

# HICKMAN-FULTON COUNTY RIVERPORT AUTHORITY

625 Catlett Street, PO Box 6  
 Hickman, KY 42050  
 270-236-2563  
[www.hickmanriverport.com](http://www.hickmanriverport.com)

## KEY FEATURES:

- Only Kentucky riverport operating on the Mississippi River
- Located on 10 acres of land
- Multi-purpose general cargo dock
- American 9720 pedestal crane with 125-ton capacity (bulk)
- Fleet of forklifts, front end loaders, trucks, and trailers
- Primary business: fertilizer, pet coke, grain, steel wire rod, steel shapes, general cargo
- 1,400 ft linear river frontage



### WATERWAY:

Mississippi River mile 922;  
 Elvis J. Stahr Harbor



### RAILROAD:

Class I and Class II rail with the  
 TennKenn Railroad Company  
 short line railroad connecting  
 to the CN Class I railroad



### ROADWAY:

KY 94, with access routes  
 via KY 125, KY 166, and  
 KY 309 and ferry service



### AVIATION:

Fulton Airport is located  
 approximately 19 miles SE  
 of the riverport



## KEY FEATURES:

- 1) Primary Dock ● Crane
- 2) Grain Elevators

- 3) Food Products Supplier
- 4) Truck Scale
- 5) Port Office & Storage Building

- 6) Grain Elevator
- 7) Aggregate Terminal
- 8) Ferry

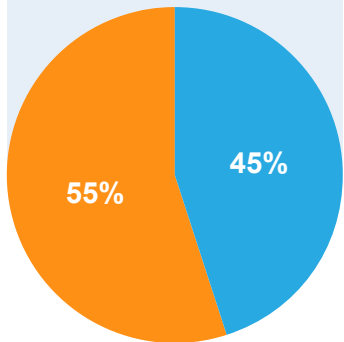
- 9) Boat Repair Dock
- 10) Grain Elevator
- ) Conveyor Belt

----) Rail Lines



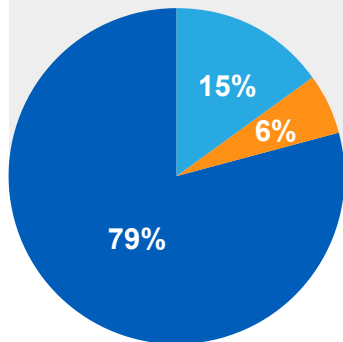
**BARGE CARGO:**

Agricultural commodities, petroleum products, chemicals, fertilizer, coal, construction materials, and metal scrap



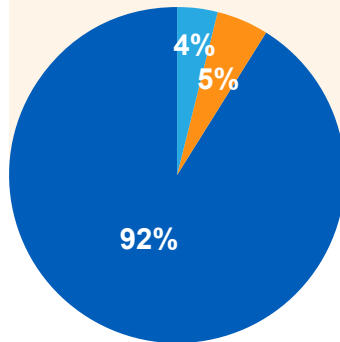
**RAIL CARGO:**

Coal, grain, agricultural commodities, consumer goods, construction materials, chemicals, and plastics



**TRUCK CARGO:**

Agricultural commodities, construction materials, chemicals, and consumer goods



CARGO MOVEMENTS BY MODE, 2018 HINTERLAND = **INBOUND** | **OUTBOUND** | **THROUGH**

**FUTURE INFRASTRUCTURE INVESTMENT**

**FY 22**  
Front end Loader  
\$272,530

**FY 21/22**  
Upgrade 1200 ft Port  
Owned Conveyor (Cargill current user)  
\$2,500,000



**FY 25/26**  
New Rail Terminal in Fulton  
\$10,000,000

**PORT FACILITY INFRASTRUCTURE**

**Existing Buildings and Equipment:** Cargo dock with 22-ft-wide approach bridge; 3,000 sq ft staging area; and stationary conveyor system to transport granular coke from barge to warehouse, with eventual loading to truck.

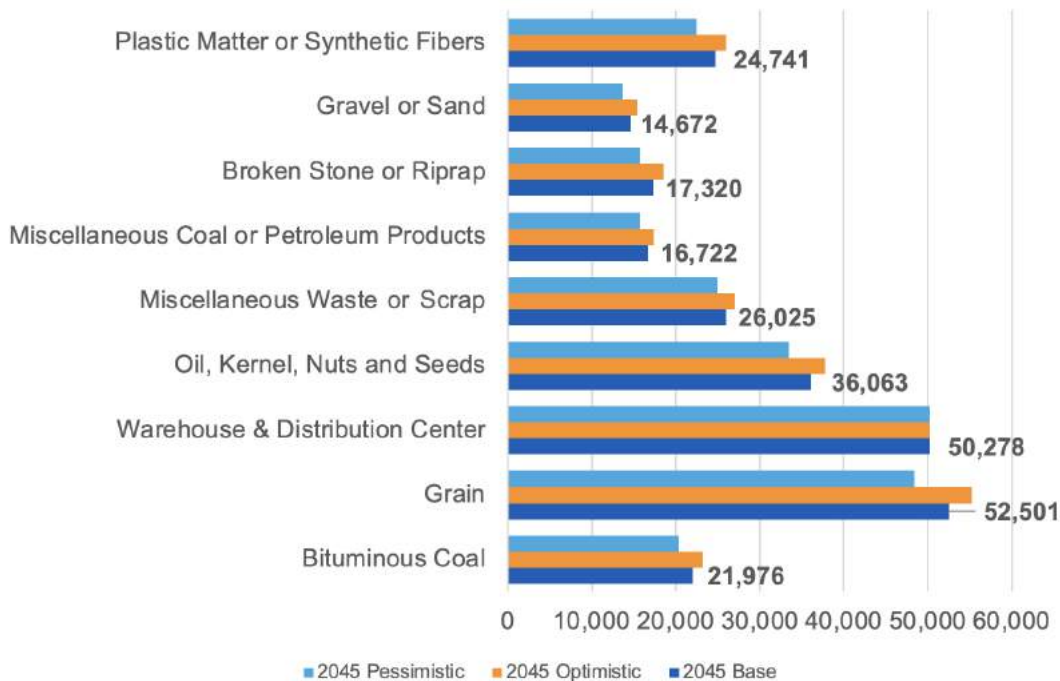
**Tenants:**

- Cargill Corp

**Regional Workforce:**

Hickman-Fulton County has a population of 2,320 with 698 employees and the median household income is \$27,772. Source: datausa.io

**Top Regional Commodities: Forecast Scenarios (Tons)**



Based on 2018 Transearch Data

