

# **MAINTENANCE CONDITION OF KENTUCKY HIGHWAYS**



## **County Supplement Maintenance Rating Program - FY 2017**

**Division of Maintenance  
Operations and Pavement Management Branch  
May 2017**





# **2017 MAINTENANCE RATING PROGRAM REPORT**

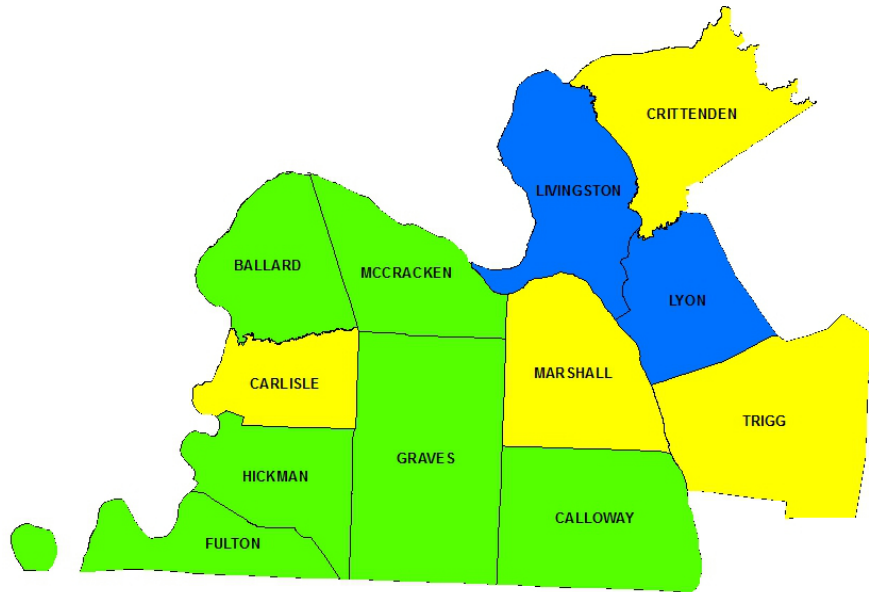
## **COUNTY SUPPLEMENT**

### **Background**

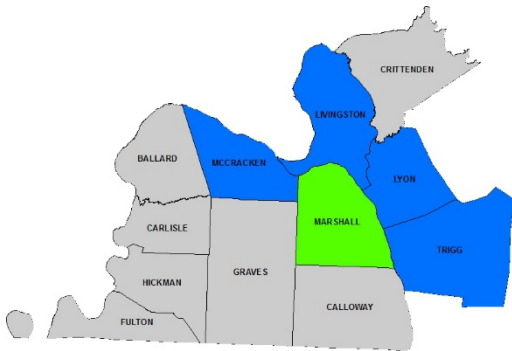
The University of Kentucky, Kentucky Transportation Center (KTC) conducted a telephone survey in 2016 to evaluate public perception of the maintenance activities of KYTC. A supplement of this report included a statistical analysis on the Maintenance Rating Program.

KTC concluded that Maintenance Rating Program data could be combined to produce county level results. Three years of data (2016, 2015, and 2014) were used for this supplement. The confidence levels and intervals are based on the size of the samples. County result confidence levels vary from 80% +/- 10% to 99% +/- 1% based on available road mileage.

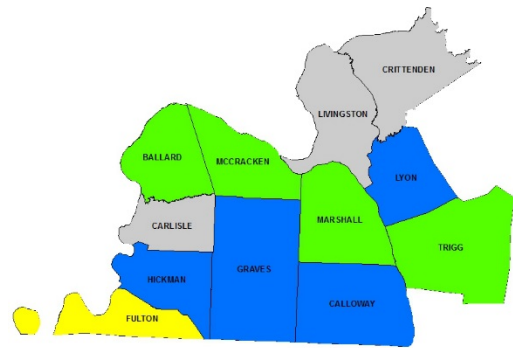
*2017 Maintenance Rating Program Report*



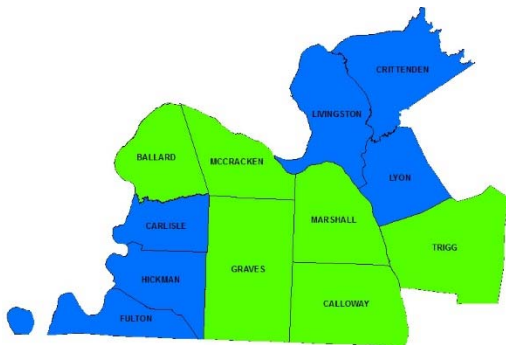
ALL ROADS



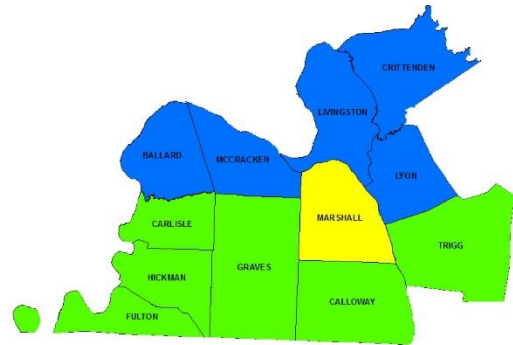
INTERSTATES



NATIONAL HIGHWAY SYSTEM



STATE PRIMARY AND SECONDARY



RURAL SECONDARY



**District One Maintenance Levels of Service**

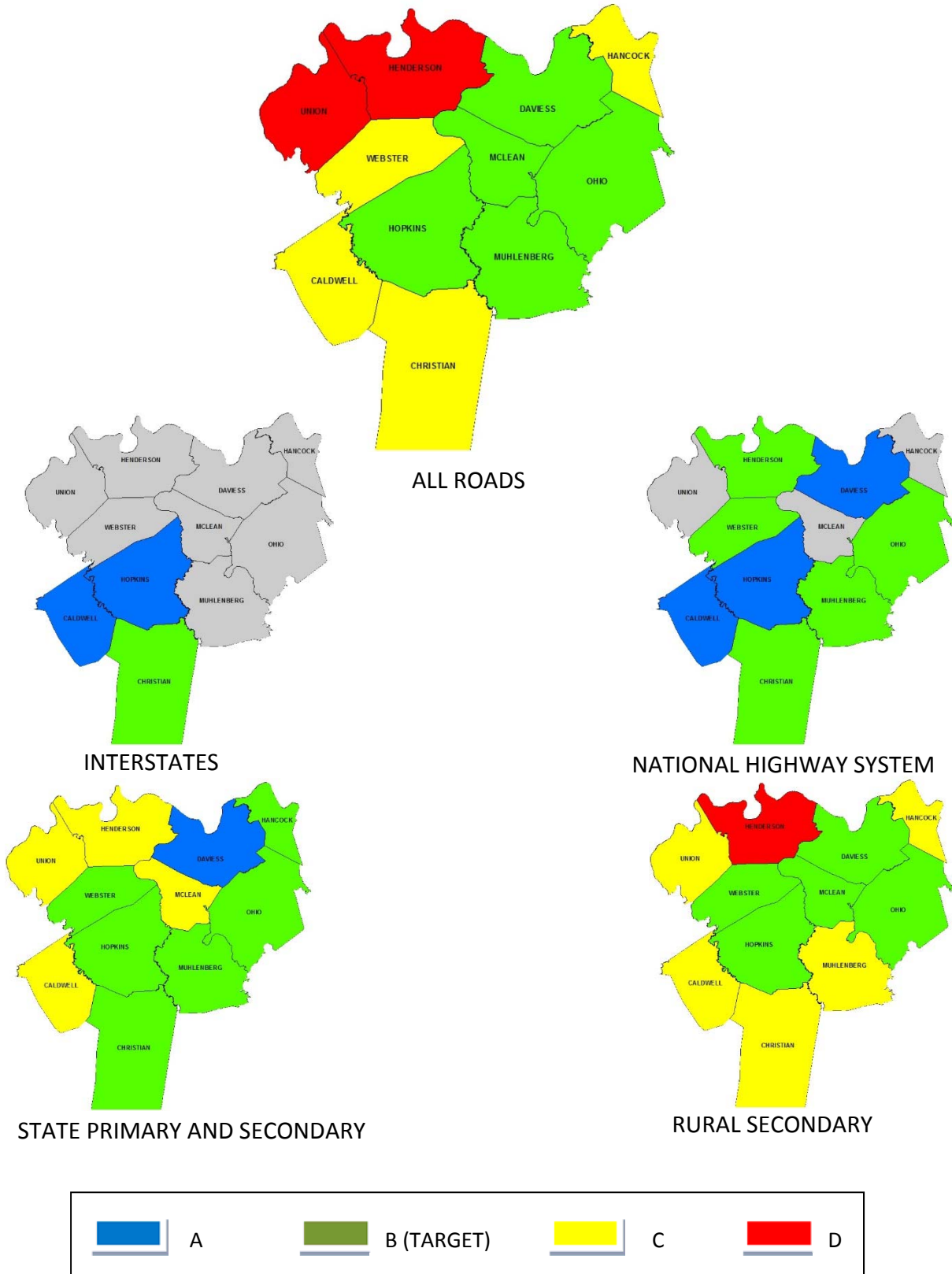
### District One Scores

Feature Description	BALLARD	CALLOWAY	CARLISLE	CRITTENDEN	FULTON	GRAVES	HICKMAN	LIVINGSTON	LYON	MARSHALL	MCCRACKEN	TRIGG
Rideability	69.6	72.5	71.6	73.2	70.4	70.0	70.7	72.6	76.6	76.6	72.0	74.0
Appearance	99.7	100.0	100.0	100.0	89.5	95.5	96.9	88.7	100.0	95.3	100.0	100.0
Vertical Clearance	75.9	96.2	81.1	100.0	87.6	74.0	78.5	100.0	100.0	99.3	72.4	97.8
Visual Obstructions	94.9	100.0	100.0	100.0	77.1	89.0	92.1	100.0	100.0	97.1	98.0	100.0
Fencing	NA	84.8	NA	NA	100.0	62.4	75.0	100.0	100.0	65.3	95.8	94.8
Guardrail Specifications	63.1	43.8	NA	NA	100.0	78.5	48.1	100.0	98.3	65.3	95.0	7.6
Guardrail Damage	100.0	100.0	NA	NA	100.0	66.8	100.0	100.0	100.0	98.2	99.0	100.0
Attenuators	100.0	100.0	NA	NA	100.0	100.0	100.0	100.0	100.0	100.0	100.0	100.0
Potholes	100.0	87.8	100.0	92.3	75.3	76.7	100.0	93.3	100.0	95.8	96.7	99.5
Rutting	56.5	73.5	41.4	96.9	86.2	86.6	84.7	96.7	100.0	33.1	47.4	41.9
Pavement Drop Off	91.6	91.4	95.5	100.0	100.0	73.8	92.1	94.0	100.0	63.9	96.3	73.9
Shoulder Drop Off	89.0	68.6	100.0	100.0	79.2	92.5	100.0	100.0	100.0	62.6	97.0	74.4
High Shoulder	100.0	100.0	100.0	100.0	100.0	94.6	97.4	91.4	100.0	95.5	100.0	100.0
Shoulder Potholes	100.0	100.0	100.0	100.0	100.0	88.0	100.0	93.3	100.0	99.6	100.0	100.0
Drains	100.0	100.0	100.0	100.0	100.0	79.6	84.4	90.9	100.0	100.0	100.0	NA
Ditches	100.0	97.4	92.8	97.2	90.5	90.2	85.3	96.5	100.0	86.1	97.4	97.5
Curb and Gutter	0.0	0.0	0.0	0.0	0.0	0.0	0.0	0.0	0.0	0.0	0.0	0.0
White Stripe	100.0	100.0	100.0	100.0	88.5	100.0	100.0	100.0	100.0	NA	96.1	100.0
Yellow Stripe	86.8	100.0	100.0	88.3	100.0	95.5	100.0	96.5	83.4	NA	95.8	100.0
Guide Signs	98.5	90.5	100.0	67.1	100.0	100.0	100.0	89.4	99.6	100.0	100.0	99.3
Guide Sign Assemblies	100.0	66.3	100.0	100.0	100.0	100.0	NA	100.0	100.0	99.0	100.0	61.9
Warning and Reg. Signs	100.0	82.1	87.4	100.0	76.6	82.8	68.9	100.0	100.0	100.0	100.0	100.0
Warning and Reg. Sign Assemblies	100.0	76.7	100.0	100.0	NA	100.0	100.0	100.0	100.0	100.0	58.3	27.7

**Total Score**

**84.1 83.9 75.5 78.1 81.1 82.0 82.5 90.4 92.8 73.5 86.3 76.3**

*2017 Maintenance Rating Program Report*



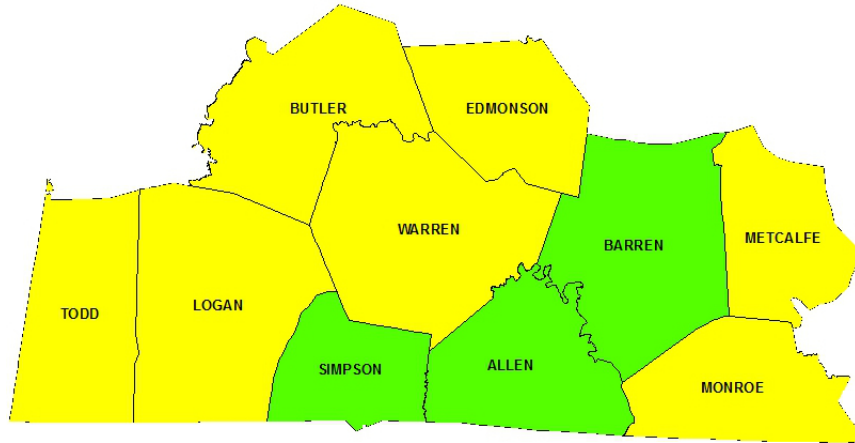
**District Two Maintenance Levels of Service**

### District Two Scores

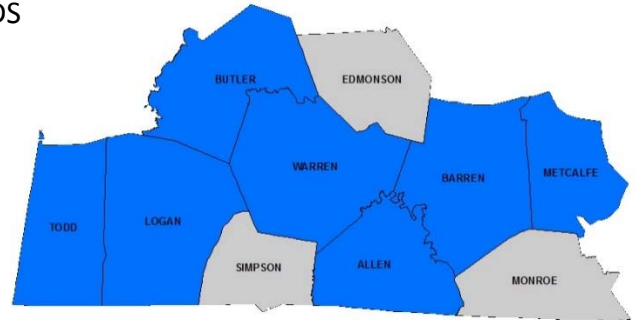
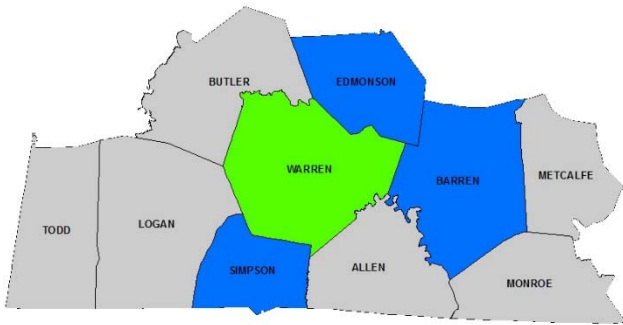
Feature Description	CALDWELL	CHRISTIAN	DAVISS	HANCOCK	HENDERSON	HOPKINS	MCLEAN	MUHLENBERG	OHIO	UNION	WEBSTER
Rideability	71.3	71.1	77.7	73.3	70.5	69.0	68.7	72.1	76.3	70.0	69.2
Appearance	89.8	89.0	91.5	85.4	91.9	85.8	81.6	92.9	95.3	93.0	94.2
Vertical Clearance	97.9	95.1	98.0	100.0	87.3	87.3	64.7	74.1	100.0	94.6	97.2
Visual Obstructions	79.6	88.3	98.0	93.9	89.4	96.3	88.2	95.6	96.6	95.0	97.2
Fencing	41.4	51.0	100.0	NA	93.0	100.0	NA	80.4	100.0	100.0	100.0
Guardrail Specifications	66.8	45.4	100.0	100.0	65.9	76.3	50.0	88.5	100.0	100.0	64.5
Guardrail Damage	99.7	98.3	89.6	100.0	70.4	65.0	100.0	96.2	84.2	100.0	64.5
Attenuators	100.0	99.5	80.0	100.0	100.0	100.0	100.0	77.8	100.0	50.0	100.0
Potholes	17.3	36.1	90.3	58.9	1.8	89.0	90.8	63.3	96.0	16.4	47.6
Rutting	88.0	80.4	83.6	67.1	66.4	90.1	89.0	88.5	53.6	55.4	77.1
Pavement Drop Off	72.0	71.3	80.4	44.6	67.9	88.2	80.9	78.9	67.4	82.9	94.3
Shoulder Drop Off	79.5	80.1	94.1	95.7	92.2	84.2	80.9	75.9	76.2	94.6	100.0
High Shoulder	89.8	98.4	100.0	100.0	73.2	99.3	85.3	88.2	100.0	67.4	97.1
Shoulder Potholes	75.0	73.4	90.3	74.1	75.5	99.9	63.3	80.1	98.7	69.9	93.1
Drains	50.0	90.6	57.1	53.3	11.1	89.0	100.0	88.5	66.6	71.4	85.5
Ditches	73.6	84.7	100.0	85.4	74.4	96.3	100.0	97.1	84.4	91.9	90.6
Curb and Gutter	0.0	0.0	0.0	0.0	0.0	0.0	0.0	0.0	0.0	0.0	0.0
White Stripe	83.8	92.8	100.0	100.0	NA	97.9	100.0	97.5	100.0	NA	NA
Yellow Stripe	97.9	85.3	100.0	100.0	NA	78.9	89.0	77.9	100.0	NA	NA
Guide Signs	55.2	97.8	100.0	100.0	59.4	60.7	100.0	78.5	100.0	100.0	81.4
Guide Sign Assemblies	100.0	100.0	100.0	100.0	100.0	71.1	100.0	83.6	100.0	100.0	100.0
Warning and Reg. Signs	82.2	86.1	91.6	100.0	43.0	59.3	100.0	73.8	100.0	85.9	94.5
Warning and Reg. Sign Assemblies	100.0	100.0	100.0	100.0	76.9	100.0	100.0	100.0	100.0	100.0	100.0

**Total Score**      74.5   78.5   87.2   79.4   59.2   81.4   80.8   80.3   85.5   68.9   73.8

*2017 Maintenance Rating Program Report*

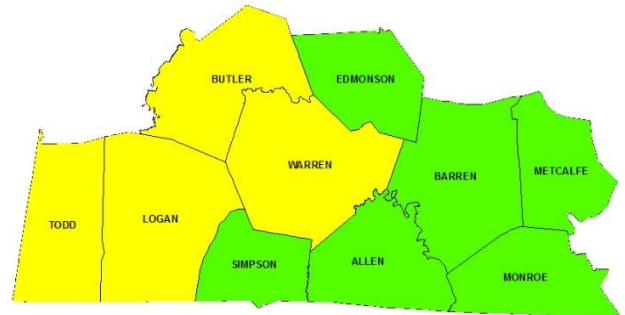
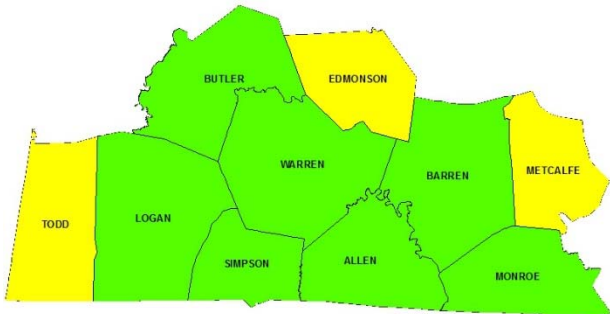


ALL ROADS



INTERSTATES

NATIONAL HIGHWAY SYSTEM



STATE PRIMARY AND SECONDARY

RURAL SECONDARY



**District Three Maintenance Levels of Service**

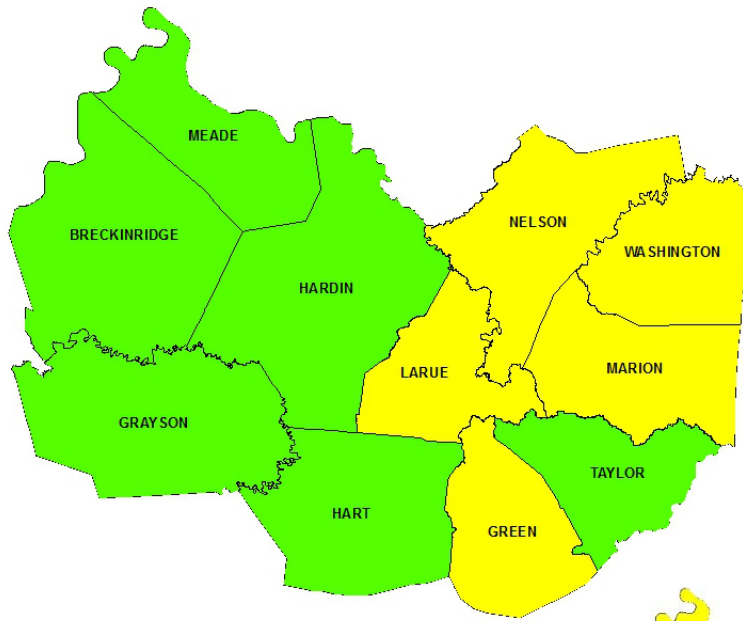


### District Three Scores

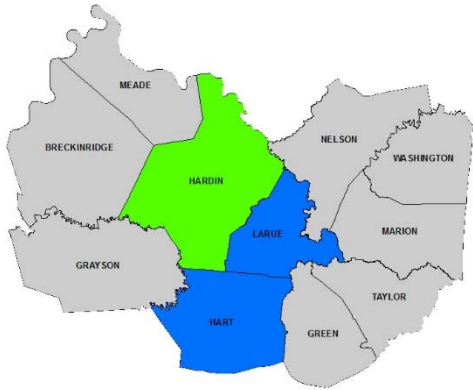
Feature Description	ALLEN	BARREN	BUTLER	EDMONSON	LOGAN	METCALFE	MONROE	SIMPSON	TODD	WARREN
Rideability	77.4	79.6	73.5	77.0	74.7	75.9	75.1	78.3	78.8	78.0
Appearance	80.1	94.2	73.4	96.9	85.5	80.5	73.7	92.7	84.4	87.8
Vertical Clearance	71.1	82.0	41.4	59.1	69.5	67.0	78.1	75.6	78.6	69.2
Visual Obstructions	86.0	83.6	64.5	71.4	82.3	57.6	73.1	96.6	81.1	82.9
Fencing	100.0	100.0	100.0	100.0	97.1	100.0	NA	100.0	100.0	99.6
Guardrail Specifications	94.9	100.0	100.0	81.8	100.0	80.1	100.0	98.3	100.0	93.8
Guardrail Damage	100.0	97.9	100.0	100.0	100.0	97.3	100.0	100.0	100.0	85.7
Attenuators	100.0	89.7	96.4	100.0	100.0	65.5	33.3	96.6	100.0	67.5
Potholes	87.5	100.0	95.0	73.8	91.6	100.0	91.4	89.4	92.3	78.5
Rutting	83.1	88.3	83.1	93.8	93.5	92.9	79.0	93.0	94.5	72.4
Pavement Drop Off	100.0	96.0	91.7	100.0	88.8	97.7	93.9	100.0	97.5	90.3
Shoulder Drop Off	83.7	93.9	75.1	69.7	71.1	90.6	88.7	58.5	58.9	65.5
High Shoulder	92.0	100.0	90.6	86.0	63.5	100.0	100.0	71.9	61.9	77.4
Shoulder Potholes	100.0	99.6	89.2	90.4	92.1	87.8	93.4	99.8	93.8	80.1
Drains	100.0	99.0	67.6	66.0	59.7	100.0	63.9	51.7	64.9	79.1
Ditches	69.7	77.2	57.4	66.1	65.5	93.5	93.0	65.1	45.6	59.2
Curb and Gutter	0.0	0.0	0.0	0.0	0.0	0.0	0.0	0.0	0.0	0.0
White Stripe	84.3	95.7	100.0	85.1	92.0	76.7	100.0	100.0	99.3	94.7
Yellow Stripe	90.5	94.4	85.3	83.2	100.0	74.8	86.0	95.7	93.6	96.1
Guide Signs	100.0	57.3	80.3	64.1	47.4	45.1	100.0	99.4	48.0	81.7
Guide Sign Assemblies	100.0	80.2	88.2	100.0	38.5	59.9	72.6	99.2	43.3	79.8
Warning and Reg. Signs	69.9	57.1	68.6	66.5	91.7	82.6	69.1	100.0	41.8	80.3
Warning and Reg. Sign Assemblies	75.5	90.3	82.0	77.0	90.8	63.2	84.5	100.0	50.9	85.4

**Total Score**      **83.4**   **84.9**   **78.0**   **78.5**   **79.0**   **78.3**   **77.2**   **85.1**   **74.8**   **78.1**

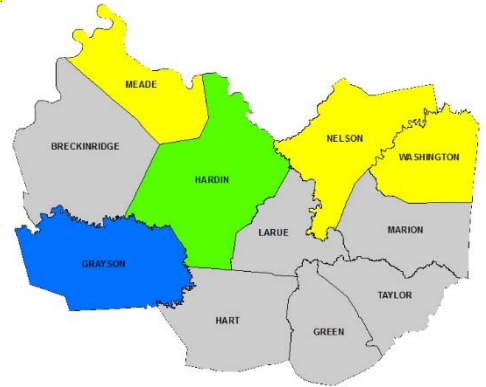
*2017 Maintenance Rating Program Report*



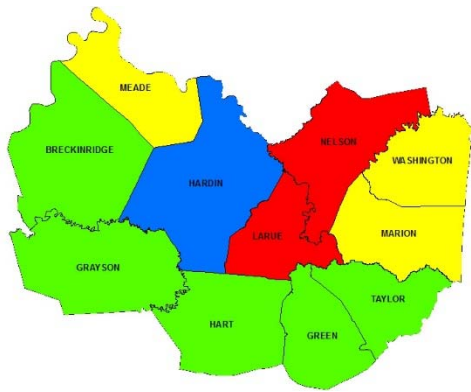
ALL ROADS



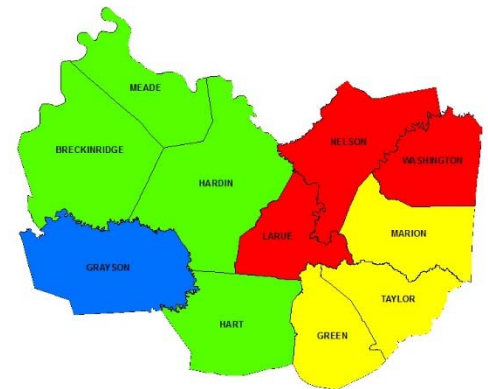
INTERSTATES



NATIONAL HIGHWAY SYSTEM



STATE PRIMARY AND SECONDARY



RURAL SECONDARY



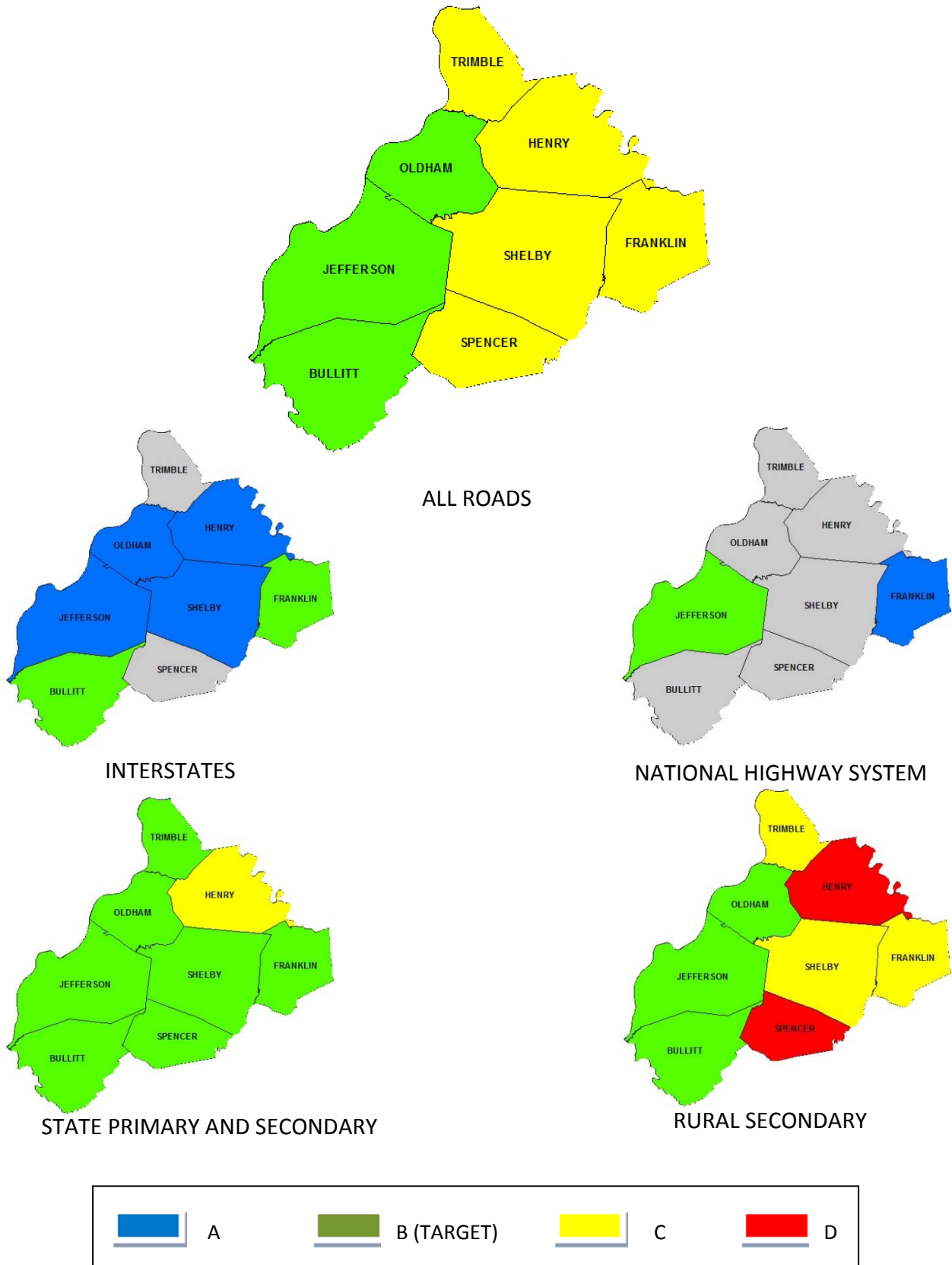
**District Four Maintenance Levels of Service**

### District Four Scores

Feature Description	BRECKINRIDGE	GRAYSON	GREEN	HARDIN	HART	LARUE	MARION	MEADE	NELSON	TAYLOR	WASHINGTON
Rideability	71.6	73.4	77.0	78.8	73.6	77.8	74.6	75.9	71.7	75.9	75.3
Appearance	90.0	87.4	70.8	67.9	54.7	68.2	76.0	88.6	74.1	87.0	73.5
Vertical Clearance	84.5	96.6	58.8	88.9	88.7	72.7	55.0	74.1	39.1	60.4	48.8
Visual Obstructions	88.0	96.6	97.6	94.5	93.5	100.0	96.1	92.5	96.0	95.2	93.4
Fencing	100.0	94.4	NA	95.9	100.0	100.0	100.0	50.0	100.0	100.0	100.0
Guardrail Specifications	100.0	48.9	100.0	97.9	23.3	100.0	100.0	100.0	99.1	100.0	100.0
Guardrail Damage	100.0	96.7	100.0	97.5	100.0	100.0	64.3	100.0	85.0	100.0	100.0
Attenuators	100.0	100.0	100.0	97.0	100.0	100.0	100.0	100.0	100.0	100.0	100.0
Potholes	83.6	95.5	94.0	83.7	89.2	50.4	90.3	71.3	29.9	73.4	58.9
Rutting	94.8	98.3	54.6	91.7	82.2	58.4	45.0	97.1	50.7	53.2	43.7
Pavement Drop Off	91.4	95.6	68.0	93.3	93.0	45.3	52.7	78.5	70.9	58.5	37.0
Shoulder Drop Off	62.1	43.4	45.0	80.7	89.2	45.1	51.9	31.1	53.3	58.5	40.4
High Shoulder	89.2	100.0	100.0	85.2	84.9	95.4	100.0	98.6	100.0	97.6	100.0
Shoulder Potholes	100.0	100.0	66.5	68.6	78.5	37.5	45.7	55.1	64.5	61.4	64.8
Drains	89.1	90.0	100.0	96.4	85.5	100.0	100.0	81.5	87.3	75.1	93.3
Ditches	87.5	93.0	96.2	99.9	100.0	81.7	84.2	94.4	96.4	95.9	100.0
Curb and Gutter	0.0	0.0	0.0	0.0	0.0	0.0	0.0	0.0	0.0	0.0	0.0
White Stripe	97.3	100.0	95.3	99.4	91.2	42.9	82.2	83.4	59.2	94.3	93.9
Yellow Stripe	95.0	98.0	96.7	89.4	85.0	41.0	91.7	86.3	37.9	86.3	95.2
Guide Signs	100.0	100.0	81.1	97.5	100.0	100.0	100.0	100.0	89.5	100.0	100.0
Guide Sign Assemblies	100.0	100.0	100.0	85.8	74.7	100.0	100.0	100.0	85.0	100.0	100.0
Warning and Reg. Signs	100.0	100.0	100.0	100.0	74.9	100.0	100.0	100.0	100.0	100.0	100.0
Warning and Reg. Sign Assemblies	100.0	100.0	100.0	100.0	100.0	100.0	100.0	100.0	100.0	100.0	20.0

**Total Score**      **82.8**   **87.0**   **79.4**   **86.2**   **80.9**   **73.3**   **78.2**   **81.1**   **72.3**   **80.7**   **74.1**

*2017 Maintenance Rating Program Report*



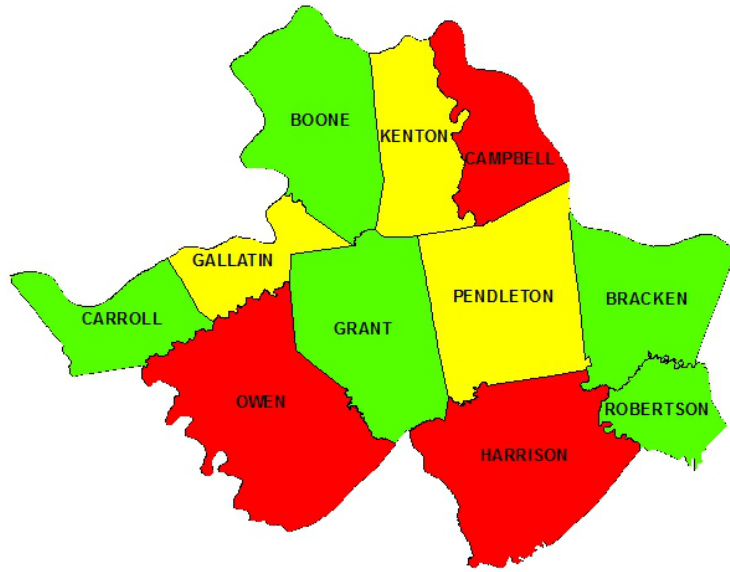
**District Five Maintenance Levels of Service**

### District Five Scores

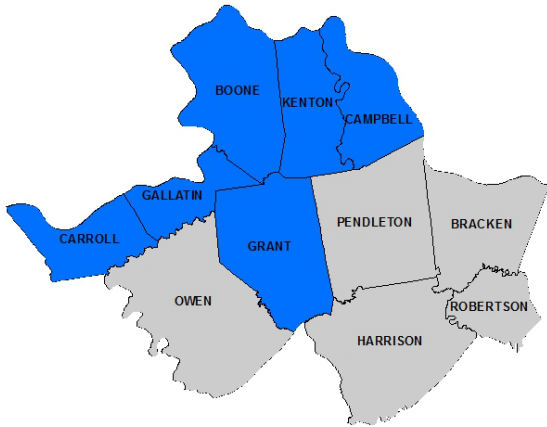
Feature Description	BULLITT	FRANKLIN	HENRY	JEFFERSON	OLDHAM	SHELBY	SPENCER	TRIMBLE
Rideability	73.7	71.4	66.6	66.1	72.1	72.8	67.9	74.3
Appearance	98.3	98.7	100.0	99.9	98.1	100.0	100.0	100.0
Vertical Clearance	92.1	53.8	60.7	71.0	93.2	85.2	74.8	78.5
Visual Obstructions	84.9	73.5	79.5	84.7	87.0	75.0	71.3	83.8
Fencing	100.0	100.0	100.0	94.3	100.0	100.0	NA	100.0
Guardrail Specifications	100.0	46.7	76.2	99.4	78.3	49.2	79.1	80.1
Guardrail Damage	100.0	73.6	66.3	97.6	82.0	93.7	87.6	100.0
Attenuators	100.0	74.1	49.3	100.0	100.0	46.4	75.2	100.0
Potholes	58.3	79.0	66.0	58.2	73.2	80.7	75.3	100.0
Rutting	100.0	96.3	72.5	99.9	100.0	77.8	72.1	100.0
Pavement Drop Off	92.8	100.0	78.6	95.5	97.4	87.0	82.9	100.0
Shoulder Drop Off	66.3	70.5	54.6	85.8	76.0	47.1	67.6	43.3
High Shoulder	100.0	62.5	47.1	95.0	100.0	67.2	34.2	78.5
Shoulder Potholes	56.1	68.1	55.9	70.9	67.6	80.5	93.3	86.6
Drains	87.2	83.2	87.8	94.4	97.0	74.8	75.3	62.9
Ditches	79.2	93.9	67.9	87.6	94.2	79.0	91.8	67.6
Curb and Gutter	0.0	0.0	0.0	0.0	0.0	0.0	0.0	0.0
White Stripe	92.2	93.8	100.0	90.7	100.0	100.0	95.6	95.3
Yellow Stripe	69.0	97.1	88.6	86.3	100.0	96.4	96.7	93.8
Guide Signs	91.7	90.8	100.0	95.3	82.8	82.5	100.0	84.7
Guide Sign Assemblies	85.9	39.2	78.1	72.0	90.0	83.1	83.5	43.1
Warning and Reg. Signs	90.1	93.6	89.5	91.7	88.2	79.7	70.7	83.3
Warning and Reg. Sign Assemblies	97.1	50.1	66.4	72.3	85.9	64.9	50.1	65.7

**Total Score**      82.6   75.8   72.3   82.1   85.0   75.6   72.0   79.8

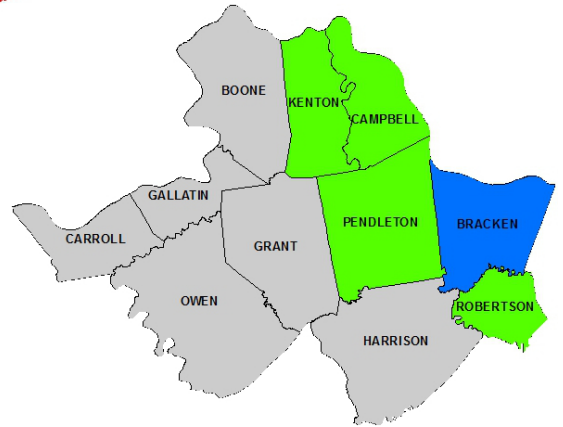
*2017 Maintenance Rating Program Report*



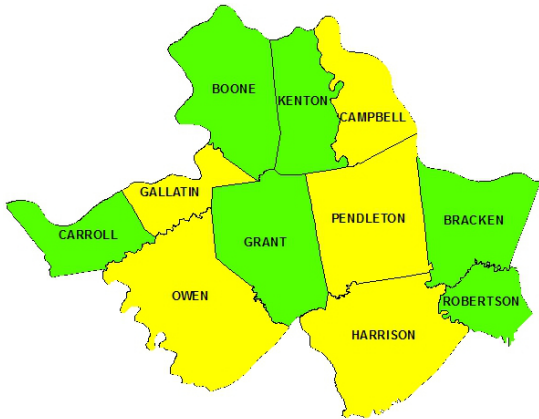
ALL ROADS



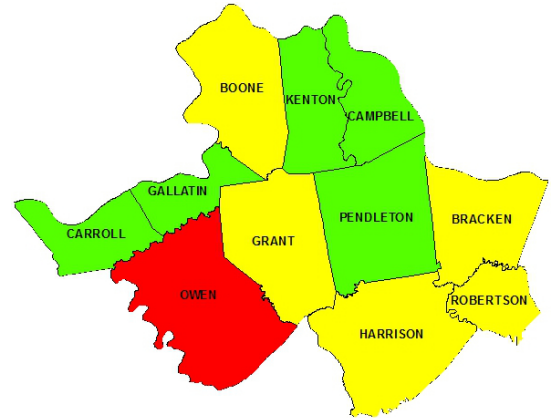
INTERSTATES



NATIONAL HIGHWAY SYSTEM



STATE PRIMARY AND SECONDARY



RURAL SECONDARY



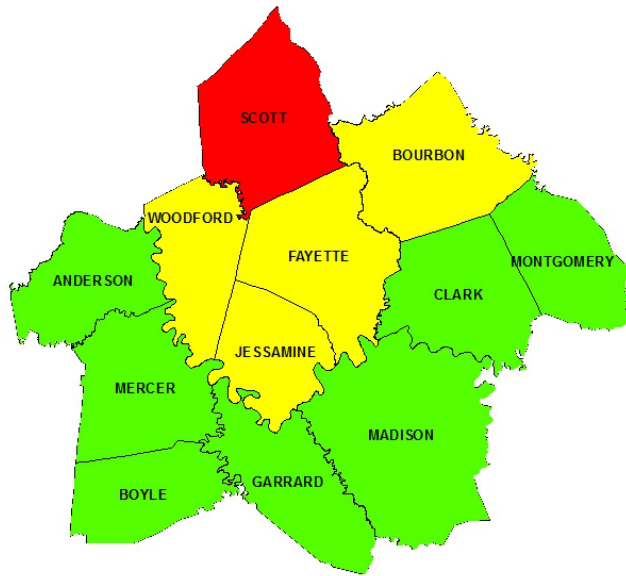
**District Six Maintenance Levels of Service**

### District Six Scores

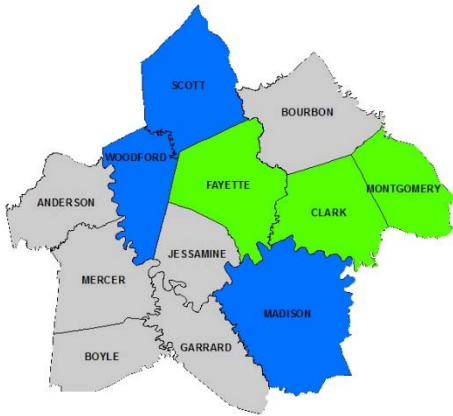
Feature Description	BOONE	BRACKEN	CAMPBELL	CARROLL	GALLATIN	GRANT	HARRISON	KENTON	OWEN	PENDLETON	ROBERTSON
Rideability	69.8	63.5	62.0	68.3	65.2	66.6	73.1	62.4	63.2	68.4	70.7
Appearance	92.7	69.4	78.2	100.0	90.9	95.5	94.7	88.9	65.8	68.8	78.5
Vertical Clearance	90.6	72.8	93.7	76.4	81.8	94.6	81.8	93.3	56.1	61.9	86.4
Visual Obstructions	95.8	76.8	90.6	100.0	100.0	96.4	78.0	93.9	96.3	87.5	88.7
Fencing	84.6	97.9	98.4	100.0	100.0	97.4	NA	93.5	NA	100.0	NA
Guardrail Specifications	39.1	85.2	77.4	60.9	51.5	86.6	61.7	100.0	100.0	83.5	94.8
Guardrail Damage	100.0	99.7	75.5	96.8	87.9	100.0	100.0	94.4	100.0	100.0	100.0
Attenuators	100.0	100.0	34.9	100.0	74.3	100.0	78.8	92.1	100.0	100.0	100.0
Potholes	94.8	91.2	80.1	88.7	65.2	82.8	73.7	69.7	66.3	94.2	92.4
Rutting	69.1	96.5	64.1	87.7	69.3	68.7	61.0	63.9	50.0	97.3	100.0
Pavement Drop Off	81.2	98.5	93.8	96.1	82.6	46.3	44.7	96.6	98.8	97.7	97.7
Shoulder Drop Off	67.3	73.3	59.0	59.0	32.9	78.1	64.4	75.9	70.9	48.5	47.0
High Shoulder	78.0	100.0	81.1	100.0	91.7	95.5	97.4	87.7	97.5	94.9	100.0
Shoulder Potholes	89.6	96.2	93.1	78.9	68.7	65.6	55.7	96.0	63.5	98.6	100.0
Drains	60.7	69.0	84.4	94.0	79.0	93.6	91.0	79.9	76.1	71.5	94.5
Ditches	88.1	75.8	80.8	99.3	94.5	88.1	89.3	84.4	96.0	72.9	66.3
Curb and Gutter	0.0	0.0	0.0	0.0	0.0	0.0	0.0	0.0	0.0	0.0	0.0
White Stripe	96.0	99.0	NA	80.0	100.0	100.0	100.0	NA	87.5	94.3	97.3
Yellow Stripe	100.0	100.0	NA	83.2	100.0	100.0	83.9	NA	81.6	86.7	100.0
Guide Signs	100.0	93.1	62.2	100.0	100.0	100.0	75.9	87.6	31.2	63.5	100.0
Guide Sign Assemblies	100.0	100.0	99.6	100.0	NA	100.0	22.9	96.3	79.7	100.0	100.0
Warning and Reg. Signs	94.4	67.5	99.8	61.2	87.1	100.0	79.4	96.5	25.8	73.7	67.2
Warning and Reg. Sign Assemblies	100.0	87.7	100.0	61.4	100.0	94.3	44.7	92.3	19.9	59.6	73.3
<b>Total Score</b>	<b>82.1</b>	<b>81.8</b>	<b>68.5</b>	<b>81.2</b>	<b>76.0</b>	<b>83.4</b>	<b>69.3</b>	<b>73.0</b>	<b>66.5</b>	<b>78.6</b>	<b>80.6</b>



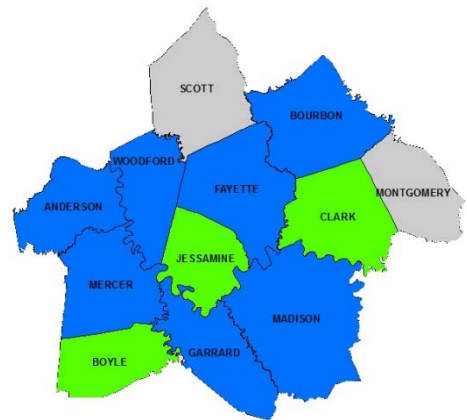
2017 Maintenance Rating Program Report



ALL ROADS



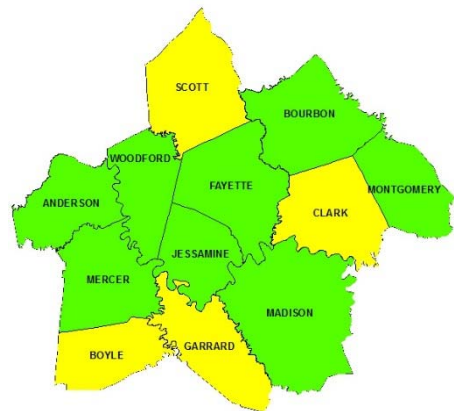
INTERSTATES



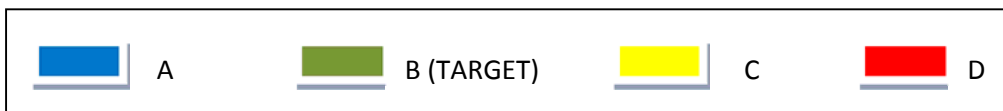
NATIONAL HIGHWAY SYSTEM



STATE PRIMARY AND SECONDARY



RURAL SECONDARY



District Seven Maintenance Levels of Service

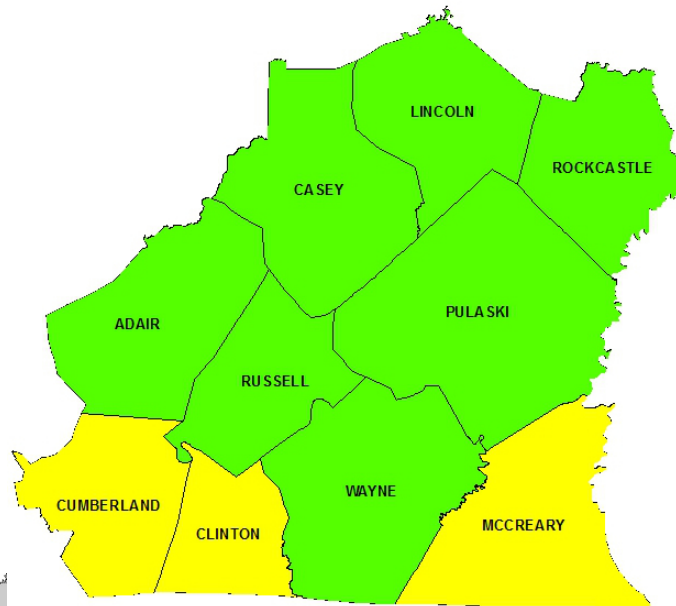


### District Seven Scores

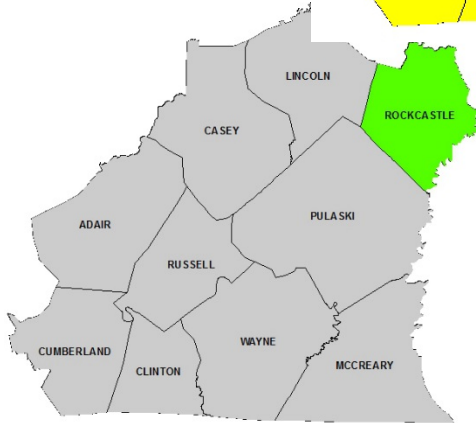
Feature Description	ANDERSON	BOURBON	BOYLE	CLARK	FAYETTE	GARRARD	JESSAMINE	MADISON	MERCER	MONTGOMERY	SCOTT	WOODFORD
Rideability	70.5	70.9	75.2	75.7	71.8	73.7	71.3	71.3	69.5	74.5	70.0	67.9
Appearance	94.9	97.7	90.7	100.0	99.5	92.6	100.0	97.1	88.9	100.0	94.3	97.9
Vertical Clearance	92.4	78.7	86.1	84.5	62.0	87.0	96.8	93.3	84.4	90.0	83.7	84.7
Visual Obstructions	89.7	87.3	100.0	88.8	98.7	89.1	93.7	91.2	97.8	96.7	76.8	78.3
Fencing	80.0	47.0	0.0	84.4	50.2	55.9	100.0	48.6	70.0	70.7	93.4	87.7
Guardrail Specifications	100.0	81.1	91.3	86.1	75.0	100.0	100.0	84.8	100.0	76.5	71.0	100.0
Guardrail Damage	100.0	100.0	78.4	98.3	98.6	84.7	100.0	100.0	100.0	97.3	89.1	100.0
Attenuators	100.0	100.0	100.0	100.0	100.0	100.0	100.0	100.0	100.0	100.0	78.7	100.0
Potholes	92.1	94.4	83.7	77.6	89.7	100.0	81.6	100.0	98.8	81.3	100.0	98.5
Rutting	74.3	85.0	67.5	78.4	92.3	81.7	94.2	94.1	76.5	89.0	85.4	100.0
Pavement Drop Off	99.5	82.1	100.0	62.9	90.4	96.5	87.3	100.0	100.0	73.4	78.9	95.5
Shoulder Drop Off	69.1	47.8	69.0	61.9	87.7	98.1	84.1	91.2	56.8	71.5	75.3	87.5
High Shoulder	92.4	97.7	100.0	97.2	91.7	73.6	84.0	69.1	96.2	96.7	83.6	83.8
Shoulder Potholes	93.7	100.0	92.9	86.5	96.0	100.0	93.5	99.5	98.8	100.0	92.7	88.7
Drains	93.0	51.0	98.2	61.8	94.5	100.0	100.0	99.4	100.0	85.5	67.4	100.0
Ditches	91.7	88.3	93.7	81.7	93.8	73.9	95.9	85.9	93.8	83.5	92.1	95.2
Curb and Gutter	0.0	0.0	0.0	0.0	0.0	0.0	0.0	0.0	0.0	0.0	0.0	0.0
White Stripe	96.2	71.7	94.0	88.0	NA	100.0	NA	91.6	91.3	100.0	NA	NA
Yellow Stripe	91.4	58.6	83.9	96.8	NA	80.6	NA	90.7	96.2	74.7	NA	NA
Guide Signs	61.5	69.9	94.6	80.5	100.0	69.1	NA	77.0	100.0	100.0	77.2	100.0
Guide Sign Assemblies	88.6	88.6	100.0	84.1	100.0	100.0	NA	100.0	100.0	100.0	100.0	100.0
Warning and Reg. Signs	61.2	100.0	100.0	95.4	100.0	82.2	100.0	40.8	100.0	100.0	48.9	100.0
Warning and Reg. Sign Assemblies	91.5	70.3	100.0	80.0	100.0	100.0	100.0	100.0	100.0	100.0	0.0	NA

**Total Score**    82.9   76.8   83.0   80.2   76.9   84.1   73.2   83.3   86.9   84.7   65.4   73.8

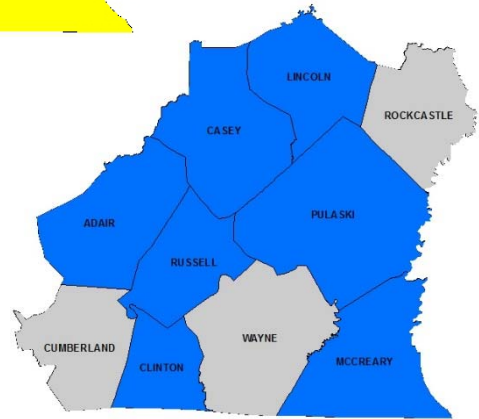
*2017 Maintenance Rating Program Report*



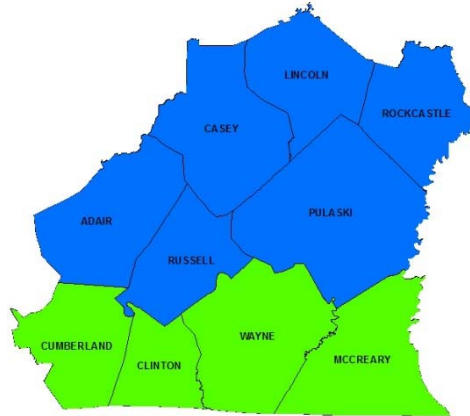
ALL ROADS



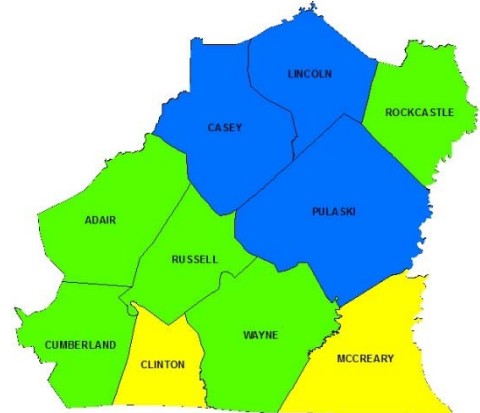
INTERSTATES



NATIONAL HIGHWAY SYSTEM



STATE PRIMARY AND SECONDARY



RURAL SECONDARY



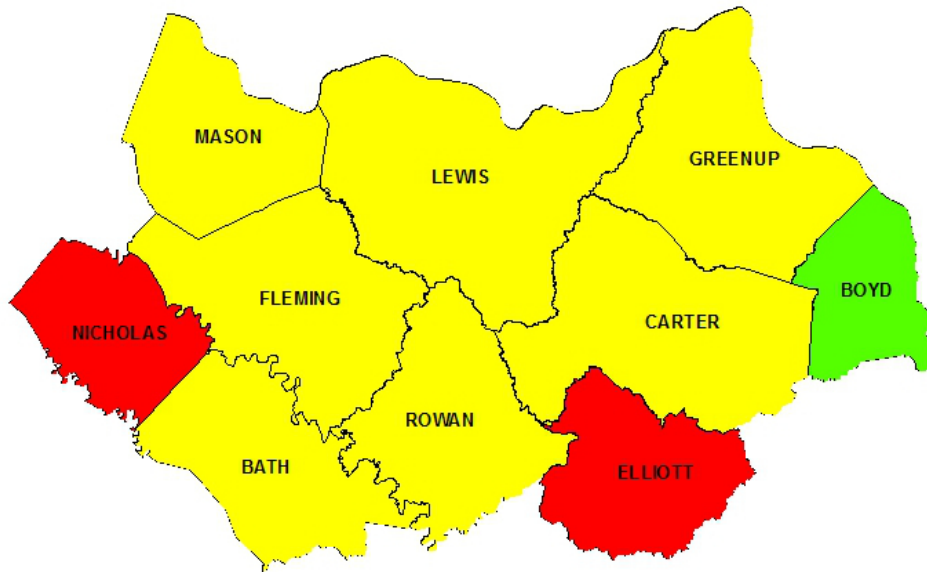
**District Eight Maintenance Levels of Service**

## District Eight Scores

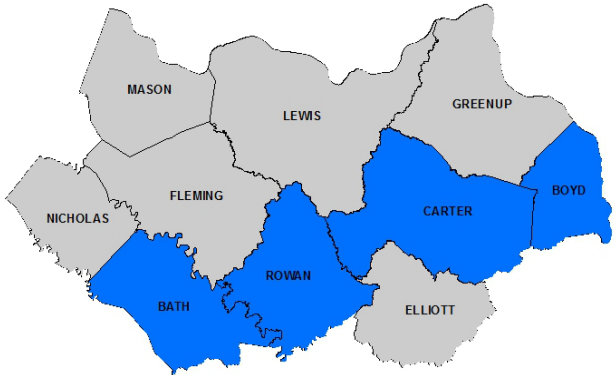
Feature Description	ADAIR	CASEY	CLINTON	CUMBERLAND	LINCOLN	MCCRARY	PULASKI	ROCKCASTLE	RUSSELL	WAYNE
Rideability	77.8	75.4	76.4	74.0	78.4	76.9	78.7	69.3	74.2	73.9
Appearance	95.5	93.6	97.4	100.0	100.0	100.0	100.0	97.5	99.7	100.0
Vertical Clearance	95.5	83.4	74.1	43.7	91.8	57.6	84.2	79.9	93.2	81.8
Visual Obstructions	92.0	100.0	84.5	96.5	100.0	76.7	96.3	100.0	95.9	97.0
Fencing	100.0	NA	100.0	NA	NA	NA	72.2	100.0	94.4	100.0
Guardrail Specifications	73.1	42.4	30.0	100.0	72.5	36.0	42.9	31.6	88.8	20.0
Guardrail Damage	77.4	100.0	66.0	71.7	86.8	69.9	85.9	99.8	96.3	60.1
Attenuators	100.0	100.0	59.7	100.0	100.0	100.0	82.4	100.0	100.0	60.1
Potholes	100.0	100.0	40.5	100.0	100.0	64.1	99.6	93.5	91.8	84.9
Rutting	84.0	100.0	51.0	86.1	100.0	82.4	93.8	99.9	85.0	78.8
Pavement Drop Off	74.2	100.0	97.4	83.9	100.0	95.5	92.5	100.0	92.4	78.8
Shoulder Drop Off	78.2	98.8	62.5	81.8	100.0	37.4	86.9	99.9	74.1	60.6
High Shoulder	87.0	100.0	87.2	100.0	100.0	95.5	99.8	100.0	99.7	100.0
Shoulder Potholes	100.0	100.0	40.7	100.0	100.0	94.4	95.5	99.8	91.1	77.3
Drains	92.7	NA	100.0	100.0	NA	90.2	NA	NA	81.0	95.0
Ditches	93.6	100.0	100.0	96.3	100.0	93.2	97.4	99.9	92.0	93.8
Curb and Gutter	100.0	0.0	0.0	0.0	0.0	0.0	0.0	0.0	0.0	0.0
White Stripe	96.7	97.5	90.7	81.2	94.8	100.0	98.0	95.2	99.5	100.0
Yellow Stripe	88.8	69.2	87.1	95.4	87.8	74.8	98.5	76.6	89.1	87.1
Guide Signs	96.9	100.0	88.5	NA	100.0	100.0	100.0	100.0	98.6	100.0
Guide Sign Assemblies	100.0	100.0	100.0	NA	100.0	100.0	100.0	100.0	95.9	80.0
Warning and Reg. Signs	79.4	100.0	74.9	79.8	96.2	93.4	95.9	100.0	98.8	91.7
Warning and Reg. Sign Assemblies	83.4	100.0	91.0	64.4	100.0	87.8	100.0	100.0	84.8	100.0

**Total Score**    88.6   82.3   74.8   75.1   84.2   76.5   83.7   84.4   86.9   80.3

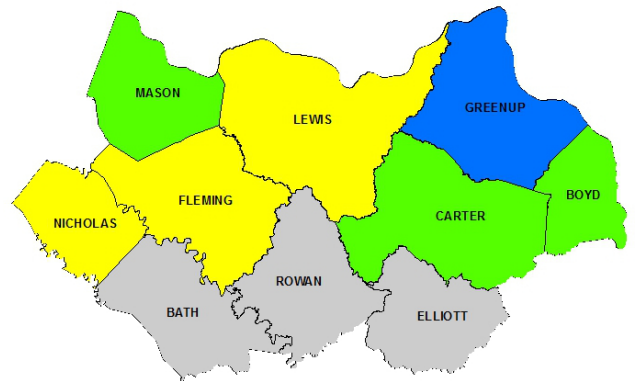
2017 Maintenance Rating Program Report



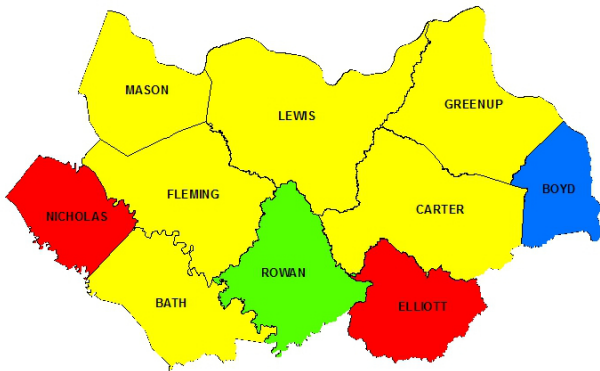
ALL ROADS



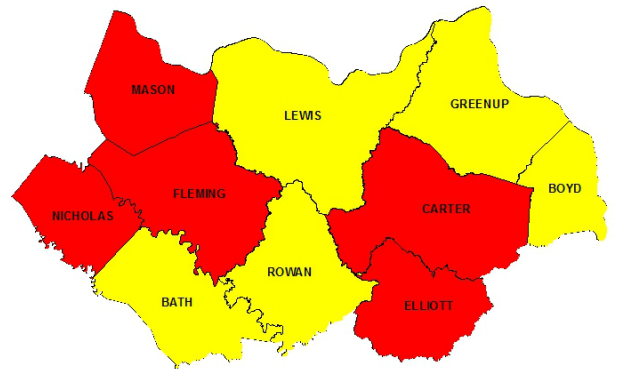
INTERSTATES



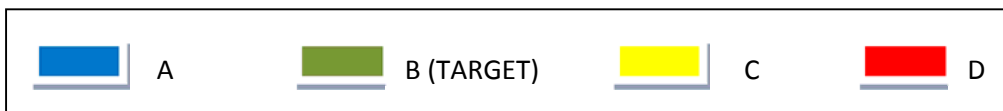
NATIONAL HIGHWAY SYSTEM



STATE PRIMARY AND SECONDARY



RURAL SECONDARY



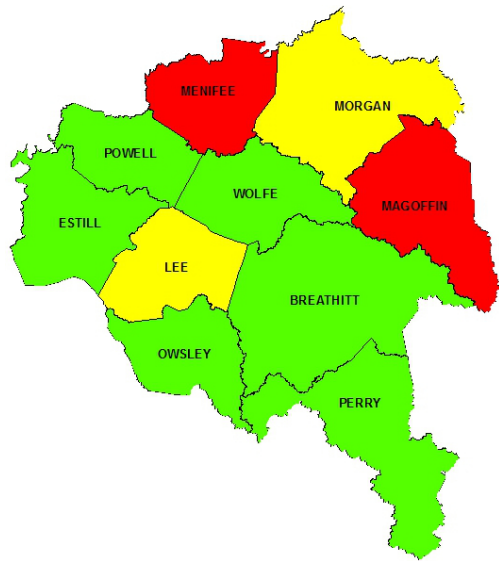
District Nine Maintenance Levels of Service

### District Nine Scores

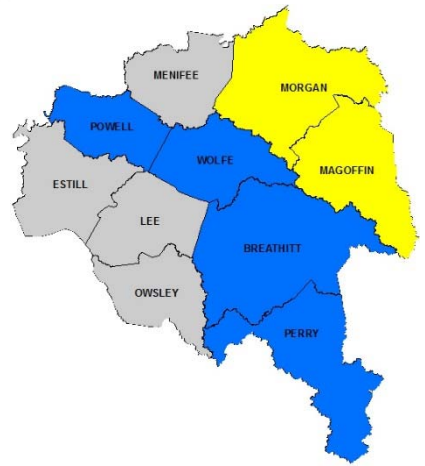
Feature Description	BATH	BOYD	CARTER	ELLIOTT	FLEMING	GREENUP	LEWIS	MASON	NICHOLAS	ROWAN
Rideability	76.8	73.5	73.7	65.5	67.9	75.3	77.1	67.9	67.9	75.8
Appearance	86.7	96.7	87.9	96.7	56.7	83.2	95.0	59.2	47.1	87.1
Vertical Clearance	56.5	85.1	57.4	35.4	63.5	88.4	60.6	63.0	59.4	40.4
Visual Obstructions	73.5	91.3	64.4	79.7	84.5	83.6	67.2	89.0	82.9	78.0
Fencing	100.0	65.8	100.0	NA	100.0	100.0	100.0	100.0	NA	94.8
Guardrail Specifications	49.8	58.0	51.8	35.0	72.7	78.2	85.0	45.8	50.1	89.7
Guardrail Damage	56.9	76.2	83.9	82.5	93.2	91.7	73.2	80.3	96.8	79.9
Attenuators	100.0	73.7	79.6	100.0	72.4	100.0	92.9	38.2	60.1	100.0
Potholes	68.1	83.3	49.0	0.0	61.0	41.5	60.7	66.3	82.6	86.0
Rutting	63.2	95.3	71.3	45.3	71.7	88.3	83.8	73.1	89.3	44.0
Pavement Drop Off	60.3	85.2	73.3	67.0	52.6	83.7	55.1	58.8	65.3	76.5
Shoulder Drop Off	67.2	89.3	78.9	37.7	75.0	78.9	78.7	78.1	70.6	74.7
High Shoulder	60.9	84.7	57.6	31.1	56.2	47.7	69.9	63.5	61.5	48.6
Shoulder Potholes	79.1	88.2	87.8	94.1	78.7	82.6	80.7	71.4	71.9	68.4
Drains	87.1	97.4	91.7	77.7	78.7	97.3	90.1	62.4	64.9	92.4
Ditches	83.4	86.2	37.5	92.9	68.8	72.2	44.6	69.1	65.1	91.0
Curb and Gutter	0.0	0.0	0.0	0.0	0.0	0.0	0.0	0.0	0.0	0.0
White Stripe	100.0	97.3	76.6	NA	91.4	81.2	92.2	96.5	100.0	100.0
Yellow Stripe	100.0	94.9	84.6	NA	86.4	74.0	75.3	80.7	63.0	100.0
Guide Signs	74.4	100.0	58.8	84.4	87.7	81.7	96.7	97.3	94.9	98.9
Guide Sign Assemblies	100.0	89.5	85.1	76.2	85.9	100.0	100.0	96.2	48.3	100.0
Warning and Reg. Signs	95.4	100.0	79.1	92.6	83.1	100.0	58.5	95.5	79.6	100.0
Warning and Reg. Sign Assemblies	100.0	100.0	100.0	100.0	94.0	NA	100.0	98.5	52.7	100.0

**Total Score**      76.1   83.7   71.3   56.3   72.6   73.8   74.8   72.2   65.8   79.4

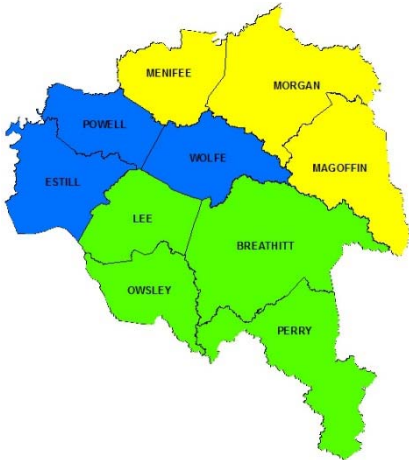
*2017 Maintenance Rating Program Report*



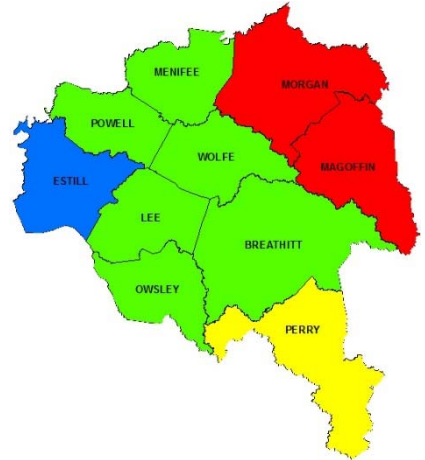
ALL ROADS



NATIONAL HIGHWAY SYSTEM



STATE PRIMARY AND SECONDARY



RURAL SECONDARY



**District Ten Maintenance Levels of Service**

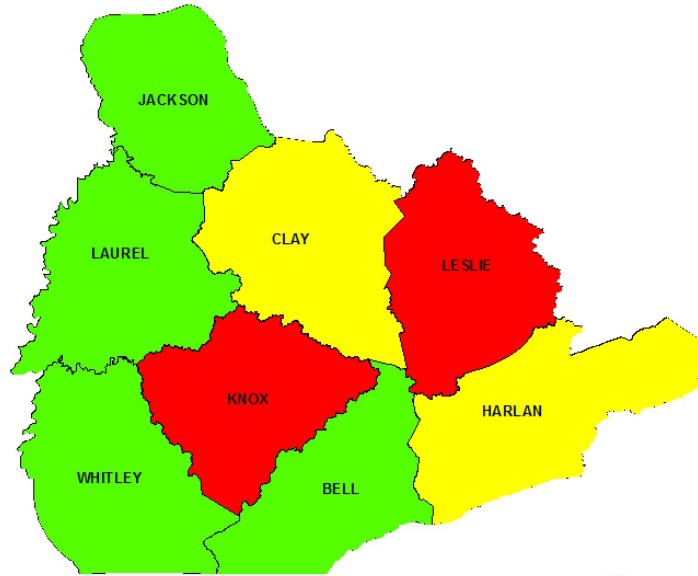
### District Ten Scores

Feature Description	BREATHIT	ESTILL	LEE	MAGOFFIN	MENIFEE	MORGAN	OWSLEY	PERRY	POWELL	WOLFE
Rideability	68.8	68.5	64.2	65.7	75.2	66.7	67.3	67.5	68.7	68.9
Appearance	97.4	100.0	100.0	88.6	100.0	95.7	95.7	97.3	100.0	99.8
Vertical Clearance	62.6	100.0	75.3	67.1	86.4	69.6	60.2	67.3	80.8	82.1
Visual Obstructions	98.2	100.0	100.0	73.2	86.4	80.6	95.7	98.0	97.4	100.0
Fencing	NA	50.0	NA	87.5	NA	85.7	NA	100.0	86.8	97.3
Guardrail Specifications	94.9	61.2	60.0	87.7	50.0	69.8	71.2	93.8	82.9	100.0
Guardrail Damage	81.3	100.0	100.0	79.5	33.3	75.2	100.0	99.3	98.3	91.6
Attenuators	90.0	100.0	100.0	75.0	60.0	69.2	100.0	100.0	91.6	95.1
Potholes	97.8	100.0	100.0	61.5	84.4	62.4	100.0	85.7	100.0	94.2
Rutting	99.1	89.0	100.0	77.4	90.7	88.0	100.0	100.0	100.0	100.0
Pavement Drop Off	92.1	97.1	70.6	75.3	55.6	83.2	83.6	67.7	92.8	92.5
Shoulder Drop Off	93.7	97.1	81.2	74.0	67.3	59.3	95.7	88.1	85.6	90.9
High Shoulder	98.2	94.1	94.1	74.6	92.6	87.2	100.0	93.7	100.0	100.0
Shoulder Potholes	98.8	100.0	100.0	50.5	63.0	61.7	100.0	99.6	100.0	100.0
Drains	72.0	100.0	85.2	56.7	45.9	56.7	100.0	96.2	100.0	100.0
Ditches	82.3	100.0	86.3	57.5	74.7	60.5	95.5	91.5	89.1	94.7
Curb and Gutter	0.0	0.0	0.0	0.0	0.0	0.0	0.0	0.0	0.0	0.0
White Stripe	83.5	100.0	100.0	87.4	87.4	94.9	93.6	63.3	97.8	92.7
Yellow Stripe	56.7	74.8	78.7	51.7	65.3	69.5	68.8	50.2	84.4	72.4
Guide Signs	97.6	100.0	100.0	55.6	100.0	91.6	93.9	97.8	100.0	99.2
Guide Sign Assemblies	100.0	100.0	54.5	82.0	0.0	71.2	82.5	100.0	100.0	100.0
Warning and Reg. Signs	91.6	100.0	67.3	82.4	100.0	75.4	100.0	100.0	100.0	100.0
Warning and Reg. Sign Assemblies	93.9	100.0	86.4	78.1	48.4	71.1	44.5	99.3	100.0	100.0

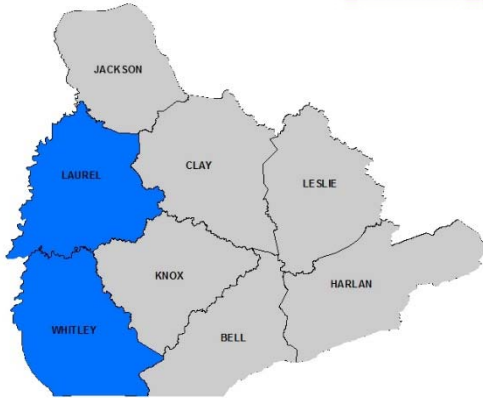
**Total Score**      80.8   87.9   79.1   69.2   66.8   71.8   80.7   83.3   88.7   88.8



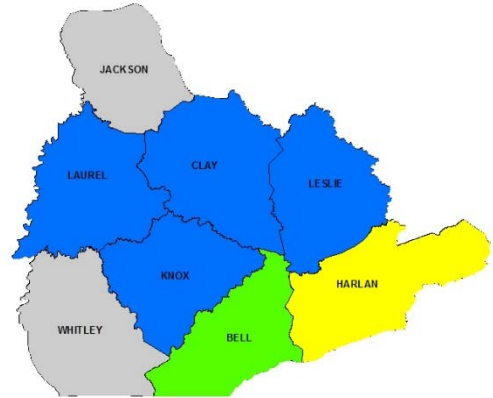
*2017 Maintenance Rating Program Report*



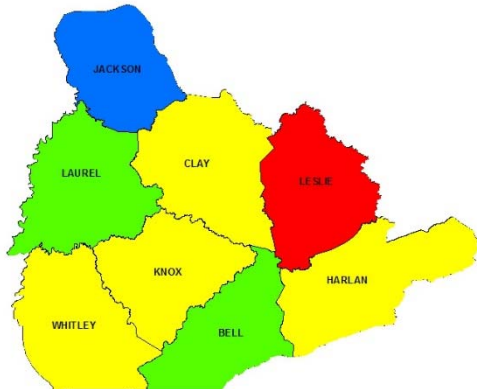
ALL ROADS



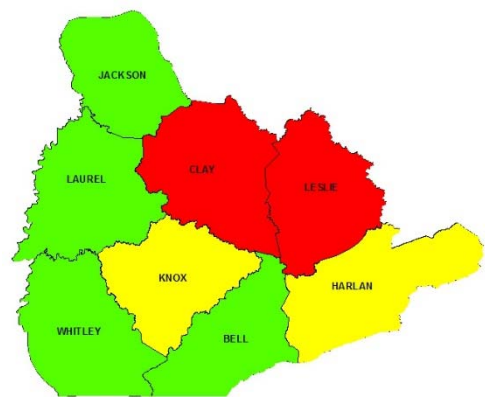
INTERSTATES



NATIONAL HIGHWAY SYSTEM



STATE PRIMARY AND SECONDARY



RURAL SECONDARY



**District Eleven Maintenance Levels of Service**

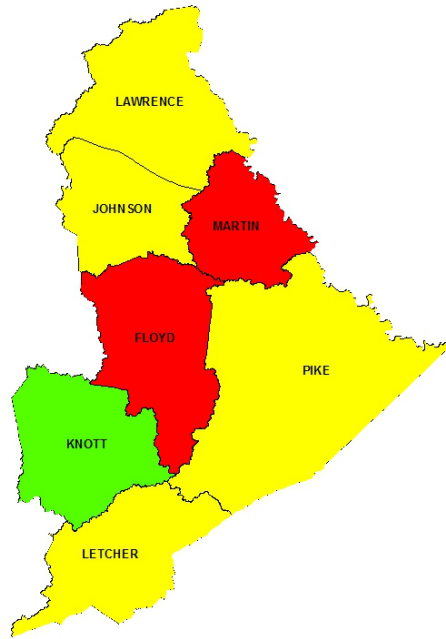


### District Eleven Scores

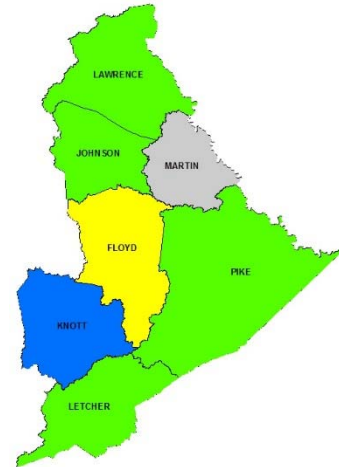
Feature Description	BELL	CLAY	HARLAN	JACKSON	KNOX	LAUREL	LESLIE	WHITLEY
Rideability	65.1	70.1	65.5	71.1	72.4	76.9	63.8	71.3
Appearance	91.3	96.0	74.8	95.6	76.7	100.0	96.4	76.8
Vertical Clearance	94.4	69.7	48.0	81.1	82.3	85.8	52.6	70.5
Visual Obstructions	100.0	96.5	99.6	100.0	90.7	97.1	91.1	76.5
Fencing	NA	100.0	37.5	100.0	NA	94.5	100.0	100.0
Guardrail Specifications	45.6	70.5	88.2	100.0	51.0	100.0	61.5	68.2
Guardrail Damage	82.3	78.8	89.0	100.0	78.3	99.7	60.1	91.9
Attenuators	100.0	83.1	86.7	100.0	57.1	100.0	45.3	100.0
Potholes	70.1	34.3	37.6	100.0	70.6	99.1	37.5	77.6
Rutting	62.4	74.2	47.3	93.2	61.3	94.8	75.0	63.9
Pavement Drop Off	96.0	92.5	77.7	95.6	100.0	95.9	82.3	97.8
Shoulder Drop Off	94.4	61.6	73.0	74.8	72.3	73.3	53.9	53.0
High Shoulder	100.0	60.9	86.0	95.6	86.3	98.9	66.1	89.7
Shoulder Potholes	97.4	37.4	71.2	100.0	79.8	83.0	15.1	83.3
Drains	88.0	63.7	96.1	NA	74.3	76.6	53.5	100.0
Ditches	89.0	78.4	87.1	97.4	65.9	94.4	77.3	81.7
Curb and Gutter	0.0	0.0	0.0	0.0	0.0	0.0	0.0	0.0
White Stripe	87.6	89.3	80.6	79.3	NA	86.6	77.1	100.0
Yellow Stripe	90.2	94.6	94.2	74.8	NA	83.3	93.7	100.0
Guide Signs	100.0	100.0	100.0	100.0	100.0	100.0	49.5	100.0
Guide Sign Assemblies	100.0	100.0	94.1	100.0	100.0	100.0	100.0	100.0
Warning and Reg. Signs	100.0	64.0	100.0	87.5	87.7	100.0	53.7	89.3
Warning and Reg. Sign Assemblies	100.0	95.7	100.0	100.0	100.0	100.0	70.2	100.0

**Total Score**    80.7    74.4    75.2    83.6    65.8    88.1    65.4    81.5

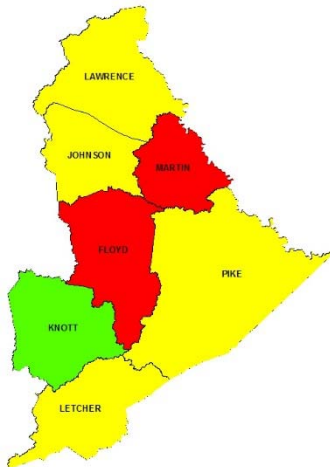
2017 Maintenance Rating Program Report



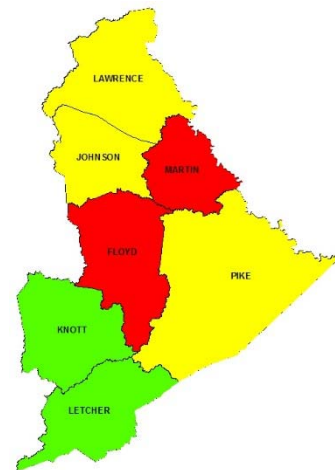
ALL ROADS



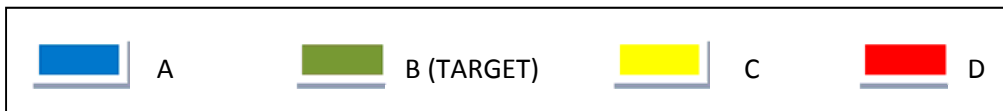
NATIONAL HIGHWAY SYSTEM



STATE PRIMARY AND SECONDARY



RURAL SECONDARY



District Twelve Maintenance Levels of Service

## District Twelve Scores

Feature Description	FLOYD	JOHNSON	KNOTT	LAWRENCE	LETCHER	MARTIN	PIKE
Rideability	71.2	66.1	68.5	70.1	70.3	65.3	69.8
Appearance	97.1	93.2	94.8	90.6	96.8	79.5	92.2
Vertical Clearance	27.0	27.7	86.3	38.4	73.4	0.0	40.6
Visual Obstructions	87.9	93.2	100.0	98.0	96.3	72.4	94.7
Fencing	66.7	100.0	NA	100.0	50.0	NA	50.0
Guardrail Specifications	71.7	83.4	88.8	57.6	84.6	59.4	91.7
Guardrail Damage	88.6	87.4	83.0	78.8	87.4	100.0	86.7
Attenuators	74.5	90.3	100.0	65.5	81.5	62.9	73.6
Potholes	38.0	33.3	70.6	58.6	78.1	18.3	70.6
Rutting	42.3	100.0	97.3	96.9	91.8	10.2	83.6
Pavement Drop Off	38.0	49.3	97.3	25.3	100.0	54.0	72.5
Shoulder Drop Off	46.9	93.2	77.3	98.0	67.2	37.8	45.2
High Shoulder	96.1	83.2	100.0	71.9	97.7	82.7	82.4
Shoulder Potholes	69.1	76.0	97.5	77.2	100.0	56.7	93.8
Drains	44.4	95.7	67.7	97.4	64.4	29.0	95.4
Ditches	46.3	62.0	94.2	93.5	51.3	29.0	78.9
Curb and Gutter	0.0	0.0	0.0	0.0	0.0	0.0	0.0
White Stripe	66.6	72.5	91.9	87.1	85.0	91.3	48.0
Yellow Stripe	47.4	40.4	58.2	69.2	49.0	39.8	36.7
Guide Signs	97.7	100.0	100.0	100.0	100.0	100.0	99.0
Guide Sign Assemblies	100.0	65.6	100.0	45.6	100.0	100.0	95.2
Warning and Reg. Signs	100.0	100.0	95.8	73.5	100.0	100.0	87.9
Warning and Reg. Sign Assemblies	87.2	87.3	100.0	90.9	100.0	100.0	58.8

**Total Score**      **65.4**   **73.2**   **81.2**   **73.6**   **79.3**   **57.3**   **71.1**



