

MAINTENANCE CONDITION OF KENTUCKY HIGHWAYS



County Supplement Maintenance Rating Program - FY 2023

**Division of Maintenance
Operations and Pavement Management Branch
March 2023**



2023 MAINTENANCE RATING PROGRAM REPORT

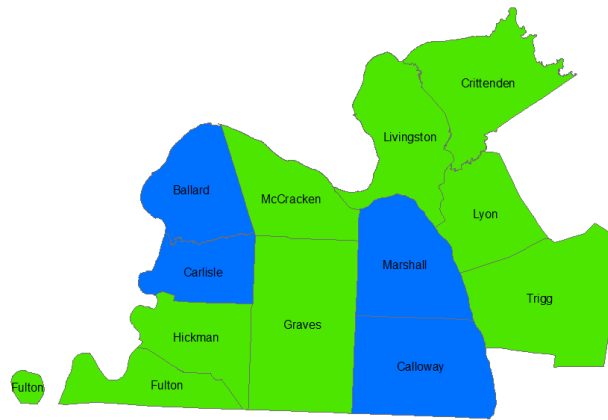
COUNTY SUPPLEMENT

Background

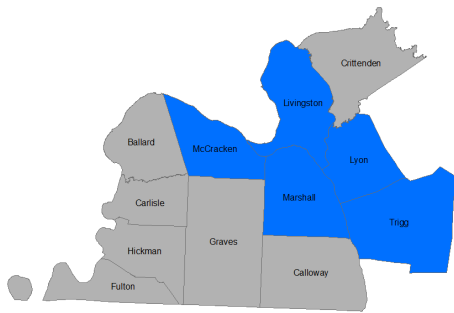
The University of Kentucky, Kentucky Transportation Center (KTC) conducted a telephone survey in 2016 to evaluate public perception of the maintenance activities of KYTC. A supplement of this report included a statistical analysis on the Maintenance Rating Program.

KTC concluded that Maintenance Rating Program data could be combined to produce county level results. Three years of data (2022, 2021, and 2020) were used for this supplement. The confidence levels and intervals are based on the size of the samples. County result confidence levels vary from 80% +/- 10% to 99% +/- 1% based on available road mileage.

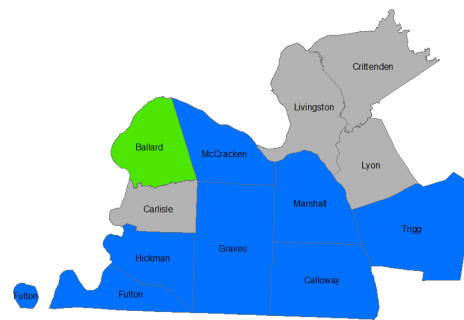
2023 Maintenance Rating Program Report



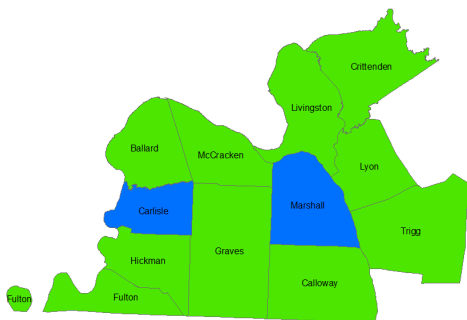
ALL ROADS



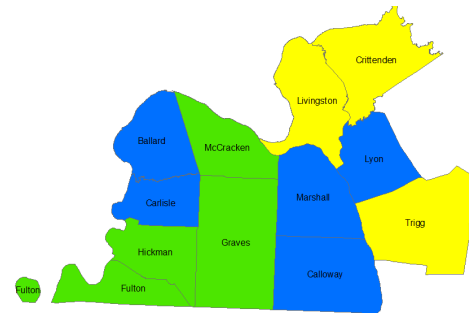
INTERSTATES



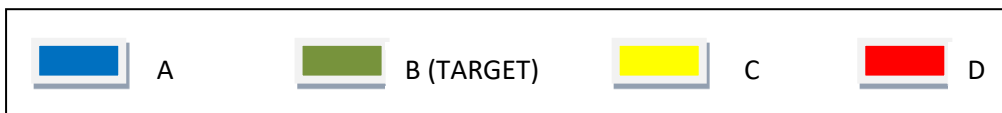
NATIONAL HIGHWAY SYSTEM



STATE PRIMARY AND SECONDARY



RURAL SECONDARY



District One Maintenance Levels of Service

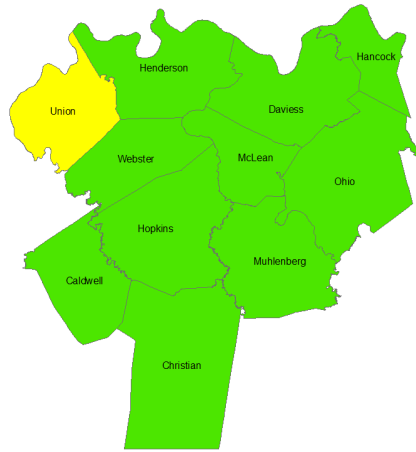
District One Scores

| Feature Description | BALLARD | CALLOWAY | CARLSLE | CRITTENDEN | FULTON | GRAVES | HICKMAN | LIVINGSTON | LYON | MARSHALL | MCCRACKEN | TRIGG |
|----------------------------------|---------|----------|---------|------------|--------|--------|---------|------------|-------|----------|-----------|-------|
| Rideability | 75.4 | 77.0 | 77.1 | 72.5 | 70.3 | 75.9 | 77.1 | 74.6 | 78.7 | 81.0 | 73.7 | 75.2 |
| Appearance | 96.7 | 97.0 | 92.1 | 97.0 | 73.3 | 87.0 | 84.5 | 97.3 | 100.0 | 100.0 | 96.4 | 97.2 |
| Vertical Clearance | 91.7 | 97.0 | 97.2 | 95.2 | 98.0 | 99.2 | 94.0 | 87.6 | 87.9 | 97.1 | 95.2 | 80.0 |
| Visual Obstructions | 97.7 | 97.8 | 100.0 | 82.8 | 100.0 | 97.9 | 93.4 | 96.9 | 90.5 | 100.0 | 99.8 | 99.8 |
| Fencing | NA | 93.0 | NA | 58.1 | NA | 68.9 | NA | NA | 100.0 | 88.9 | 58.8 | 98.7 |
| Guardrail Specifications | NA | NA | NA | NA | NA | NA | NA | NA | NA | 52.5 | NA | NA |
| Guardrail Damage | NA | NA | NA | NA | NA | NA | NA | NA | NA | 100.0 | NA | NA |
| Attenuators | NA | NA | NA | NA | NA | NA | NA | NA | NA | NA | NA | NA |
| Potholes | 100.0 | 92.5 | 100.0 | 92.6 | 96.0 | 94.9 | 100.0 | 96.1 | 100.0 | 100.0 | 100.0 | 69.6 |
| Rutting | 97.5 | 79.1 | 89.8 | 64.5 | 86.0 | 84.3 | 90.8 | 78.9 | 62.2 | 85.9 | 89.2 | 96.7 |
| Pavement Drop Off | 95.7 | 63.6 | 100.0 | 79.3 | 91.6 | 97.9 | 92.4 | 94.4 | 79.9 | 83.3 | 100.0 | 96.7 |
| Shoulder Drop Off | 100.0 | 89.5 | 94.4 | 94.1 | 96.8 | 96.3 | 94.0 | 100.0 | 94.3 | 98.5 | 97.9 | 90.1 |
| High Shoulder | 100.0 | 97.0 | 100.0 | 100.0 | 98.0 | 98.6 | 96.2 | 100.0 | 100.0 | 98.5 | 100.0 | 100.0 |
| Shoulder Potholes | 94.9 | 99.6 | 100.0 | 89.7 | 86.9 | 90.9 | 92.0 | 96.1 | 99.5 | 96.1 | 95.6 | 99.0 |
| Drains | 100.0 | 93.2 | NA | 90.6 | NA | 96.4 | NA | NA | NA | 100.0 | 78.8 | 100.0 |
| Ditches | 99.7 | 93.9 | 100.0 | 100.0 | 100.0 | 99.0 | 100.0 | 98.1 | 92.9 | 100.0 | 98.4 | 89.4 |
| Curb and Gutter | NA | NA | NA | NA | NA | NA | NA | NA | NA | NA | 88.3 | NA |
| White Stripe | 82.1 | NA | NA | NA | 94.8 | 89.6 | NA | NA | 87.6 | NA | 88.4 | 86.3 |
| Yellow Stripe | 86.9 | NA | 91.4 | 94.5 | 80.7 | 77.2 | 86.1 | 96.8 | 91.5 | 92.5 | 87.6 | 81.4 |
| Guide Signs | 100.0 | 100.0 | NA | 100.0 | NA | 95.8 | NA | NA | 100.0 | 100.0 | 97.3 | NA |
| Guide Sign Assemblies | 100.0 | NA | 100.0 | 100.0 | 100.0 | 100.0 | 100.0 | NA | 100.0 | 100.0 | 100.0 | NA |
| Warning and Reg. Signs | 95.8 | 79.3 | NA | 89.7 | 94.8 | 94.7 | NA | NA | 80.4 | 94.8 | 92.2 | 99.4 |
| Warning and Reg. Sign Assemblies | 100.0 | NA | NA | NA | NA | NA | NA | NA | NA | NA | 100.0 | NA |

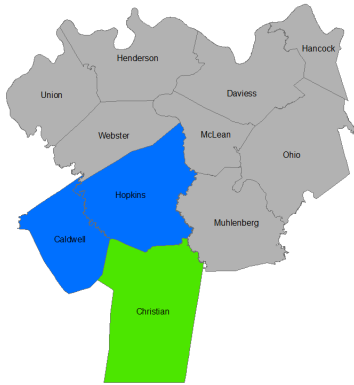
Total Score

94.4 88.5 93.5 87.9 90.8 91.6 91.8 92.8 89.5 93.7 93.6 90.4

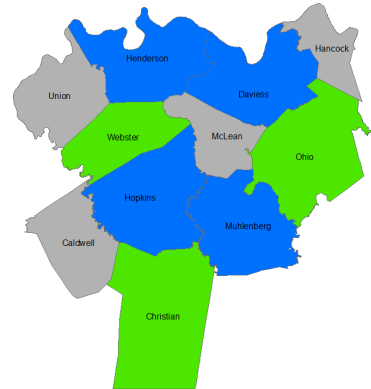
2023 Maintenance Rating Program Report



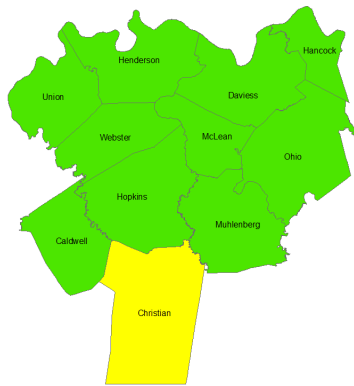
ALL ROADS



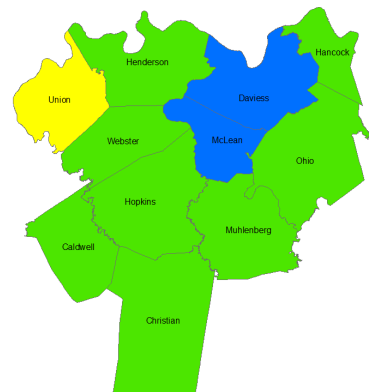
INTERSTATES



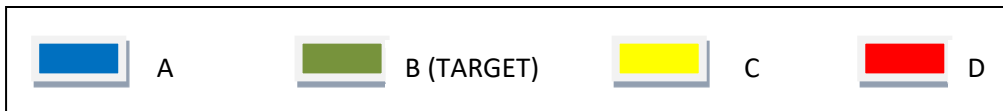
NATIONAL HIGHWAY SYSTEM



STATE PRIMARY AND SECONDARY



RURAL SECONDARY



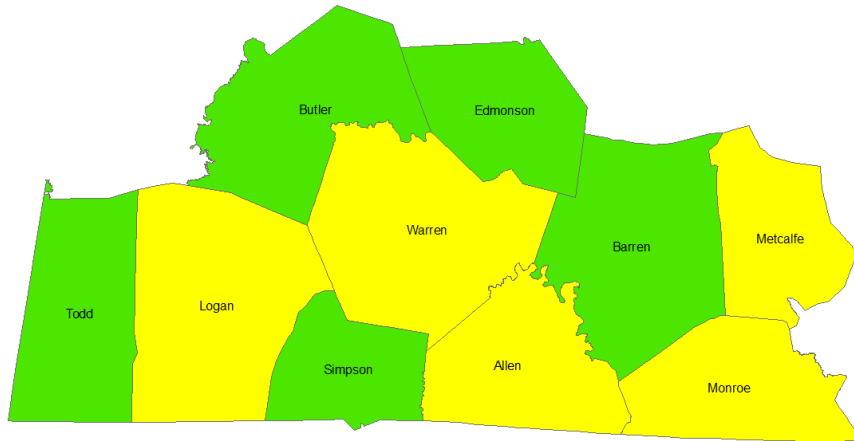
District Two Maintenance Levels of Service

District Two Scores

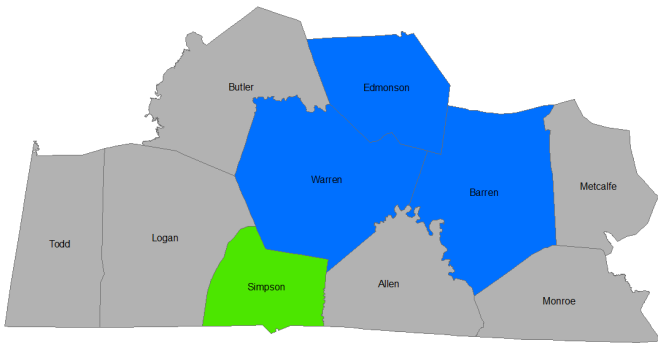
| Feature Description | CALDWELL | CHRISTIAN | DAVISS | HANCOCK | HENDERSON | HOPKINS | MCLEAN | MUHLENBERG | OHIO | UNION | WEBSTER |
|----------------------------------|----------|-----------|--------|---------|-----------|---------|--------|------------|-------|-------|---------|
| Rideability | 73.6 | 77.2 | 77.8 | 68.5 | 71.0 | 66.5 | 73.6 | 75.9 | 78.6 | 73.0 | 76.2 |
| Appearance | 97.3 | 97.4 | 98.4 | 100.0 | 95.6 | 86.2 | 89.3 | 87.7 | 96.6 | 96.1 | 94.9 |
| Vertical Clearance | 83.5 | 83.1 | 75.4 | 72.5 | 63.0 | 89.7 | 71.7 | 96.6 | 72.7 | 92.0 | 97.1 |
| Visual Obstructions | 100.0 | 98.6 | 97.0 | 84.8 | 97.1 | 98.4 | 100.0 | 100.0 | 96.9 | 100.0 | 100.0 |
| Fencing | 100.0 | 100.0 | 86.0 | NA | NA | NA | NA | NA | 81.0 | NA | NA |
| Guardrail Specifications | 89.9 | 88.0 | 62.4 | NA | 82.0 | 100.0 | NA | 88.2 | 80.2 | NA | NA |
| Guardrail Damage | 79.5 | 93.4 | 84.5 | NA | 89.6 | 96.6 | NA | 98.5 | 97.6 | NA | NA |
| Attenuators | 100.0 | 78.6 | 67.1 | NA | 100.0 | 100.0 | NA | 85.6 | 82.9 | NA | NA |
| Potholes | 100.0 | 79.5 | 85.9 | 77.1 | 92.5 | 60.4 | 85.3 | 81.7 | 82.9 | 89.6 | 96.4 |
| Rutting | 100.0 | 99.9 | 90.5 | 87.6 | 98.2 | 99.5 | 77.6 | 100.0 | 95.8 | 96.2 | 94.9 |
| Pavement Drop Off | 83.5 | 83.1 | 89.1 | 91.0 | 80.3 | 83.4 | 87.3 | 97.5 | 91.4 | 89.9 | 95.3 |
| Shoulder Drop Off | 83.5 | 83.0 | 84.2 | 69.6 | 83.2 | 86.6 | 95.1 | 82.2 | 72.5 | 89.9 | 92.4 |
| High Shoulder | 99.9 | 100.0 | 95.5 | 100.0 | 100.0 | 96.8 | 94.6 | 98.3 | 94.6 | 100.0 | 100.0 |
| Shoulder Potholes | 100.0 | 94.8 | 95.5 | 84.4 | 100.0 | 88.0 | 100.0 | 95.0 | 85.6 | 94.8 | 100.0 |
| Drains | NA | 88.9 | 72.4 | NA | NA | NA | NA | NA | 54.3 | 100.0 | NA |
| Ditches | 96.6 | 92.1 | 83.3 | 89.0 | 97.4 | 94.2 | 100.0 | 97.9 | 94.6 | 98.0 | 98.2 |
| Curb and Gutter | NA | NA | NA | NA | NA | NA | NA | NA | NA | NA | NA |
| White Stripe | 99.1 | 94.9 | 100.0 | NA | 100.0 | 93.5 | NA | 97.1 | 90.5 | NA | NA |
| Yellow Stripe | 100.0 | 95.1 | 100.0 | NA | 100.0 | 100.0 | 100.0 | 100.0 | 100.0 | 100.0 | 100.0 |
| Guide Signs | 100.0 | 100.0 | 81.3 | NA | 79.5 | NA | NA | 90.6 | 99.1 | 88.7 | 100.0 |
| Guide Sign Assemblies | 100.0 | 100.0 | 99.0 | NA | 87.5 | 48.2 | NA | 100.0 | 89.3 | 80.2 | 94.1 |
| Warning and Reg. Signs | 88.5 | 90.2 | 84.3 | 84.6 | 83.9 | 79.2 | 75.5 | 89.8 | 86.4 | 100.0 | 93.9 |
| Warning and Reg. Sign Assemblies | NA | 93.9 | 100.0 | 93.3 | 90.0 | NA | 90.5 | 95.9 | 66.5 | NA | 93.7 |

Total Score 93.4 90.8 88.5 83.8 87.8 84.3 89.0 93.0 86.7 91.0 95.1

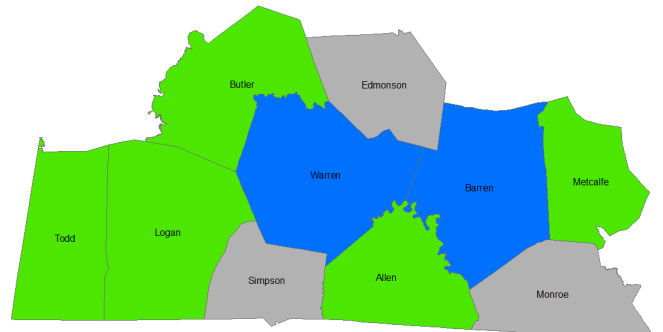
2023 Maintenance Rating Program Report



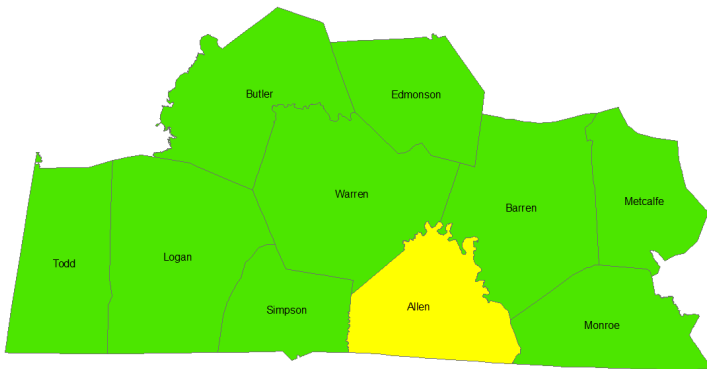
ALL ROADS



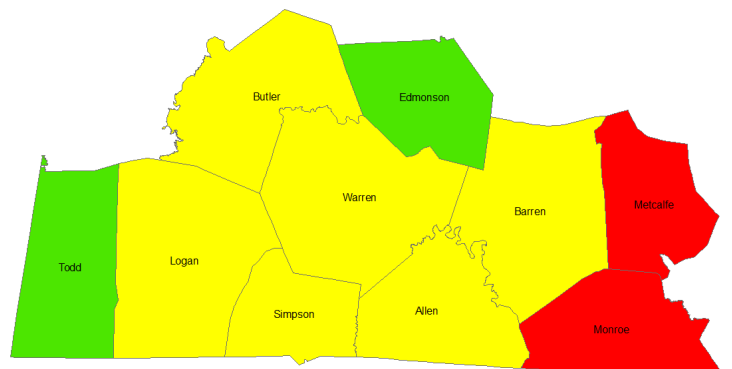
INTERSTATES



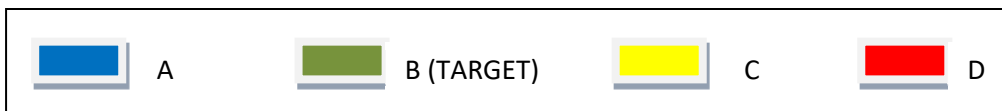
NATIONAL HIGHWAY SYSTEM



STATE PRIMARY AND SECONDARY



RURAL SECONDARY



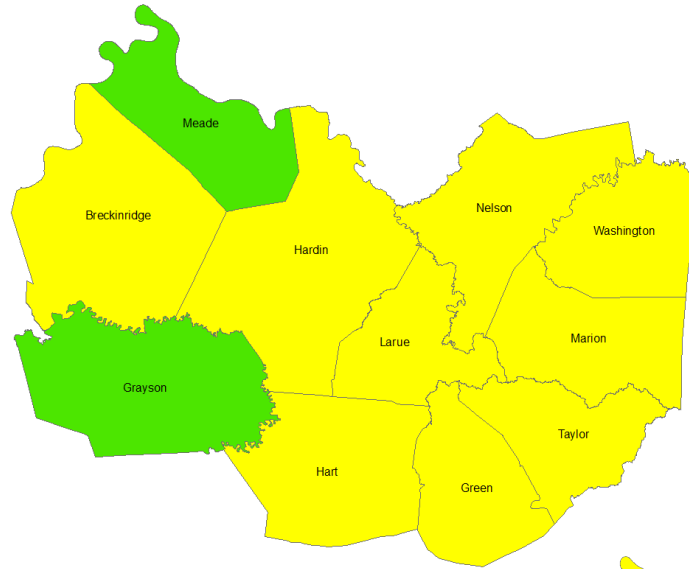
District Three Maintenance Levels of Service

District Three Scores

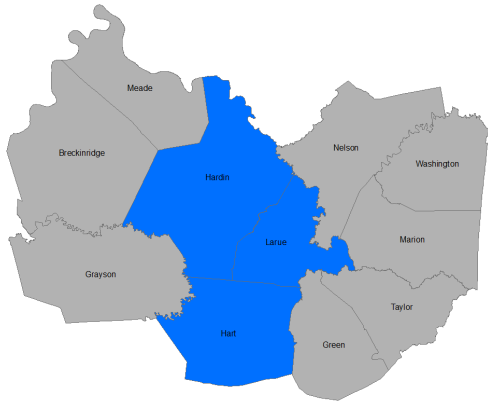
| Feature Description | ALLEN | BARREN | BUTLER | EDMONSON | LOGAN | METCALFE | MONROE | SIMPSON | TODD | WARREN |
|----------------------------------|-------|--------|--------|----------|-------|----------|--------|---------|-------|--------|
| Rideability | 80.8 | 83.8 | 80.5 | 79.8 | 79.1 | 78.9 | 82.5 | 80.5 | 79.5 | 78.9 |
| Appearance | 82.0 | 91.9 | 99.1 | 97.5 | 93.6 | 72.2 | 86.9 | 96.1 | 96.4 | 85.7 |
| Vertical Clearance | 60.5 | 71.7 | 68.3 | 80.4 | 81.3 | 69.5 | 59.5 | 86.6 | 87.7 | 54.0 |
| Visual Obstructions | 73.0 | 80.2 | 84.0 | 84.4 | 88.9 | 79.8 | 77.7 | 80.6 | 91.2 | 82.1 |
| Fencing | 97.5 | 100.0 | 94.4 | NA | 86.5 | 100.0 | NA | 100.0 | 82.6 | 74.6 |
| Guardrail Specifications | 52.9 | 84.3 | 100.0 | 84.7 | 48.8 | 55.7 | NA | NA | NA | 74.7 |
| Guardrail Damage | 79.1 | 92.0 | 75.3 | 98.5 | 87.0 | 98.1 | NA | NA | NA | 90.9 |
| Attenuators | NA | 100.0 | NA | NA | NA | NA | NA | NA | NA | 75.6 |
| Potholes | 76.0 | 94.3 | 85.5 | 98.2 | 84.2 | 73.8 | 67.3 | 88.9 | 90.6 | 87.4 |
| Rutting | 75.6 | 84.0 | 86.8 | 97.9 | 83.3 | 92.2 | 74.8 | 89.3 | 93.0 | 64.4 |
| Pavement Drop Off | 85.5 | 83.8 | 64.5 | 77.1 | 85.2 | 83.4 | 90.7 | 94.7 | 86.6 | 59.4 |
| Shoulder Drop Off | 58.1 | 65.9 | 64.2 | 47.1 | 68.4 | 72.0 | 67.4 | 70.6 | 63.7 | 50.6 |
| High Shoulder | 77.8 | 89.5 | 94.4 | 94.6 | 86.4 | 90.6 | 68.4 | 96.5 | 95.4 | 85.8 |
| Shoulder Potholes | 70.1 | 86.9 | 70.2 | 93.1 | 79.7 | 82.7 | 86.0 | 71.0 | 93.1 | 83.3 |
| Drains | 61.9 | 53.1 | 92.1 | 83.9 | 74.4 | 82.0 | 82.3 | 94.6 | 84.5 | 73.9 |
| Ditches | 65.3 | 66.7 | 80.8 | 76.2 | 78.2 | 86.3 | 78.8 | 76.5 | 79.6 | 60.4 |
| Curb and Gutter | NA | NA | NA | NA | NA | NA | NA | NA | NA | 91.6 |
| White Stripe | 80.0 | 98.6 | 90.1 | 97.1 | 91.9 | 80.6 | NA | 88.6 | 96.6 | 90.7 |
| Yellow Stripe | 84.2 | 94.3 | 89.8 | 95.0 | 93.6 | 87.9 | 71.2 | 94.1 | 100.0 | 91.6 |
| Guide Signs | 93.6 | 86.9 | 84.4 | 93.5 | 94.9 | NA | NA | 56.3 | 81.2 | 80.8 |
| Guide Sign Assemblies | 75.6 | 89.0 | 63.8 | 87.4 | 83.9 | NA | NA | 54.3 | 58.7 | 90.2 |
| Warning and Reg. Signs | 85.0 | 77.4 | 87.2 | 91.1 | 55.2 | 79.2 | 100.0 | 81.7 | 59.6 | 92.1 |
| Warning and Reg. Sign Assemblies | 89.2 | 97.7 | 88.6 | 80.4 | 60.5 | 71.0 | 100.0 | 90.6 | 80.6 | 84.9 |

Total Score 77.2 84.2 82.1 86.4 80.9 81.1 79.2 83.9 86.2 77.8

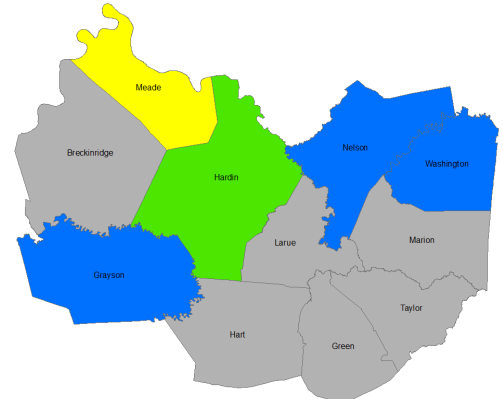
2023 Maintenance Rating Program Report



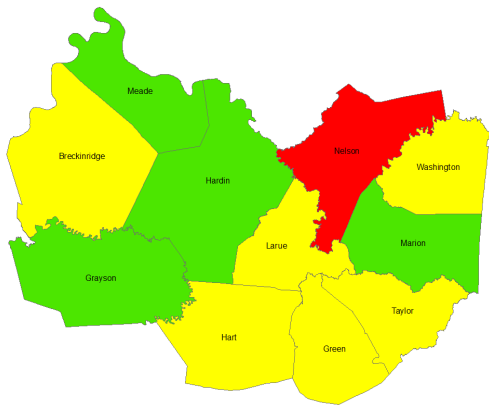
ALL ROADS



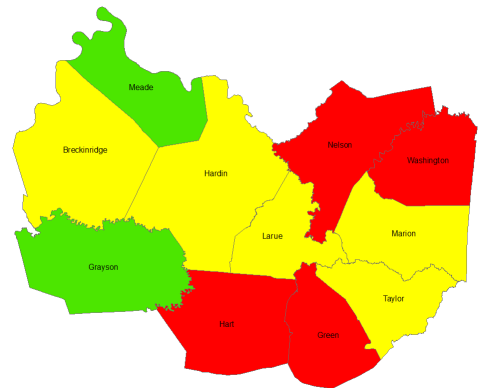
INTERSTATES



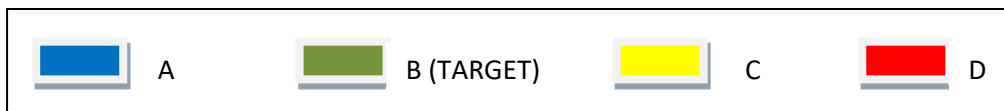
NATIONAL HIGHWAY SYSTEM



STATE PRIMARY AND SECONDARY



RURAL SECONDARY



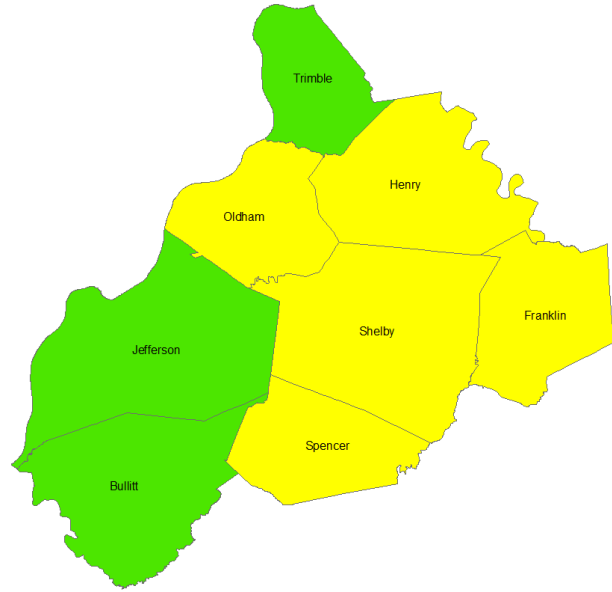
District Four Maintenance Levels of Service

District Four Scores

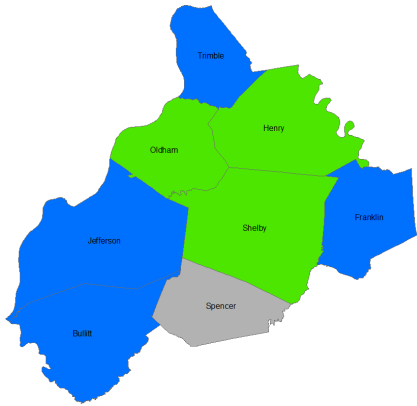
| Feature Description | BRECKINRIDGE | GRAYSON | GREEN | HARDIN | HART | LARUE | MARION | MEADE | NELSON | TAYLOR | WASHINGTON |
|----------------------------------|--------------|---------|-------|--------|-------|-------|--------|-------|--------|--------|------------|
| Rideability | 75.5 | 76.8 | 80.3 | 63.6 | 61.5 | 80.2 | 75.6 | 71.2 | 82.8 | 70.3 | 78.7 |
| Appearance | 78.7 | 97.8 | 89.1 | 90.0 | 86.7 | 87.3 | 95.6 | 84.1 | 77.0 | 93.3 | 83.6 |
| Vertical Clearance | 93.6 | 72.9 | 40.8 | 79.0 | 63.2 | 58.5 | 67.3 | 68.1 | 51.3 | 64.6 | 47.4 |
| Visual Obstructions | 98.7 | 94.7 | 90.0 | 97.7 | 96.4 | 96.6 | 97.3 | 94.5 | 92.5 | 90.6 | 90.2 |
| Fencing | NA | 94.6 | NA | 99.8 | 100.0 | 100.0 | NA | NA | 100.0 | NA | 83.5 |
| Guardrail Specifications | NA | 73.9 | NA | 92.0 | 68.5 | NA | NA | NA | 93.4 | NA | 98.0 |
| Guardrail Damage | NA | 86.0 | NA | 92.8 | 81.0 | NA | NA | NA | 92.8 | NA | 81.6 |
| Attenuators | NA | 95.0 | NA | 92.6 | 100.0 | NA | NA | NA | 100.0 | NA | 95.7 |
| Potholes | 66.7 | 86.9 | 38.7 | 64.8 | 49.5 | 69.3 | 37.8 | 86.5 | 47.0 | 80.4 | 30.8 |
| Rutting | 81.1 | 89.2 | 65.5 | 96.2 | 86.9 | 76.2 | 69.4 | 73.1 | 63.7 | 61.6 | 65.9 |
| Pavement Drop Off | 86.1 | 87.9 | 59.1 | 96.8 | 100.0 | 84.3 | 80.8 | 72.5 | 73.2 | 66.7 | 63.8 |
| Shoulder Drop Off | 70.4 | 57.4 | 57.3 | 92.8 | 93.9 | 80.5 | 66.5 | 66.3 | 70.1 | 66.0 | 64.1 |
| High Shoulder | 70.7 | 86.7 | 90.0 | 99.8 | 100.0 | 93.2 | 94.0 | 81.0 | 94.8 | 93.0 | 96.2 |
| Shoulder Potholes | 88.7 | 96.9 | 56.8 | 87.2 | 97.5 | 95.8 | 66.4 | 73.6 | 79.8 | 63.2 | 47.3 |
| Drains | 72.0 | 71.6 | NA | 99.3 | 94.8 | 88.0 | NA | 61.5 | 68.0 | 84.7 | 54.2 |
| Ditches | 67.3 | 82.7 | 87.9 | 98.8 | 100.0 | 83.6 | 91.3 | 65.4 | 89.8 | 87.6 | 86.9 |
| Curb and Gutter | NA | NA | NA | 99.4 | 100.0 | NA | NA | NA | 79.4 | NA | NA |
| White Stripe | 97.1 | 81.6 | 84.6 | 96.3 | 93.2 | 94.7 | 100.0 | 92.8 | 89.0 | 71.9 | 88.9 |
| Yellow Stripe | 95.7 | 89.2 | 80.3 | 95.8 | 84.5 | 89.9 | 79.0 | 98.2 | 89.6 | 83.7 | 75.7 |
| Guide Signs | 100.0 | 95.1 | NA | 99.9 | 97.7 | 75.1 | 67.9 | 92.6 | 81.2 | 100.0 | 95.9 |
| Guide Sign Assemblies | NA | 83.7 | NA | 99.6 | 100.0 | 99.2 | 100.0 | 83.1 | 93.6 | 97.6 | 97.5 |
| Warning and Reg. Signs | 72.7 | 68.8 | NA | 93.2 | 100.0 | 79.8 | 69.6 | 79.8 | 91.5 | 88.2 | 100.0 |
| Warning and Reg. Sign Assemblies | 100.0 | 77.8 | NA | 92.8 | 92.7 | NA | NA | NA | 90.4 | 83.6 | 100.0 |

Total Score **82.3** **83.9** **71.0** **88.9** **86.2** **84.1** **77.6** **78.3** **78.6** **78.3** **78.3** **73.0**

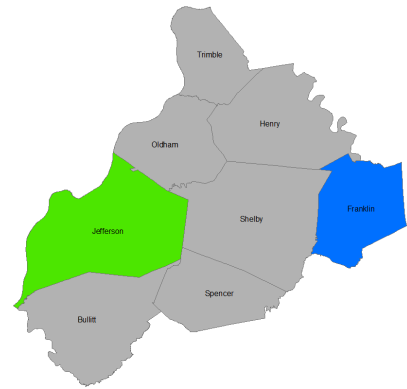
2023 Maintenance Rating Program Report



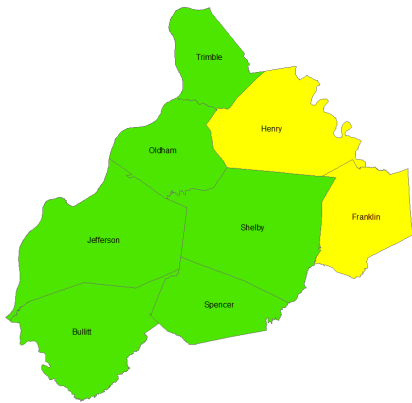
ALL ROADS



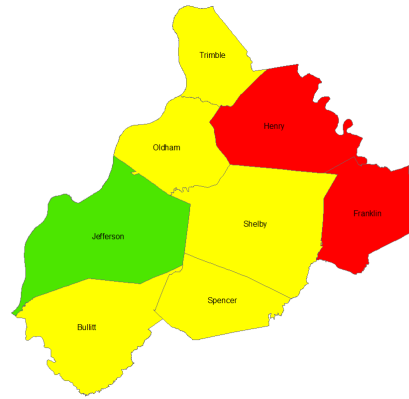
INTERSTATES



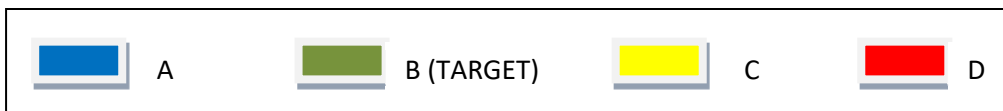
NATIONAL HIGHWAY SYSTEM



STATE PRIMARY AND SECONDARY



RURAL SECONDARY



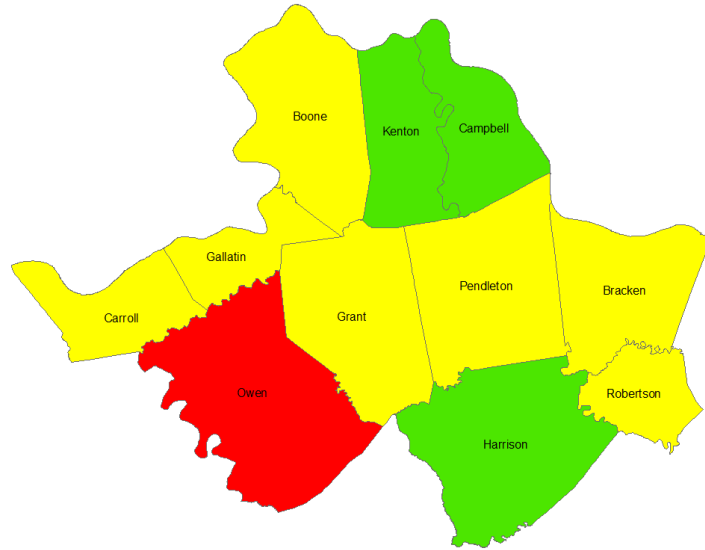
District Five Maintenance Levels of Service

District Five Scores

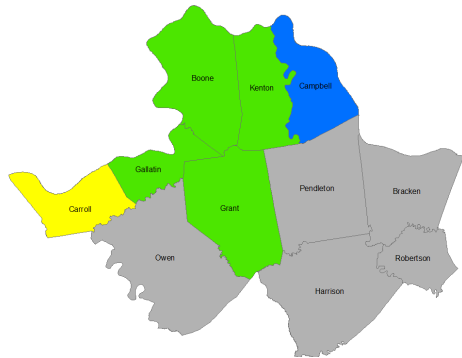
| Feature Description | BULLITT | FRANKLIN | HENRY | JEFFERSON | OLDHAM | SHELBY | SPENCER | TRIMBLE |
|----------------------------------|---------|----------|-------|-----------|--------|--------|---------|---------|
| Rideability | 76.3 | 65.6 | 60.4 | 62.1 | 74.6 | 66.6 | 76.8 | 78.2 |
| Appearance | 90.9 | 97.8 | 99.1 | 87.1 | 93.6 | 90.6 | 98.5 | 98.1 |
| Vertical Clearance | 88.7 | 45.1 | 68.7 | 88.4 | 85.3 | 86.4 | 81.4 | 81.4 |
| Visual Obstructions | 89.7 | 74.1 | 81.8 | 82.7 | 83.6 | 87.6 | 82.4 | 87.0 |
| Fencing | NA | 98.9 | NA | 99.0 | NA | 96.5 | NA | NA |
| Guardrail Specifications | 71.0 | 86.2 | 91.8 | 74.4 | NA | 59.6 | NA | NA |
| Guardrail Damage | 69.9 | 62.4 | 84.9 | 67.8 | NA | 58.7 | NA | NA |
| Attenuators | NA | 82.9 | NA | 91.4 | NA | 74.0 | NA | NA |
| Potholes | 84.8 | 27.5 | 35.5 | 59.3 | 92.5 | 57.8 | 72.3 | 65.1 |
| Rutting | 94.8 | 81.2 | 72.1 | 93.5 | 97.4 | 51.8 | 59.2 | 86.9 |
| Pavement Drop Off | 52.5 | 99.0 | 100.0 | 90.7 | 61.0 | 61.9 | 100.0 | 100.0 |
| Shoulder Drop Off | 38.8 | 69.5 | 54.4 | 85.9 | 43.2 | 27.8 | 51.7 | 53.5 |
| High Shoulder | 96.9 | 63.8 | 80.0 | 92.2 | 95.9 | 95.1 | 89.5 | 89.8 |
| Shoulder Potholes | 80.2 | 64.5 | 54.5 | 75.2 | 66.5 | 90.8 | 79.9 | 95.3 |
| Drains | 89.2 | 91.7 | 95.9 | 83.8 | 87.6 | 95.8 | 90.5 | 80.5 |
| Ditches | 67.0 | 74.8 | 67.9 | 73.9 | 71.3 | 79.8 | 68.2 | 62.9 |
| Curb and Gutter | NA | 65.7 | NA | 64.3 | NA | NA | NA | NA |
| White Stripe | NA | 91.5 | 96.5 | NA | NA | 100.0 | 91.2 | 97.0 |
| Yellow Stripe | NA | 97.8 | 96.8 | NA | NA | 98.8 | 90.2 | 100.0 |
| Guide Signs | 60.8 | 77.9 | 80.1 | 68.3 | 70.5 | 85.0 | 84.5 | 81.3 |
| Guide Sign Assemblies | 73.1 | 86.3 | 59.5 | 70.2 | 75.6 | 81.9 | 81.2 | 73.4 |
| Warning and Reg. Signs | 71.0 | 72.7 | 80.1 | 79.8 | 76.6 | 80.5 | 87.0 | 80.5 |
| Warning and Reg. Sign Assemblies | 71.4 | 80.5 | 74.7 | 85.3 | 89.6 | 80.7 | 81.0 | 52.3 |

Total Score **76.3** **74.5** **74.4** **78.4** **79.0** **75.6** **80.4** **81.8**

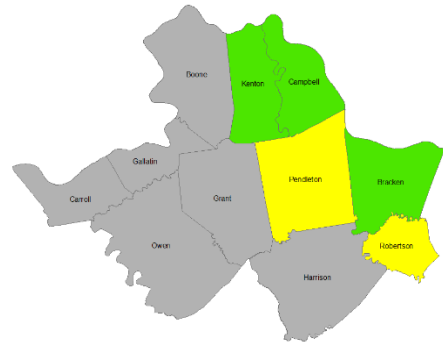
2023 Maintenance Rating Program Report



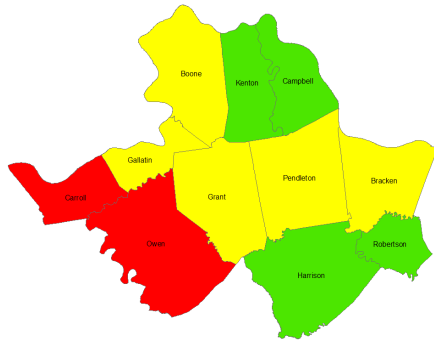
ALL ROADS



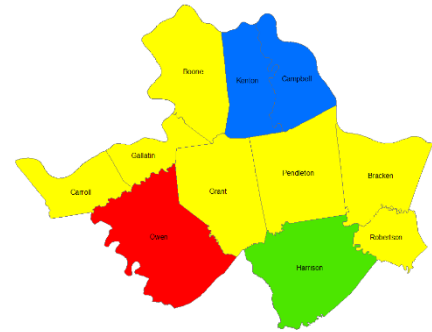
INTERSTATES



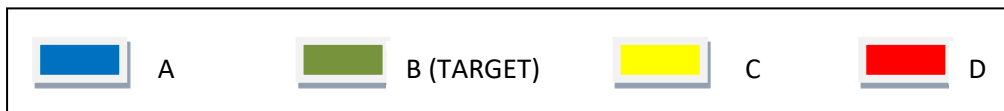
NATIONAL HIGHWAY SYSTEM



STATE PRIMARY AND SECONDARY



RURAL SECONDARY



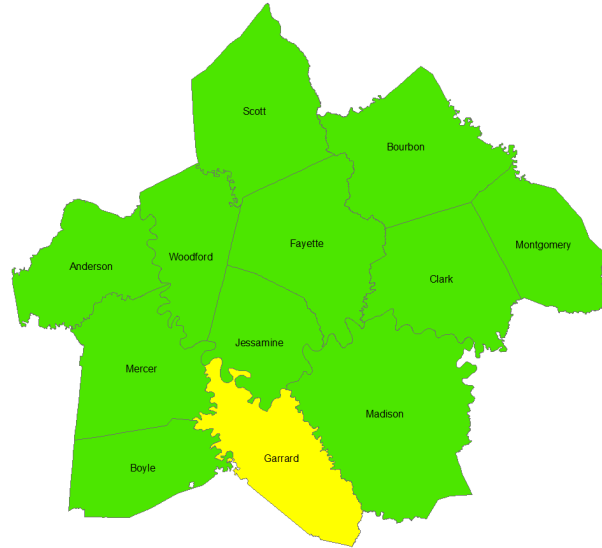
District Six Maintenance Levels of Service

District Six Scores

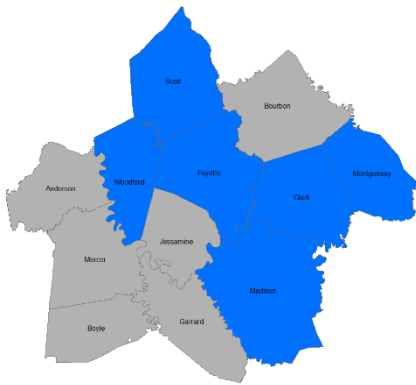
| Feature Description | BOONE | BRACKEN | CAMPBELL | CARROLL | GALLATIN | GRANT | HARRISON | KENTON | OWEN | PENDLETON | ROBERTSON |
|----------------------------------|-------|---------|----------|---------|----------|-------|----------|--------|------|-----------|-----------|
| Rideability | 70.9 | 76.6 | 70.4 | 70.5 | 73.1 | 65.9 | 74.1 | 65.4 | 70.4 | 74.2 | 71.0 |
| Appearance | 96.6 | 90.6 | 86.8 | 89.1 | 94.9 | 90.9 | 98.1 | 93.0 | 72.4 | 94.7 | 94.8 |
| Vertical Clearance | 57.6 | 82.2 | 60.1 | 82.2 | 74.9 | 76.9 | 56.8 | 79.0 | 68.0 | 70.2 | 71.9 |
| Visual Obstructions | 90.9 | 88.7 | 84.9 | 97.2 | 90.7 | 87.8 | 90.3 | 88.0 | 85.0 | 86.3 | 87.1 |
| Fencing | 84.1 | NA | 97.4 | NA | NA | 100.0 | NA | NA | NA | NA | NA |
| Guardrail Specifications | 61.0 | 72.7 | 62.3 | 59.4 | 63.0 | 69.4 | NA | 62.2 | NA | 97.6 | NA |
| Guardrail Damage | 89.8 | 85.2 | 75.3 | 42.4 | 62.5 | 93.0 | NA | 74.8 | NA | 100.0 | NA |
| Attenuators | 95.5 | 76.1 | 75.5 | NA | NA | NA | NA | 61.7 | NA | NA | NA |
| Potholes | 87.5 | 74.7 | 80.5 | 63.4 | 71.1 | 84.0 | 100.0 | 68.1 | 41.6 | 82.9 | 71.4 |
| Rutting | 53.8 | 65.2 | 64.6 | 74.1 | 85.2 | 95.4 | 95.5 | 90.7 | 57.4 | 71.6 | 56.4 |
| Pavement Drop Off | 62.4 | 78.3 | 52.0 | 84.0 | 80.1 | 69.0 | 65.8 | 71.8 | 86.7 | 71.9 | 69.4 |
| Shoulder Drop Off | 53.1 | 63.6 | 61.3 | 43.0 | 50.5 | 56.0 | 72.9 | 78.8 | 52.9 | 37.4 | 45.9 |
| High Shoulder | 68.2 | 84.6 | 54.8 | 88.1 | 95.3 | 92.6 | 96.1 | 87.5 | 88.4 | 84.0 | 87.2 |
| Shoulder Potholes | 76.9 | 88.3 | 75.9 | 66.6 | 94.5 | 95.5 | 90.3 | 88.8 | 68.8 | 89.7 | 100.0 |
| Drains | 82.3 | 66.8 | 68.1 | 81.9 | 94.2 | 84.7 | NA | 93.8 | 76.8 | 78.2 | NA |
| Ditches | 77.0 | 91.4 | 56.6 | 91.7 | 74.5 | 84.7 | 86.1 | 76.6 | 82.0 | 93.1 | 89.9 |
| Curb and Gutter | 85.4 | 82.7 | 95.4 | NA | NA | NA | NA | 82.1 | NA | NA | NA |
| White Stripe | NA | 95.3 | NA | NA | NA | NA | NA | NA | NA | 100.0 | 100.0 |
| Yellow Stripe | NA | 96.1 | NA | NA | NA | NA | NA | NA | 91.0 | 96.2 | 90.4 |
| Guide Signs | 88.0 | 54.3 | 49.4 | 94.8 | 59.5 | 70.1 | NA | 96.5 | 49.3 | 91.8 | 92.2 |
| Guide Sign Assemblies | 85.0 | 73.7 | 74.3 | NA | NA | NA | NA | 74.7 | NA | NA | NA |
| Warning and Reg. Signs | 89.8 | 53.9 | 85.8 | 62.8 | 80.3 | 81.1 | 72.4 | 94.2 | 43.6 | 45.4 | 68.2 |
| Warning and Reg. Sign Assemblies | 91.2 | 20.2 | 76.9 | 71.4 | 47.3 | NA | NA | 97.7 | 49.9 | 39.5 | NA |

Total Score 77.7 76.3 69.9 77.2 78.9 81.2 83.6 83.0 68.5 77.6 76.7

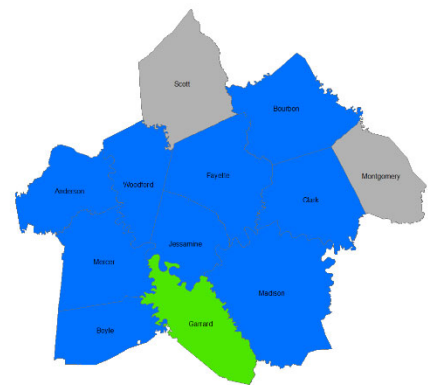
2023 Maintenance Rating Program Report



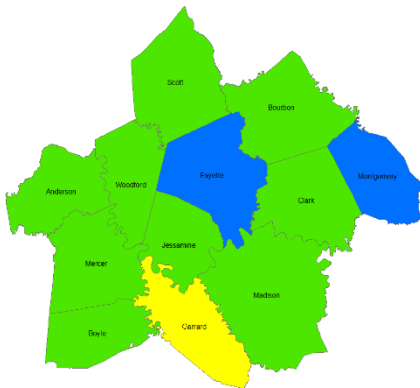
ALL ROADS



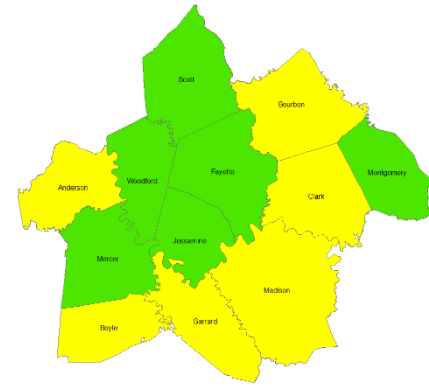
INTERSTATES



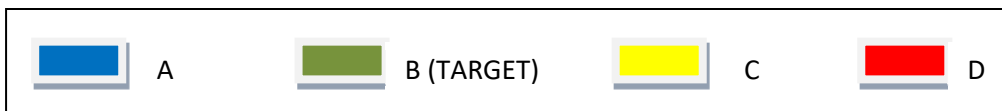
NATIONAL HIGHWAY SYSTEM



STATE PRIMARY AND SECONDARY



RURAL SECONDARY



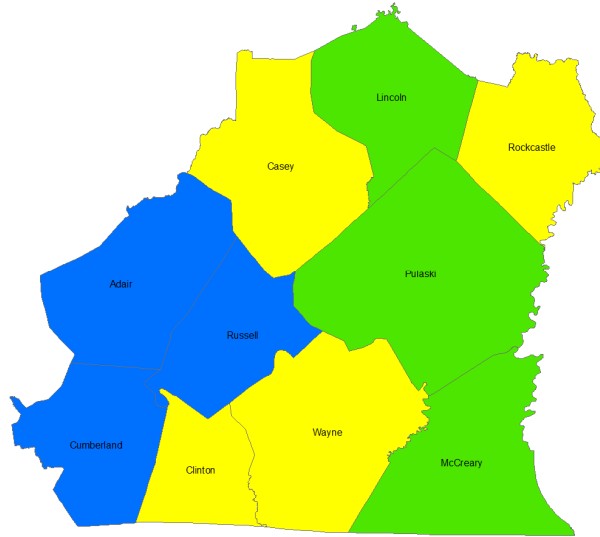
District Seven Maintenance Levels of Service

District Seven Scores

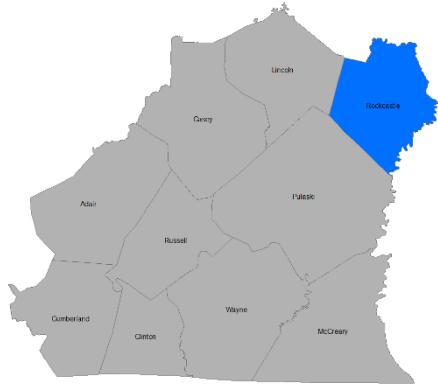
| Feature Description | ANDERSON | BOURBON | BOYLE | CLARK | FAYETTE | GARRARD | JESSAMINE | MADISON | MERCER | MONTGOMERY | SCOTT | WOODFORD |
|----------------------------------|----------|---------|-------|-------|---------|---------|-----------|---------|--------|------------|-------|----------|
| Rideability | 64.4 | 76.9 | 78.6 | 75.7 | 68.7 | 77.4 | 70.5 | 73.5 | 63.3 | 79.5 | 72.9 | 63.9 |
| Appearance | 80.0 | 92.4 | 81.3 | 97.6 | 98.9 | 100.0 | 97.9 | 97.3 | 100.0 | 83.0 | 89.6 | 92.6 |
| Vertical Clearance | 73.0 | 57.5 | 72.1 | 65.1 | 90.0 | 79.3 | 82.5 | 83.8 | 81.6 | 74.4 | 100.0 | 96.2 |
| Visual Obstructions | 89.5 | 96.2 | 93.9 | 92.2 | 98.9 | 96.4 | 75.3 | 93.0 | 93.4 | 95.3 | 94.0 | 97.7 |
| Fencing | 70.0 | NA | NA | 100.0 | 82.0 | 40.5 | 83.2 | 79.2 | NA | NA | 85.3 | 100.0 |
| Guardrail Specifications | 91.9 | NA | NA | 64.7 | 92.5 | NA | NA | 69.1 | NA | NA | 83.9 | 100.0 |
| Guardrail Damage | 90.8 | NA | NA | 82.4 | 98.9 | NA | NA | 93.9 | NA | NA | 91.9 | 100.0 |
| Attenuators | 62.2 | NA | NA | NA | 95.1 | NA | NA | 100.0 | NA | NA | 89.8 | NA |
| Potholes | 55.2 | 82.5 | 72.8 | 79.0 | 99.0 | 86.8 | 93.8 | 84.2 | 85.9 | 39.7 | 92.6 | 94.6 |
| Rutting | 67.6 | 98.1 | 81.7 | 96.6 | 94.9 | 98.2 | 93.7 | 98.3 | 88.3 | 87.7 | 89.9 | 97.5 |
| Pavement Drop Off | 100.0 | 60.6 | 97.4 | 81.8 | 96.8 | 98.2 | 97.7 | 100.0 | 99.4 | 73.0 | 100.0 | 100.0 |
| Shoulder Drop Off | 43.5 | 84.1 | 45.6 | 70.6 | 78.6 | 81.5 | 52.8 | 82.2 | 46.6 | 80.0 | 81.3 | 86.4 |
| High Shoulder | 100.0 | 94.8 | 100.0 | 96.8 | 91.9 | 100.0 | 81.6 | 97.4 | 100.0 | 96.2 | 99.0 | 98.7 |
| Shoulder Potholes | 91.1 | 78.5 | 94.1 | 74.6 | 79.1 | 80.0 | 94.7 | 86.9 | 88.6 | 66.9 | 88.0 | 94.6 |
| Drains | 93.6 | 93.5 | 76.3 | 93.6 | 93.3 | NA | 100.0 | 87.5 | 93.9 | 89.1 | 74.1 | NA |
| Ditches | 97.4 | 87.5 | 92.9 | 83.8 | 99.4 | 89.1 | 95.7 | 88.0 | 100.0 | 83.4 | 89.2 | 99.1 |
| Curb and Gutter | NA | NA | NA | NA | 100.0 | NA | NA | NA | NA | NA | NA | NA |
| White Stripe | 85.0 | 82.4 | 78.1 | 86.6 | NA | NA | NA | 95.6 | 95.0 | 72.1 | 82.8 | 93.1 |
| Yellow Stripe | 80.0 | 83.4 | 87.4 | 92.0 | NA | 90.9 | NA | 95.4 | 88.8 | 87.8 | 71.9 | 71.9 |
| Guide Signs | 86.0 | 100.0 | 100.0 | 100.0 | 85.6 | 64.4 | 93.6 | 83.0 | 93.2 | 100.0 | 76.9 | NA |
| Guide Sign Assemblies | 85.6 | NA | 77.9 | 100.0 | 100.0 | NA | 100.0 | 86.0 | 98.5 | NA | 46.5 | 100.0 |
| Warning and Reg. Signs | 88.3 | 87.6 | 75.5 | 79.6 | 91.8 | 95.7 | 89.1 | 64.8 | 71.9 | 96.3 | 66.4 | 93.0 |
| Warning and Reg. Sign Assemblies | 98.6 | NA | 93.8 | 64.6 | 97.2 | NA | NA | 100.0 | 77.2 | NA | NA | NA |

Total Score 79.8 83.6 83.0 84.2 88.8 87.0 86.2 88.0 84.5 80.0 85.9 89.3

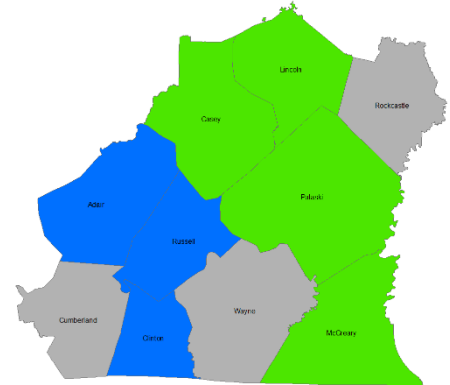
2023 Maintenance Rating Program Report



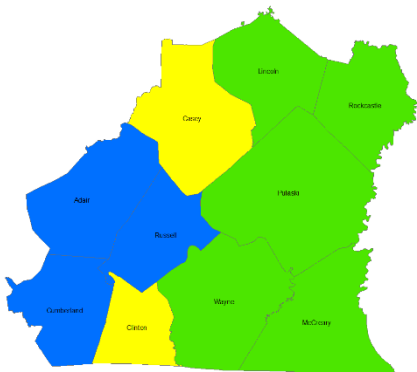
ALL ROADS



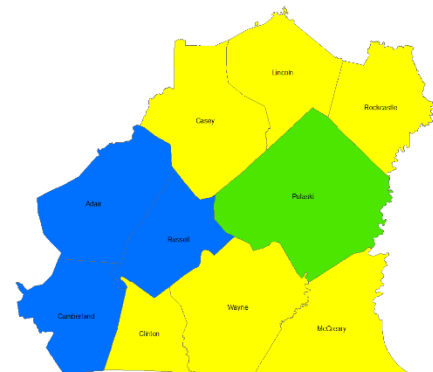
INTERSTATES



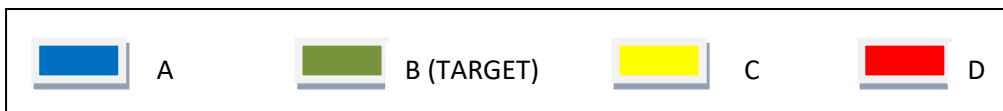
NATIONAL HIGHWAY SYSTEM



STATE PRIMARY AND SECONDARY



RURAL SECONDARY



District Eight Maintenance Levels of Service

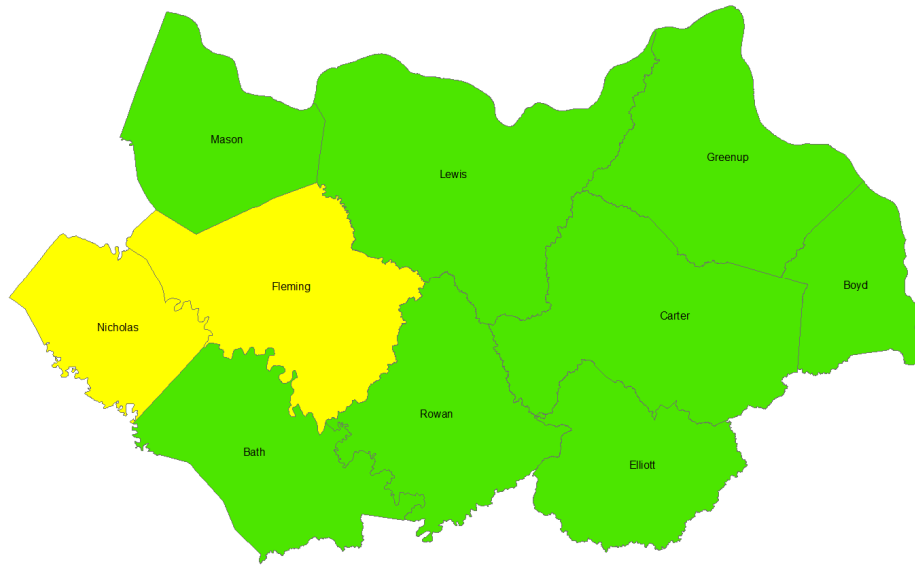
District Eight Scores

| Feature Description | ADAIR | CASEY | CLINTON | CUMBERLAND | LINCOLN | MCCRARY | PULASKI | ROCKCASTLE | RUSSELL | WAYNE |
|----------------------------------|-------|-------|---------|------------|---------|---------|---------|------------|---------|-------|
| Rideability | 80.4 | 77.4 | 76.1 | 83.2 | 73.7 | 79.2 | 78.4 | 82.5 | 81.9 | 78.8 |
| Appearance | 100.0 | 79.0 | 72.9 | 100.0 | 72.6 | 67.6 | 86.2 | 76.9 | 100.0 | 68.7 |
| Vertical Clearance | 100.0 | 94.6 | 56.0 | 100.0 | 86.9 | 56.8 | 78.2 | 68.2 | 100.0 | 55.6 |
| Visual Obstructions | 100.0 | 75.0 | 82.1 | 100.0 | 72.1 | 76.2 | 94.7 | 74.8 | 100.0 | 76.0 |
| Fencing | 100.0 | NA | NA | NA | 100.0 | NA | 81.4 | 80.5 | 100.0 | NA |
| Guardrail Specifications | 58.1 | 81.1 | 50.9 | NA | 79.5 | 39.6 | 49.6 | 94.7 | NA | NA |
| Guardrail Damage | 90.7 | 81.1 | 98.2 | NA | 84.7 | 55.9 | 83.2 | 93.6 | NA | NA |
| Attenuators | 95.9 | 94.1 | 95.3 | NA | 100.0 | 96.8 | 96.0 | 99.2 | NA | NA |
| Potholes | 100.0 | 75.4 | 30.8 | 100.0 | 63.8 | 69.6 | 80.8 | 60.6 | 100.0 | 26.2 |
| Rutting | 98.3 | 93.6 | 91.6 | 100.0 | 85.2 | 74.7 | 98.4 | 86.6 | 100.0 | 84.0 |
| Pavement Drop Off | 100.0 | 72.2 | 100.0 | 100.0 | 80.7 | 100.0 | 79.2 | 79.1 | 100.0 | 93.7 |
| Shoulder Drop Off | 71.7 | 78.5 | 60.0 | 62.6 | 79.7 | 66.2 | 83.6 | 81.4 | 66.5 | 60.1 |
| High Shoulder | 99.8 | 92.0 | 83.0 | 100.0 | 96.6 | 90.1 | 96.3 | 97.3 | 100.0 | 80.5 |
| Shoulder Potholes | 100.0 | 95.3 | 78.9 | 100.0 | 89.4 | 83.9 | 95.8 | 93.3 | 100.0 | 40.6 |
| Drains | 100.0 | 82.4 | 71.6 | NA | 79.8 | 83.1 | 88.7 | 85.3 | 100.0 | 70.4 |
| Ditches | 100.0 | 80.2 | 61.8 | 100.0 | 78.7 | 54.0 | 87.1 | 73.3 | 100.0 | 50.2 |
| Curb and Gutter | NA | NA | NA | NA | NA | NA | NA | NA | NA | NA |
| White Stripe | 93.8 | 100.0 | 94.6 | 100.0 | 85.7 | 96.3 | 83.2 | 100.0 | 73.4 | 95.4 |
| Yellow Stripe | 80.0 | 84.1 | 85.3 | 90.7 | 83.9 | 79.0 | 86.3 | 72.8 | 82.0 | 80.4 |
| Guide Signs | 90.4 | 73.4 | 90.3 | 91.1 | 90.9 | 92.8 | 84.3 | 99.8 | 83.5 | 100.0 |
| Guide Sign Assemblies | 71.4 | NA | 100.0 | 81.7 | 85.3 | 96.2 | 99.0 | 100.0 | 92.2 | NA |
| Warning and Reg. Signs | 95.8 | 87.6 | 100.0 | 81.8 | 85.2 | 95.0 | 94.0 | 81.4 | 76.4 | 100.0 |
| Warning and Reg. Sign Assemblies | 96.9 | 92.0 | 100.0 | 88.0 | NA | 90.4 | 89.8 | NA | 66.6 | 89.4 |

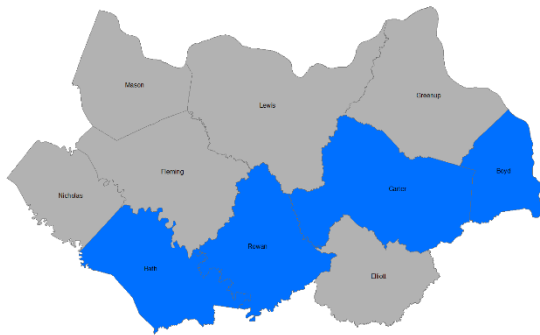
Total Score

93.1 83.2 78.6 93.2 81.0 79.2 87.3 81.4 90.4 72.9

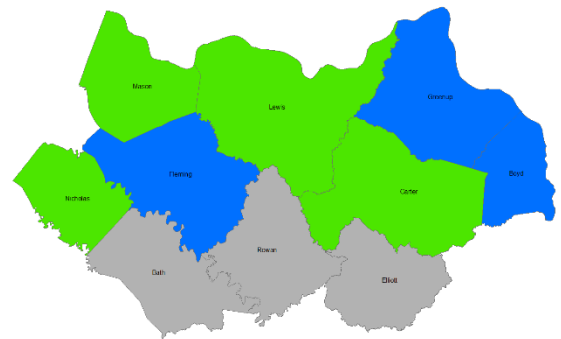
2023 Maintenance Rating Program Report



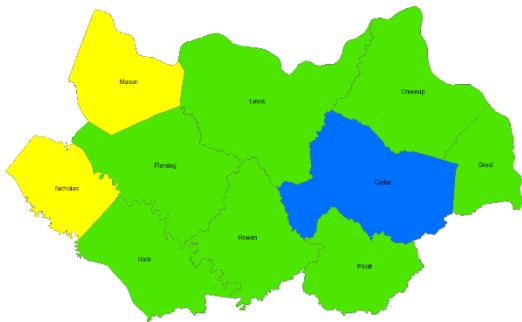
ALL ROADS



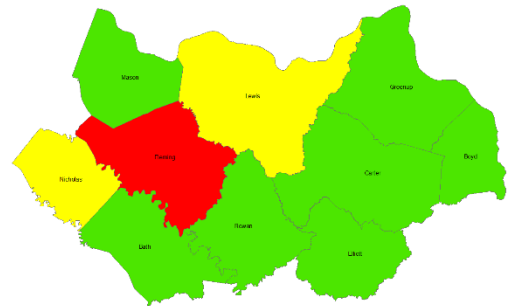
INTERSTATES



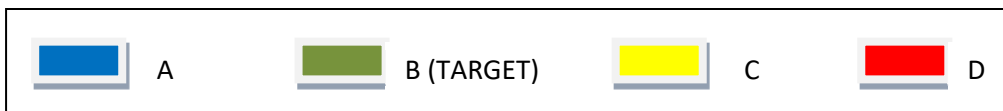
NATIONAL HIGHWAY SYSTEM



STATE PRIMARY AND SECONDARY



RURAL SECONDARY



District Nine Maintenance Levels of Service

District Nine Scores

| Feature Description | BATH | BOYD | CARTER | ELLIOTT | FLEMING | GREENUP | LEWIS | MASON | NICHOLAS | ROMAN |
|----------------------------------|-------|-------|--------|---------|---------|---------|-------|-------|----------|-------|
| Rideability | 79.3 | 76.0 | 65.7 | 77.1 | 77.2 | 77.7 | 76.2 | 73.5 | 78.0 | 68.0 |
| Appearance | 100.0 | 81.1 | 86.1 | 89.8 | 87.3 | 73.6 | 86.7 | 91.7 | 92.1 | 87.8 |
| Vertical Clearance | 100.0 | 97.8 | 96.8 | 97.1 | 93.6 | 95.8 | 100.0 | 96.6 | 89.5 | 91.0 |
| Visual Obstructions | 100.0 | 100.0 | 99.2 | 95.7 | 99.0 | 98.6 | 99.9 | 98.7 | 100.0 | 96.5 |
| Fencing | NA | NA | 100.0 | NA | NA | 100.0 | 100.0 | NA | NA | NA |
| Guardrail Specifications | 99.6 | 69.3 | 98.9 | 92.4 | 95.7 | 88.4 | 94.7 | 84.1 | NA | 93.3 |
| Guardrail Damage | 92.4 | 70.9 | 76.4 | 90.9 | 100.0 | 77.0 | 98.1 | 95.9 | NA | 94.0 |
| Attenuators | NA | 100.0 | 96.6 | NA | NA | 76.6 | 94.8 | 89.4 | NA | 76.3 |
| Potholes | 92.9 | 46.1 | 53.6 | 78.2 | 75.1 | 28.3 | 33.9 | 91.0 | 79.8 | 88.7 |
| Rutting | 94.4 | 99.8 | 95.7 | 83.9 | 89.6 | 91.5 | 97.1 | 97.2 | 94.6 | 76.5 |
| Pavement Drop Off | 100.0 | 95.7 | 98.9 | 97.1 | 95.3 | 94.2 | 99.9 | 89.2 | 94.8 | 94.8 |
| Shoulder Drop Off | 78.7 | 91.3 | 95.1 | 88.4 | 95.6 | 91.5 | 95.0 | 90.1 | 95.4 | 79.6 |
| High Shoulder | 97.2 | 100.0 | 100.0 | 95.7 | 98.0 | 99.9 | 99.9 | 97.6 | 87.5 | 98.1 |
| Shoulder Potholes | 92.9 | 88.1 | 71.2 | 81.7 | 73.3 | 88.4 | 82.1 | 88.6 | 98.6 | 100.0 |
| Drains | 100.0 | 96.0 | 98.2 | NA | 90.0 | 92.1 | 92.4 | 88.5 | NA | 94.5 |
| Ditches | 90.3 | 77.9 | 91.1 | 93.9 | 98.7 | 80.8 | 88.6 | 100.0 | 98.8 | 84.4 |
| Curb and Gutter | NA | 100.0 | NA | NA | NA | NA | NA | NA | NA | NA |
| White Stripe | 94.4 | 64.2 | 66.9 | 94.8 | 60.4 | 45.2 | 71.1 | 82.2 | 70.5 | 85.2 |
| Yellow Stripe | 91.3 | 48.6 | 49.7 | 91.1 | 59.1 | 40.4 | 61.9 | 57.6 | 30.0 | 87.0 |
| Guide Signs | 100.0 | 97.6 | 89.5 | 100.0 | 93.0 | 92.9 | 95.6 | 94.5 | 100.0 | 100.0 |
| Guide Sign Assemblies | 100.0 | 100.0 | 84.6 | NA | 100.0 | 78.8 | NA | 87.7 | 83.3 | 98.9 |
| Warning and Reg. Signs | 88.3 | 91.8 | 86.5 | 90.6 | 100.0 | 94.5 | 85.5 | 77.1 | 59.7 | 94.3 |
| Warning and Reg. Sign Assemblies | 100.0 | NA | NA | 92.7 | 100.0 | NA | NA | 82.9 | 46.0 | 96.8 |

Total Score 93.6 84.6 82.1 90.1 86.6 79.8 84.6 87.2 82.2 87.9

2023 Maintenance Rating Program Report



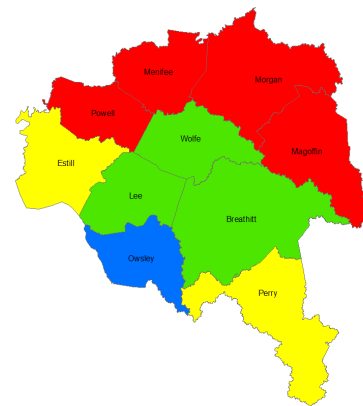
ALL ROADS



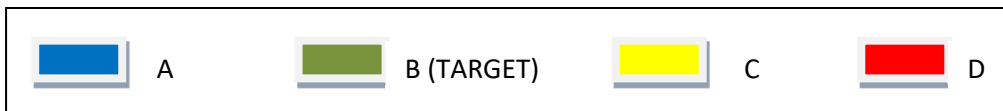
NATIONAL HIGHWAY SYSTEM



STATE PRIMARY AND SECONDARY



RURAL SECONDARY



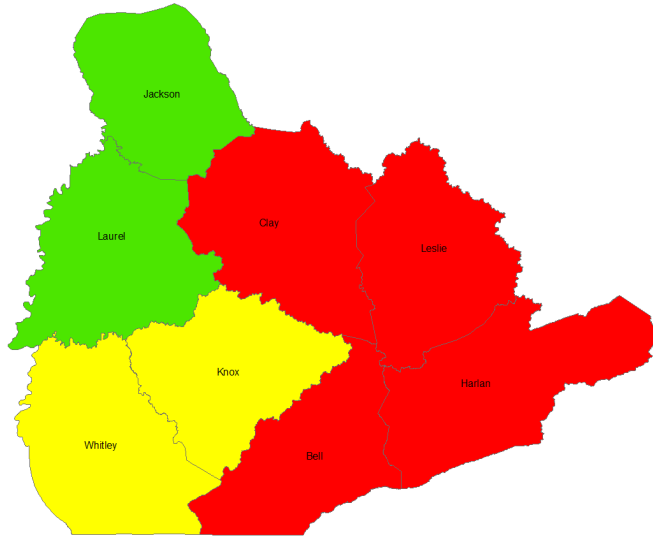
District Ten Maintenance Levels of Service

District Ten Scores

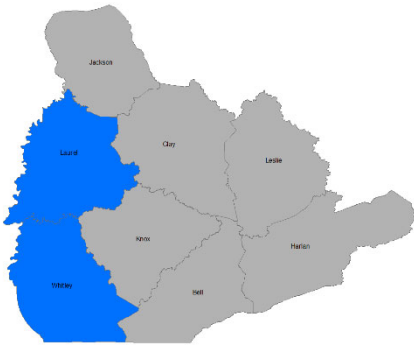
| Feature Description | BREATHITT | ESTILL | LEE | MAGOFFIN | MENIFEE | MORGAN | OWSLEY | PERRY | POWELL | WOLFE |
|----------------------------------|-----------|--------|-------|----------|---------|--------|--------|-------|--------|-------|
| Rideability | 75.6 | 71.0 | 72.9 | 62.6 | 71.5 | 64.7 | 70.3 | 75.2 | 79.1 | 63.2 |
| Appearance | 80.9 | 91.6 | 90.5 | 92.7 | 88.0 | 86.9 | 83.1 | 73.7 | 86.7 | 90.4 |
| Vertical Clearance | 45.4 | 62.3 | 39.7 | 38.6 | 37.6 | 61.9 | 80.6 | 65.2 | 50.5 | 68.2 |
| Visual Obstructions | 52.5 | 46.0 | 44.8 | 42.6 | 50.4 | 60.7 | 80.8 | 67.8 | 52.5 | 68.4 |
| Fencing | NA | NA | NA | NA | NA | NA | NA | NA | NA | NA |
| Guardrail Specifications | 85.4 | NA | NA | 64.9 | NA | 59.9 | NA | 87.5 | 74.0 | 92.7 |
| Guardrail Damage | 95.4 | NA | NA | 78.2 | NA | 89.7 | NA | 92.1 | 97.0 | 93.5 |
| Attenuators | 97.7 | NA | NA | 85.5 | NA | NA | NA | 90.3 | 95.6 | 88.6 |
| Potholes | 93.4 | 77.5 | 96.3 | 75.8 | 96.3 | 81.6 | 100.0 | 56.7 | 84.0 | 92.0 |
| Rutting | 68.8 | 53.3 | 84.9 | 65.6 | 73.3 | 55.5 | 84.9 | 69.0 | 73.9 | 85.2 |
| Pavement Drop Off | 95.7 | 85.5 | 95.6 | 66.0 | 67.2 | 85.2 | 98.4 | 95.6 | 81.8 | 84.2 |
| Shoulder Drop Off | 80.9 | 88.2 | 72.5 | 56.0 | 58.4 | 69.2 | 90.0 | 73.7 | 86.9 | 81.5 |
| High Shoulder | 99.2 | 86.5 | 100.0 | 96.7 | 96.0 | 94.7 | 97.4 | 97.7 | 79.5 | 98.4 |
| Shoulder Potholes | 82.8 | 72.9 | 100.0 | 61.3 | 79.0 | 73.2 | 100.0 | 60.8 | 66.3 | 83.5 |
| Drains | 89.0 | 68.6 | 93.6 | 55.5 | 54.1 | 76.8 | 84.7 | 87.1 | 75.5 | 91.9 |
| Ditches | 71.6 | 58.9 | 75.2 | 37.6 | 62.4 | 66.4 | 93.2 | 79.7 | 56.9 | 82.3 |
| Curb and Gutter | NA | NA | NA | NA | NA | NA | NA | 100.0 | NA | NA |
| White Stripe | 76.3 | 89.0 | 95.8 | 89.1 | 83.1 | 92.6 | 91.4 | 82.0 | 91.6 | 80.9 |
| Yellow Stripe | 78.6 | 70.2 | 66.1 | 82.8 | 70.1 | 81.1 | 84.3 | 68.3 | 73.0 | 81.2 |
| Guide Signs | 54.2 | 63.5 | 92.9 | 76.7 | 20.6 | 60.2 | 78.1 | 85.2 | 28.2 | 59.2 |
| Guide Sign Assemblies | 83.8 | NA | NA | 70.6 | NA | NA | NA | 96.7 | NA | 92.1 |
| Warning and Reg. Signs | 70.9 | 29.4 | 63.7 | 45.1 | 19.2 | 42.9 | 67.4 | 70.7 | 37.9 | 83.8 |
| Warning and Reg. Sign Assemblies | 95.7 | 64.0 | 91.7 | 71.7 | 38.4 | 66.5 | 83.5 | 95.8 | 100.0 | 93.9 |

Total Score 78.6 68.1 81.2 65.3 64.3 71.6 87.0 77.2 73.6 80.3

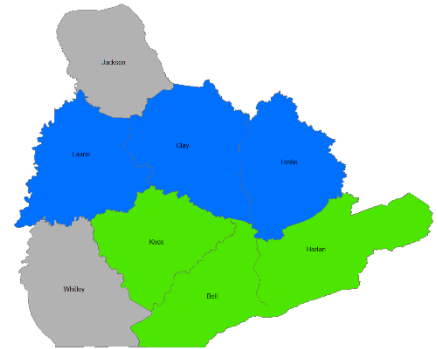
2023 Maintenance Rating Program Report



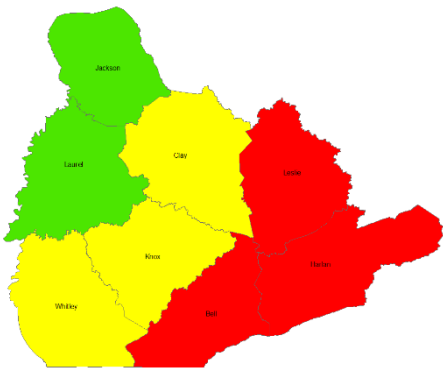
ALL ROADS



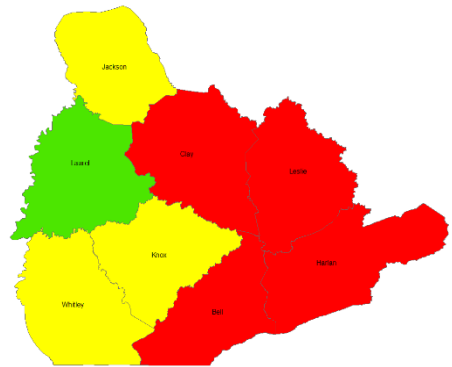
INTERSTATES



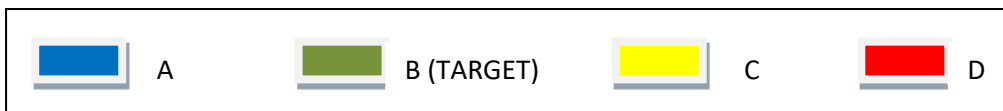
NATIONAL HIGHWAY SYSTEM



STATE PRIMARY AND SECONDARY



RURAL SECONDARY



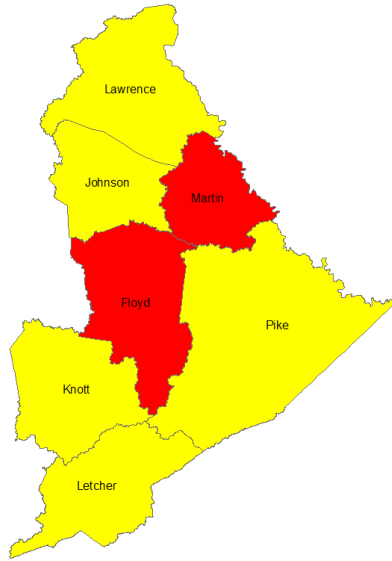
District Eleven Maintenance Levels of Service

District Eleven Scores

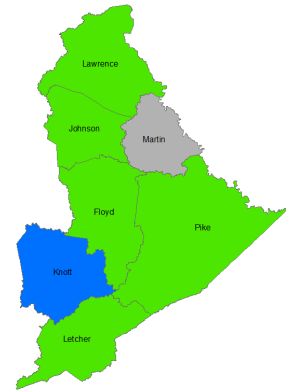
| Feature Description | BELL | CLAY | HARLAN | JACKSON | KNOX | LAUREL | LESLIE | WHITLEY |
|----------------------------------|------|------|--------|---------|------|--------|--------|---------|
| Rideability | 72.0 | 79.1 | 75.4 | 75.3 | 76.1 | 78.3 | 77.0 | 77.3 |
| Appearance | 89.8 | 83.4 | 81.1 | 92.1 | 94.9 | 91.8 | 72.9 | 95.9 |
| Vertical Clearance | 39.4 | 39.8 | 38.3 | 50.9 | 56.5 | 72.5 | 34.9 | 77.8 |
| Visual Obstructions | 90.5 | 91.0 | 77.7 | 91.8 | 84.5 | 89.7 | 69.7 | 86.8 |
| Fencing | NA | 88.2 | 88.4 | NA | NA | 54.2 | 96.1 | 51.6 |
| Guardrail Specifications | 41.1 | 64.6 | 64.1 | 72.3 | 60.8 | 81.0 | 63.0 | 74.6 |
| Guardrail Damage | 82.8 | 77.0 | 73.1 | 89.2 | 88.6 | 98.3 | 75.4 | 88.2 |
| Attenuators | 89.1 | 90.5 | 89.4 | NA | 88.0 | 96.2 | 97.5 | 98.6 |
| Potholes | 78.4 | 89.5 | 69.8 | 93.7 | 93.4 | 96.0 | 81.8 | 98.1 |
| Rutting | 81.0 | 79.2 | 77.5 | 85.3 | 76.5 | 88.9 | 60.5 | 88.0 |
| Pavement Drop Off | 81.5 | 81.0 | 87.5 | 88.2 | 80.6 | 93.0 | 65.0 | 97.2 |
| Shoulder Drop Off | 58.4 | 53.1 | 57.0 | 72.0 | 57.5 | 67.5 | 50.7 | 66.6 |
| High Shoulder | 35.5 | 32.4 | 46.7 | 39.8 | 29.0 | 52.8 | 27.3 | 48.4 |
| Shoulder Potholes | 81.8 | 90.2 | 75.5 | 93.7 | 81.3 | 95.2 | 64.8 | 89.4 |
| Drains | 91.8 | 84.6 | 83.8 | 93.1 | 65.6 | 87.3 | 75.4 | 87.3 |
| Ditches | 74.0 | 57.1 | 67.9 | 76.5 | 79.0 | 86.0 | 73.0 | 75.9 |
| Curb and Gutter | NA | NA | NA | NA | NA | NA | NA | NA |
| White Stripe | NA | NA | NA | NA | NA | NA | NA | NA |
| Yellow Stripe | NA | NA | NA | NA | NA | NA | NA | NA |
| Guide Signs | 94.9 | 90.6 | 90.3 | 62.5 | 83.5 | 77.6 | NA | 73.0 |
| Guide Sign Assemblies | 96.9 | 97.0 | 100.0 | 88.0 | 90.1 | 88.4 | NA | 88.8 |
| Warning and Reg. Signs | 66.0 | 68.6 | 63.6 | 76.3 | 74.9 | 79.2 | 23.2 | 61.7 |
| Warning and Reg. Sign Assemblies | 76.7 | 88.2 | 70.4 | 100.0 | 95.3 | 88.1 | 16.7 | 94.4 |

Total Score 73.8 74.9 71.3 80.2 76.0 83.2 61.0 81.7

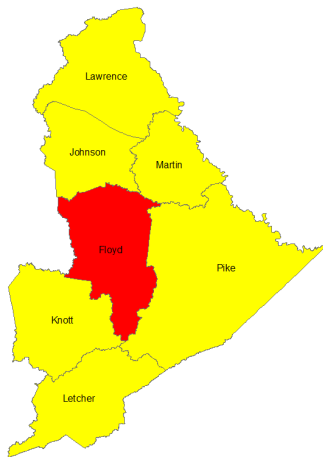
2023 Maintenance Rating Program Report



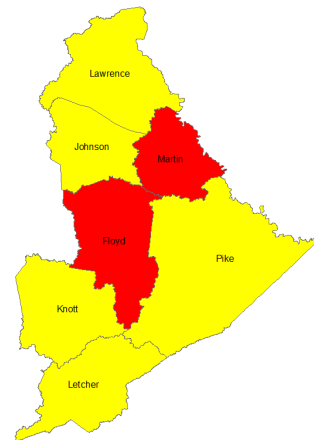
ALL ROADS



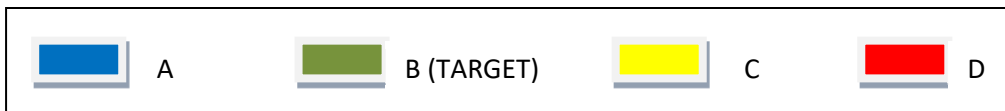
NATIONAL HIGHWAY SYSTEM



STATE PRIMARY AND SECONDARY



RURAL SECONDARY



District Twelve Maintenance Levels of Service

District Twelve Scores

| Feature Description | FLOYD | JOHNSON | KNOTT | LAWRENCE | LETCHER | MARTIN | PIKE |
|----------------------------------|-------|---------|-------|----------|---------|--------|------|
| Rideability | 77.3 | 74.8 | 74.8 | 74.5 | 67.9 | 74.9 | 64.6 |
| Appearance | 83.7 | 95.4 | 100.0 | 97.2 | 90.6 | 70.4 | 86.8 |
| Vertical Clearance | 28.6 | 48.7 | 34.1 | 55.3 | 19.9 | 17.7 | 70.7 |
| Visual Obstructions | 94.6 | 82.7 | 79.9 | 74.8 | 71.2 | 96.8 | 86.5 |
| Fencing | NA | 51.5 | NA | NA | NA | NA | NA |
| Guardrail Specifications | 31.0 | 41.0 | 98.4 | 40.6 | 84.8 | 30.8 | 64.4 |
| Guardrail Damage | 93.4 | 91.5 | 95.8 | 92.9 | 85.4 | 79.1 | 75.0 |
| Attenuators | 86.7 | 83.4 | 84.5 | 92.3 | 83.0 | NA | 74.4 |
| Potholes | 57.4 | 58.8 | 57.3 | 53.8 | 46.6 | 17.2 | 65.9 |
| Rutting | 31.6 | 97.3 | 100.0 | 80.7 | 97.9 | 21.8 | 26.6 |
| Pavement Drop Off | 40.9 | 82.9 | 94.6 | 71.6 | 94.9 | 33.5 | 84.1 |
| Shoulder Drop Off | 45.1 | 87.2 | 59.2 | 81.5 | 63.6 | 28.5 | 32.6 |
| High Shoulder | 92.2 | 23.1 | 98.1 | 38.9 | 93.8 | 95.1 | 89.6 |
| Shoulder Potholes | 90.2 | 93.4 | 98.8 | 86.5 | 85.0 | 89.4 | 38.5 |
| Drains | 41.5 | 51.8 | 46.7 | 55.4 | 56.4 | 23.2 | 78.0 |
| Ditches | 32.6 | 23.6 | 58.9 | 25.2 | 44.0 | 30.2 | 74.0 |
| Curb and Gutter | NA | NA | NA | NA | NA | NA | 93.8 |
| White Stripe | 72.0 | 86.8 | 87.0 | 83.1 | 84.0 | 83.8 | 75.7 |
| Yellow Stripe | 49.1 | 62.5 | 46.6 | 74.1 | 40.6 | 48.2 | 51.9 |
| Guide Signs | 94.4 | 100.0 | NA | 86.7 | NA | 100.0 | 58.8 |
| Guide Sign Assemblies | 100.0 | 100.0 | NA | 91.7 | 58.5 | NA | 64.0 |
| Warning and Reg. Signs | 100.0 | 97.1 | 62.7 | 96.0 | 74.6 | 91.7 | 58.5 |
| Warning and Reg. Sign Assemblies | 89.8 | 100.0 | NA | 91.6 | 85.3 | 100.0 | 61.1 |

Total Score

67.6 73.9 76.5 70.8 71.0 59.4 65.8