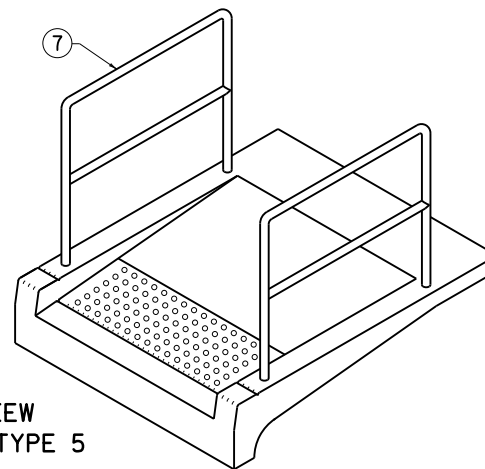
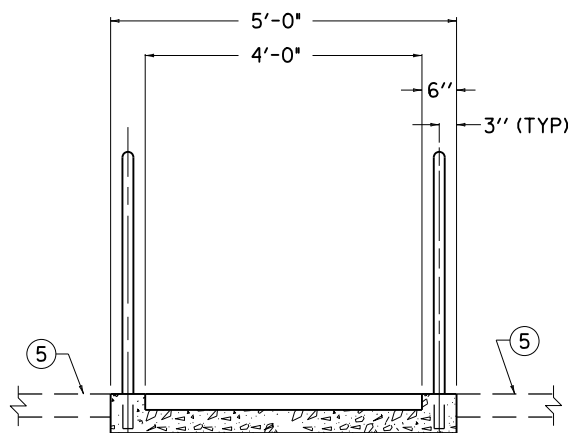


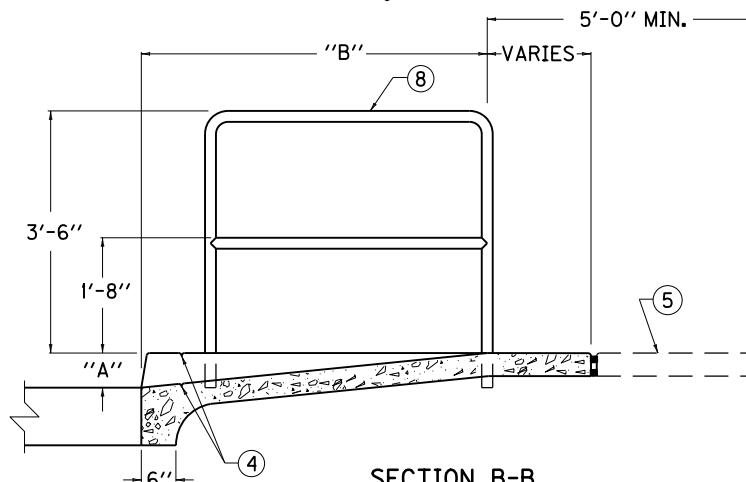
PLAN VIEW
SIDEWALK RAMP TYPE 5



ISOMETRIC VIEW
SIDEWALK RAMP TYPE 5



SECTION A-A



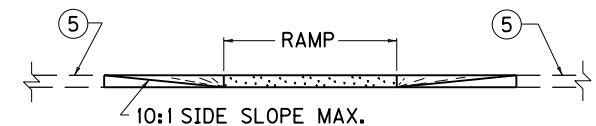
SECTION B-B

~ NOTES ~

BID ITEMS AND UNIT TO BID
SIDEWALK-4 IN CONCRETE
HANDRAIL-TYPE A-1

SQYD
LF

1. EXISTING SIDEWALK AND CURB SHALL BE REMOVED TO THE LIMITS AS DESIGNATED BY THE ENGINEER.
2. WHERE EXISTING JOINTS ARE LOCATED MORE THAN 2'-0" FROM THE RAMP LIMITS SHOWN, THE CONTRACTOR SHALL SAW CUT THE SIDEWALK AND CURB PRIOR TO REMOVAL.
3. A BROOM FINISH OR EQUAL NON-SKID FINISH IS REQUIRED.
- ④ CUT GROOVE TO CONFORM TO THE ADJACENT CURB.
- ⑤ EXISTING SIDEWALK.
- ⑥ THE LENGTHS SHOWN ARE MINIMUMS. IF ADEQUATE SPACE IS AVAILABLE A MINIMUM SLOPE OF 12:1 IS DESIRABLE.
- ⑦ HANDRAIL TYPE A-1 MAY BE ELIMINATED PROVIDED ADEQUATE SPACE IS AVAILABLE TO CONSTRUCT 10:1 RAMP SIDE SLOPES AS SHOWN IN SECTION C-C.
8. ALL SIDEWALK RAMPS REQUIRE DETECTABLE WARNINGS.



SECTION C-C ⑧
(ALTERNATE TO HANDRAIL TYPE B)

RAMP HEIGHT "A"	⑥ RAMP LENGTH "B"
≤3"	2'-0"
>3"≤6"	5'-0"

USE WITH CURRENT STD. DWG
RGX-030, RGX-040

KENTUCKY
DEPARTMENT OF HIGHWAYS

SIDEWALK RAMP
WITH HANDRAIL

STANDARD DRAWING NO. RPM-172-07

SUBMITTED *William P. Habel* 12-01-15
DIRECTOR, DIVISION OF DESIGN DATE
APPROVED *[Signature]* 12-01-15
STATE HIGHWAY ENGINEER DATE