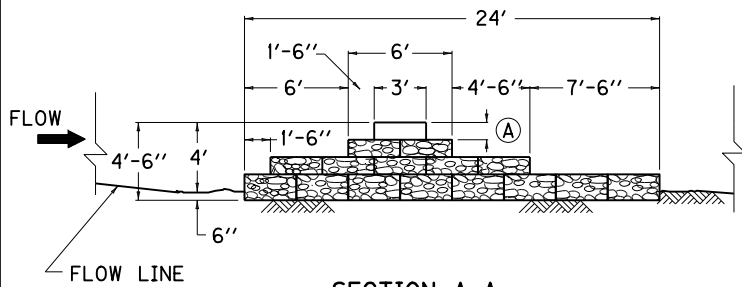
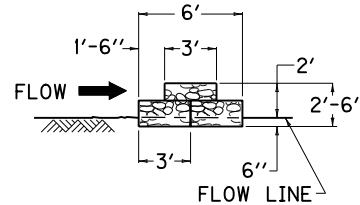


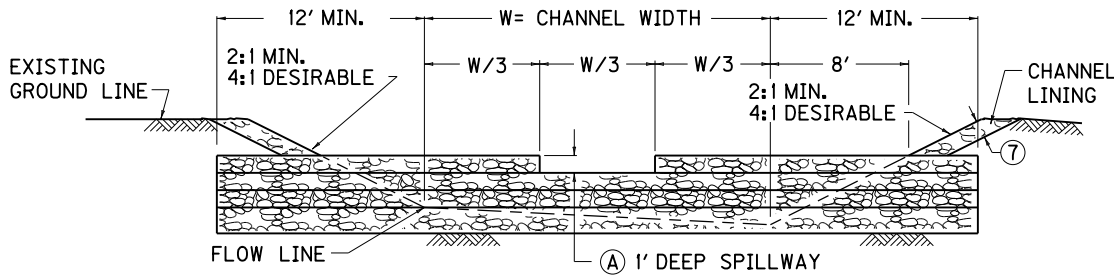
PLAN VIEW



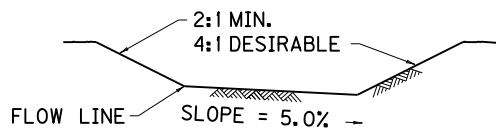
SECTION A-A



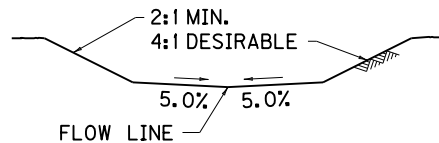
SECTION C-C



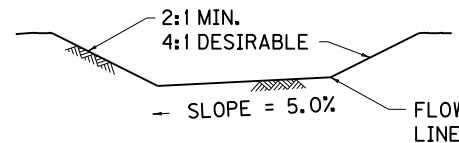
SECTION B-B



SECTION D-D



SECTION E-E



SECTION F-F

~ NOTES ~

- BID ITEMS AND UNIT TO BID
- | | |
|--------------------------|------|
| DEFLECTOR-GABION | EACH |
| RIFLE STRUCTURE-GABION | EACH |
| CHANNEL LINING CLASS III | TON |
- GABION DEFLECTORS AND GABION RIFFLE STRUCTURES SHALL BE MEASURED AND PAID FOR AT THE CONTRACT UNIT PRICE EACH, AND SHALL INCLUDE GABION BASKETS, AGGREGATE, LABOR AND ALL INCIDENTALS NECESSARY FOR ONE COMPLETE INSTALLATION.
 - LOCATION OF STRUCTURES ARE AS NOTED IN THE PLANS. MINOR ADJUSTMENTS ARE PERMITTED UPON APPROVAL BY THE ENGINEER.
 - AGGREGATE USED TO FILL THE GABION BASKETS SHALL MEET THE REQUIREMENTS OF SECTION 805.13.06 OF THE CURRENT "STANDARD SPECIFICATIONS FOR ROAD AND BRIDGE CONSTRUCTION".
 - GABION BASKETS SHALL BE CONSTRUCTED IN ACCORDANCE WITH SECTION 618.03.05 OF THE CURRENT "STANDARD SPECIFICATIONS FOR ROAD AND BRIDGE CONSTRUCTION".
 - GABION DEFLECTORS AND GABION RIFFLE STRUCTURES SHALL BE REQUIRED ON BLUELINE STREAM CHANNEL CHANGES WHEN THE CHANNEL CHANGE FLOW LINE IS EQUAL TO OR LESS THAN 3%, AND THE CHANNEL CHANGE IS 200 LINEAR FEET OR GREATER.
 - GABIONS BASKETS SHALL COMPLY WITH SECTION 813.14 OF THE CURRENT "STANDARD SPECIFICATIONS FOR ROAD AND BRIDGE CONSTRUCTION".
 - ROCK SHALL BE KEYED ONE (1) TO TWO (2) FEET BELOW THE PROPOSED CHANNEL FLOW LINE AND/OR CHANNEL BANK.
 - SEE PLANS FOR CHANNEL MITIGATION LOCATIONS.
 - WHEN PIPES ARE INVOLVED IN CHANNEL CHANGES CUT THE CHANNEL TO CONFORM WITH SECTION E-E, A DISTANCE OF 20 FEET FROM THE INLET AND OUTLET ENDS OF PIPE.

DRAWING NOT TO SCALE

KENTUCKY
DEPARTMENT OF HIGHWAYS
CHANNEL HABITAT
IMPROVEMENT STRUCTURES
(GABIONS)

STANDARD DRAWING NO. RDX-245-04

SUBMITTED	<i>William P. Gullett</i>	12-01-15
DATE	DIRECTOR, DIVISION OF DESIGN	DATE
APPROVED	<i>[Signature]</i>	12-01-15
DATE	STATE HIGHWAY ENGINEER	DATE