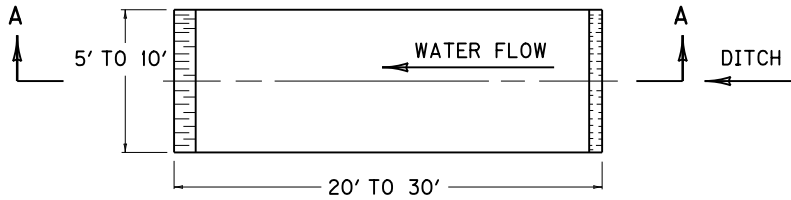


ALTERNATE NO. 1

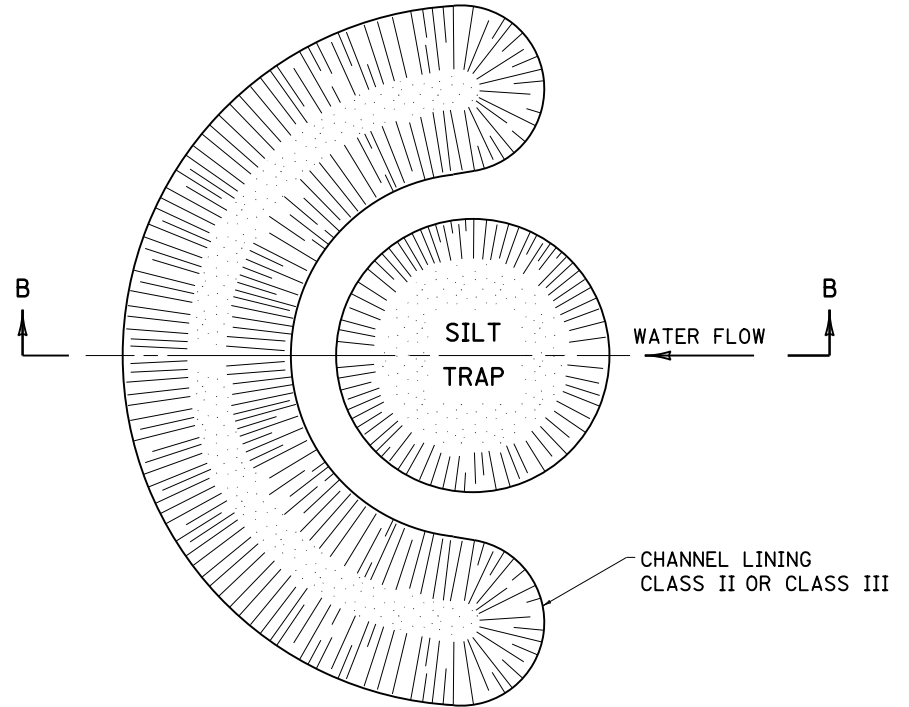


PLAN VIEW

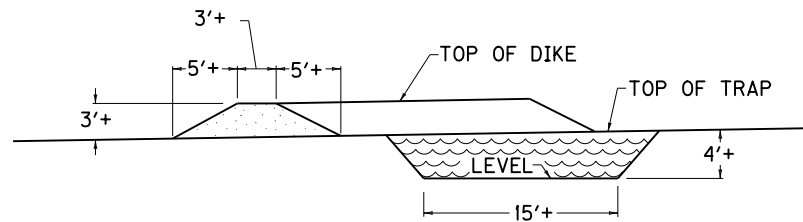


SECTION A-A

ALTERNATE NO. 2



PLAN VIEW



SECTION B-B

~ NOTES ~

- BID ITEMS AND UNIT TO BID
- | | |
|------------------------|------|
| SILT TRAP TYPE A | EACH |
| CLEAN SILT TRAP TYPE A | EACH |
1. THE SIZE, SHAPE AND LOCATION OF A TRAP MAY BE ADJUSTED FROM THAT SHOWN IN THE PLANS, AS DIRECTED BY THE ENGINEER.
 2. THE SILT TRAP SHALL BE CONSTRUCTED AS DIRECTED BY THE ENGINEER TO MEET VOLUME REQUIREMENTS INDICATED ON THE PLANS.
 3. MATERIAL REMOVED IN THE PROCESS OF CONSTRUCTING SILT TRAP TYPE A SHALL BE WASTED ON SITE AT NO ADDITIONAL COST.

KENTUCKY DEPARTMENT OF HIGHWAYS	
SILT TRAP TYPE A	
STANDARD DRAWING NO. RDX-220-05	
SUBMITTED <i>William S. Galbraith</i>	DATE 12-01-15
<small>DIRECTOR, DIVISION OF DESIGN</small>	
APPROVED <i>[Signature]</i>	DATE 12-01-15
<small>STATE HIGHWAY ENGINEER</small>	