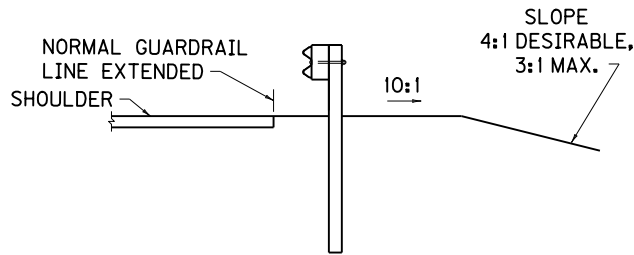
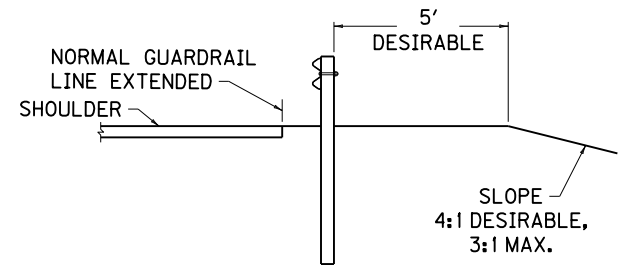


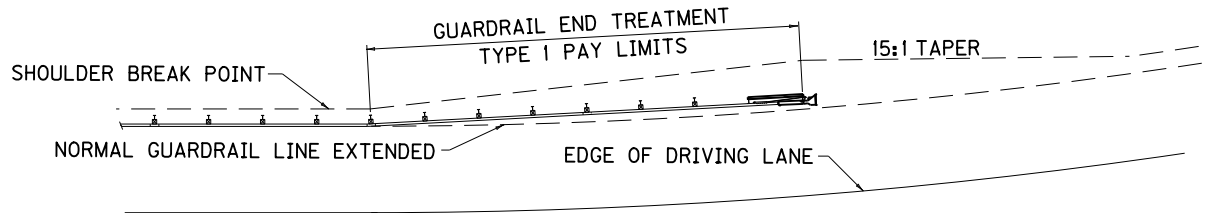
SECTION C-C



SECTION B-B



SECTION A-A



GUARDRAIL END TREATMENT TYPE 1
INSTALLED ON A CURVE ③

~ NOTES ~

BID ITEMS AND UNIT TO BID:
 GUARDRAIL END TREATMENT TYPE 1 EACH
 ROADWAY OR BORROW EXCAVATION, OR EMBANKMENT IN PLACE CUYD

1. THE MINIMUM LENGTH OF GUARDRAIL, INCLUDING THE END TREATMENT, PRECEDING A FIXED OBJECT IS 200 FEET (LENGTH MAY BE REDUCED SHOULD FIELD CONDITIONS WARRANT).
- ② GUARDRAIL EXTRUDER EDGE CLOSEST TO TRAFFIC SHALL BE PLACED ON NORMAL GUARDRAIL LINE EXTENDED.
- ③ END TREATMENT TYPE 1 MAY BE ATTACHED TO CURVED GUARDRAIL PROVIDED CURVE IS A 550' RADIUS OR MORE. END TREATMENT TYPE 1 SHALL BE INSTALLED ON A STRAIGHT LINE TAPER WITHIN THE PAY LIMITS.
4. INTENDED USE: FILLS WITH ADEQUATE VEHICLE RECOVERY ZONE BEHIND GUARDRAIL.

USE WITH CUR. STD. DWG.
RBR-020

KENTUCKY		
DEPARTMENT OF HIGHWAYS		
INSTALLATION OF		
GUARDRAIL		
END TREATMENT		
TYPE 1		
STANDARD DRAWING NO. RBI-004-05		
SUBMITTED	<i>William P. Galbraith</i>	12-01-15
	DIRECTOR, DIVISION OF DESIGN	DATE
APPROVED	<i>[Signature]</i>	12-01-15
	STATE HIGHWAY ENGINEER	DATE