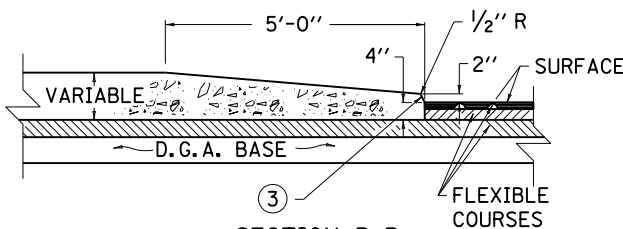
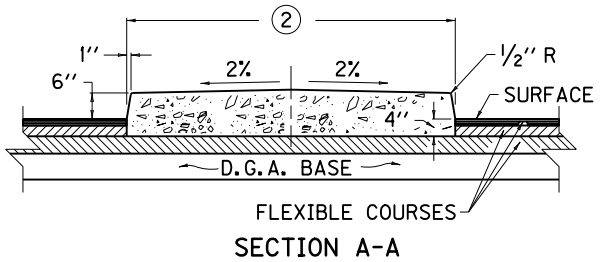
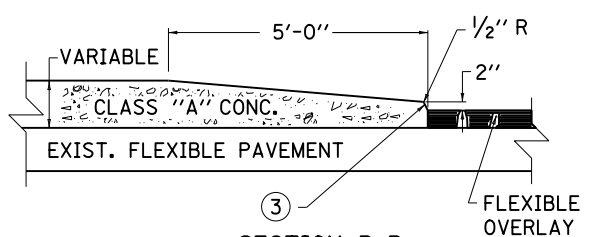
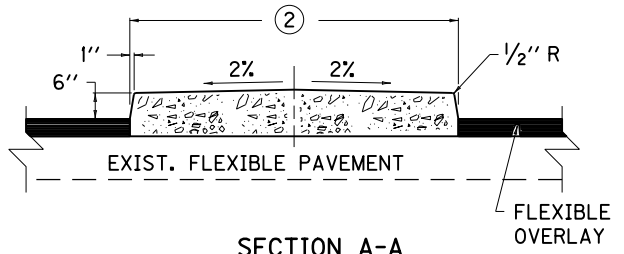


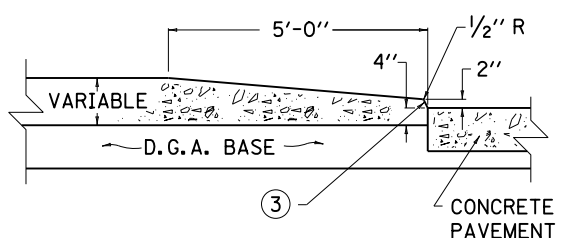
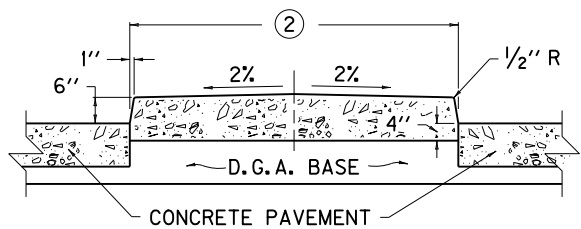
PLAN VIEW
BARRIER MEDIAN



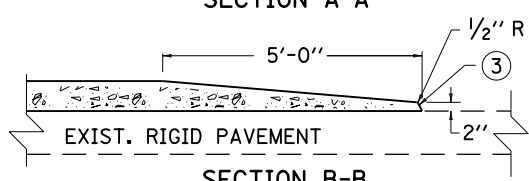
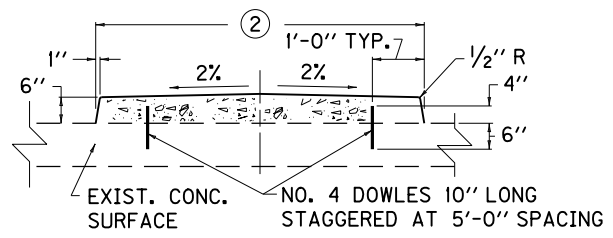
SECTION B-B
BARRIER MEDIAN
WITH FLEXIBLE PAVEMENT
(TYPE 2)



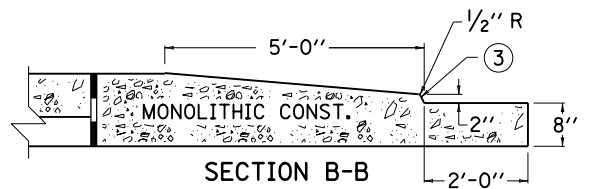
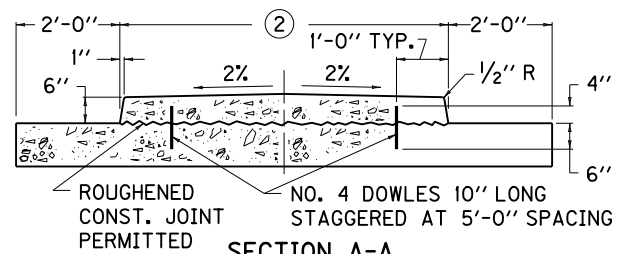
SECTION B-B
BARRIER MEDIAN
ON EXISTING FLEXIBLE PAVEMENT
(TYPE 4)



SECTION B-B
BARRIER MEDIAN
WITH RIGID PAVEMENT
(TYPE 1)




SECTION B-B
BARRIER MEDIAN
ON EXISTING RIGID PAVEMENT
(TYPE 3)



SECTION B-B
BARRIER MEDIAN
WITH FLEXIBLE PAVEMENT
(TYPE 5)

NOTES

1. THE UNIT BID PER SQUARE YARD SHALL BE: STANDARD BARRIER MEDIAN TYPE ★.
- ★ = 1 OR 2 OR 3 OR 4 OR 5.
- ② SEE PLANS FOR CONSTANT OR VARIABLE WIDTH DIMENSIONS.
- ③ SLOPE TO CONFORM TO SIDE SLOPES.
4. ALL BARRIER MEDIANS SHALL BE CONSTRUCTED OF CLASS "A" CONCRETE.



ISOMETRIC VIEW
(NOSE)

KENTUCKY
DEPARTMENT OF HIGHWAYS

STANDARD
BARRIER MEDIAN

STANDARD DRAWING NO. RPM-010-05

SUBMITTED: *John B. Sackett* 12-1-99
DIRECTOR, DIVISION OF DESIGN DATE
APPROVED: *F. M. [Signature]* 12-1-99
STATE HIGHWAY ENGINEER DATE