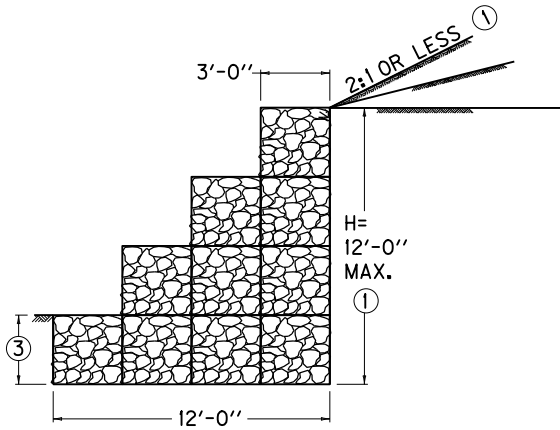



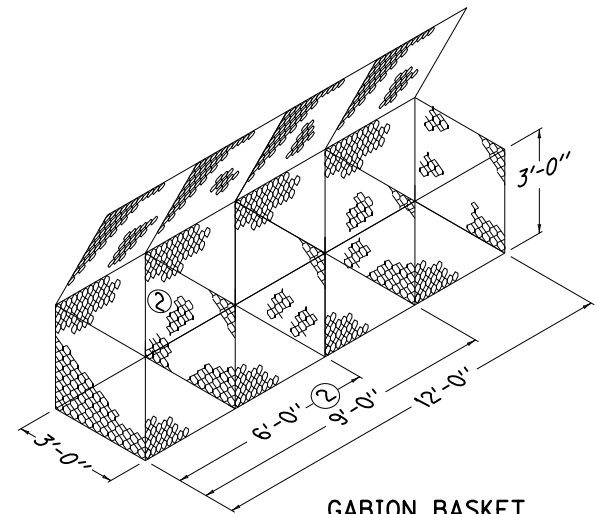
FRONT FACE 6:1 BATTER



FRONT FACE STEPPED



SPECIAL DESIGNS REQUIRED ④



GABION BASKET ISOMETRIC

NOTES

BID ITEMS AND UNITS TO BID:

- a. RETAINING WALL, GABION - CUBIC YARD
- b. STRUCTURE EXCAVATION, AS CLASSIFIED - SEE THE CURRENT STANDARD SPECIFICATIONS FOR ROAD AND BRIDGE CONSTRUCTION.

- ① THE GABION RETAINING WALL DEPICTED ON THIS DRAWING SHALL BE USED WHEN THE HEIGHT (H DIMENSION) OF THE WALL IS 12'-0" OR LESS AND THE BACKFILL SLOPE IS 2:1 OR LESS.
- ② LENGTH OF GABIONS MAY BE 6'-0", 9'-0" OR 12'-0" LONG WITH PARTITIONS 3'-0" ON CENTER.
- ③ 3'-0" MINIMUM EMBEDMENT.
- ④ SPECIAL DESIGNS SHALL BE REQUIRED WHEN THE FOLLOWING CONDITIONS EXIST:
 - ① WALL HEIGHT IS GREATER THAN 12'-0".
 - ② WALL IS SURCHARGED WITH DEAD LOAD FILL SLOPES STEEPER THAN 2:1.
 - ③ WALL IS SURCHARGED WITH A LIVE LOAD WITHIN THE LIMITS OF A 1:1 SLOPE EXTENDING FROM THE BASE OF THE WALL.

KENTUCKY DEPARTMENT OF HIGHWAYS	
GABION RETAINING WALLS	
STANDARD DRAWING NO. RGX-050-01	
SUBMITTED <i>John B. Sackett</i> DIRECTOR DIVISION OF DESIGN	12-1-99 DATE
APPROVED <i>J. M. Yourell</i> STATE/HIGHWAY ENGINEER	12-1-99 DATE