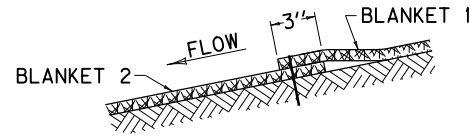


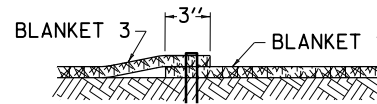
**TURF MAT
SLOPE INSTALLATION**

NOTES

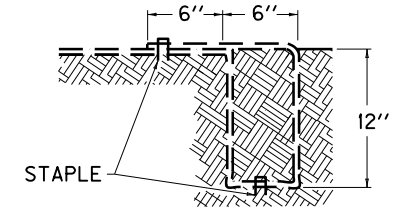
1. CONSTRUCT A 6" X 12" ANCHOR TRENCH AT THE BEGINNING OF THE SLOPE. LINE THE ANCHOR TRENCH WITH TURF REINFORCING MAT LEAVING 12" EXTENDING PAST THE ANCHOR TRENCH. FASTEN THE MAT MATERIAL INTO THE ANCHOR TRENCH ON 12" CENTERS. BACKFILL THE TRENCH WITH TOPSOIL AND COMPACT. COVER THE AREA WITH THE REMAINING 12" OF THE MAT'S TERMINAL END LEAVING 6" TO OVERLAP THE TURF REINFORCING MAT. SECURE THE 6" OVERLAP WITH STAPLES ON 12" CENTERS.
2. UNROLL THE MAT PARALLEL TO THE PRIMARY DIRECTION OF WATER FLOW AND PLACE IN DIRECT CONTACT WITH THE SOIL SURFACE. DO NOT STRETCH OR ALLOW THE MATERIAL TO BRIDGE OVER SURFACE INCONSISTENCIES.
3. SECURELY FASTEN THE MAT TO THE SOIL BY INSTALLING STAPLES AT A MINIMUM RATE OF 1.5 PER SQ. YD. ANCHORS SHALL BE SELECTED SO THAT THEY HAVE SUFFICIENT GROUND PENETRATION TO RESIST PULLOUT. INCREASE ANCHORING FREQUENCY FOR SITE CONDITIONS (LOOSE, SANDY, OR WET SOILS) AS DIRECTED BY THE ENGINEER AND MANUFACTURER'S REPRESENTATIVE.
4. OVERLAP EDGES OF PARALLEL AND PERPENDICULAR BLANKETS ALONG THE SLOPE A MINIMUM OF 3" AND SECURE WITH STAPLES AT A MAXIMUM SPACING OF 1'.
5. CONSTRUCT A 6" X 12" ANCHOR TRENCH AT THE TOE OF THE SLOPE FOLLOWING SIMILAR PROCEDURE DENOTED FOR THE TOP OF THE SLOPE ANCHOR TRENCH.
6. ENSURE THAT THE MAT IS IN DIRECT CONTACT WITH THE SOIL SURFACE WITH NO PROJECTIONS OR PROTRUSIONS.
7. APPLY SEEDING AND PROTECTION ACCORDING TO SECTION 212.03.03 USING SEED MIX TYPE I. DIRECTLY AFTER APPLYING SEEDING AND TREATMENTS IN 212.03.03, BUT BEFORE APPLYING MULCHING OR HYDROMULCHING; INFILL THE VOID SPACES IN THE MAT WITH 1/2" OF TOPSOIL. TOPSOIL IS THE SOIL PROFILE DEFINED TECHNICALLY AS "A" HORIZON BY THE SOIL SCIENCE SOCIETY OF AMERICA. USE LOOSE, FRIABLE TOPSOIL THAT IS FREE OF STONES 1" OR GREATER IN OVERALL DIMENSIONS, ADMIXTURE OF SUBSOIL, REFUSE, STUMPS, ROOTS, BRUSH, WEEDS AND OTHER MATERIALS THAT PREVENT THE FORMATION OF A SUITABLE SEED BED. DO NOT USE TOPSOIL FROM SITES HAVING JOHNSON GRASS, CANADA THISTLE, QUACK GRASS, NODDING THISTLE OR EXCESSIVE AMOUNTS OF WEEDS OR THEIR RHIZOMES.



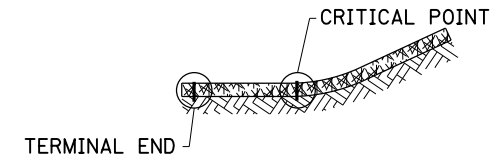
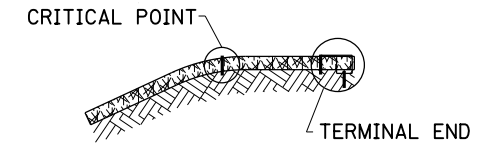
**PROFILE VIEW
DETAIL "A"**



**CROSS SECTION VIEW
DETAIL "B"**



**PROFILE VIEW
DETAIL "C"**



**CRITICAL POINTS
DETAIL "D"**

KENTUCKY DEPARTMENT OF HIGHWAYS			
TURF MAT SLOPE INSTALLATION			
STANDARD DRAWING NO. RDI-040			
SUBMITTED: <i>[Signature]</i>	DIRECTOR, DIVISION OF DESIGN	12-2-11	DATE
APPROVED: <i>[Signature]</i>	STATE HIGHWAY ENGINEER	12-2-11	DATE