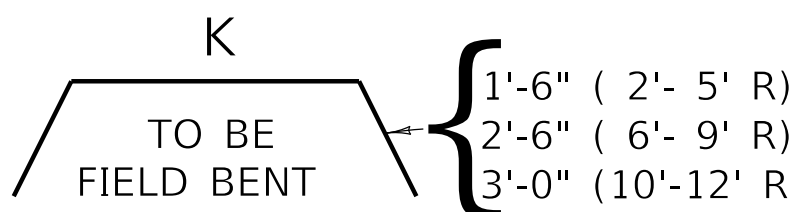


Table with columns for MARK SIZE NO LGTH K and rows for various dimensions (10' X 8', 10' X 9', 10' X 10').

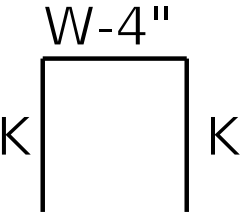
NOTES

- 1 NUMBER OF BARS IN ONE HEADWALL.
2 DIMENSIONS ARE 0. TO 0. OF BARS.
3 ALL BARS ARE STRAIGHT EXCEPT THOSE SHOWN BELOW.
4 R = BOX OR PIPE RISE
5 W = WING WALL WIDTH

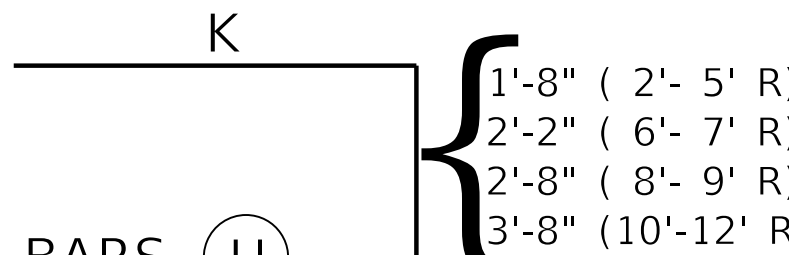
BENT BAR SHAPES



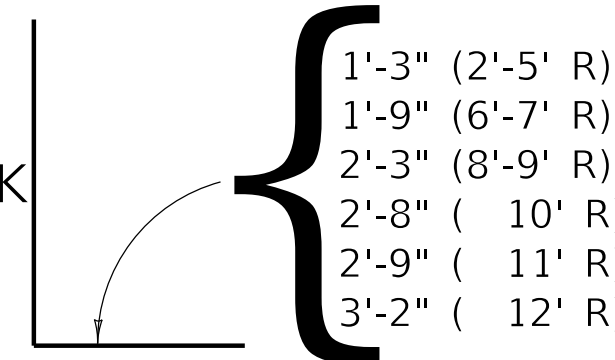
BARS (E)



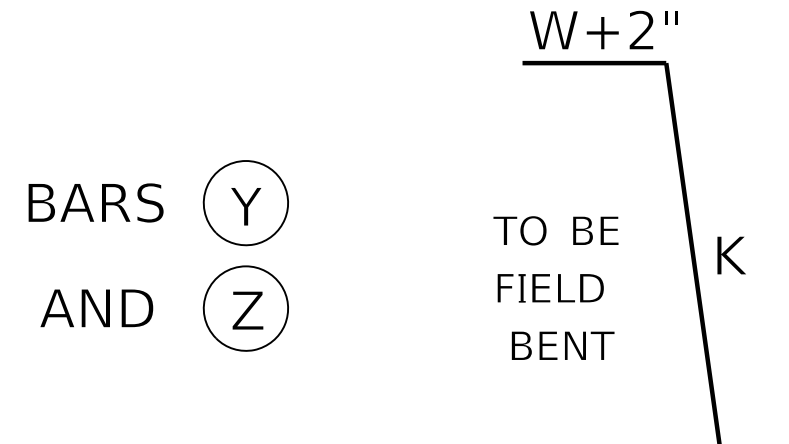
BARS (F), (U) AND (X)



BARS (H)



BARS (P), (V) AND (W)



BARS (Y) AND (Z)

KENTUCKY DEPARTMENT OF HIGHWAYS
BILL OF REINFORCEMENT
10' X 8' - 10' X 10' HEADWALLS
PRECAST BOX CULVERTS
45° SKEW

STANDARD DRAWING NO. RDH-1362-03

SUBMITTED DIRECTOR DIVISION OF DESIGN DATE
APPROVED STATE HIGHWAY ENGINEER DATE