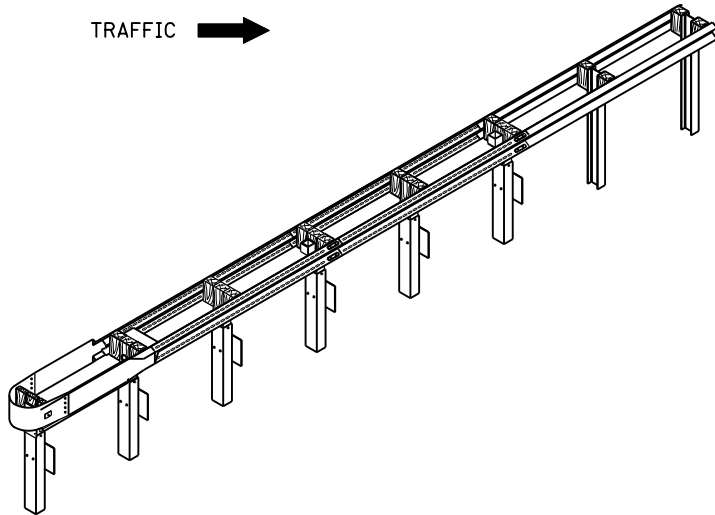
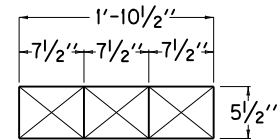


PLAN VIEW

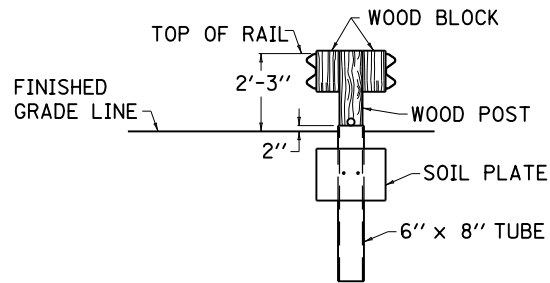
TRAFFIC →



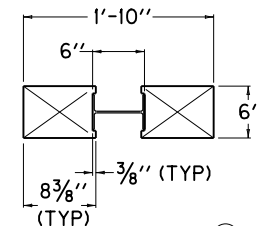
CRASH CUSHION TYPE IX-A  
ISOMETRIC VIEW



WOOD POST ④  
WOOD OFFSET BLOCKS



SECTION A-A



STEEL POST ④  
WOOD OFFSET BLOCKS

~ NOTES ~

1. CRASH CUSHION TYPE IX-A SHALL BE PAID FOR AT THE CONTRACT UNIT PRICE EACH, AND INCLUDES POSTS, RAIL ELEMENTS, OBJECT MARKER TYPE I AND ALL OTHER INCIDENTALS NECESSARY TO COMPLETE THE INSTALLATION AS DETAILED.
- ② OBJECT MARKER TYPE I, (SEE CURRENT MUTCD MANUAL FOR DETAILS) CENTER HORIZ. AND VERT.
3. CRASH CUSHION TYPE IX-A IS A PATENTED (ONE SOURCE) PRODUCT MANUFACTURED BY TRINITY INDUSTRIES, INC. OF DALLAS, TX. (SEE KYTC APPROVED SHOP DRAWINGS)
- ④ AT POST P7 AND P8 THE POSTS AND OFFSET BLOCKS MAY BE WOOD OR STEEL POST AND WOOD OFFSET BLOCKS.
- ⑤ POST P1 THROUGH P8 ARE SPACED 6'-3" ON CENTER.
6. BACK-UP PLATES REQUIRED AT POST P7.
7. THE MANUFACTURER SHALL FURNISH TWO (2) SETS OF SHOP PLANS TO THE CONTRACTOR WITH EACH INSTALLATION.
8. FOR NON-PAVEMENT APPLICATIONS SEE ROADWAY PLANS FOR GRADING DETAILS.

<b>KENTUCKY DEPARTMENT OF HIGHWAYS</b>	
<b>CRASH CUSHION TYPE IX-A</b>	
STANDARD DRAWING NO. RBE-205-05	
SUBMITTED: <i>David Kott</i>	11-21-07
<small>DIRECTOR DIVISION OF DESIGN</small>	<small>DATE</small>
APPROVED: <i>Matthew M. Matthews</i>	11-21-07
<small>STATE HIGHWAY ENGINEER</small>	<small>DATE</small>