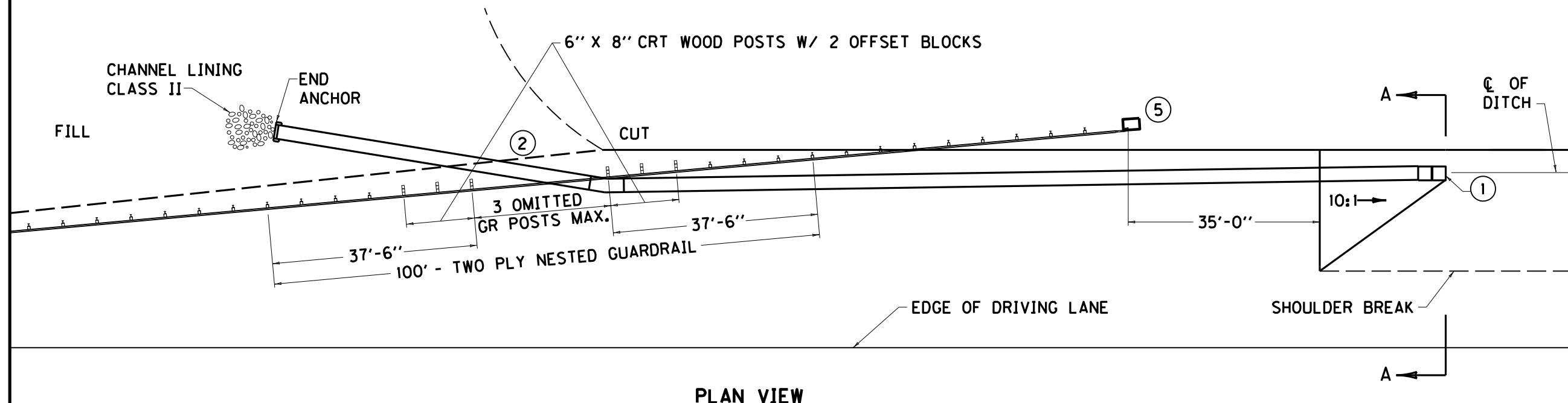
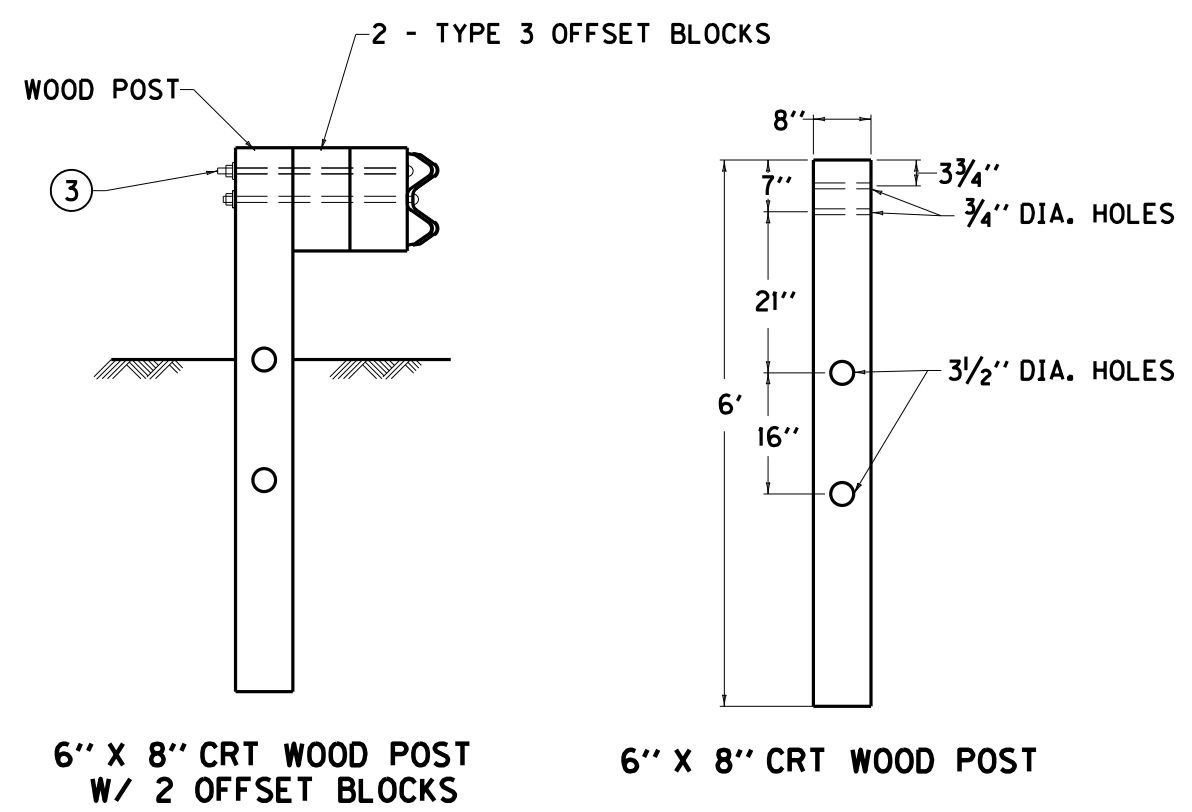


FILE NAME: C:\USERS\JEFF.LAIL\DESKTOP\CURRENT WORK\MODIFIED TYPE 3 END TREATMENT\SEPIA 025.DGN
 USER: jeff.lail
 DATE PLOTTED: April 15, 2014
 E-SHEET NAME:
 MicroStation v8.11.7.443

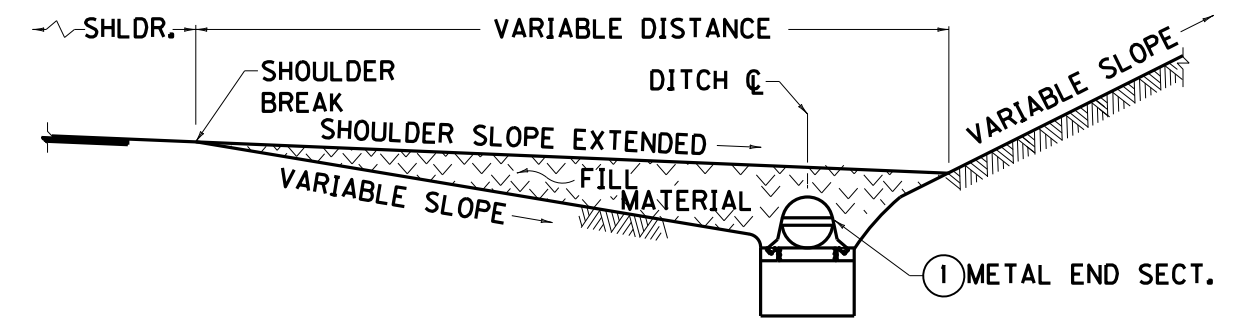


PLAN VIEW



6" X 8" CRT WOOD POST
W/ 2 OFFSET BLOCKS

6" X 8" CRT WOOD POST



SECTION A-A

- NOTES
- ① SEE CURRENT STANDARD DRAWING RDB-150 AND RDB-160 FOR METAL END SECTIONS.
 - ② A MINIMUM DISTANCE OF 5'-0" BEHIND THE RAIL SHALL BE CLEAR OF ANY FIXED OBJECT HAZARDS.
 - ③ 1 - 5/8" DIA. BOLT WITH TWO ROUND WASHERS.
 4. BID ITEMS AND UNIT TO BID:
 - A. CHANNEL LINING CLASS II - TON
 - B. END ANCHOR - CU. YD.
 - C. PIPE - L.F.
 SEE CURRENT STANDARD DRAWING RBR-030 FOR OTHER BID ITEMS.
 - ⑤ SEE STANDARD DRAWING RBR-032 FOR ALTERNATE END ANCHOR.

USE WITH CUR. STD. DWGS.
 RDX-060, RDX-065, RBR-030,
 RBR-032, RDB-150 AND RDB-160

KENTUCKY
 DEPARTMENT OF HIGHWAYS
**GUARDRAIL END
 TREATMENT TYPE 3
 PIPE DRAINAGE DETAIL**

SUBMITTED *William S. Gallo* DATE 7-22-14
 025