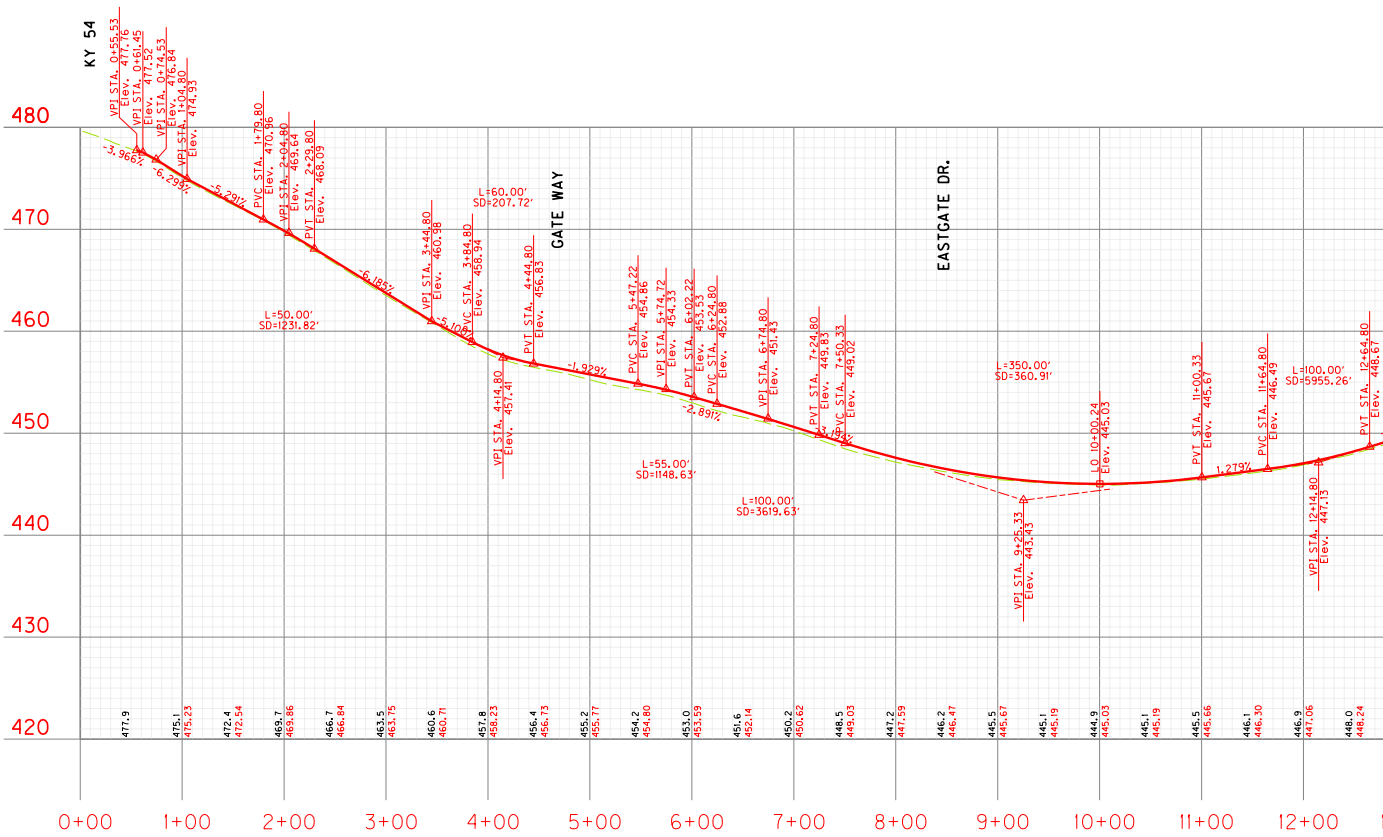
KY 54
GATE WAY
EASTGATE DR.
VPI STA. 0+55.53
Elev. 477.76
VPI STA. 0+61.45
Elev. 477.52
VPI STA. 0+74.53
Elev. 476.84
VPI STA. 1+04.80
Elev. 474.93
PVC STA. 1+79.80
Elev. 470.96
VPI STA. 2+04.80
Elev. 469.64
PVT STA. 2+29.80
Elev. 468.09
VPI STA. 3+44.80
Elev. 460.98
PVC STA. 3+84.80
Elev. 458.94
VPI STA. 4+14.80
Elev. 457.41
PVT STA. 4+44.80
Elev. 456.83
PVC STA. 5+47.22
Elev. 454.86
VPI STA. 5+74.72
Elev. 454.33
PVT STA. 6+02.22
Elev. 453.53
PVC STA. 6+24.80
Elev. 452.88
VPI STA. 6+74.80
Elev. 451.43
PVT STA. 7+24.80
Elev. 449.83
PVC STA. 7+50.33
Elev. 449.02
VPI STA. 9+25.33
Elev. 443.43
LO 10+00.24
Elev. 445.03
PVT STA. 11+00.33
Elev. 445.67
PVC STA. 11+64.80
Elev. 446.49
VPI STA. 12+14.80
Elev. 447.13
PVT STA. 12+64.80
Elev. 448.67
-3.966%
-6.299%
-5.291%
-6.185%
-5.100%
-1.929%
-2.891%
1.279%
L=50.00'
SD=1231.82'
L=60.00'
SD=207.72'
L=55.00'
SD=1148.63'
L=100.00'
SD=3619.63'
L=350.00'
SD=360.91'
L=100.00'
SD=5955.26'
480
470
460
450
440
430
420
477.9
475.1
475.23
472.4
472.54
469.7
469.86
466.7
466.84
463.5
463.75
460.6
460.71
457.8
458.23
456.4
456.73
455.2
455.77
454.2
454.80
453.0
453.59
451.6
452.14
450.2
450.62
448.5
449.03
447.2
447.59
446.2
446.47
445.5
445.67
445.1
445.19
444.9
445.03
445.1
445.19
445.5
445.66
446.1
446.30
446.9
447.06
448.0
448.24
0+00
1+00
2+00
3+00
4+00
5+00
6+00
7+00
8+00
9+00
10+00
11+00
12+00

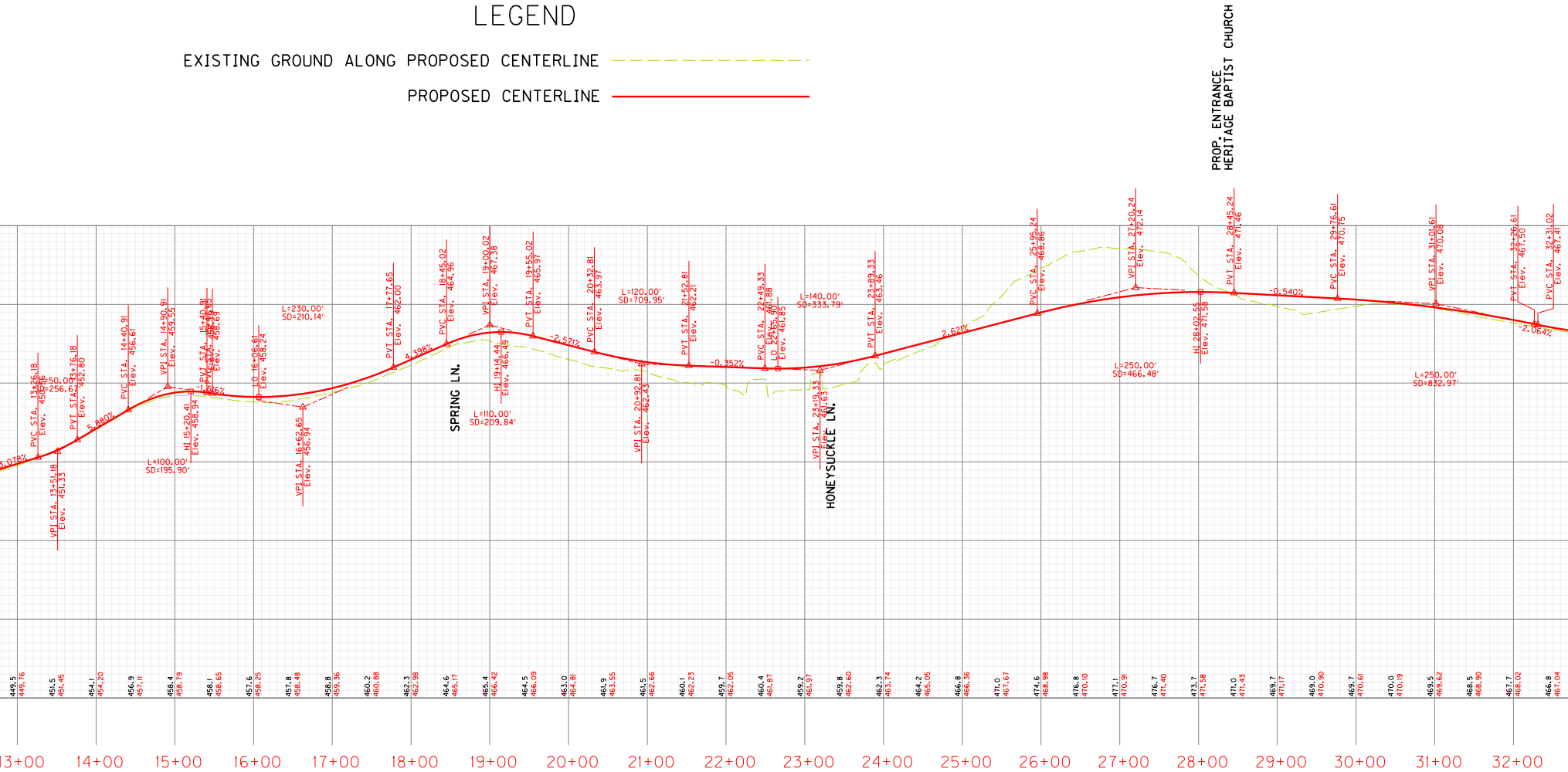
LEGEND
EXISTING GROUND ALONG PROPOSED CENTERLINE
PROPOSED CENTERLINE
PROP. ENTRANCE
HERITAGE BAPTIST CHURCH
SPRING LN.
HONEYSUCKLE LN.
.078%
PVC STA. 13+26.18 Elev. 450.56
L=50.00'
SD=256.67'
VPI STA. 13+51.18 Elev. 451.33
PVT STA. 13+76.18 Elev. 452.80
5.880%
PVC STA. 14+40.91 Elev. 456.61
VPI STA. 14+90.91 Elev. 459.55
HI 15+20.41 Elev. 458.94
L=100.00'
SD=195.90'
PVT STA. 15+40.91 Elev. 458.65
PVC STA. 15+45.65 Elev. 458.69
-1.516%
LO 16+06.61 Elev. 458.24
L=230.00'
SD=210.14'
VPI STA. 16+62.65 Elev. 456.94
PVT STA. 17+77.65 Elev. 462.00
4.398%
PVC STA. 18+45.02 Elev. 464.96
VPI STA. 19+00.02 Elev. 467.38
HI 19+14.44 Elev. 466.49
L=110.00'
SD=209.84'
PVT STA. 19+55.02 Elev. 465.97
-2.571%
PVC STA. 20+32.81 Elev. 463.97
L=120.00'
SD=709.95'
VPI STA. 20+92.81 Elev. 462.43
PVT STA. 21+52.81 Elev. 462.21
-0.352%
PVC STA. 22+49.33 Elev. 461.88
LO 22+65.90 Elev. 461.85
L=140.00'
SD=333.79'
VPI STA. 23+19.33 Elev. 461.63
PVT STA. 23+89.33 Elev. 463.46
2.621%
PVC STA. 25+95.24 Elev. 468.86
VPI STA. 27+20.24 Elev. 472.14
L=250.00'
SD=466.48'
HI 28+02.55 Elev. 471.58
PVT STA. 28+45.24 Elev. 471.46
-0.540%
PVC STA. 29+76.61 Elev. 470.75
VPI STA. 31+01.61 Elev. 470.08
L=250.00'
SD=832.97'
PVT STA. 32+26.61 Elev. 467.50
PVC STA. 32+31.02 Elev. 467.41
-2.064%
449.5 449.76
451.5 451.45
454.1 454.20
456.9 457.11
458.4 458.79
458.1 458.65
457.6 458.25
457.8 458.48
458.8 459.36
460.2 460.88
462.3 462.98
464.6 465.17
465.4 466.42
464.5 466.09
463.0 464.81
461.9 463.55
461.5 462.66
460.1 462.23
459.7 462.05
460.4 461.87
459.2 461.97
459.8 462.60
462.3 463.74
464.2 465.05
466.8 466.36
471.0 467.67
474.6 468.98
476.8 470.10
477.1 470.91
476.7 471.40
473.7 471.58
471.0 471.43
469.7 471.17
469.0 470.90
469.7 470.61
470.0 470.19
469.5 469.62
468.5 468.90
467.7 468.02
466.8 467.04
13+00
14+00
15+00
16+00
17+00
18+00
19+00
20+00
21+00
22+00
23+00
24+00
25+00
26+00
27+00
28+00
29+00
30+00
31+00
32+00

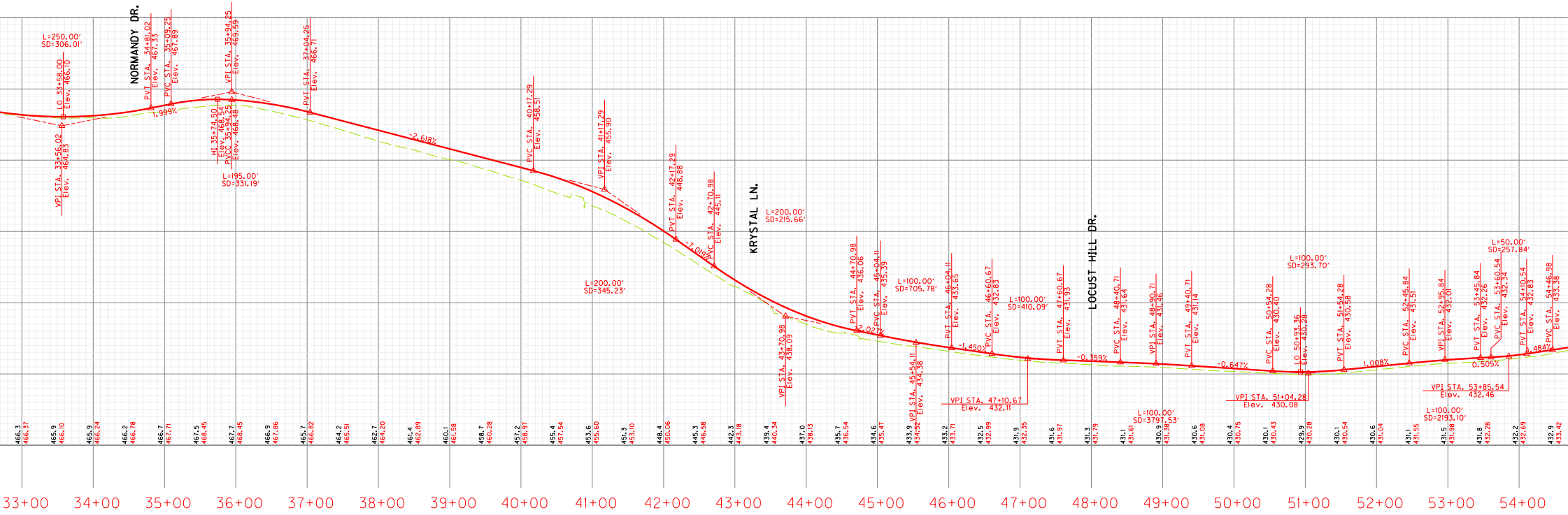
L=250.00'
SD=306.01'
LO 33+58.00
Elev. 466.10
VPI STA. 33+56.02
Elev. 464.83
NORMANDY DR.
PVT STA. 34+81.02
Elev. 467.33
PVC STA. 35+09.25
Elev. 467.89
1.999%
HI 35+74.50
Elev. 468.54
PVCC 35+94.25
Elev. 468.48
VPI STA. 35+94.25
Elev. 469.59
L=195.00'
SD=331.19'
PVT STA. 37+04.25
Elev. 466.71
-2.618%
PVC STA. 40+17.29
Elev. 458.51
VPI STA. 41+17.29
Elev. 455.90
L=200.00'
SD=345.23'
PVT STA. 42+17.29
Elev. 448.88
-7.019%
PVC STA. 42+70.98
Elev. 445.11
KRYSTAL LN.
L=200.00'
SD=215.66'
VPI STA. 43+70.98
Elev. 438.09
PVT STA. 44+70.98
Elev. 436.06
-2.027%
PVC STA. 45+04.11
Elev. 435.39
VPI STA. 45+54.11
Elev. 434.38
L=100.00'
SD=705.78'
PVT STA. 46+04.11
Elev. 433.65
-1.450%
PVC STA. 46+60.67
Elev. 432.83
L=100.00'
SD=410.09'
VPI STA. 47+10.67
Elev. 432.11
PVT STA. 47+60.67
Elev. 431.93
-0.359%
LOCUST HILL DR.
PVC STA. 48+40.71
Elev. 431.64
VPI STA. 48+90.71
Elev. 431.46
L=100.00'
SD=3797.53'
PVT STA. 49+40.71
Elev. 431.14
-0.647%
PVC STA. 50+54.28
Elev. 430.40
L=100.00'
SD=293.70'
LO 50+93.36
Elev. 430.28
VPI STA. 51+04.28
Elev. 430.08
PVT STA. 51+54.28
Elev. 430.58
1.008%
PVC STA. 52+45.84
Elev. 431.51
VPI STA. 52+95.84
Elev. 432.01
L=100.00'
SD=2193.10'
PVT STA. 53+45.84
Elev. 432.26
0.505%
L=50.00'
SD=257.84'
PVC STA. 53+60.54
Elev. 432.34
VPI STA. 53+85.54
Elev. 432.46
PVT STA. 54+10.54
Elev. 432.83
1.484%
PVC STA. 54+46.98
Elev. 433.38
466.3
466.37
465.9
466.10
465.9
466.24
466.2
466.78
466.7
467.71
467.5
468.45
467.7
468.45
466.9
467.86
465.7
466.82
464.2
465.51
462.7
464.20
461.4
462.89
460.1
461.58
458.7
460.28
457.2
458.97
455.4
457.54
453.6
455.60
451.3
453.10
448.4
450.06
445.3
446.58
442.3
443.18
439.4
440.34
437.0
438.13
435.7
436.54
434.6
435.47
433.9
434.52
433.2
433.71
432.5
432.99
431.9
432.35
431.6
431.97
431.3
431.79
431.1
431.61
430.9
431.38
430.6
431.08
430.4
430.75
430.1
430.43
429.9
430.28
430.1
430.54
430.6
431.04
431.1
431.55
431.5
431.98
431.8
432.28
432.2
432.69
432.9
433.42
33+00
34+00
35+00
36+00
37+00
38+00
39+00
40+00
41+00
42+00
43+00
44+00
45+00
46+00
47+00
48+00
49+00
50+00
51+00
52+00
53+00
54+00

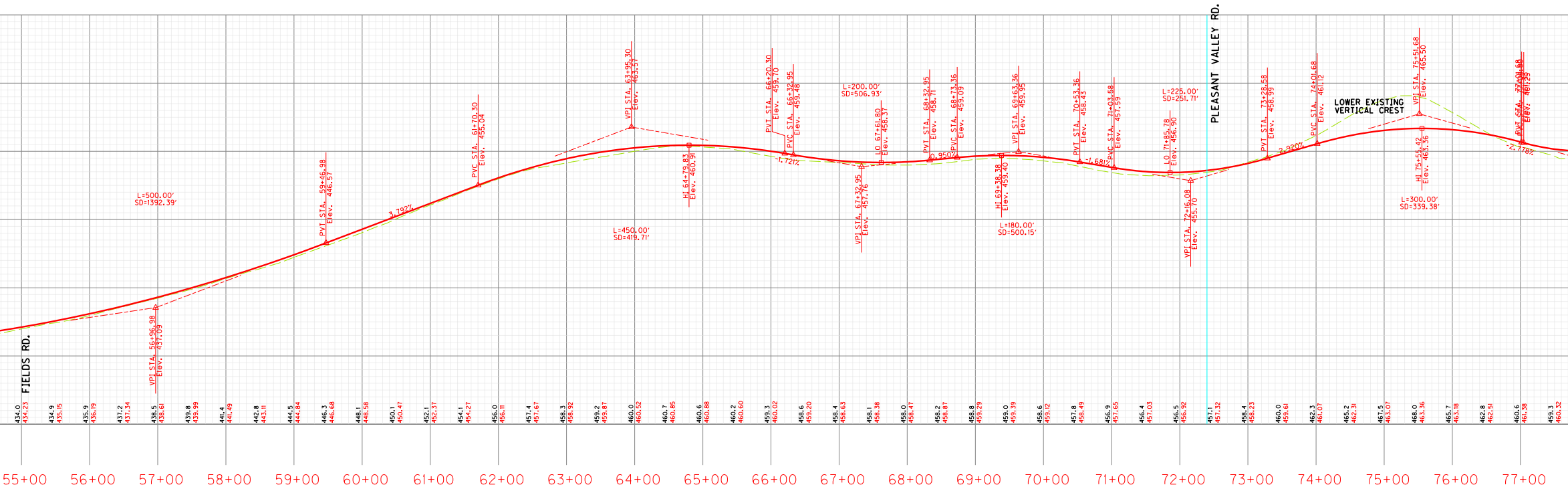
FIELDS RD.
VPI STA. 56+96.98
Elev. 437.09
L=500.00'
SD=1392.39'
PVT STA. 59+46.98
Elev. 446.57
3.792%
PVC STA. 61+70.30
Elev. 455.04
VPI STA. 63+95.30
Elev. 463.57
L=450.00'
SD=419.71'
HI 64+79.83
Elev. 460.91
PVT STA. 66+20.30
Elev. 459.70
PVC STA. 66+32.95
Elev. 459.48
-1.721%
L=200.00'
SD=506.93'
VPI STA. 67+32.95
Elev. 457.76
LO 67+61.80
Elev. 458.37
PVT STA. 68+32.95
Elev. 458.71
0.950%
PVC STA. 68+73.36
Elev. 459.09
HI 69+38.38
Elev. 459.40
VPI STA. 69+63.36
Elev. 459.95
L=180.00'
SD=500.15'
PVT STA. 70+53.36
Elev. 458.43
-1.681%
PVC STA. 71+03.58
Elev. 457.59
L=225.00'
SD=251.71'
LO 71+85.78
Elev. 456.90
VPI STA. 72+16.08
Elev. 455.70
PLEASANT VALLEY RD.
PVT STA. 73+28.58
Elev. 458.99
2.920%
PVC STA. 74+01.68
Elev. 461.12
LOWER EXISTING
VERTICAL CREST
VPI STA. 75+51.68
Elev. 465.50
HI 75+55.42
Elev. 463.36
L=300.00'
SD=339.38'
PVT STA. 77+01.68
Elev. 461.29
-2.778%
434.0
434.23
434.9
435.15
435.9
436.19
437.2
437.34
438.5
438.61
439.8
439.99
441.4
441.49
442.8
443.11
444.5
444.84
446.3
446.68
448.1
448.58
450.1
450.47
452.1
452.37
454.1
454.27
456.0
456.11
457.4
457.67
458.3
458.92
459.2
459.87
460.0
460.52
460.7
460.85
460.6
460.88
460.2
460.60
459.3
460.02
458.6
459.20
458.4
458.63
458.1
458.38
458.0
458.47
458.2
458.87
458.8
459.29
459.0
459.39
458.6
459.12
457.8
458.49
456.9
457.65
456.4
457.03
456.5
456.92
457.1
457.32
458.4
458.23
460.0
459.61
462.3
461.07
465.2
462.31
467.5
463.07
468.0
463.36
465.7
463.18
462.8
462.51
460.6
461.38
459.3
460.32
55+00
56+00
57+00
58+00
59+00
60+00
61+00
62+00
63+00
64+00
65+00
66+00
67+00
68+00
69+00
70+00
71+00
72+00
73+00
74+00
75+00
76+00
77+00

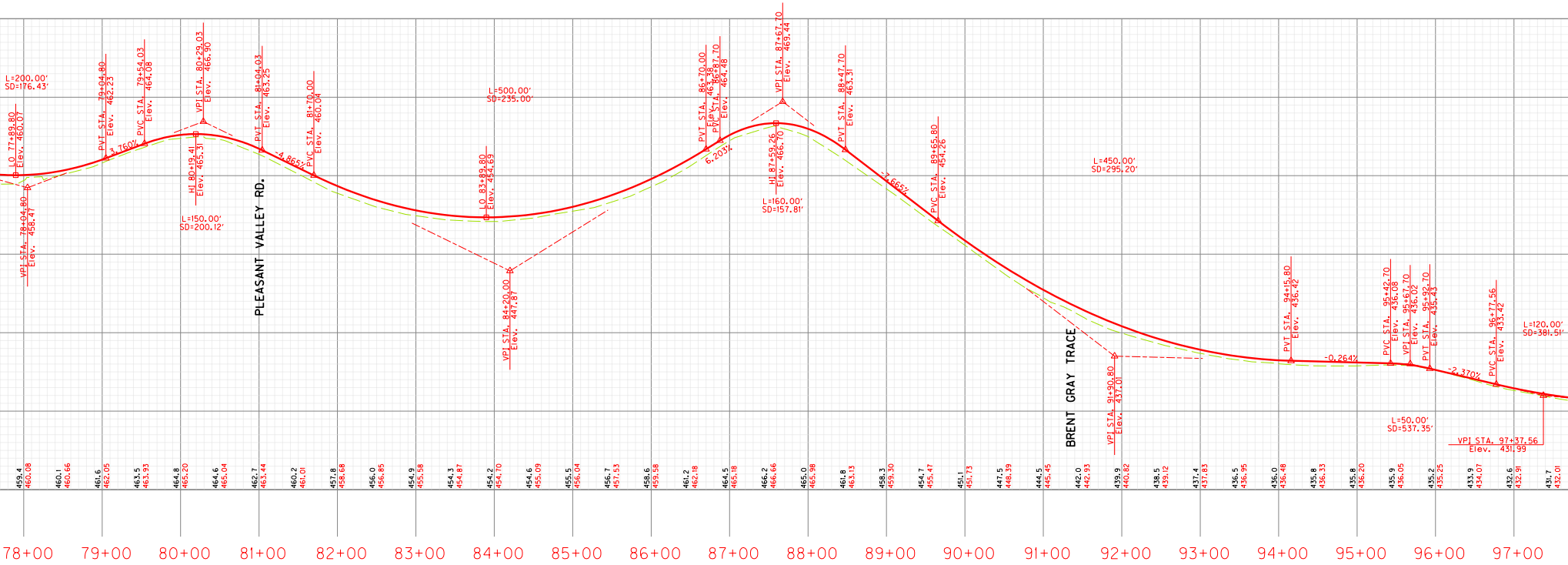
L=200.00'
SD=176.43'
LO 77+89.80
Elev. 460.07
VPI STA. 78+04.80
Elev. 458.47
PVT STA. 79+04.80
Elev. 462.23
3.760%
PVC STA. 79+54.03
Elev. 464.08
VPI STA. 80+29.03
Elev. 466.90
HI 80+19.41
Elev. 465.31
L=150.00'
SD=200.12'
PVT STA. 81+04.03
Elev. 463.25
-4.865%
PVC STA. 81+70.00
Elev. 460.04
PLEASANT VALLEY RD.
L=500.00'
SD=235.00'
LO 83+89.80
Elev. 454.69
VPI STA. 84+20.00
Elev. 447.87
PVT STA. 86+70.00
Elev. 463.38
6.203%
PVC STA. 86+87.70
Elev. 464.48
VPI STA. 87+67.70
Elev. 469.44
HI 87+59.26
Elev. 466.70
L=160.00'
SD=157.81'
PVT STA. 88+47.70
Elev. 463.31
-7.665%
PVC STA. 89+65.80
Elev. 454.26
L=450.00'
SD=295.20'
BRENT GRAY TRACE
VPI STA. 91+90.80
Elev. 437.01
PVT STA. 94+15.80
Elev. 436.42
-0.264%
PVC STA. 95+42.70
Elev. 436.08
VPI STA. 95+67.70
Elev. 436.02
PVT STA. 95+92.70
Elev. 435.43
L=50.00'
SD=537.35'
-2.370%
PVC STA. 96+77.56
Elev. 433.42
L=120.00'
SD=381.51'
VPI STA. 97+37.56
Elev. 431.99
459.4 460.08
460.1 460.66
461.6 462.05
463.5 463.93
464.8 465.20
464.6 465.04
462.7 463.44
460.2 461.01
457.8 458.68
456.0 456.85
454.9 455.58
454.3 454.87
454.2 454.70
454.6 455.09
455.5 456.04
456.7 457.53
458.6 459.58
461.2 462.18
464.5 465.18
466.2 466.66
465.0 465.98
461.8 463.13
458.3 459.30
454.7 455.47
451.1 451.73
447.5 448.39
444.5 445.45
442.0 442.93
439.9 440.82
438.5 439.12
437.4 437.83
436.5 436.95
436.0 436.48
435.8 436.33
435.8 436.20
435.9 436.05
435.2 435.25
433.9 434.07
432.6 432.91
431.7 432.01
78+00
79+00
80+00
81+00
82+00
83+00
84+00
85+00
86+00
87+00
88+00
89+00
90+00
91+00
92+00
93+00
94+00
95+00
96+00
97+00

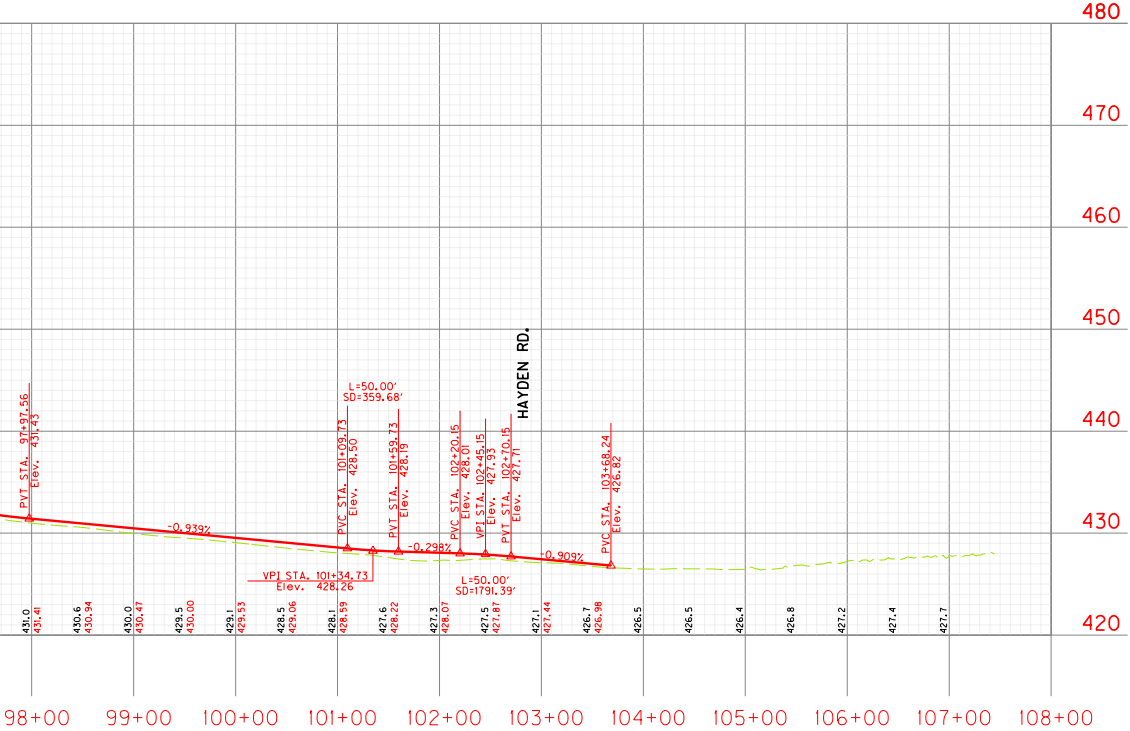
480
470
460
450
440
430
420
HAYDEN RD.
PVT STA. 97+97.56
Elev. 431.43
-0.939%
L=50.00'
SD=359.68'
PVC STA. 101+09.73
Elev. 428.50
VPI STA. 101+34.73
Elev. 428.26
PVT STA. 101+59.73
Elev. 428.19
-0.298%
PVC STA. 102+20.15
Elev. 428.01
VPI STA. 102+45.15
Elev. 427.93
PVT STA. 102+70.15
Elev. 427.71
L=50.00'
SD=1791.39'
-0.909%
PVC STA. 103+68.24
Elev. 426.82
431.0
431.41
430.6
430.94
430.0
430.47
429.5
430.00
429.1
429.53
428.5
429.06
428.1
428.59
427.6
428.22
427.3
428.07
427.5
427.87
427.1
427.44
426.7
426.98
426.5
426.5
426.4
426.8
427.2
427.4
427.7
98+00
99+00
100+00
101+00
102+00
103+00
104+00
105+00
106+00
107+00
108+00