



CALL NO. 333

CONTRACT ID. 193157

MONROE COUNTY

FED/STATE PROJECT NUMBER CB06 086 0678 008-014

DESCRIPTION STRINGTOWN FLIPPIN RD (KY 678)

WORK TYPE ASPHALT RESURFACING

PRIMARY COMPLETION DATE 11/30/2019

LETTING DATE: July 26,2019

Sealed Bids will be received electronically through the Bid Express bidding service until 10:00 AM EASTERN DAYLIGHT TIME July 26,2019. Bids will be publicly announced at 10:00 AM EASTERN DAYLIGHT TIME.

NO PLANS ASSOCIATED WITH THIS PROJECT.

REQUIRED BID PROPOSAL GUARANTY: Not less than 5% of the total bid.

TABLE OF CONTENTS

PART I	SCOPE OF WORK
	<ul style="list-style-type: none">• PROJECT(S), COMPLETION DATE(S), & LIQUIDATED DAMAGES• CONTRACT NOTES• STATE CONTRACT NOTES• ASPHALT MIXTURE• DGA BASE FOR SHOULDERS• INCIDENTAL SURFACING• FUEL AND ASPHALT PAY ADJUSTMENT• COMPACTION OPTION B• SPECIAL NOTE(S) APPLICABLE TO PROJECT• WASTE AND BORROW SITES• COORDINATION OF WORK WITH OTHER CONTRACTS• ASPHALT MIX PAVEMENT WEDGE MONOLITHIC OPERATION• EDGE KEY (BY TON)• ASPHALT MILLING AND TEXTURING• TYPICAL SECTION DIMENSIONS• TRAFFIC CONTROL PLAN 2 LANE• DURABLE PAVEMENT EDGE DETAILS• SKETCH MAP(S)• SUMMARY SHEET(S)• TYPICAL SECTION(S)
PART II	SPECIFICATIONS AND STANDARD DRAWINGS
	<ul style="list-style-type: none">• SPECIFICATIONS REFERENCE• SUPPLEMENTAL SPECIFICATION• STANDARD DRAWINGS THAT APPLY• SHOULDER AND EDGE LINE RUMBLE STRIP DETAILS• EDGE LINE RUMBLE STRIP DETAILS TWO LANE ROADWAYS
PART III	EMPLOYMENT, WAGE AND RECORD REQUIREMENTS
	<ul style="list-style-type: none">• LABOR AND WAGE REQUIREMENTS• EXECUTIVE BRANCH CODE OF ETHICS• KENTUCKY EQUAL EMPLOYMENT OPPORTUNITY ACT OF 1978 LOCALITY / STATE• PROJECT WAGE RATES / STATE
PART IV	INSURANCE
PART V	BID ITEMS

PART I
SCOPE OF WORK

ADMINISTRATIVE DISTRICT - 03

CONTRACT ID - 193157

CB06 086 0678 008-014

COUNTY - MONROE

PCN - 0308606781901

CB06 086 0678 008-014

STRINGTOWN FLIPPIN RD (KY 678) (MP 8.595) FROM THE EAST END OF B00048N EXTENDING EAST TO KY 63
(MP 13.897), A DISTANCE OF 05.30 MILES.ASPHALT RESURFACING
GEOGRAPHIC COORDINATES LATITUDE 36:46:44.70 LONGITUDE 85:51:17.80

COMPLETION DATE(S):

COMPLETED BY 11/30/2019

APPLIES TO ENTIRE CONTRACT

CONTRACT NOTES

PROPOSAL ADDENDA

All addenda to this proposal must be applied when calculating bid and certified in the bid packet submitted to the Kentucky Department of Highways. Failure to use the correct and most recent addenda may result in the bid being rejected.

BID SUBMITTAL

Bidder must use the Department's electronic bidding software. The Bidder must download the bid file located on the Bid Express website (www.bidx.com) to prepare a bid packet for submission to the Department. The bidder must submit electronically using Bid Express.

JOINT VENTURE BIDDING

Joint venture bidding is permissible. All companies in the joint venture must be prequalified in one of the work types in the Qualifications for Bidders for the project. The bidders must get a vendor ID for the joint venture from the Division of Construction Procurement and register the joint venture as a bidder on the project. Also, the joint venture must obtain a digital ID from Bid Express to submit a bid. A joint bid bond of 5% may be submitted for both companies or each company may submit a separate bond of 5%.

UNDERGROUND FACILITY DAMAGE PROTECTION

The contractor shall make every effort to protect underground facilities from damage as prescribed in the Underground Facility Damage Protection Act of 1994, Kentucky Revised Statute KRS 367.4901 to 367.4917. It is the contractor's responsibility to determine and take steps necessary to be in compliance with federal and state damage prevention directives. When prescribed in said directives, the contractor shall submit Excavation Locate Requests to the Kentucky Contact Center (KY811) via web ticket entry. The submission of this request does not relieve the contractor from the responsibility of contacting non-member facility owners, whom shall be contacted through their individual Protection Notification Center. Non-compliance with these directives can result in the enforcement of penalties.

REGISTRATION WITH THE SECRETARY OF STATE BY A FOREIGN ENTITY

Pursuant to KRS 176.085(1)(b), an agency, department, office, or political subdivision of the Commonwealth of Kentucky shall not award a state contract to a person that is a foreign entity required by [KRS 14A.9-010](#) to obtain a certificate of authority to transact business in the Commonwealth ("certificate") from the Secretary of State under [KRS 14A.9-030](#) unless the person produces the certificate within fourteen (14) days of the bid or proposal opening. If the foreign entity is not required to obtain a certificate as provided in [KRS 14A.9-010](#), the foreign entity should identify the applicable exception. Foreign entity is defined within [KRS 14A.1-070](#).

For all foreign entities required to obtain a certificate of authority to transact business in the Commonwealth, if a copy of the certificate is not received by the contracting agency within the time frame identified above, the foreign entity's solicitation response shall be deemed non-responsive or the awarded contract shall be cancelled.

Businesses can register with the Secretary of State at <https://secure.kentucky.gov/sos/ftbr/welcome.aspx>.

SPECIAL NOTE FOR PROJECT QUESTIONS DURING ADVERTISEMENT

Questions about projects during the advertisement should be submitted in writing to the Division of Construction Procurement. This may be done by fax (502) 564-7299 or email to kytc.projectquestions@ky.gov. The Department will attempt to answer all submitted questions. The Department reserves the right not to answer if the question is not pertinent or does not aid in clarifying the project intent.

The deadline for posting answers will be 3:00 pm Eastern Daylight Time, the day preceding the Letting. Questions may be submitted until this deadline with the understanding that the later a question is submitted, the less likely an answer will be able to be provided.

The questions and answers will be posted for each Letting under the heading "Questions & Answers" on the Construction Procurement website (www.transportation.ky.gov/contract). The answers provided shall be considered part of this Special Note and, in case of a discrepancy, will govern over all other bidding documents.

HARDWOOD REMOVAL RESTRICTIONS

The US Department of Agriculture has imposed a quarantine in Kentucky and several surrounding states, to prevent the spread of an invasive insect, the emerald ash borer. Hardwood cut in conjunction with the project may not be removed from the state. Chipping or burning on site is the preferred method of disposal.

INSTRUCTIONS FOR EXCESS MATERIAL SITES AND BORROW SITES

Identification of excess material sites and borrow sites shall be the responsibility of the Contractor. The Contractor shall be responsible for compliance with all applicable state and federal laws and may wish to consult with the US Fish and Wildlife Service to seek protection under Section 10 of the Endangered Species Act for these activities.

ACCESS TO RECORDS

The contractor, as defined in KRS 45A.030 (9) agrees that the contracting agency, the Finance and Administration Cabinet, the Auditor of Public Accounts, and the Legislative Research Commission, or their duly authorized representatives, shall have access to any books, documents, papers, records, or other evidence, which are directly pertinent to this contract for the purpose of financial audit or program review. Records and other prequalification information confidentially

disclosed as part of the bid process shall not be deemed as directly pertinent to the contract and shall be exempt from disclosure as provided in KRS 61.878(1)(c). The contractor also recognizes that any books, documents, papers, records, or other evidence, received during a financial audit or program review shall be subject to the Kentucky Open Records Act, KRS 61.870 to 61.884.

In the event of a dispute between the contractor and the contracting agency, Attorney General, or the Auditor of Public Accounts over documents that are eligible for production and review, the Finance and Administration Cabinet shall review the dispute and issue a determination, in accordance with Secretary's Order 11-004.

April 30, 2018

SPECIAL NOTE FOR RECIPROCAL PREFERENCE

RECIPROCAL PREFERENCE TO BE GIVEN BY PUBLIC AGENCIES TO RESIDENT BIDDERS

By reference, KRS 45A.490 to 45A.494 are incorporated herein and in compliance regarding the bidders residency. Bidders who want to claim resident bidder status should complete the Affidavit for Claiming Resident Bidder Status along with their bid in the electronic bidding software. Submittal of the Affidavit should be done along the bid in Bid Express.

April 30, 2018

ASPHALT MIXTURE

Unless otherwise noted, the Department estimates the rate of application for all asphalt mixtures to be 110 lbs/sy per inch of depth.

DGA BASE FOR SHOULDERS

Unless otherwise noted, the Department estimates the rate of application for DGA Base for Shoulders to be 115 lbs/sy per inch of depth. The Department will not measure necessary grading and/or shaping of existing shoulders prior to placing of DGA Base, but shall be incidental to the Contract unit price per ton for DGA Base.

Accept payment at the Contract unit price per ton as full compensation for all labor, materials, equipment, and incidentals for grading and/or shaping of existing shoulders and furnishing, placing, and compacting the DGA Base.

INCIDENTAL SURFACING

The Department has included in the quantities of asphalt mixtures established in the proposal estimated quantities required for resurfacing or surfacing mailbox turnouts, farm field entrances, residential and commercial entrances, curve widening, ramp gores and tapers, and road and street approaches, as applicable. Pave these areas to the limits as shown on Standard Drawing RPM-110-06 or as directed by the Engineer. In the event signal detectors are present in the intersecting streets or roads, pave the crossroads to the right of way limit or back of the signal detector, whichever is the farthest back of the mainline. Surface or resurface these areas as directed by the Engineer. The Department will not measure placing and compacting for separate payment but shall be incidental to the Contract unit price for the asphalt mixtures.

FUEL AND ASPHALT PAY ADJUSTMENT

The Department has included the Contract items Asphalt Adjustment and Fuel Adjustment for possible future payments at an established Contract unit price of \$1.00. The Department will calculate actual adjustment quantities after work is completed. If existing Contract amount is insufficient to pay all items on the contract with the adjustments, the Department will establish additional monies with a change order.

OPTION B

Be advised that the Department will control and accept compaction of asphalt mixtures furnished on this project under OPTION B in accordance with Sections 402 and 403.

SPECIAL NOTE FOR BASE FAILURE REPAIR

Repair locations listed on the summary are approximate only. The Engineer will determine actual repair locations and dimensions at the time of construction. Prior to overall milling and/or leveling and wedging, excavate the designated base failure areas by milling to a depth 8 inches below the existing asphalt pavement surface level. Dispose of the excavated materials at waste sites off the Right-of-Way obtained by the Contractor at no additional cost to the Department. See Special Note for Waste and Borrow.

On the same day trench is excavated, backfill the excavated area with 8 inches of Class 2 Asphalt Base 1.00 D PG64-22 in 4 inch maximum courses up to the existing pavement surface. Line the bottom of Excavation in Type IV Geotextile Fabric before beginning placement of asphalt base. Compact the asphalt base to the compaction required in Section 403.03.10. Seal the asphalt base with leveling and wedging. Perform all base failure repairs in such a manner that removal and replacement are completed on the same day. Do this work as one of the Contractor's first operations in order to allow further compaction by traffic. Do not mill or place new asphalt surface over repaired base failure areas until a minimum of 7 calendar days have elapsed after placement of the asphalt base. After a minimum of 7 calendar days and when the Engineer determines the base failure repair areas have sufficiently stabilized, begin milling and/or resurfacing operations. Prior to milling and/or constructing the new asphalt surface, level and wedge any settlement of the repair areas.

The bidder must draw conclusions as to the conditions encountered. The Department does not give any guarantee as to the accuracy of the data and will not consider any claim for additional compensation if the materials encountered that are not in accord with the classification shown.

Accept payment at the Contract unit prices per square yard for Base Failure repair and per ton for Leveling and Wedging as full compensation for all labor, materials, equipment, and incidentals for removing pavement and disposing of the materials, furnishing and placing asphalt base, leveling and wedging, and all other items necessary to complete the work according to these notes to the satisfaction of the Engineer.

1-3606basefailurerepairmillinlaypaybysy
01/02/2012

SPECIAL NOTES FOR PIPE INSTALLATION

I. DESCRIPTION

Except as specified in these notes, perform all work according to the Department's Current Standard and Supplemental Specifications, applicable Special Provisions and Special Notes, Standard and Sepia Drawings, current editions. Section references are to the 2012 Standard Specifications. Furnish all materials, labor, equipment, and incidentals for the following work:

(1) Maintain and Control traffic; (2) Construct new pipe; and (3) all other work required by the Specifications, Standard Drawings, Special Notes and the drawings in the proposal.

II. MATERIALS

The Department will sample and test all materials according to Department's Sampling Manual. Make materials available for sampling a sufficient time in advance of the use of the materials to allow for the necessary time for testing, unless otherwise specified in these notes.

A. Maintain and Control Traffic. See Traffic Control Plan

B. Culvert Pipe. Furnish culvert pipe conforming to Section 810 and Standard Drawings RDI-001-10 and RDI-038-02 designed for a nominal fill cover height of proposed fill and pH range medium or designated by engineer. Verify maximum and minimum fill cover height required for new pipe prior to construction and obtain the Engineer's approval of the gauge of pipe and type of coating prior to delivering pipe to the project. Furnish approved connecting bands or pipe anchors.

C. Backfill. Furnish Flowable Fill and Class 2 Asphalt Base 1.00D PG64-22.

III. CONSTRUCTION METHODS

A. Maintain and Control Traffic. See Traffic Control Plan.

Culvert Pipe
Page 2 of 3

B. Removing Pipe and Excavation. If present, remove existing culvert pipe. Saw cut the existing asphalt pavement and base to a neat edge prior to excavation and removal of the existing pipe. Obtain the Engineer's approval of trench width prior to cutting pavement. Excavate trench and remove pipe as directed or approved by the Engineer without disturbing existing underground utilities. Waste excavated materials, and removed pipe at approved sites off the right of way obtained by the Contractor at no additional cost to the Department. See Special Note For Waste and Borrow.

C. Pipe. Construct culvert pipe at the location designated by the Engineer. Establish final centerline, flow lines and skew to obtain the best fit of the existing ditches and channels. Construct pipe bedding according to Section 701 and the applicable Standard or Sepia Drawings. Use approved connecting bands or concrete anchors as required. Prior to backfilling pipe, obtain the Engineer's approval of the pipe installation. Provide Positive drainage upon completion of pipe installation.

D. Pipe Backfill. Backfill culvert pipe with flowable fill to within (8.0) inches of the existing pavement grade. Extend flowable fill to a minimum of 1 foot beyond the edge of the normal paved shoulder width. Backfill the remainder of the pipe with allowable materials according to Section 701.03.06, asphalt base.

E. Pavement Restoration. Restore the pavement over the flowable (8) inches of Class 2 Asphalt Base 1.00D PG64-22. The Engineer will not require asphalt prime prior to constructing base.

F. Final Dressing Clean Up and Seeding and Protection. After all work is completed, remove all waste and debris from the job site. Grade all disturbed areas to blend with the adjacent roadway features and to provide a suitable seed bed. Perform Class A Final dressing on all disturbed areas. Seed and protect all disturbed earthen areas .

G. Restoration. Be responsible for all damage to public and/or private property resulting from the work. Restore any roadway features or private property disturbed by the work or the Contractor's operations in like kind materials and design as approved by the Engineer and the property owner(s).

H. On-Site Inspection. Prior to submitting a bid, make a thorough inspection of the site and become thoroughly familiarize with existing conditions so that the work can be expeditiously performed after a contract is awarded. The Department will consider submission of a bid as evidence of this inspection having been made and will not honor any claims resulting from site conditions.

I. Caution. Consider information in this proposal and the types and quantities of work listed to be approximate only and do not take as an accurate or complete evaluation of the materials and conditions to be encountered during construction. The bidder must draw his own conclusion as to the conditions encountered. The Department does not give any guarantee as to the accuracy of the data and no claim will be considered for additional compensation or time extension if the conditions encountered are not in accordance with the information shown.

J. Waste. Dispose of all waste off the right-of-way at approved sites obtained by the Contractor at no additional cost to the Department. See Special Notes for Waste and Borrow.

IV. METHOD OF MEASUREMENT

A. Maintain and Control Traffic. See Traffic Control Plan.

B. Culvert Pipe. See Section 701.04.01.

C. Pipe Bedding and Backfill. Pipe bedding, Flowable Fill, Asphalt Base, and earthen materials will not be measured for payment, but shall be incidental to culvert pipe. Asphalt will be measured in tons.

V. BASIS OF PAYMENT.

A. Maintain and Control Traffic. See Traffic Control Plan.

B. Culvert Pipe. Accept payment at the contract unit price per linear foot as full compensation for all labor, materials, equipment, and incidentals for site preparation; bedding and installing pipe; flowable fill and other backfill; restoring pavement; restoring slopes and other disturbed features; final dressing, cleanup, and disposal of all waste.

SPECIAL PROVISION FOR WASTE AND BORROW SITES

Obtain U.S. Army Corps of Engineer's approval before utilizing a waste or borrow site that involves "Waters of the United States". The Corps of Engineers defines "Waters of the United States" as perennial or intermittent streams, ponds or wetlands. The Corps of Engineers also considers ephemeral streams, typically dry except during rainfall but having a defined drainage channel, to be jurisdictional waters. Direct questions concerning any potential impacts to "Waters of the United States" to the attention of the appropriate District Office for the Corps of Engineers for a determination prior to disturbance. Be responsible for any fees associated with obtaining approval for waste and borrow sites from the U.S. Army Corps of Engineer or other appropriate regulatory agencies.

1-296 Waste & Borrow Sites
01/02/2012

COORDINATION OF WORK WITH OTHER CONTRACTS

Be advised, there may be an active project(s) adjacent to or within this project. The Engineer will coordinate the work of the Contractors. See Section 105.06.

1-3193 Coordination Contracts
01/02/2012

SPECIAL NOTE FOR PAVEMENT WEDGE AND SHOULDER MONOLITHIC OPERATION

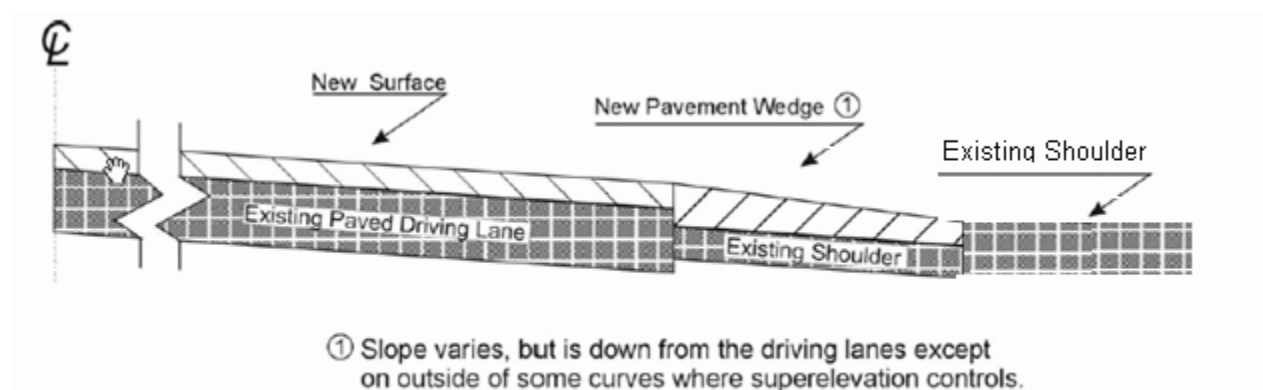
1.0 MATERIALS. Provide an Asphalt Surface Mixture conforming to Section 403 of the Standard Specifications, as applicable to the project, for the pavement wedge.

2.0 CONSTRUCTION. Place the specified Asphalt Surface Mixture on shoulders monolithically with the driving lane. Prime the existing shoulder with tack material as the Engineer directs before placing the wedge. Construct according to Section 403.03 of the Standard Specifications.

Equip the paver with a modified screed that extends the full width of the wedge being placed and is tapered to produce a wedge. Obtain the Engineer's approval of the modified screed before placing shoulder wedge monolithically with the driving lane.

The wedge may vary in thickness at the edge of the milled area in the shoulder. If the area to receive the shoulder wedge is milled prior to placement, during rolling operations pinch the outside edge of the new inlay wedge to match the existing shoulder elevation not being resurfaced. Unless required otherwise by the Contract, construct rolled or sawed rumble strips according to Section 403.03.08, as applicable.

The following sketch is primarily for the computation of quantities; however, the wedge will result in a similar cross-section where sufficient width exists. Do not construct a shoulder for placing the wedge unless specified elsewhere in the Contract.



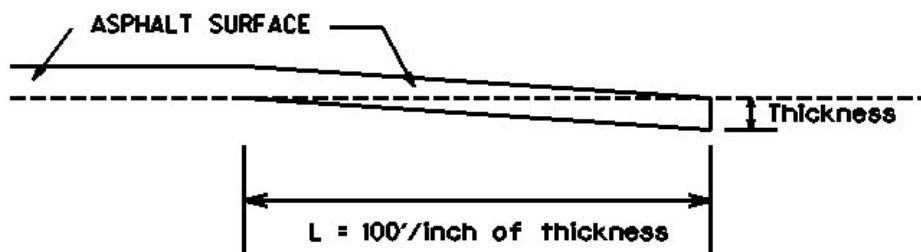
3.0 MEASUREMENT. The Department will measure Asphalt Surface Mixture placed as the pavement wedge according to Section 403.

4.0 PAYMENT. The Department will make payment for the completed and accepted quantities of Asphalt Surface Mixtures on pavement wedges according to Section 403.

SPECIAL NOTE FOR EDGE KEY

Construct Edge Keys at the beginning of project, end of project, at railroad crossings, and at ramps, as applicable. Unless specified in the Contract or directed by the Engineer, do not construct edge keys at intersecting streets, roads, alleys, or entrances. Cut out the existing asphalt surface to the required depth and width shown on the drawing and heel the new surface into the existing surface. The Department will make payment for this work at the Contract unit price per ton for Asphalt Pavement Milling and Texturing, which shall be full compensation for all labor, materials, equipment, and incidentals for removal and disposal of the existing asphalt surface required to construct the edge key.

EDGE KEY



Thickness = 1 Inch

L = 100 LF

L= Length of Edge Key

1-3309 Edge key by Ton
01/02//2012

**SPECIAL NOTE FOR
ASPHALT MILLING AND TEXTURING**

Begin paving operations within **48 hours** of commencement of the milling operation. Continue paving operations continuously until completed. If paving operations are not begun within this time period, the Department will assess liquidated damages at the rate prescribed by Section 108.09 until such time as paving operations are begun.

Take possession of the millings and recycle the millings or dispose of the millings off the Right-of-Way at sites obtained by the Contractor at no additional cost to the Department.

1-3520 48 hours Contractor keeps millings
01/2/2012

SPECIAL NOTE FOR TYPICAL SECTION DIMENSIONS

Consider the dimensions shown on the typical sections for pavement and shoulder widths and thickness' to be nominal or typical dimensions. The Engineer may direct or approve varying the actual dimensions to be constructed to fit existing conditions. Do not widen existing pavement or shoulders unless specified elsewhere in this proposal or directed by the engineer.

1-3725 Typical Section Dimensions
01/02/2012

TRAFFIC CONTROL PLAN

TRAFFIC CONTROL GENERAL

Except as provided herein, maintain and control traffic in accordance with the Standard and Supplemental Specifications and the Standard and Sepia Drawings, current editions. Except for the roadway and traffic control bid items listed, all items of work necessary to maintain and control traffic will be paid at the lump sum bid price to "Maintain and Control Traffic".

Contrary to Section 106.01, furnish new, or used in like new condition, traffic control devices at the beginning of the work and maintain in like new condition until completion of the work.

PROJECT PHASING & CONSTRUCTION PROCEDURES

The Engineer may specify days and hours when lane closures will not be allowed.

Maintain alternating one way traffic during construction. Provide a minimum clear lane width of 8 feet; however, provide for passage of vehicles of up to 16 feet in width. If traffic should be stopped due to construction operations, and a school bus on an official run arrives on the scene, make provisions for the passage of the bus as quickly as possible.

LANE CLOSURES

Do not leave lane closures in place during non-working hours.

SIGNS

Sign posts and splices shall be compliant with NCHRP 350 or MASH. Manufacturer's documentation validating this compliance shall be provided to the Engineer prior to installation. Signs, including any splices, shall be installed according to manufacturer's specifications and installation recommendations. Contrary to section 112.04.02, only long-term signs (signs intended to be continuously in place for more than 3 days) will be measured for payment. Short-term signs (signs intended to be left in place for 3 days or less) will not be measured for payment but will be incidental to Maintain and Control Traffic.

CHANGEABLE MESSAGE SIGNS

If deemed necessary by the Engineer, the Department will furnish, operate, and maintain Changeable Message Signs.

TEMPORARY ENTRANCES

Traffic Control Plan
Page 2 of 3

The Engineer will not require the Contractor to provide continuous access to farms, single family, duplex, or triplex residential properties during working hours; however, provide reasonable egress and ingress to each such property when actual operations are not in progress at that location. Limit the time during which a farm or residential entrance is blocked to the minimum length of time required for actual operations, not extended for the Contractor's convenience, and in no case exceeding six (6) hours. Notify all residents twenty-four hours in advance of any driveway or entrance closings and make any accommodations necessary to meet the access needs of disabled residents.

Except as allowed by the Phasing as specified above, maintain direct access to all side streets and roads, schools, churches, commercial properties and apartments or apartment complexes of four or more units at all times.

The Department will measure asphalt materials required to construct and maintain any temporary entrances which may be necessary to provide temporary access; however, the Department will not measure aggregates, excavation, and/or embankment, but shall be incidental to Maintain and Control Traffic. The Engineer will determine the type of surfacing material, asphalt or aggregate, to be used at each entrance.

THERMOPLASTIC INTERSECTION MARKINGS

Consider the locations listed on the summary as approximate only. Prior to milling and/or resurfacing, locate and document the locations of the existing markings. After resurfacing, replace the markings at their approximate existing locations or as directed by Engineer. Place markings not existing prior to resurfacing as directed by the Engineer.

BARRICADES

The Department will not measure barricades used in lieu of barrels and cones for channelization or delineation, but shall be incidental to Maintain and Control Traffic according to Section 112.04.01.

The Department will measure barricades used to protect pavement removal areas in individual units Each. The Department will measure for payment the maximum number of barricades in concurrent use at the same time on a single day on all sections of the contract. The Department will measure individual barricades only once for payment, regardless of how many times they are set, reset, removed, and relocated during the duration of the project. The Department will not measure replacements for damaged barricades the Engineer directs to be replaced due to poor condition or reflectivity. Retain possession of the Barricades upon completion of construction.

PAVEMENT MARKINGS

Traffic Control Plan
Page 3 of 3

If there is to be a deviation from the existing striping plan, the Engineer will furnish the Contractor a striping plan prior to placement of the final surface course.

Install Temporary Striping according to Section 112 with the following exception:

If the Contractor's operations or phasing requires temporary markings that must subsequently be removed from the final surface course, use an approved removable lane tape; however, the Department will not measure removable lane tape for separate payment, but will measure and pay for removable lane tape as temporary striping.

PAVEMENT EDGE DROP-OFFS

Do not allow a pavement edge between opposing directions of traffic or lanes that traffic is expected to cross in a lane change situation with an elevation difference greater than 1½". Place Warning signs (MUTCD W8-11 or W8-9A) in advance of and at 1500' intervals throughout the drop-off area. Dual post the signs on both sides of the traveled way. Wedge all transverse transitions between resurfaced and unresurfaced areas which traffic may cross with asphalt mixture for leveling and wedging. Remove the wedges prior to placement of the final surface course.

Protect pavement edges that traffic is not expected to cross, except accidentally, as follows:

Less than 2" - No protection required.

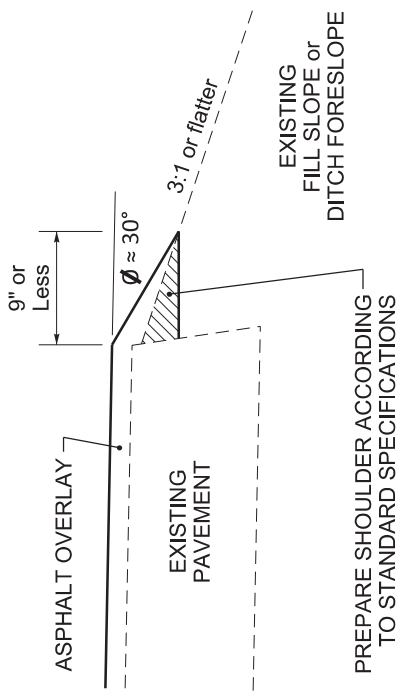
2" to 4" - Place plastic drums, vertical panels, or barricades every 50 feet. During daylight working hours only, the Engineer will allow the Contractor to use cones in lieu of plastic drums, panels, and barricades. Wedge the drop-off with DGA or asphalt mixture for leveling and wedging with a 1:1 or flatter slope in daylight hours, or 3:1 or flatter slope during nighttime hours, when work is not active in the drop-off area.

Greater than 4" - Protect drop-offs greater than 4 inches within 10 feet of traffic by placing drums, vertical panels, or barricades every 25 feet. The Engineer will not allow the use of cones in lieu of drums, vertical panels, or barricades for drop-offs greater than 4". Place Type III Barricades directly in front of the drop-off facing on coming traffic in both directions of travel. Provide warning signs as shown on the Standard Drawings or as directed by the Engineer

Pedestrians & Bicycles - Protect pedestrian and bicycle traffic as directed by the engineer.

DURABLE PAVEMENT EDGE DETAIL

(Resurfacing adjacent to fill slope or ditch foreslope that is 3:1 or less)

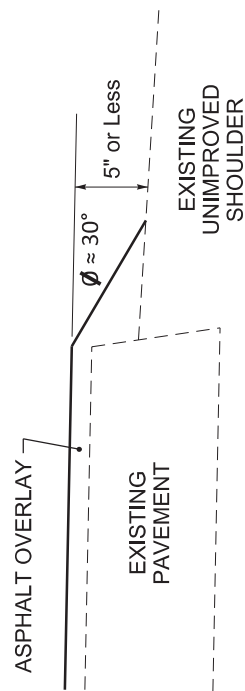


PREPARE SHOULDER ACCORDING TO STANDARD SPECIFICATIONS

EXISTING FILL SLOPE or DITCH FORESLOPE

DURABLE PAVEMENT EDGE DETAIL

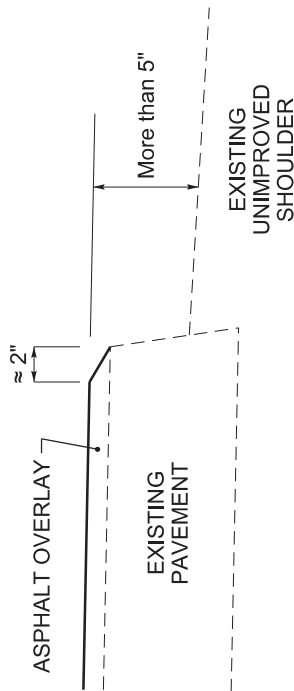
(Resurfacing adjacent to low shoulder with dropoff of 5 inches or less)



EXISTING UNIMPROVED SHOULDER

DURABLE PAVEMENT EDGE DETAIL

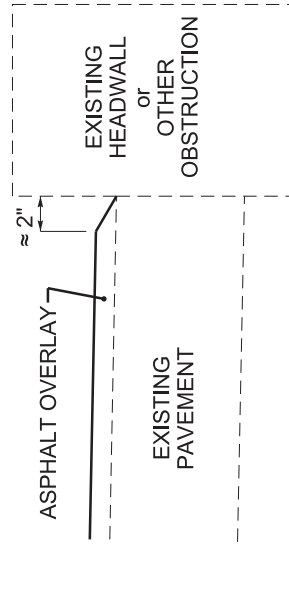
(Resurfacing adjacent to low shoulder with dropoff of more than 5 inches)



EXISTING UNIMPROVED SHOULDER

DURABLE PAVEMENT EDGE DETAIL

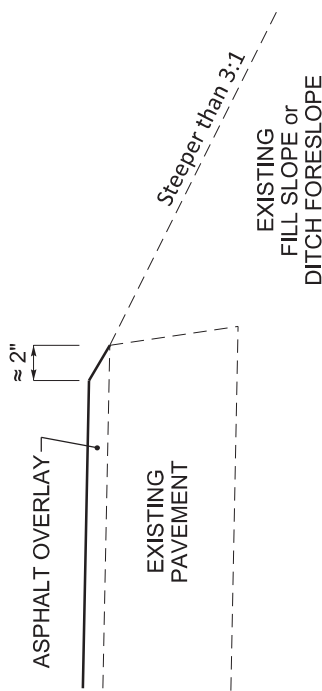
(Resurfacing adjacent to an obstruction, such as an existing headwall)



EXISTING HEADWALL or OTHER OBSTRUCTION

DURABLE PAVEMENT EDGE DETAIL

(Resurfacing adjacent to fill slope or ditch foreslope that is steeper than 3:1)



EXISTING PAVEMENT

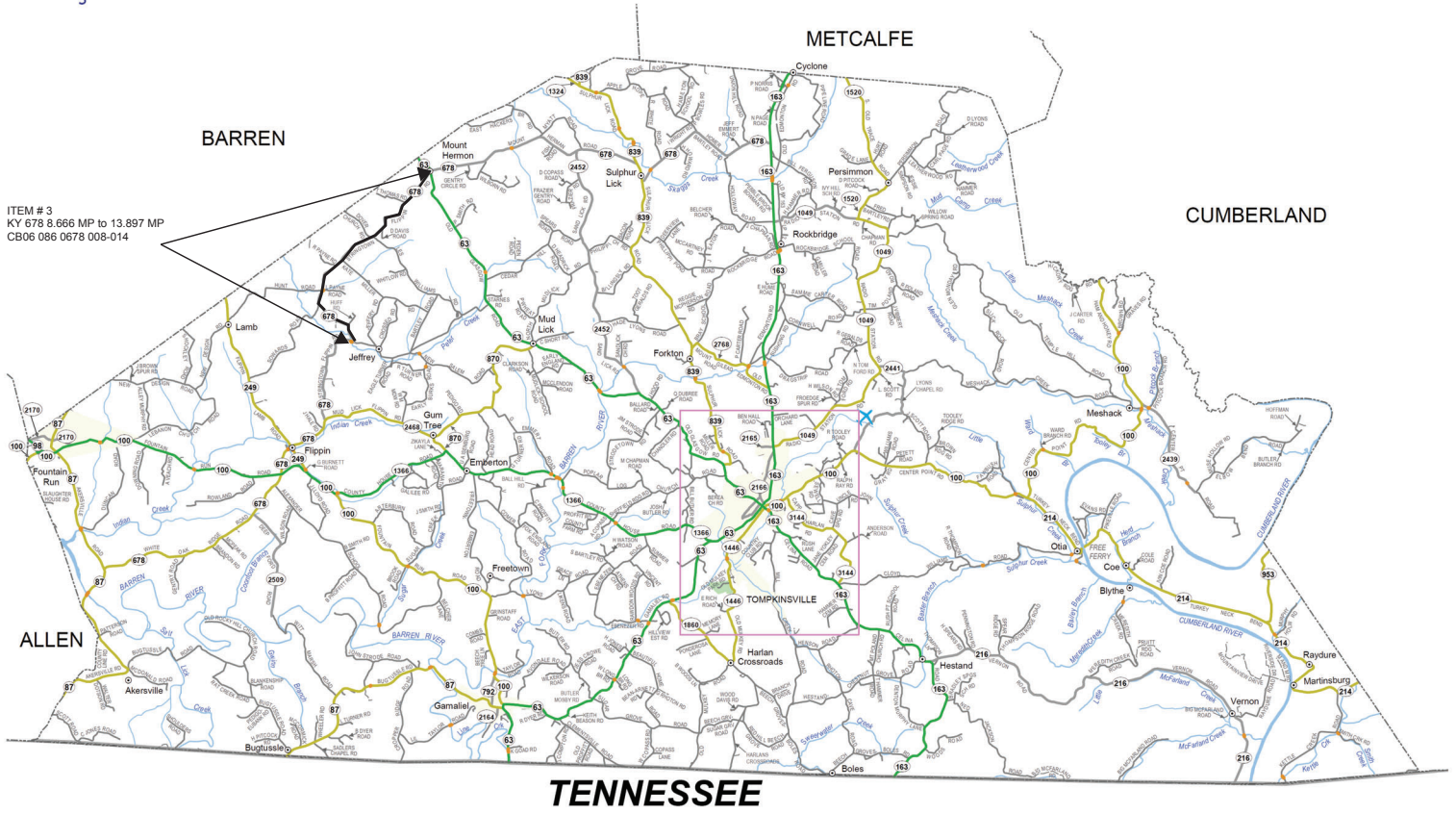
EXISTING FILL SLOPE or DITCH FORESLOPE

NOTES

1. DETAILS DO NOT APPLY TO OVERLAYS LESS THAN 1 INCH THICK.
2. THE DURABLE PAVEMENT EDGE DEVICE MAY BE DISENGAGED AT DRIVEWAYS, SIDE STREETS, HIGH SHOULDERS, AND OTHER LOCATIONS NOT FEASIBLE TO CONSTRUCT, AS APPROVED BY THE ENGINEER.

DRAWING NOT TO SCALE

DURABLE PAVEMENT EDGE DETAILS



Base Failure Repair Summary CB06 086 0678 008-014

			Total
			1700
Milepoint	Length	Width	SQYD
8.679 RT	90	4	40
9.199 CL	180	4	80
9.575 CL	120	5	66.6666667
9.868 RT	160	5	88.8888889
10.100 RT	35	5	19.4444444
10.352 RT	60	5	33.3333333
10.408 RT	65	5	36.1111111
10.437 RT	50	5	27.7777778
10.763 RT	120	8	106.6666667
11.144 RT	80	4	35.5555556
11.309 CL	50	4	22.2222222
11.330 RT	125	6	83.3333333
11.392 CL	245	4	108.8888889
11.435 RT	30	6	20
11.514 RT	45	5	25
11.518 RT	40	20	88.8888889
11.522 RT	70	9	70
11.550 CL	55	8	48.8888889
11.570 CL	85	4	37.7777778
11.651 CL	40	4	17.7777778
11.687 CL	40	5	22.2222222
11.730 CL	70	4	31.1111111
11.735 RT	25	5	13.8888889
11.783	28	4	12.4444444
11.786	40	10	44.4444444
11.841	100	12	133.3333333
8.876 CL	100	4	44.4444444
12.290 CL	55	4	24.4444444
12.320 CL	35	4	15.5555556
12.414 RT	90	4	40
12.524 RT	95	5	52.7777778
12.592 CL	60	9	60
12.656 CL	30	4	13.3333333
13.359 RT	55	4	24.4444444
13.385 RT	40	4	17.7777778
13.361 RT	80	4	35.5555556
13.689 RT	65	5	36.1111111
13.867 RT	35	5	19.4444444

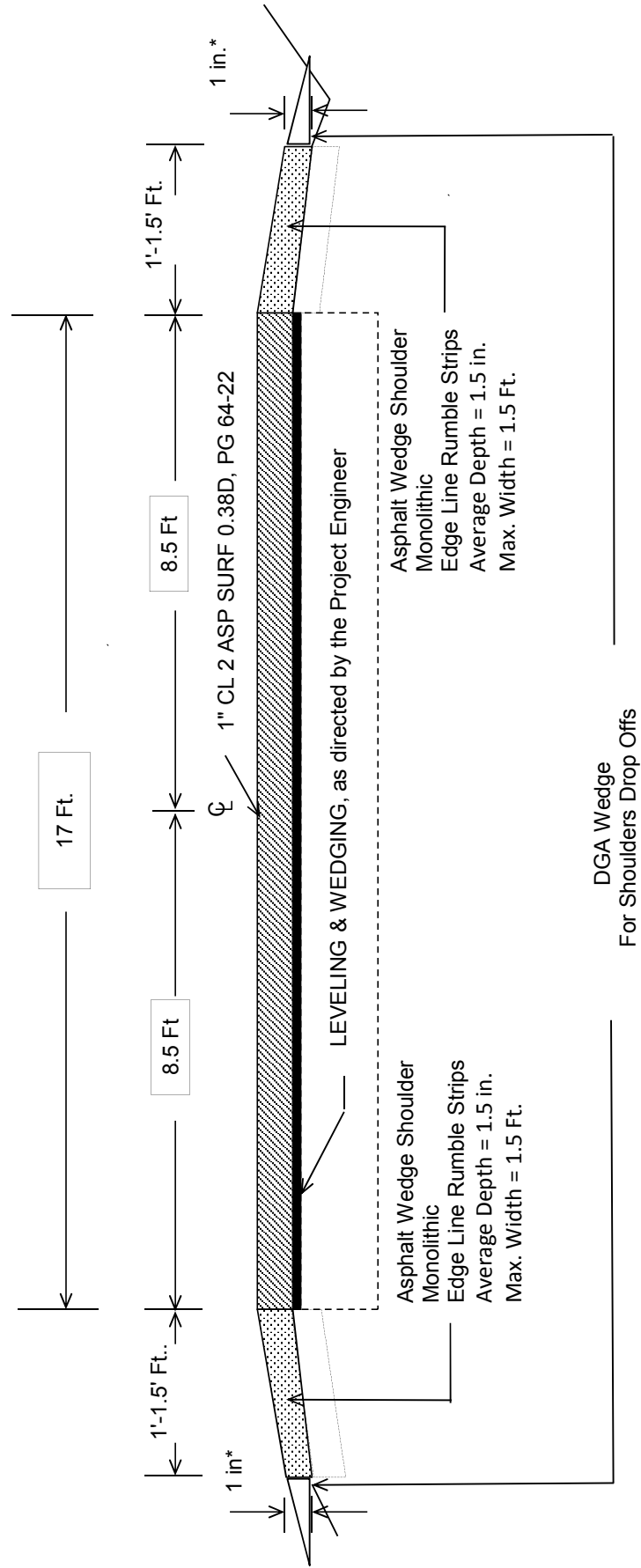
Number	Milepoint	Type CMP/RCP/etc	Size (in)	Flowline Depth (in)	Structure Length (ft)	Roadway Width (ft)	Pipe shoulder offset Left (ft)	Replace Yes/No	Liner Yes/No	Proposed Extension (ft)		Proposed Length (ft)	Ditching Left (ft)	Ditching Right (ft)	Rock? Tons/No	Embankment CUWO/No	DBI Inlet? type/No	Remove Headwall? Each/No	Comments/notes
										Left (ft)	Right (ft)								
1	8.816	RCP	24"	36	30	18'	7'	1'	No	4	3	37	0	100	10	20	No	No	
2	8.902	CMP	42"x74"	66	30	18'	6'	6'	Yes	4	6	40	25	0	0	0	No	No	Exp. Pipe use 54 in HP
3	8.903	CMP	42"x74"	66	30	18'	6'	6'	Yes	4	6	40	0	25	0	0	No	No	Sand Bar Removal us 54 in HP
4	9.063	RCP	18"	42	44	21'	4'	12'	No	2	2	48	100	0	10	10	No	No	Water Standing Ditch
5	9.155	RCP	18"	40	30	20'	4.5'	4.5'	Yes	2	2	34	100	0	10	10	No	No	Raise Ditch, OE to Field
6	9.334	CMP	60"x72"	61	36	20'	8'	8'	No	0	0	36	0	0	0	0	No	No	Elip
7	9.461	RCP	18"	29	28	20'	4'	4'	Yes	2	2	32	0	120	10	10	No	No	Raise OE
8	9.507	RCP	18"	42	31	19'	6'	6'	Yes	2	2	35	0	200	10	10	No	No	Replace to Raise Pipe
9	9.566	RCP	24"	48	33	19'	8'	6'	No	0	0	33	0	0	5	0	No	No	Reset First 4' IE
10	9.658	RCP	18"	42	32	20'	5'	7'	No	0	0	32	0	0	5	0	No	No	Good
11	9.767	RCP	24"/36"	72	37	19'	7'	8'	Yes	1	4	42	0	18	20	20	No	No	Bigger Pipe 48" Consent rock Ditch
D01	10.008	DITCH ONLY RT	0	0	0	0	0	0	No	0	0	0	0	0	0	0	No	No	Over Pipe in Yard
12	10.077	CMP	18"	42	42	20'	7'	7'	Yes	0	0	0	0	20	0	0	No	No	Raise IE, Leave OE Over Water
13	10.112	CMP	24"	60	46	24'	14'	8'	No	0	0	46	0	0	10	20	No	No	
14	10.282	CMP	18"	44	40	26'	7'	7'	No	0	0	40	0	0	5	0	No	No	
15	10.537	RCP	18"	28	29	20'	3'	6'	Yes	0	2	31	0	0	5	10	No	No	Embankment OE
16	10.637	RCP	18"	48	34	20'	8'	6'	No	0	0	34	0	0	0	0	No	No	
17	10.857	RCP	18"	39	34	19'	5'	10'	No	0	0	34	0	0	0	0	No	No	
17A	8.679	RCP	18"	23	28	18'	6'	4'	Yes	3	0	31	0	170	10	0	No	No	
18	11.066	RCP	18"	48	42	20'	8'	14'	No	0	0	42	190	0	0	10	No	No	Reset OE, Consent Release
19	11.305	RCP	18"	36	31	19.5'	5'	6'	Yes	9	2	42	0	100	40	40	No	No	
20	11.514	RCP	18"	35	32	20'	7'	5'	Yes	6	4	42	10	125	10	10	No	No	Needs Circular Grate 48" Dia
21	11.57	RCP	18"	28	32	20'	5'	5'	No	0	0	32	0	125	0	0	No	No	Reset OE
22	11.915	RCP	18"	40	33	20'	8'	5'	No	0	0	33	0	20	10	10	No	No	
23	12.08	RCP	18"	32	32	19.5'	8'	4'	Yes	6	1	39	0	20	10	10	No	No	
E01	12.173	ENT Pipe LT	15"	0	0	0	0	0	No	0	0	0	116	0	0	0	No	No	Clean Pipe/Ditch
24	12.195	RCP	18"	24	30	19.5'	1'	7'	Yes	4	0	34	50	20	10	10	No	No	Possible Consent Ditch
25	12.388	CMP	18"	46	35	19.5'	10'	6'	No	10	0	45	0	0	10	10	No	No	
26	12.532	RCP	15"	31	27	18'	4'	5'	Yes	0	2	29	20	20	10	10	No	No	18" equi Raise OE 1' IF IE Will Allow, Consent Owner Pipe
27	12.606	RCP	15"	43	27	18'	5'	3.5'	Yes	3	1	31	20	20	10	10	No	Yes***	Replace 18" 1' Raise/Consent Release
28	12.681	RCP	18"	22	29	20'	6'	3'	Yes	0	4	33	180	90	20	15	No	Yes***	
27A	12.608	NEW	18"	M/n	30	20'	4'	6'	Yes	0	0	30	0	0	10	0	No	No	Install New Pipe
29	12.76	CMP/RCP	18"	28	34	19'	9'	9.5'	Yes	3	0	37	0	20	10	15	No	Yes***	Grub Trees IE
30	12.811	RCP	18"	52	31	18'	6'	7'	No	0	0	31	20	398	20	0	No	No	Clean Pipe
31	12.99	RCP	18"	36	29	18'	9'	1.5'	Yes	0	5	34	10	10	10	10	No	No	Clear, Grub OE
32	13.071	RCP	15"	21	32	19'	2'	11'	Yes	21	0	53	20	20	10	12	No	No	Replace as 18"
33	13.205	RCP	18"	64	37	19'	12'	6'	Yes	0	5	42	10	10	10	10	No	No	Raise Pipe 2'
34	13.567	RCP	18"	25	28	20'	2'	6'	Yes	2	5	35	15	15	12	14	No	Yes***	
35	13.833	RCP Dbl Pipe	24"	60	64	19'	6'	10'	No	0	0	64	20	20	10	12	No	No	

357 318 4

Existing Pipe Summary		Bid Items	
15"	113	Culvert Pipe 18"	644
18"	870	Culvert Pipe 24"	37
24"	180	Culvert Pipe 36"	42
60"x72"	36	Culvert Pipe 54"	80
42"x74"	80	Ditching Qty	2792
		Embankment Qty	318
		Rock Qty	357
		DBI Qty	4

*top 6" of back fill shall be asphalt base incidental to the pipe bid item.
 *alternating two-way traffic shall be maintained for all pipe replacements unless deemed necessary and approved prior to replacement by engineer.
 ***Headwall Removal incidental to pipe bid item

MONROE COUNTY
CB06 086 0678 008-014
TYPICAL SECTION



***Where Existing Site Conditions Permit**

PART II
SPECIFICATIONS AND STANDARD DRAWINGS

SPECIFICATIONS REFERENCE

Any reference in the plans or proposal to previous editions of the *Standard Specifications for Road and Bridge Construction* and *Standard Drawings* are superseded by *Standard Specifications for Road and Bridge Construction, Edition of 2019* and *Standard Drawings, Edition of 2016*.

SUPPLEMENTAL SPECIFICATIONS

The contractor shall use the Supplemental Specifications that are effective at the time of letting.
The Supplemental Specifications can be found at the following link:

<http://transportation.ky.gov/Construction/Pages/Kentucky-Standard-Specifications.aspx>

2016 STANDARD DRAWINGS THAT APPLY

ROADWAY ~GENERAL~

MISCELLANEOUS STANDARDS

MISCELLANEOUS STANDARDS PART 1.....RGX-001-06

~PAVEMENT~

MEDIANS, CURBS, APPROACHES, ENTRANCES, ETC.

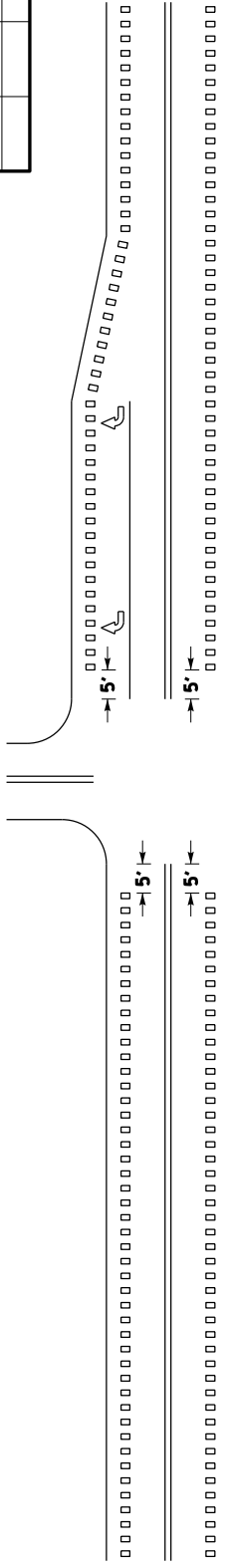
APPROACHES, ENTRANCES, AND MAIL BOX TURNOUT.....RPM-110-07

TRAFFIC ~TEMPORARY~

DEVICES

LANE CLOSURE TWO-LANE HIGHWAYTTC-100-04

COUNTY OF	SHEET
TOWNSHIP	



**INTERSECTIONS WITH OR WITHOUT
 RIGHT TURN LANES ①**

HIGHWAY-RAIL GRADE CROSSINGS ③

MARKED CROSSWALK ②

APPROACH SLAB

BRIDGE DECK/APPROACH SLAB ④

**DRIVEWAYS/MINOR
 COMMERCIAL ENTRANCES ⑤**

MAILBOX TURNOUTS ⑥

NOTES ~

- ① RUMBLE STRIPS SHALL BE OMITTED THROUGH MAJOR INTERSECTIONS WITH, OR WITHOUT, RIGHT-TURN LANES. OMIT RUMBLE STRIPS APPROXIMATELY 5' IN ADVANCE OF THE AREA WHERE EDGELINE PAVEMENT MARKINGS HAVE BEEN OMITTED (NORMALLY WHERE SIDE STREET RADIUS INTERSECTS MAINLINE).
- ② RUMBLE STRIPS SHALL NOT BE INSTALLED THROUGH MARKED CROSSWALKS. OMIT RUMBLE STRIPS APPROXIMATELY 5' IN ADVANCE OF MARKED CROSSWALKS.
- ③ RUMBLE STRIPS SHALL NOT BE INSTALLED ACROSS HIGHWAY-RAIL GRADE CROSSINGS.
- ④ RUMBLE STRIPS SHALL NOT BE INSTALLED ON BRIDGE DECKS OR APPROACH SLABS.
- ⑤ RUMBLE STRIPS SHALL BE INSTALLED THROUGH DRIVEWAYS & MINOR COMMERCIAL ENTRANCES.
- ⑥ RUMBLE STRIPS SHALL BE INSTALLED THROUGH MAILBOX TURNOUTS.
7. RUMBLE STRIPS SHOULD BE OMITTED WHERE THE POSTED SPEED LIMIT IS 45 MPH OR LESS.

DRAWING NOT TO SCALE

**USE WITH SEPIA 006, 007,
 AND 008**

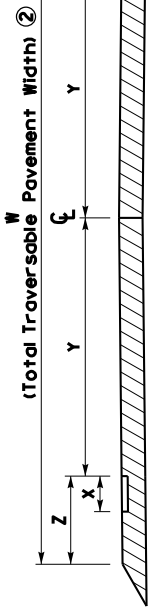
KENTUCKY
 DEPARTMENT OF HIGHWAYS
**SHOULDER & EDGELINE
 RUMBLE STRIP DETAILS**

BID ITEMS AND UNIT TO BID
 EDGELINE RUMBLE STRIPS
 SHOULDER RUMBLE STRIPS

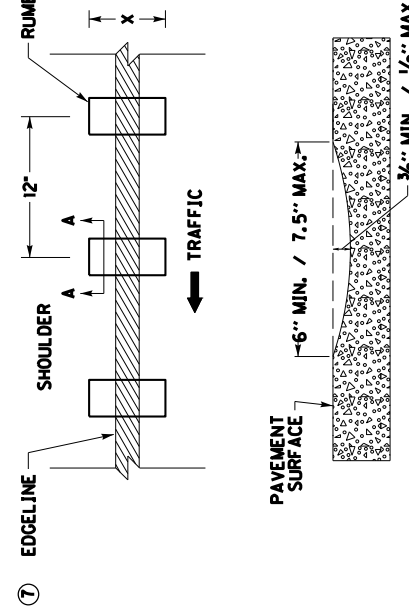
LF
 LF

SUBMITTED: *B. [Signature]*
 DATE: 11-23-16
 005

COUNTY OF	TIERING	SHEET



PAVEMENT CROSS-SECTION



SECTION A-A

PAVEMENT WIDTH (W) ②	RUMBLE LENGTH (X) ⑤	ELRS ONLY		CLRS & ELRS	
		LANE WIDTH (Y) ③	SHOULDER WIDTH (Z) ④	LANE WIDTH (Y) ③	SHOULDER WIDTH (Z) ④
20'	8"	9'	1'	N/A	N/A
21'	8"	9.5'	1'	N/A	N/A
22'	8"	10'	1'	N/A	N/A
23'	8"	10'	1.5'	N/A	N/A
24'	8"	10.5'	1.5'	N/A	N/A
25'	8"	N/A	N/A	11'	1.5'
26'	8"	N/A	N/A	11'	2'
27'	8"	N/A	N/A	11.5'	2'
28'	8"	N/A	N/A	12'	2'
29'	8"	N/A	N/A	12'	2.5'
30'	8"	N/A	N/A	12'	3'
31'	8"	N/A	N/A	12'	3.5'
32'	8"	N/A	N/A	12'	4'
33'	8"	N/A	N/A	12'	4.5'

NOTES

- EDGELINE RUMBLE STRIPS SHOULD BE INSTALLED ACCORDING TO THE DIMENSIONS PROPOSED ABOVE UNLESS THERE IS AN ENGINEERING BASIS THAT SUPPORTS A CHANGE IN DIMENSION. FOR EXAMPLE, IF THE EXISTING LANE WIDTH IS NARROWER THAN THE LANE WIDTH PROPOSED IN THIS DRAWING AND THE EXISTING SHOULDER PAVEMENT DEPTH IS NOT SUITABLE TO BE CONVERTED INTO A PORTION OF THE PROPOSED LANE WIDTH, THEN THE EXISTING LANE WIDTH SHOULD BE USED INSTEAD OF THE WIDTH PROPOSED IN THIS DRAWING.
- PAVEMENT WIDTH (W) IS THE TOTAL WIDTH OF TRAVERSABLE PAVEMENT. DO NOT INCLUDE THE WIDTH OF ANY NON-TRAVERSABLE PAVEMENT, SUCH AS PAVEMENT WEDGES, WHEN MEASURING THE PAVEMENT WIDTH (W).
- LANE WIDTH (Y) TO BE MEASURED FROM CENTER OF ROAD TO LANE SIDE EDGE OF RUMBLE STRIP.
- PAVED SHOULDER WIDTH (Z) TO BE MEASURED FROM LANE SIDE EDGE OF RUMBLE STRIP TO OUTSIDE EDGE OF TRAVERSABLE PAVEMENT.
- DISTANCES SHOWN ARE APPROXIMATE. MAINTAIN RUMBLE STRIP DIMENSIONS AND SPACING AS MUCH AS POSSIBLE. IF THE TYPICAL SECTION SHOWS A LANE WIDTH (Y) AND/OR SHOULDER WIDTH (Z) THAT DIFFERS FROM THE WIDTHS LISTED IN THIS DRAWING, THE ENGINEER SHALL DETERMINE THE LANE WIDTH (Y) AND/OR SHOULDER WIDTH (Z) AT THE TIME OF CONSTRUCTION.
 NOTE: CENTERLINE RUMBLE STRIPS SHOULD BE OMITTED WHEN THE LANE WIDTH (Y) IS LESS THAN 11 FT.
- RUMBLE LENGTH (X) MAY BE MODIFIED AS THE ENGINEER DIRECTS. IF THE SHOULDER WIDTH (Z) IS EQUAL TO OR LESS THAN THE PROPOSED RUMBLE LENGTH (X).
- PLACE THE EDGELINE MARKING IN THE CENTER OF THE RUMBLE STRIP.
- EDGELINE RUMBLE STRIPS SHOULD BE OMITTED WHERE THE POSTED SPEED LIMIT IS 45 MPH OR LESS.

BID ITEM AND UNIT TO BID
 EDGELINE RUMBLE STRIPS

LF

DRAWING NOT TO SCALE

USE WITH SEPIA 005

KENTUCKY DEPARTMENT OF HIGHWAYS
EDGELINE RUMBLE STRIP DETAILS
TWO LANE ROADWAYS
SUBMITTED: <i>B. [Signature]</i> JL-23-16 DATE
006

PART III

EMPLOYMENT, WAGE AND RECORD REQUIREMENTS

**TRANSPORTATION CABINET
DEPARTMENT OF HIGHWAYS**

**LABOR AND WAGE REQUIREMENTS
APPLICABLE TO OTHER THAN FEDERAL-AID SYSTEM PROJECTS**

- I. Application
- II. Nondiscrimination of Employees (KRS 344)

I. APPLICATION

1. These contract provisions shall apply to all work performed on the contract by the contractor with his own organization and with the assistance of workmen under his immediate superintendence and to all work performed on the contract by piecework, station work or by subcontract. The contractor's organization shall be construed to include only workmen employed and paid directly by the contractor and equipment owned or rented by him, with or without operators.

2. The contractor shall insert in each of his subcontracts all of the stipulations contained in these Required Provisions and such other stipulations as may be required.

3. A breach of any of the stipulations contained in these Required Provisions may be grounds for termination of the contract.

3. If the contractor is in control of apprenticeship or other training or retraining, including on-the-job training programs, he shall not discriminate against an individual because of his race, color, religion, national origin, sex, disability or age forty (40) and over, in admission to, or employment in any program established to provide apprenticeship or other training.

4. The contractor will send to each labor union or representative of workers with which he has a collective bargaining agreement or other contract or understanding, a notice to be provided advising the said labor union or workers' representative of the contractor's commitments under this section, and shall post copies of the notice in conspicuous places available to employees and applicants for employment. The contractor will take such action with respect to any subcontract or purchase order as the administrating agency may direct as a means of enforcing such provisions, including sanctions for non-compliance.

Revised: January 25, 2017

II. NONDISCRIMINATION OF EMPLOYEES

**AN ACT OF THE KENTUCKY
GENERAL ASSEMBLY TO PREVENT
DISCRIMINATION IN EMPLOYMENT
KRS CHAPTER 344
EFFECTIVE JUNE 16, 1972**

The contract on this project, in accordance with KRS Chapter 344, provides that during the performance of this contract, the contractor agrees as follows:

1. The contractor shall not fail or refuse to hire, or shall not discharge any individual, or otherwise discriminate against an individual with respect to his compensation, terms, conditions, or privileges of employment, because of such individual's race, color, religion, national origin, sex, disability or age (forty and above); or limit, segregate, or classify his employees in any way which would deprive or tend to deprive an individual of employment opportunities or otherwise adversely affect his status as an employee, because of such individual's race, color, religion, national origin, sex, disability or age forty (40) and over. The contractor agrees to post in conspicuous places, available to employees and applicants for employment, notices to be provided setting forth the provisions of this nondiscrimination clause.

2. The contractor shall not print or publish or cause to be printed or published a notice or advertisement relating to employment by such an employer or membership in or any classification or referral for employment by the employment agency, indicating any preference, limitation, specification, or discrimination, based on race, color, religion, national origin, sex, or age forty (40) and over, or because the person is a qualified individual with a disability, except that such a notice or advertisement may indicate a preference, limitation, or specification based on religion, national origin, sex, or age forty (40) and over, or because the person is a qualified individual with a disability, when religion, national origin, sex, or age forty (40) and over, or because the person is a qualified individual with a disability, is a bona fide occupational qualification for employment.

EXECUTIVE BRANCH CODE OF ETHICS

In the 1992 regular legislative session, the General Assembly passed and Governor Brereton Jones signed Senate Bill 63 (codified as KRS 11A), the Executive Branch Code of Ethics, which states, in part:

KRS 11A.040 (7) provides:

No present or former public servant shall, within six (6) months following termination of his office or employment, accept employment, compensation, or other economic benefit from any person or business that contracts or does business with, or is regulated by, the state in matters in which he was directly involved during the last thirty-six (36) months of his tenure. This provision shall not prohibit an individual from returning to the same business, firm, occupation, or profession in which he was involved prior to taking office or beginning his term of employment, or for which he received, prior to his state employment, a professional degree or license, provided that, for a period of six (6) months, he personally refrains from working on any matter in which he was directly involved during the last thirty-six (36) months of his tenure in state government. This subsection shall not prohibit the performance of ministerial functions, including but not limited to filing tax returns, filing applications for permits or licenses, or filing incorporation papers, nor shall it prohibit the former officer or public servant from receiving public funds disbursed through entitlement programs.

KRS 11A.040 (9) states:

A former public servant shall not represent a person or business before a state agency in a matter in which the former public servant was directly involved during the last thirty-six (36) months of his tenure, for a period of one (1) year after the latter of:

- a) The date of leaving office or termination of employment; or
- b) The date the term of office expires to which the public servant was elected.

This law is intended to promote public confidence in the integrity of state government and to declare as public policy the idea that state employees should view their work as a public trust and not as a way to obtain private benefits.

If you have worked for the executive branch of state government within the past six months, you may be subject to the law's prohibitions. The law's applicability may be different if you hold elected office or are contemplating representation of another before a state agency.

Also, if you are affiliated with a firm which does business with the state and which employs former state executive-branch employees, you should be aware that the law may apply to them.

In case of doubt, the law permits you to request an advisory opinion from the Executive Branch Ethics Commission, 3 Fountain Place, Frankfort, Kentucky 40601; telephone (502) 564-7954.

Revised: January 27, 2017

Kentucky Equal Employment Opportunity Act of 1978

The requirements of the Kentucky Equal Employment Opportunity Act of 1978 (KRS 45.560-45.640) shall apply to this Contract. The apparent low Bidder will be required to submit EEO forms to the Division of Construction Procurement, which will then forward to the Finance and Administration Cabinet for review and approval. No award will become effective until all forms are submitted and EEO/CC has certified compliance. The required EEO forms are as follows:

- EEO-1: Employer Information Report
- Affidavit of Intent to Comply
- Employee Data Sheet
- Subcontractor Report

These forms are available on the Finance and Administration's web page under ***Vendor Information, Standard Attachments and General Terms*** at the following address:
<https://www.eProcurement.ky.gov>.

Bidders currently certified as being in compliance by the Finance and Administration Cabinet may submit a copy of their approval letter in lieu of the referenced EEO forms.

For questions or assistance please contact the Finance and Administration Cabinet by email at **finance.contractcompliance@ky.gov** or by phone at 502-564-2874.

EMPLOYEE RIGHTS UNDER THE FAIR LABOR STANDARDS ACT

THE UNITED STATES DEPARTMENT OF LABOR WAGE AND HOUR DIVISION

FEDERAL MINIMUM WAGE

\$7.25 PER HOUR

BEGINNING JULY 24, 2009

OVERTIME PAY At least 1½ times your regular rate of pay for all hours worked over 40 in a workweek.

CHILD LABOR An employee must be at least **16** years old to work in most non-farm jobs and at least **18** to work in non-farm jobs declared hazardous by the Secretary of Labor.

Youths **14** and **15** years old may work outside school hours in various non-manufacturing, non-mining, non-hazardous jobs under the following conditions:

No more than

- **3** hours on a school day or **18** hours in a school week;
- **8** hours on a non-school day or **40** hours in a non-school week.

Also, work may not begin before **7 a.m.** or end after **7 p.m.**, except from June 1 through Labor Day, when evening hours are extended to **9 p.m.** Different rules apply in agricultural employment.

TIP CREDIT Employers of “tipped employees” must pay a cash wage of at least \$2.13 per hour if they claim a tip credit against their minimum wage obligation. If an employee’s tips combined with the employer’s cash wage of at least \$2.13 per hour do not equal the minimum hourly wage, the employer must make up the difference. Certain other conditions must also be met.

ENFORCEMENT The Department of Labor may recover back wages either administratively or through court action, for the employees that have been underpaid in violation of the law. Violations may result in civil or criminal action.

Employers may be assessed civil money penalties of up to \$1,100 for each willful or repeated violation of the minimum wage or overtime pay provisions of the law and up to \$11,000 for each employee who is the subject of a violation of the Act’s child labor provisions. In addition, a civil money penalty of up to \$50,000 may be assessed for each child labor violation that causes the death or serious injury of any minor employee, and such assessments may be doubled, up to \$100,000, when the violations are determined to be willful or repeated. The law also prohibits discriminating against or discharging workers who file a complaint or participate in any proceeding under the Act.

ADDITIONAL INFORMATION

- Certain occupations and establishments are exempt from the minimum wage and/or overtime pay provisions.
- Special provisions apply to workers in American Samoa and the Commonwealth of the Northern Mariana Islands.
- Some state laws provide greater employee protections; employers must comply with both.
- The law requires employers to display this poster where employees can readily see it.
- Employees under 20 years of age may be paid \$4.25 per hour during their first 90 consecutive calendar days of employment with an employer.
- Certain full-time students, student learners, apprentices, and workers with disabilities may be paid less than the minimum wage under special certificates issued by the Department of Labor.

For additional information:



1-866-4-USWAGE

(1-866-487-9243)

TTY: 1-877-889-5627



WWW.WAGEHOUR.DOL.GOV

PART IV
INSURANCE

Refer to
Kentucky Standard Specifications for Road and Bridge Construction,
current edition

PART V
BID ITEMS

PROPOSAL BID ITEMS

193157

Page 1 of 1

Report Date 6/26/19

Section: 0001 - PAVING

LINE	BID CODE	ALT	DESCRIPTION	QUANTITY	UNIT	UNIT PRIC	FP	AMOUNT
0010	00001		DGA BASE	775.00	TON		\$	
0020	00190		LEVELING & WEDGING PG64-22	768.00	TON		\$	
0030	00301		CL2 ASPH SURF 0.38D PG64-22	3,985.00	TON		\$	
0040	00356		ASPHALT MATERIAL FOR TACK	32.29	TON		\$	
0050	00462		CULVERT PIPE-18 IN	644.00	LF		\$	
0060	00464		CULVERT PIPE-24 IN	37.00	LF		\$	
0070	00468		CULVERT PIPE-36 IN	42.00	LF		\$	
0080	00471		CULVERT PIPE-54 IN	80.00	LF		\$	
0090	01544		DROP BOX INLET TYPE 11	4.00	EACH		\$	
0100	02230		EMBANKMENT IN PLACE	318.00	CUYD		\$	
0110	02237		DITCHING	2,792.00	LF		\$	
0120	02483		CHANNEL LINING CLASS II	357.00	TON		\$	
0130	02562		TEMPORARY SIGNS	270.00	SQFT		\$	
0140	02650		MAINTAIN & CONTROL TRAFFIC (KY 678)	1.00	LS		\$	
0150	02676		MOBILIZATION FOR MILL & TEXT (KY 678)	1.00	LS		\$	
0160	02677		ASPHALT PAVE MILLING & TEXTURING	50.00	TON		\$	
0170	02697		EDGE LINE RUMBLE STRIPS	55,990.00	LF		\$	
0180	03240		BASE FAILURE REPAIR	1,700.00	SQYD		\$	
0190	05963		INITIAL FERTILIZER	.30	TON		\$	
0200	05985		SEEDING AND PROTECTION	4,362.00	SQYD		\$	
0210	05992		AGRICULTURAL LIMESTONE	3.00	TON		\$	
0220	06514		PAVE STRIPING-PERM PAINT-4 IN	55,990.00	LF		\$	
0230	06568		PAVE MARKING-THERMO STOP BAR-24IN	262.00	LF		\$	
0240	10020NS		FUEL ADJUSTMENT	7,449.00	DOLL	\$1.00	\$	\$7,449.00
0250	10030NS		ASPHALT ADJUSTMENT	18,709.00	DOLL	\$1.00	\$	\$18,709.00
0260	22950NN		PAVE MARKING-THERMO STOP	2.00	EACH		\$	

Section: 0002 - DEMOBILIZATION

LINE	BID CODE	ALT	DESCRIPTION	QUANTITY	UNIT	UNIT PRIC	FP	AMOUNT
0270	02569		DEMOBILIZATION	1.00	LS		\$	