



CALL NO. 201

CONTRACT ID. 194102

PULASKI COUNTY

FED/STATE PROJECT NUMBER 121GR19T003-HSIP

DESCRIPTION VARIOUS INTERSECTION IMPROVEMENTS IN PULASKI COUNTY

WORK TYPE ASPHALT SURFACE WITH GRADE & DRAIN

PRIMARY COMPLETION DATE 8/1/2019

LETTING DATE: February 22,2019

Sealed Bids will be received electronically through the Bid Express bidding service until 10:00 AM EASTERN STANDARD TIME February 22,2019. Bids will be publicly announced at 10:00 AM EASTERN STANDARD TIME.

NO PLANS ASSOCIATED WITH THIS PROJECT.

DBE CERTIFICATION REQUIRED - 0%

REQUIRED BID PROPOSAL GUARANTY: Not less than 5% of the total bid.

TABLE OF CONTENTS

PART I	SCOPE OF WORK <ul style="list-style-type: none">• PROJECT(S), COMPLETION DATE(S), & LIQUIDATED DAMAGES• CONTRACT NOTES• FEDERAL CONTRACT NOTES• NATIONAL HIGHWAY• ASPHALT MIXTURE• COMPACTION OPTION B• SPECIAL NOTE(S) APPLICABLE TO PROJECT• LIQUIDATED DAMAGES• WASTE AND BORROW SITES• COORDINATION OF WORK WITH OTHER CONTRACTS• DOUBLE ASPHALT SEAL COAT• GUARDRAIL• TRAFFIC CONTROL PLAN• DURABLE PAVEMENT EDGE DETAILS• RIGHT OF WAY NOTES• UTILITY IMPACT & RAIL CERTIFICATION NOTES• MATERIAL SUMMARY• DETAIL SHEET(S)• GUARDRAIL DELIVERY VERIFICATION SHEET
PART II	SPECIFICATIONS AND STANDARD DRAWINGS <ul style="list-style-type: none">• SPECIFICATIONS REFERENCE• SUPPLEMENTAL SPECIFICATION• [SN-1I] PORTABLE CHANGEABLE SIGNS• [SN-11M] BARCODE LABEL ON PERMANENT SIGNS• 2016 STANDARD DRAWINGS THAT APPLY• TYPICAL GUARDRAIL INSTALLATIONS• INSTALLATION OF GUARDRAIL END TREATMENT TYPE I• STEEL BEAM GUARDRAIL ("W" BEAM)• STEEL GUARDRAIL POSTS• GUARDRAIL END TREATMENT TYPE I• DELINEATORS FOR GUARDRAIL• GUARDRAIL SYSTEM TRANSITION• TYPICAL MARKINGS FOR TURN LANES
PART III	EMPLOYMENT, WAGE AND RECORD REQUIREMENTS <ul style="list-style-type: none">• FEDERAL-AID CONSTRUCTION CONTRACTS - FHWA 1273• NONDISCRIMINATION OF EMPLOYEES• EXECUTIVE BRANCH CODE OF ETHICS• PROJECT WAGE RATES LOCALITY 2 / FEDERAL• NOTICE OF REQUIREMENT FOR AFFIRMATIVE ACTION TO ENSURE EEO PULASKI
PART IV	INSURANCE
PART V	BID ITEMS

PART I
SCOPE OF WORK

ADMINISTRATIVE DISTRICT - 08

CONTRACT ID - 194102

121GR19T003-HSIP

COUNTY - PULASKI

PCN - 0810000271901

HSIP 0271 (093)

US HIGHWAY 27 (US 27) (MP 10.330) IMPROVEMENTS AT THE INTERSECTION OF US 27 & LOST LODGE ROAD (MP 10.430), A DISTANCE OF 0.10 MILES.ASPHALT SURFACE WITH GRADE & DRAIN SYP NO. 08-09004.40.

GEOGRAPHIC COORDINATES LATITUDE 37:00:20.50 LONGITUDE -84:37:08.90

PCN - 0810015771901

HSIP 9010 (334)

OAK HILL ROAD (KY 1577) (MP 2.770) IMPROVEMENTS AT THE INTERSECTION OF KY 1577 & GRAND CENTRAL BLVD (MP 3.150) ASPHALT SURFACE WITH GRADE & DRAIN SYP NO. 08-09004.50.

GEOGRAPHIC COORDINATES LATITUDE 37:03:53.00 LONGITUDE -84:38:14.30

COMPLETION DATE(S):

COMPLETED BY 08/01/2019

APPLIES TO ENTIRE CONTRACT

CONTRACT NOTES

PROPOSAL ADDENDA

All addenda to this proposal must be applied when calculating bid and certified in the bid packet submitted to the Kentucky Department of Highways. Failure to use the correct and most recent addenda may result in the bid being rejected.

BID SUBMITTAL

Bidder must use the Department's electronic bidding software. The Bidder must download the bid file located on the Bid Express website (www.bidx.com) to prepare a bid packet for submission to the Department. The bidder must submit electronically using Bid Express.

JOINT VENTURE BIDDING

Joint venture bidding is permissible. All companies in the joint venture must be prequalified in one of the work types in the Qualifications for Bidders for the project. The bidders must get a vendor ID for the joint venture from the Division of Construction Procurement and register the joint venture as a bidder on the project. Also, the joint venture must obtain a digital ID from Bid Express to submit a bid. A joint bid bond of 5% may be submitted for both companies or each company may submit a separate bond of 5%.

UNDERGROUND FACILITY DAMAGE PROTECTION

The contractor shall make every effort to protect underground facilities from damage as prescribed in the Underground Facility Damage Protection Act of 1994, Kentucky Revised Statute KRS 367.4901 to 367.4917. It is the contractor's responsibility to determine and take steps necessary to be in compliance with federal and state damage prevention directives. When prescribed in said directives, the contractor shall submit Excavation Locate Requests to the Kentucky Contact Center (KY811) via web ticket entry. The submission of this request does not relieve the contractor from the responsibility of contacting non-member facility owners, whom shall be contacted through their individual Protection Notification Center. Non-compliance with these directives can result in the enforcement of penalties.

REGISTRATION WITH THE SECRETARY OF STATE BY A FOREIGN ENTITY

Pursuant to KRS 176.085(1)(b), an agency, department, office, or political subdivision of the Commonwealth of Kentucky shall not award a state contract to a person that is a foreign entity required by [KRS 14A.9-010](#) to obtain a certificate of authority to transact business in the Commonwealth ("certificate") from the Secretary of State under [KRS 14A.9-030](#) unless the person produces the certificate within fourteen (14) days of the bid or proposal opening. If the foreign entity is not required to obtain a certificate as provided in [KRS 14A.9-010](#), the foreign entity should identify the applicable exception. Foreign entity is defined within [KRS 14A.1-070](#).

For all foreign entities required to obtain a certificate of authority to transact business in the Commonwealth, if a copy of the certificate is not received by the contracting agency within the time frame identified above, the foreign entity's solicitation response shall be deemed non-responsive or the awarded contract shall be cancelled.

Businesses can register with the Secretary of State at <https://secure.kentucky.gov/sos/ftbr/welcome.aspx>.

SPECIAL NOTE FOR PROJECT QUESTIONS DURING ADVERTISEMENT

Questions about projects during the advertisement should be submitted in writing to the Division of Construction Procurement. This may be done by fax (502) 564-7299 or email to kytc.projectquestions@ky.gov. The Department will attempt to answer all submitted questions. The Department reserves the right not to answer if the question is not pertinent or does not aid in clarifying the project intent.

The deadline for posting answers will be 3:00 pm Eastern Daylight Time, the day preceding the Letting. Questions may be submitted until this deadline with the understanding that the later a question is submitted, the less likely an answer will be able to be provided.

The questions and answers will be posted for each Letting under the heading "Questions & Answers" on the Construction Procurement website (www.transportation.ky.gov/contract). The answers provided shall be considered part of this Special Note and, in case of a discrepancy, will govern over all other bidding documents.

HARDWOOD REMOVAL RESTRICTIONS

The US Department of Agriculture has imposed a quarantine in Kentucky and several surrounding states, to prevent the spread of an invasive insect, the emerald ash borer. Hardwood cut in conjunction with the project may not be removed from the state. Chipping or burning on site is the preferred method of disposal.

INSTRUCTIONS FOR EXCESS MATERIAL SITES AND BORROW SITES

Identification of excess material sites and borrow sites shall be the responsibility of the Contractor. The Contractor shall be responsible for compliance with all applicable state and federal laws and may wish to consult with the US Fish and Wildlife Service to seek protection under Section 10 of the Endangered Species Act for these activities.

ACCESS TO RECORDS

The contractor, as defined in KRS 45A.030 (9) agrees that the contracting agency, the Finance and Administration Cabinet, the Auditor of Public Accounts, and the Legislative Research Commission, or their duly authorized representatives, shall have access to any books, documents, papers, records, or other evidence, which are directly pertinent to this contract for the purpose of financial audit or program review. Records and other prequalification information confidentially

disclosed as part of the bid process shall not be deemed as directly pertinent to the contract and shall be exempt from disclosure as provided in KRS 61.878(1)(c). The contractor also recognizes that any books, documents, papers, records, or other evidence, received during a financial audit or program review shall be subject to the Kentucky Open Records Act, KRS 61.870 to 61.884.

In the event of a dispute between the contractor and the contracting agency, Attorney General, or the Auditor of Public Accounts over documents that are eligible for production and review, the Finance and Administration Cabinet shall review the dispute and issue a determination, in accordance with Secretary's Order 11-004.

April 30, 2018

FEDERAL CONTRACT NOTES

The Kentucky Department of Highways, in accordance with the Regulations of the United States Department of Transportation 23 CFR 635.112 (h), hereby notifies all bidders that failure by a bidder to comply with all applicable sections of the current Kentucky Standard Specifications, including, but not limited to the following, may result in a bid not being considered responsive and thus not eligible to be considered for award:

102.02 Current Capacity Rating 102.10 Delivery of Proposals
102.8 Irregular Proposals 102.14 Disqualification of Bidders
102.9 Proposal Guaranty

CIVIL RIGHTS ACT OF 1964

The Kentucky Department of Highways, in accordance with the provisions of Title VI of the Civil Rights Act of 1964 (78 Stat. 252) and the Regulations of the Federal Department of Transportation (49 C.F.R., Part 21), issued pursuant to such Act, hereby notifies all bidders that it will affirmatively insure that the contract entered into pursuant to this advertisement will be awarded to the lowest responsible bidder without discrimination on the ground of race, color, or national origin.

NOTICE TO ALL BIDDERS

To report bid rigging activities call: 1-800-424-9071.

The U.S. Department of Transportation (DOT) operates the above toll-free "hotline" Monday through Friday, 8:00 a.m. to 5:00 p.m. eastern time. Anyone with knowledge of possible bid rigging, bidder collusion, or other fraudulent activities should use the "hotline" to report such activities.

The "hotline" is part of the DOT's continuing effort to identify and investigate highway construction contract fraud and abuse and is operated under the direction of the DOT Inspector General. All information will be treated confidentially and caller anonymity will be respected.

SECOND TIER SUBCONTRACTS

Second Tier subcontracts on federally assisted projects shall be permitted. However, in the case of DBE's, second tier subcontracts will only be permitted where the other subcontractor is also a DBE. All second tier subcontracts shall have the consent of both the Contractor and the Engineer.

DISADVANTAGED BUSINESS ENTERPRISE PROGRAM

It is the policy of the Kentucky Transportation Cabinet (“the Cabinet”) that Disadvantaged Business Enterprises (“DBE”) shall have the opportunity to participate in the performance of highway construction projects financed in whole or in part by Federal Funds in order to create a level playing field for all businesses who wish to contract with the Cabinet. To that end, the Cabinet will comply with the regulations found in 49 CFR Part 26, and the definitions and requirements contained therein shall be adopted as if set out verbatim herein.

The Cabinet, contractors, subcontractors, and sub-recipients shall not discriminate on the basis of race, color, national origin, or sex in the performance of work performed pursuant to Cabinet contracts. The contractor shall carry out applicable requirements of 49 CFR 26 in the award and administration of federally assisted highway construction projects. The contractor will include this provision in all its subcontracts and supply agreements pertaining to contracts with the Cabinet.

Failure by the contractor to carry out these requirements is a material breach of its contract with the Cabinet, which may result in the termination of the contract or such other remedy as the Cabinet deems necessary.

DBE GOAL

The Disadvantaged Business Enterprise (DBE) goal established for this contract, as listed on the front page of the proposal, is the percentage of the total value of the contract.

The contractor shall exercise all necessary and reasonable steps to ensure that Disadvantaged Business Enterprises participate in a least the percent of the contract as set forth above as goals for this contract.

OBLIGATION OF CONTRACTORS

Each contractor prequalified to perform work on Cabinet projects shall designate and make known to the Cabinet a liaison officer who is assigned the responsibility of effectively administering and promoting an active program for utilization of DBEs.

If a formal goal has not been designated for the contract, all contractors are encouraged to consider DBEs for subcontract work as well as for the supply of material and services needed to perform this work.

Contractors are encouraged to use the services of banks owned and controlled by minorities and women.

CERTIFICATION OF CONTRACT GOAL

Contractors shall include the following certification in bids for projects for which a DBE goal has been established. BIDS SUBMITTED WHICH DO NOT INCLUDE CERTIFICATION OF DBE PARTICIPATION WILL NOT BE ACCEPTED. These bids will not be considered for award by the Cabinet and they will be returned to the bidder.

“The bidder certifies that it has secured participation by Disadvantaged Business Enterprises (“DBE”) in the amount of ____ percent of the total value of this contract and that the DBE participation is in compliance with the requirements of 49 CFR 26 and the policies of the Kentucky Transportation Cabinet pertaining to the DBE Program.”

The certification statement is located in the electronic bid file. All contractors must certify their DBE participation on that page. DBEs utilized in achieving the DBE goal must be certified and prequalified for the work items at the time the bid is submitted.

DBE PARTICIPATION PLAN

Lowest responsive bidders must submit the *DBE Plan/ Subcontractor Request*, form TC 14-35 DBE, within **5** days of the letting. This is necessary before the Awards Committee will review and make a recommendation. **The project will not be considered for award prior to submission and approval of the apparent low bidder’s DBE Plan/Subcontractor Request.**

The DBE Participation Plan shall include the following:

- 1 Name and address of DBE Subcontractor(s) and/or supplier(s) intended to be used in the proposed project;
- 2 Description of the work each is to perform including the work item , unit, quantity, unit price and total amount of the work to be performed by the individual DBE. The Project Code Number (PCN), Category Number, and the Project Line Number can be found in the “material listing” on the Construction Procurement website under the specific letting;
- 3 The dollar value of each proposed DBE subcontract and the percentage of total project contract value this represents. DBE participation may be counted as follows; a) If DBE suppliers and manufactures assume actual and contractual responsibility, the dollar value of materials to be furnished will be counted toward the goal as follows:
 - The entire expenditure paid to a DBE manufacturer;
 - 60 percent of expenditures to DBE suppliers that are not manufacturers provided the supplier is a regular dealer in the product involved. A regular dealer must be engaged in, as its principal business and in its own name, the sale of products to the public, maintain an inventory and own and operate distribution equipment; and
 - The amount of fees or commissions charged by the DBE firms for a bona fide service, such as professional, technical, consultant, or managerial services and assistance in the procurement of essential personnel, facilities, equipment, materials, supplies, delivery of materials and supplies or for furnishing bonds, or insurance, providing such fees or commissions are determined to be reasonable and customary.

- b) The dollar value of services provided by DBEs such as quality control testing, equipment repair and maintenance, engineering, staking, etc.;
 - c) The dollar value of joint ventures. DBE credit for joint ventures will be limited to the dollar amount of the work actually performed by the DBE in the joint venture;
- 4 Written and signed documentation of the bidder's commitment to use a DBE contractor whose participation is being utilized to meet the DBE goal; and
- 5 Written and signed confirmation from the DBE that it is participating in the contract as provided in the prime contractor's commitment.

UPON AWARD AND BEFORE A WORK ORDER WILL BE ISSUED

Contractors must submit the signed subcontract between the contractor and the DBE contractor, the DBE's certificate of insurance, and an affidavit for bidders, offerors, and contractors from the DBE to the Division of Construction Procurement. The affidavit can be found on the Construction Procurement website. If the DBE is a supplier of materials for the project, a signed purchase order and an affidavit for bidders, offerors, and contractors must be submitted to the Division of Construction Procurement.

Changes to DBE Participation Plans must be approved by the Cabinet. The Cabinet may consider extenuating circumstances including, but not limited to, changes in the nature or scope of the project, the inability or unwillingness of a DBE to perform the work in accordance with the bid, and/or other circumstances beyond the control of the prime contractor.

CONSIDERATION OF GOOD FAITH EFFORTS REQUESTS

If the DBE participation submitted in the bid by the apparent lowest responsive bidder does not meet or exceed the DBE contract goal, the apparent lowest responsive bidder must submit a Good Faith Effort Package to satisfy the Cabinet that sufficient good faith efforts were made to meet the contract goals prior to submission of the bid. Efforts to increase the goal after bid submission will not be considered in justifying the good faith effort, unless the contractor can show that the proposed DBE was solicited prior to the letting date. DBEs utilized in achieving the DBE goal must be certified and prequalified for the work items at the time the bid is submitted. One complete set and nine (9) copies of this information must be received in the office of the Division of Contract Procurement no later than 12:00 noon of the tenth calendar day after receipt of notification that they are the apparent low bidder.

Where the information submitted includes repetitious solicitation letters it will be acceptable to submit a sample representative letter along with a distribution list of the firms solicited. Documentation of DBE quotations shall be a part of the good faith effort submittal as necessary to demonstrate compliance with the factors listed below which the Cabinet considers in judging good faith efforts. This documentation may include written subcontractors' quotations, telephone log notations of verbal quotations, or other types of quotation documentation.

The Good Faith Effort Package shall include, but may not be limited to information showing evidence of the following:

- 1 Whether the bidder attended any pre-bid meetings that were scheduled by the Cabinet to inform DBEs of subcontracting opportunities;
- 2 Whether the bidder provided solicitations through all reasonable and available means;
- 3 Whether the bidder provided written notice to all DBEs listed in the DBE directory at the time of the letting who are prequalified in the areas of work that the bidder will be subcontracting;
- 4 Whether the bidder followed up initial solicitations of interest by contacting DBEs to determine with certainty whether they were interested. If a reasonable amount of DBEs within the targeted districts do not provide an intent to quote or no DBEs are prequalified in the subcontracted areas, the bidder must notify the DBE Liaison in the Office of Minority Affairs to give notification of the bidder's inability to get DBE quotes;
- 5 Whether the bidder selected portions of the work to be performed by DBEs in order to increase the likelihood of meeting the contract goals. This includes, where appropriate, breaking out contract work items into economically feasible units to facilitate DBE participation, even when the prime contractor might otherwise perform these work items with its own forces;
- 6 Whether the bidder provided interested DBEs with adequate and timely information about the plans, specifications, and requirements of the contract;
- 7 Whether the bidder negotiated in good faith with interested DBEs not rejecting them as unqualified without sound reasons based on a thorough investigation of their capabilities. Any rejection should be so noted in writing with a description as to why an agreement could not be reached;
- 8 Whether quotations were received from interested DBE firms but were rejected as unacceptable without sound reasons why the quotations were considered unacceptable. The fact that the DBE firm's quotation for the work is not the lowest quotation received will not in itself be considered as a sound reason for rejecting the quotation as unacceptable. The fact that the bidder has the ability and/or desire to perform the contract work with its own forces will not be considered a sound reason for rejecting a DBE quote. Nothing in this provision shall be construed to require the bidder to accept unreasonable quotes in order to satisfy DBE goals;
- 9 Whether the bidder specifically negotiated with subcontractors to assume part of the responsibility to meet the contract DBE goal when the work to be subcontracted includes potential DBE participation;
- 10 Whether the bidder made any efforts and/or offered assistance to interested DBEs in obtaining the necessary equipment, supplies, materials, insurance and/or bonding to satisfy the work requirements of the bid proposal; and
- 11 Any other evidence that the bidder submits which may show that the bidder has made reasonable good faith efforts to include DBE participation.

FAILURE TO MEET GOOD FAITH REQUIREMENT

Where the apparent lowest responsive bidder fails to submit sufficient participation by DBE firms to meet the contract goal and upon a determination by the Good Faith Committee based upon the information submitted that the apparent lowest responsive bidder failed to make sufficient reasonable efforts to meet the contract goal, the bidder will be offered the opportunity to meet in person for administrative reconsideration. The bidder will be notified of the Committee's decision within 24 hours of its decision. The bidder will have 24 hours to request reconsideration of the Committee's decision. The reconsideration meeting will be held within two days of the receipt of a request by the bidder for reconsideration.

The request for reconsideration will be heard by the Office of the Secretary. The bidder will have the opportunity to present written documentation or argument concerning the issue of whether it met the goal or made an adequate good faith effort. The bidder will receive a written decision on the reconsideration explaining the basis for the finding that the bidder did or did not meet the goal or made adequate Good Faith efforts to do so.

The result of the reconsideration process is not administratively appealable to the Cabinet or to the United States Department of Transportation.

The Cabinet reserves the right to award the contract to the next lowest responsive bidder or to rebid the contract in the event that the contract is not awarded to the low bidder as the result of a failure to meet the good faith requirement.

SANCTIONS FOR FAILURE TO MEET DBE REQUIREMENTS OF THE PROJECT

Failure by the prime contractor to fulfill the DBE requirements of a project under contract or to demonstrate good faith efforts to meet the goal constitutes a breach of contract. When this occurs, the Cabinet will hold the prime contractor accountable, as would be the case with all other contract provisions. Therefore, the contractor's failure to carry out the DBE contract requirements shall constitute a breach of contract and as such the Cabinet reserves the right to exercise all administrative remedies at its disposal including, but not limited to the following:

- Disallow credit toward the DBE goal;
- Withholding progress payments;
- Withholding payment to the prime in an amount equal to the unmet portion of the contract goal; and/or
- Termination of the contract.

PROMPT PAYMENT

The prime contractor will be required to pay the DBE within seven (7) working days after he or she has received payment from the Kentucky Transportation Cabinet for work performed or materials furnished.

CONTRACTOR REPORTING

All contractors must keep detailed records and provide reports to the Cabinet on their progress in meeting the DBE requirement on any highway contract. These records may include, but shall not be limited to payroll, lease agreements, cancelled payroll checks, executed subcontracting agreements, etc. Prime contractors will be required to complete and submit a signed and notarized affidavit (TC 18-7) and copies of checks for any monies paid to each DBE subcontractor or supplier utilized to meet a DBE goal. **These documents must be submitted within 10 days of being paid by the Cabinet.**

Payment information that needs to be reported includes date the payment is sent to the DBE, check number, Contract ID, amount of payment and the check date. Before Final Payment is made on this contract, the Prime Contractor will certify that all payments were made to the DBE subcontractor and/or DBE suppliers.

The Prime Contractor should supply the payment information at the time the DBE is compensated for their work. Form to use is located at:

<http://transportation.ky.gov/Construction/Pages/Subcontracts.aspx>

The prime contractor should notify the KYTC Office of Civil Rights and Small Business Development seven (7) days prior to DBE contractors commencing work on the project. The contact is Melvin Bynes and the telephone number is (502) 564-3601.

Photocopied payments and completed, signed and notarized affidavit must be submitted by the Prime Contractor to: Office of Civil Rights and Small Business Development
6th Floor West 200 Mero Street
Frankfort, KY 40622

DEFAULT OR DECERTIFICATION OF THE DBE

If the DBE subcontractor or supplier is decertified or defaults in the performance of its work, and the overall goal cannot be credited for the uncompleted work, the prime contractor may utilize a substitute DBE or elect to fulfill the DBE goal with another DBE on a different work item. If after exerting good faith effort in accordance with the Cabinet's Good Faith Effort policies and procedures, the prime contractor is unable to replace the DBE, then the unmet portion of the goal may be waived at the discretion of the Cabinet.

1/27/2017

LEGAL REQUIREMENTS AND RESPONSIBILITY TO THE PUBLIC – CARGO PREFERENCE ACT (CPA).

(REV 12-17-15) (1-16)

SECTION 7 is expanded by the following new Article:

102.10 **Cargo Preference Act – Use of United States-flag vessels.**

Pursuant to Title 46CFR Part 381, the Contractor agrees

- To utilize privately owned United States-flag commercial vessels to ship at least 50 percent of the gross tonnage (computed separately for dry bulk carriers, dry cargo liners, and tankers) involved, whenever shipping any equipment, material, or commodities pursuant to this contract, to the extent such vessels are available at fair and reasonable rates for United States-flag commercial vessels.

- To furnish within 20 days following the date of loading for shipments originating within the United States or within 30 working days following the date of loading for shipments originating outside the United States, a legible copy of a rated, 'on-board' commercial ocean bill-of-lading in English for each shipment of cargo described in paragraph 1 of this section to both the Contracting Officer (through the prime contractor in the case of subcontractor bills-of-lading) and to the Division of National Cargo, Office of Market Development, Maritime Administration, Washington, DC 20590.

- To insert the substance of the provisions of this clause in all subcontracts issued pursuant to this contract.

NATIONAL HIGHWAY

Be advised this project is on the NATIONAL HIGHWAY SYSTEM.

ASPHALT MIXTURE

Unless otherwise noted, the Department estimates the rate of application for all asphalt mixtures to be 110 lbs/sy per inch of depth.

OPTION B

Be advised that the Department will control and accept compaction of asphalt mixtures furnished on this project under OPTION B in accordance with Sections 402 and 403.

SPECIAL NOTES APPLICABLE TO THE PROJECT PULASKI – DISTRICT 8 INTERSECTIONS

Item 8-9004

DESCRIPTION OF WORK

Perform all work in accordance with the Department's 2012 Standard Specifications, Supplemental Specifications, Applicable Special Provisions, and Applicable Standard and Sepia Drawings, except as hereafter specified. Furnish all materials, labor, equipment, and incidentals for the following work:

Intersection #1 – US 27 & Lost Lodge Road (Item 8-9004.40)

Re-construct median to eliminate left turn movements from Lost Lodge Road onto US 27. Work includes pavement, curb and drainage modifications, pavement marking and signing.

Intersection #2 – KY 1577 & Grand Central Boulevard (Item 8-9004.50)

Task #1 - Replace existing beacons with new beacons with reflective backplates.

Task #2 – Tree Removal

Task #3 – Improvements to provide a left-turn storage lane on KY 1577 onto Grand Central Boulevard and right/left turn storage lanes on Grand Central Boulevard onto KY 1577. Work includes earthwork, pavement and drainage modifications, pavement marking and signing.

All existing signal equipment which is to be replaced shall be delivered to the District Traffic Engineer's maintenance facility.

CAUTION

The information in this proposal shown on the Plan Sheets, Detail Sheets, and as summarized in the various Summary Sheets, as well as the type of work listed herein are approximate only and are not to be taken as a completely accurate evaluation of the materials and conditions to be encountered during construction; the bidder must draw his/her own conclusions. The Department does not give any guarantee as to the accuracy of the data and no claim for money or time extension will be considered if the conditions encountered are not in accordance with the information shown.

ON-SITE INSPECTION

Before submitting a bid for the work, The Contractor shall make a thorough inspection of the site and determine existing conditions so that the work can be expeditiously performed after a contract is awarded. The Department will consider submission of a bid to be evidence of this inspection having been made. The Department will not honor claims for money or time extension resulting from site conditions.

Special Notes Applicable To The Project
Page 2 of 2

PROPERTY DAMAGE

The contractor shall be responsible for all damage to public and/or private property resulting from the work. Repair or replace damaged roadway features in like kind materials and design as directed by the Engineer at no additional cost to the Department. Repair or replace damaged private property in like kind materials and design to the satisfaction of the owner and the Engineer at no additional cost to the Department.

UTILITIES

The contractor is advised that there are locations of overhead and underground utilities on the project. These utilities should be avoided on the project. If any utility is impacted, it will be the contractor's responsibility to contact the affected utility and cover any costs associated with the impact.

SPECIAL NOTE FOR STAKING

Perform Contractor Staking according to Section 201; except, in addition to the requirements of Section 201, perform the following:

1. Contrary to Section 201, perform items 1-3 usually performed by the Engineer.
2. Using the proposed pavement superelevation rates, runout, and runoff lengths, determine the necessary changes in pavement edge elevation along the curves and the transitions leading into and out of the curve to achieve the proposed superelevation improvements. The intent is to provide a consistent superelevation throughout the curves and smooth transitions into and out of the curves. Once the proposed changes in pavement edge elevations are determined and prior to starting paving operations, verify the proposed roadside re-grading along the curve can be constructed so that the new roadside is flush with the new pavement edge elevation and the new toe of slope, or top of cut, will remain within the existing Right-of-Way and/or not impact a sensitive obstruction. If necessary, and with the approval of the Engineer, reduce the proposed superelevation rate of a curve if the new edge of pavement elevation will cause the new roadside grading to extend beyond the Right-of-Way and/or impact a sensitive obstruction. Alternatively, with the approval of the Engineer and to the extent allowable by the "Ditching & Shouldering and Embankment Benching Details" and/or the Special Note for Ditching & Shouldering, the contractor may be allowed to make adjustments to the roadside grading so the proposed roadside re-grading will remain within the existing Right-of-Way and/or not impact a sensitive obstruction. After the final proposed changes in pavement edge elevations are determined and before paving operations begin, submit to the Engineer and obtain approval for the number of asphalt lifts, each asphalt lift's thickness, and the asphalt material type of each lift the contractor plans to use to achieve the superelevation improvement. Ensure positive drainage upon completion of the work.
3. Verify the dimensions, type, and quantities of the culvert pipes, entrance pipes, and/or box culverts as listed and detailed in the proposal, and determine flow line elevations and slopes necessary to provide positive drainage. Revise as necessary to accommodate the existing site conditions; to provide proper alignment of the drainage structures with existing and/or proposed ditches, stream channels, swales, and the roadway lines and grades; and to ensure positive drainage upon completion of the work.
4. Using stakes, paint marks on the pavement, mag nails, and/or any other means approved by the Engineer, the Contractor shall mark and/or stake the proposed sign locations in the field. NOTE: The proposed signs are listed in the proposal by approximate location and are NOT to be taken as the exact location for the signs. During staking operations the Contractor shall review the signing layout and existing field conditions and look for potential conflicts, including but not limited to utilities, driveways, visual obstructions, etc. When conflicts are found, adjust the staked location of signs to mitigate conflicts. Because the sign locations in the proposal are approximate and the location of some signs may need to be adjusted due to conflicts, during staking operations the Contractor shall refer to and utilize the information in the Manual on Uniform on Traffic Control Devices

Staking

Page 2 of 2

(MUTCD), current edition. The MUTCD cover items such as: appropriate sign location, advance placement distances, and spacing requirements for signing. The intent is for the proposed signs to be consistent with, and meet the requirements of, the MUTCD. Once the proposed sign locations have been staked, notify and coordinate with the District Traffic Engineer, and perform a review of the staked locations. Adjust the staked locations, as directed by the District Traffic Engineer and obtain approval of the final staked locations. This review will also be used to determine if there are any existing signs that require removal and/or relocation. Provide the District Traffic Engineer with 2 weeks of notice when a route will be ready for a review of the staked locations. NOTE: The District Traffic Engineer may determine that the proposed signing, including sign types and messages, needs to be adjusted and/or modified from what is shown in the proposal. Therefore, the Contractor shall not order any sign material for a route until the route has been staked and final sign location approval has been given by the District Traffic Engineer.

5. Produce and furnish to the Engineer "As Built" information for the superelevation improvements and the drainage improvements. For superelevation improvements, as built information will consist of a record of the final pavement cross slopes every 50 feet, for each lane of travel along the curves and the transitions into and out of the curves. Elevation data of the curve improvements is not necessary; simply the cross slope percentage every 50 feet. For the drainage improvements, as built information will consist of a final record of the actual types, sizes, and locations of the drainage structures (i.e. box inlets, headwalls, junction boxes, etc.), culvert pipes, and/or box culverts constructed. Final elevation data of the drainage improvements is not necessary.
6. Using paint marks on the pavement, and/or any other means approved by the Engineer, the Contractor shall layout and pre-mark the proposed striping, pavement markings, etc. Adjust as necessary to accommodate the existing site conditions and to provide proper alignment of the proposed thru and turning lanes. Obtain approval of the pre-marked layout from the Engineer and/or District Traffic Engineer prior to installing the striping and/or pavement markings.
7. Prior to incorporating into the work, obtain the Engineers approval of all revisions determined by the Contractor.
8. Perform any and all other staking operations required to control and construct the work.

SPECIAL NOTE FOR EROSION CONTROL

I. DESCRIPTION

Perform all erosion and water pollution control work in accordance with any other notes in the Proposal, the Department's Standard and Interim Supplemental Specifications, the Special Provisions and Special Notes, and the Standard and Sepia Drawings, current editions, or as directed by the Engineer. Section references are to the Standard Specifications. This work shall consist of:

(1) Developing and preparing a Best Management Practices Plan (BMP) tailored to suit the specific construction phasing for each site within the project; (2) Preparing the project site for construction, including locating, furnishing, installing, and maintaining temporary and/or permanent erosion and water pollution control measures as required by the BMP prior to beginning any earth disturbing activity on the project site; (3) Clearing and grubbing and removal of all obstructions as required for construction; (4) Removing all erosion control devices when no longer needed; (5) Restoring all disturbed areas as nearly as possible to their original condition; (6) Preparing seedbeds and permanently seeding all disturbed areas; (7) Providing a Kentucky Erosion Prevention and Sediment Control Program (KEPSC) qualified inspector; and (8) Performing any other work to prevent erosion and/or water pollution as specified by this contract, required by the BMP, or as directed by the Engineer.

II. MATERIALS

Furnish materials in accordance with these notes, the Standard Specifications and Interim Supplemental Specifications, applicable Special Provisions and Special Notes, and the Standard and Sepia Drawings, current editions. Provide for all materials to be sampled and tested in accordance with the Department's Sampling Manual. Unless directed otherwise by the Engineer, make the materials available for sampling a sufficient time in advance of the use of the materials to allow for the necessary time for testing.

III. CONSTRUCTION

Be advised, these Erosion Control Notes do not constitute a BMP plan for the project. Jointly with the Engineer, prepare a site specific BMP plan for each drainage area within the project in accordance with Section 213. Provide a unique BMP at each project site using good engineering practices taking into account existing site conditions, the type of work to be performed, the construction phasing, methods, and the techniques to be utilized to complete the work. Be responsible for all erosion prevention, sediment control, and water pollution prevention measures required by the BMP for each site. Represent and warrant compliance with the Clean Water Act (33 USC Section 1251 et seq.), the 404 Permit, the 401 Water Quality Certification, and applicable state and local government agency laws, regulations, rules, specifications, and permits. Contrary to Section 105.05, in case of discrepancy between these notes, the Standard Specifications, Interim Supplemental Specifications, Special Provisions and Special Notes, Standard and Sepia Drawings, and such state and local government agency requirements, adhere to the most restrictive requirement.

Erosion Control Page 2 of 3

Conduct operations in such a manner as to minimize the amount of disturbed ground during each phase of the construction and limit the haul roads to the minimum required to perform the work. Preserve existing vegetation not required to be removed by the work or the contract. Seed and/or mulch disturbed areas at the earliest opportunity. Use silt fence, silt traps, temporary ditches, brush barriers, erosion control blankets, sodding, channel lining, and other erosion control measures in a timely manner as required by the BMP and as directed or approved by the Engineer. Prevent sediment laden water from leaving the project, entering an existing drainage structure, or entering a stream.

Provide for erosion control measures to be in place and functioning prior to any earth disturbance within a drainage area. Compute the volume and size of silt control devices necessary to control sediment during each phase of construction. All silt control devices shall be sized to retain a volume of 3,600 cubic feet per disturbed contributing acre. Remove sediment from silt traps before they become a maximum of ½ full. Maintain silt fence by removing accumulated trappings and/or replacing the geotextile fabric when it becomes clogged, damaged, or deteriorated, or when directed by the Engineer. Properly dispose of all materials trapped by erosion control devices at approved sites off the right of way obtained by the Contractor at no additional cost to the Department. See the Special Provision for Waste and Borrow Sites.

As work progresses, add or remove erosion control measures as required by the BMP, applicable to the Contractor's project phasing, construction methods, and techniques. Update the volume calculations and modify the BMP as necessary throughout the duration of the project. Ensure that an updated BMP is kept on site and available for public inspection throughout the life of the project.

The required volume at each Silt Trap shall be computed based on the Up Gradient Contributing Areas that are disturbed and/or stabilized to the satisfaction of the Engineer. The required volume calculation for each Silt Trap shall be determined by the Contractor and verified by the Engineer. The required volume at each Silt Trap may be reduced by the following amounts:

- Up Gradient Areas not disturbed (acres)
- Up Gradient Areas that have been reclaimed and protected by Erosion Control Blanket or other ground protection material such as Temporary Mulch (acres)
- Up Gradient Areas that have been protected by Silt Fence (acres) – Areas protected by Silt Fence shall be computed at a maximum rate of 100 square feet per linear foot of Silt Fence
- Up Gradient Areas that have been protected by Silt Traps (acres)

The use of Temporary Mulch is encouraged.

Silt Trap Type B shall always be placed at the collection point prior to discharging into a Blue Line Stream or onto an adjacent Property Owner. Where overland flow exists, a Silt Fence or other filter devices may be used.

After all construction is complete, restore all disturbed areas in accordance with Section 212. Completely remove all temporary erosion control devices not required as part of the permanent erosion control from the construction site. Prior to removal, obtain the Engineer's concurrence of items to be removed. Grade the remaining exposed earth (both on and off the Right-of-Way) as nearly

Erosion Control
Page 3 of 3

as possible to its original condition, or as directed by the Engineer. Prepare the seed bed areas and sow all exposed earthen areas with the applicable seed mixture(s) according to Section 212.03.03.

IV. MEASUREMENT

The Department will measure the various erosion control items according to Section 212.04 and Section 213.04, as applicable.

V. BASIS OF PAYMENT

The Department will make payment for the various erosion control items according to Section 212.04 and Section 213.04, as applicable.

SPECIAL NOTES FOR PIPE REPLACEMENTS / EXTENSIONS

I. DESCRIPTION

Except as provided herein, perform all work in accordance with the Department's Standard Specifications, interim Supplemental Specifications, Standard and Sepia Drawings, and Special Notes and Special Provisions, current editions. Article references are to the Standard Specifications. This project shall consist of furnishing all labor, equipment, materials, and incidentals for the following:

(1) Maintaining and Controlling Traffic; (2) Constructing pipe replacements and/or pipe extensions; (3) Embankment and/or Excavation; (4) Erosion Control; and (6) Any other work as specified by this contract.

II. MATERIALS

Provide for sampling and testing of all materials in accordance with the Department's Sampling Manual. Make materials available for sampling a sufficient time in advance of the use of the materials to allow for the necessary time for testing unless otherwise specified in these notes.

A. Maintain and Control Traffic. See Traffic Control Plan.

B. Culvert Pipe. Furnish pipe meeting the requirements of Section 810. Select pipe for pH range Medium and minimum fill cover height according to the applicable Standard or Sepia Drawings, current editions. Verify maximum and minimum fill cover height required for new pipe prior to construction and obtain the Engineer's approval of the class or gauge of pipe and type of coating prior to delivering pipe to project. Furnish approved connecting bands or pipe anchors and toe walls.

C. Flowable Fill. Furnish Flowable Fill for Pipe Backfill per Section 601.03.03(B).

D. Erosion Control. See Special Note for Erosion Control.

III. CONSTRUCTION METHODS

A. Maintain and Control Traffic. See Traffic Control Plan.

B. Erosion Control. See Special Note for Erosion Control.

C. Site Preparation. Be responsible for all site preparation including, but not limited to, saw cutting and removing pavement; clearing and grubbing; staking; incidental excavation and backfilling; common and solid rock excavation; embankment in place; removal of obstructions, or any other items; restoration of pavements, slopes, and all disturbed areas; final dressing and cleanup; and disposal of materials. Limit clearing and grubbing to the absolute minimum required to construct the drainage features. Perform all site preparation only as approved or directed by the Engineer.

Pipe Replacements/Extensions
Page 2 of 5

- D. Removing Headwalls, Pipe, and Excavation.** Remove existing headwalls and lengths of culvert and/or entrance pipes at the approximate locations noted on the summary. The Engineer will determine the exact locations and lengths of pipe to be removed at the time of construction. When removing pipe, or any portion of pipe under the roadway, saw cut the existing asphalt pavement and base to a neat edge prior to excavation and removal of the existing pipe. NOTE: Saw cutting the pavement shall be incidental. Obtain the Engineer's approval of trench width and/or saw cutting limits prior to saw cutting the pavement. Excavate the trench and remove the pipe as directed, or approved, by the Engineer without disturbing existing underground utilities.
- E. Constructing Pipe, Headwalls, and Drainage Boxes.** Construct culvert and/or entrance pipes, pipe extensions, headwalls, drainage boxes, and other drainage structures at the locations shown in the proposal or as designated by the Engineer. The contractor will establish, with the approval of the Engineer, the final centerlines, flow lines, and skews to obtain the best fit with the existing and/or proposed ditches and other proposed improvements. (See the Special Note for Staking.) Construct pipe bedding according to Section 701 and the applicable Standard or Sepia Drawings, current editions. Use approved connecting bands or concrete anchors as required. Prior to backfilling pipe, obtain the Engineer's approval of the pipe installation. Provide Positive drainage upon completion of pipe installation.
- F. Pipe Backfill.** Backfill entrance pipes according to Section 701.03.06. Contrary to Section 701.03.06, backfill culvert pipes with flowable fill for the width of the roadway and as shown on the Pipe Replacement Detail. Steel plates will likely be required to maintain traffic while the flowable fill cures. Once the flowable fill has sufficiently cured, place the Asphalt Base in lifts with thicknesses of 3-4 inches, up to the surface of the existing pavement. Seal with Leveling & Wedging. Allow the asphalt base and leveling & wedging to be exposed to traffic for a minimum of 14 days to allow for settlement. During the waiting period, level & wedge any settlement as directed by the Engineer. After the waiting period has been met for the last pipe replacement constructed, the final milling and/or surfacing operations can begin, unless directed otherwise by the Engineer.
- G. Embankments.** Backfill pipe and culvert extensions, and construct shoulder embankments as directed by the Engineer. The contractor shall bench into the existing slope and apply proper compaction according to Section 206. For more information and details on benching, refer to Note 2 on the detail sheet titled: DITCHING & SHOULDERING AND EMBANKMENT BENCHING DETAILS, found elsewhere in the Proposal. Provide positive drainage of ditches, shoulders, and slopes at all times during, and upon completion of construction.
- H. Property Damage.** Be responsible for all damage to public and/or private property resulting from the work. Repair or replace damaged roadway features in like kind materials and design, as directed by the Engineer at no additional cost to the Department. Repair or replace damaged private property in like kind materials and design to the satisfaction of the owner and the Engineer at no additional cost to the Department.

Pipe Replacements/Extensions
Page 3 of 5

- I. Coordination with Utility Companies.** Locate all underground, above ground, and overhead utilities prior to beginning construction. Be responsible for contacting and maintaining liaison with all utility companies that have utilities located within the project limits. Do not disturb existing overhead or underground utilities. It is not anticipated that any utility facilities will need to be relocated and/or adjusted; however, in the event that it is discovered that the work does require that utilities be relocated and/or adjusted, the utility companies will work concurrently with the Contractor while relocating their facilities. Be responsible for repairing all utility damage that occurs as a result of pipe replacement and pipe extension operations at no additional cost to the Department. NOTIFY THE ENGINEER AND THE UTILITY OWNER(S) IMMEDIATELY WHEN IT IS DISCOVERED OR ANTICIPATED THAT ANY UTILITY CONFLICT COULD DELAY THE CONTRACTOR'S OPERATIONS. If the total delay exceeds ten working days, an extension of the specified completion date will be negotiated with the Contractor for delay to the Contractor's work; however, no extension will be granted for any delay caused by the Contractor's failure to notify the Engineer and/or the utility company as specified above when a conflict is discovered or anticipated as specified.
- J. Right-of-Way Limits.** The Department has not established exact limits of the Right-of-Way. Unless a consent and release form is obtained from the adjoining property owner, limit work activities to the obvious Right-of-Way and staging areas secured by the Contractor at no additional cost to the Department. In the event that private improvements (i.e. fences, buildings, etc.) encroach upon the Right-of-Way, the contractor shall notify the Engineer and limit work activities in order to NOT disturb the improvements. If they become necessary, the Department will secure consent and releases from property owners through the Engineer. Be responsible for all encroachments onto private lands.
- K. Clean Up, Disposal of Waste.** Clean up the project area as work progresses. Dispose of all removed concrete, pipe, pavement, debris, excess and unsuitable excavation, and all other waste at approved sites off the Right of Way obtained by the Contractor at no additional cost to the Department. See the Special Provision for Waste and Borrow Sites.
- L. Final Dressing, Seeding and Protection.** Grade all disturbed areas to blend with the adjacent roadways features and to provide a suitable seed bed. Apply Class A Final Dressing to all disturbed areas, both on and off the Right-of-Way. Sow all disturbed earthen areas with the applicable seed mixture(s) according to Section 212.03.03.
- M. Erosion Control.** See the Special Note for Erosion Control.

IV. METHOD OF MEASUREMENT

- A. Maintain and Control Traffic.** See the Traffic Control Plan.
- B. Site Preparation.** Other than the bid items listed, site preparation will NOT be measured for payment, but shall be incidental to culvert and/or entrance pipe bid items, as applicable.

Pipe Replacements/Extensions
Page 4 of 5

- C. Remove Headwall.** The Department will measure the removal of existing headwalls as Each. Any excavation, including rock excavation, necessary to remove existing headwalls will NOT be measured for payment, but shall be incidental to the bid item "Remove Headwall".
- D. Remove Pipe.** Removal of existing culvert and entrance pipe shall be measured according to Section 701.04.14. Any excavation, including rock excavation, necessary to remove existing pipe will NOT be measured for payment, but shall be incidental to the bid item "Remove Pipe".
- E. Culvert and Entrance Pipe.** The Department will measure the quantities according to Section 701.04. Any excavation, including rock excavation, necessary to install culvert or entrance pipe shall be incidental to the corresponding pipe bid items.
- F. Headwalls, Drainage Boxes.** The Department will measure according to Section 710. Any excavation, including rock excavation, necessary to construct headwalls and/or drainage boxes will NOT be measured for payment, but shall be incidental to the applicable bid item.
- G. Excavation, Pipe Backfill, Embankments.** The Department will NOT measure for payment the following items: any excavation, including rock excavation, necessary to remove the existing pipe and/or install the proposed culvert or entrance pipe, pipe backfill material, flowable fill, and re-constructing shoulder embankments, but shall considered these items incidental to the bid items for culvert and entrance pipe.
- H. Clean Up, Disposal of Waste, Final Dressing, Seeding and Protection.** The Department will NOT measure for payment the following activities: Clean Up, Disposal of Waste, and Final Dressing. These activities shall be incidental to the project bid items. Seeding and Protection shall be measured according to Section 212.
- I. Erosion Control.** See the Special Note for Erosion Control.

V. BASIS OF PAYMENT

- A. Maintain and Control Traffic.** See the Traffic Control Plan.
- B. Remove Headwall.** The Department will make payment for the completed and accepted quantities of Each headwall removed. Payment at the Contract unit price per Each shall be full compensation for furnishing all labor, materials, equipment, and incidentals for removing the existing headwall.
- C. Remove Pipe.** The Department will make payment according to Section 701.05. Payment at the Contract unit price per linear foot shall be full compensation for furnishing all labor, materials, equipment, and incidentals for removing the existing pipe.
- D. Culvert and Entrance Pipe.** The Department will make payment according to Section

Pipe Replacements/Extensions
Page 5 of 5

701.05. Payment at the Contract unit price per linear foot shall be full compensation for furnishing all labor, materials, equipment, and incidentals necessary for installing and backfilling new culvert and entrance pipe.

E. Headwalls, Drainage Boxes. The Department will make payment according to Section 710.

F. Erosion Control. See the Special Note for Erosion Control.

SPECIAL NOTE FOR SIGNAGE

All sign sheeting shall be from the Cabinet's List of Approved Materials.

The following signs and sign components shall be fabricated using Type IX sheeting:

- White sign legends on panel signs
- STOP (R1-1) signs
- ALL WAY (R1-3P) signs
- YIELD (R1-2) signs
- DO NOT ENTER (R5-1) signs
- WRONG WAY (R5-1a) signs

The following signs and sign components shall be fabricated using Type IX fluorescent yellow sheeting:

- Horizontal Alignment Signs and Plaques, including signs shown in Figure 2C-1 of the MUTCD
- All Advisory Speed (W13-1P) plaques

The following signs shall be fabricated using Type IX fluorescent yellow-green sheeting:

- School and school bus warning signs, including the fluorescent yellow-green signs shown in Figures 7B-1 and 7B-6 of the MUTCD and other school-related warning signs that are not included in the MUTCD.
- Bicycle Warning (W11-1) signs and SHARE THE ROAD (W16-1P) plaques or diagonal downward point arrow (W16-7P) plaques that supplement Bicycle Warning signs.
- In-Street Pedestrian Crossing (R1-6) signs and Overhead pedestrian Crossing (R1-9) signs
- Supplemental plaques to any of the previously listed signs

All other permanent signs shall be fabricated using Type III or Type IV sheeting.

SPECIAL NOTE FOR SIGNING

I. DESCRIPTION

Except as provided herein, this work shall be performed in accordance with the current edition of the Manual on Uniform Traffic Control Devices (MUTCD), the Department's current Standard Specifications and Interim Supplemental Specifications, applicable Standard and Sepia Drawings, and applicable Special Provisions. Article references are to the Standard Specifications. This project shall consist of furnishing all labor, equipment, materials, and incidentals for the following:

- (1) Maintaining and Controlling Traffic; (2) Furnish, Fabricate, and Erect Signs; and (3) All other work specified in the Contract.

II. MATERIALS

All materials shall be sampled and tested in accordance with the Department's Sampling Manual and the materials shall be available for sampling a sufficient time in advance of the use of the materials to allow for the necessary time for testing unless otherwise specified in these Notes.

- A. Maintain and Control Traffic.** See Traffic Control Plan.
- B. Erosion Control.** See Special Note for Erosion Control.

III. CONSTRUCTION METHODS

- A. Maintain and Control Traffic.** See Traffic Control Plan.
- B. Site Preparation.** Be responsible for all site preparation including, but not limited to: clearing and grubbing, staking, excavation, backfill, and removal of obstructions or any other material not covered by other items. Perform all site preparation only as approved, or directed, by the Engineer.
- C. Staking.** See Special Note for Staking.
- D. Signs and Posts.** Before beginning installation, the Contractor shall furnish to the Engineer drawings, descriptions, manufacturer's cuts, etc. covering all material to be used. Mill test reports for beams, steel panels, and each different gauge of aluminum or steel sheeting used must be submitted to the Division of Construction and approved prior to erection.

Fabricate sheet signs from .080 or .125 gauge aluminum alloy 5052-H38 or 6061-T6, in accordance with ASTM B-209, and to the size and shape specified. Prepare the side of

Signing

Page 2 of 6

the sheet to be used as the sign face to receive the retroreflective background material according to the recommendations of the sheeting and retroreflective material manufacturer(s). Sheeting used as background material for sign faces is to be the color specified and visually in accordance with the standard requirements of ASTM D-4956, and meet the requirements of Section 830 of the Standard Specifications. Contrary to Section 830.02.06, only the types and colors of sheeting as specified in the proposal will be accepted. All retroreflective material shall be fabricated and assembled in accordance with the specifications and/or recommendations of the manufacturer(s).

All hardware for the erection of sheeting signs shall be rust resistant: stainless steel, zinc coated, aluminum, or an Engineer approved material. All beams and posts shall be of sufficient lengths to extend from the top of the sign to the required embedment in the anchor. Splicing of the sign post shall NOT be allowed. For installations in soil, Type I steel posts shall be mounted on either a standard anchor, with soil stabilizer plate, or on a Type D breakaway sign support. Refer to Sheeting Sign Detail Sheet 1 of 2 for installation details for a standard anchor with soil stabilizer plate. When installing a standard anchor with soil stabilizer plate, if solid rock is encountered, the Contractor shall drill a hole to the required depth into the rock, install the anchor into the hole, and backfill the anchor post with concrete, or other method approved by the Engineer. The cost shall be incidental to Type I steel post, and a soil stabilizer plate will not be required. Refer to Standard Drawing RGX-065, current edition, for installation details of Type D breakaway sign supports. Approved manufacturers for Type D breakaway sign supports have been placed on the list of approved materials. For installations on existing concrete, such as a sidewalk, concrete median, etc., Type I steel posts shall be mounted on a Type D surface mount. For Type D surface mounts there are two permissible alternatives: Kleen Break Model 425 for Surface Mount Concrete Installations by Xcessories Squared of Auburn, IL or Snap n Safe Model S200s for 2" Sign Post by Designovations Inc. of Stilman Valley, IL. Prior to installation, the Contractor shall submit to the Engineer shop drawings of the Type D surface mount(s). Install the Type D surface mount(s) according to all the applicable requirements of the manufacturer (see shop drawings). All steel post shall meet the requirements of Section 832. All hardware including, but not limited to, sign post anchors, soil stabilizer plates, nuts, bolts, washers, fasteners, fittings, and bracing, or any other incidentals necessary to erect the signs shall be furnished by the Contractor and will be incidental to the work.

New concrete bases, posts, support anchors, signs, etc. are to be installed prior to dismantling any existing sign(s). The removal of existing signs, posts, and support anchors is to be performed concurrently with the installation of new signs, posts, and support anchors, under the same lane closure during the same work shift. Completely remove existing sign support anchors or remove them to a minimum depth of six (6) inches below existing ground line and backfill the disturbed area to the existing ground line.

Signing Page 3 of 6

When listed in the summaries, Reflective Sign Post Panels shall be 2" wide x 60" tall (or 84" tall for urban installations) and shall have three 3/8" holes (one hole in the top 3", one hole near the center, and one hole in the bottom 3") that align with the holes on the Type I steel post. Sheeting for the Reflective Sign Post Panels shall be the same Type and color as the sign installed on the post. Examples include:

- Red, fluorescent yellow, and fluorescent yellow-green (Type IX Sheeting)
- White and yellow (Type III and/or IV Sheeting).

All manufactured sheeting signs shall be free of visual defects including, but not limited to: cracks, tears, ridges, humps, discoloration, etc., and defective signs shall be replaced at no additional cost to the Department.

All sign blanks shall be hole punched by the manufacturer for either horizontal or vertical installation. Attach all aluminum sheeting signs to square post with 3/8" all steel rivets and nylon washers.

Post will be attached to the anchor with 5/16" corner bolts and 5/16" flanged nuts, and all post and anchor cuts shall be treated with a Cold Galvanizing Compound spray.

Sign posts shall be erected vertically by using a bubble level. The tolerance shall be a two (2) degree angle in any direction. For locations where there are more than one sign is mounted beside each other, the posts shall be spaced to provide approximately six inches (6") of spacing between signs.

E. Property Damage. The Contractor shall be responsible for all damage to public and/or private property resulting from the Contractor's activities. Repair or replace damaged roadway features in like kind materials and design as directed by the Engineer at no additional cost to the Department. Repair or replace damaged private property in like kind materials and design to the satisfaction of the owner and the Engineer at no additional cost to the Department.

F. Coordination with Utility Companies. Locate all underground, above ground, and overhead utilities prior to beginning construction. Be responsible for contacting and maintaining liaison with all utility companies that have utilities located within the project limits. Do not disturb existing overhead or underground utilities. It is not anticipated that any utility facilities will need to be relocated and/or adjusted; however, in the event that it is discovered that the work does require that utilities be relocated and/or adjusted, the utility companies will work concurrently with the Contractor while relocating their facilities. Be responsible for repairing all utility damage that occurs due to the Contractor's operations at no additional cost to the Department. NOTIFY THE ENGINEER AND THE UTILITY OWNER(S) IMMEDIATELY WHEN IT IS DISCOVERED OR ANTICIPATED THAT ANY UTILITY CONFLICT COULD DELAY THE CONTRACTOR'S OPERATIONS. If the total delay exceeds ten working days, an extension of the specified completion date will be negotiated with the Contractor

Signing
Page 4 of 6

for delay to the Contractor's work; however, no extension will be granted for any delay caused by the Contractor's failure to notify the Engineer and/or the utility company as specified above when a conflict is discovered or anticipated as specified.

G. Caution. The information in this proposal and shown on the plans and the type of work listed herein are approximate only and are not to be taken as an accurate evaluation of the materials and conditions to be encountered during construction; the bidder must draw their own conclusions. The Department does not give any guarantee as to the accuracy of the data and no claim for money or time extension will be considered if the conditions encountered are not in accordance with the information shown.

H. Control. Perform all work under the absolute control of the Department. Obtain the Engineer's approval of all designs required to be furnished by the Contractor prior to incorporation into the work. The Department reserves the right to have other work performed by other contractors and its own forces, and to permit public utility companies and others to do work during the construction within the limits of, or adjacent to, the project. Conduct operations and cooperate with such other parties so that interference with such other work will be reduced to a minimum. The Department will not honor any claims for money or time extension created by the operations of such other parties.

Should a difference of opinion arise as to the rights of the Contractor and others working within the limits of, or adjacent to, the project, the Engineer will decide as to the respective rights of the various parties involved in order to assure the completion of the Department's work in general harmony and in a satisfactory manner, and the Engineer's decision shall be final and binding upon the Contractor.

I. Clean Up, Disposal of Waste. Clean up the project area as work progresses. Dispose of all removed concrete, debris, and other waste as per Section 204.03.08. The Department will incur no cost to obtain the disposal sites. The Department will NOT make direct payment for disposal of waste and debris from the project. Existing anchors, signs, posts, and any other hardware or material removed from the site are to become the property of the Contractor. See Special Provision for Waste and Borrow Sites.

J. Final Dressing, Seeding and Protection. Grade all disturbed areas to blend with the adjacent roadways features and to provide a suitable seed bed. Apply Class A Final Dressing to all disturbed areas, both on and off the Right-of-Way. Sow all disturbed earthen areas with the applicable seed mixture(s) according to Section 212.03.03.

K. Erosion Control. See Special Note for Erosion Control.

IV. METHOD OF MEASUREMENT

A. Maintain and Control Traffic. See Traffic Control Plan.

Signing
Page 5 of 6

- B. Site Preparation.** Other than the bid items listed, the Department will NOT measure Site Preparation for payment, but shall be incidental to the project bid items.
- C. Signs.** The Department will measure the finished in-place area of signs in Square Feet.
- D. Sign Posts.** The Department will measure the finished in-place length of sign posts in Linear Feet, from the top of the anchor, or top of the sign support, to the top of the sign post. Laps, cutoffs, excess, and waste will NOT be measured for payment.
- E. Type D Breakaway Sign Supports.** The Department will measure Type D sign supports as Each support installed.
- F. Type D Surface Mounts.** The Department will measure Type D Surface Mounts as Each surface mount installed.
- G. Class A Concrete for Signs.** The Department will measure the Class A Concrete used in conjunction with Type D breakaway sign support installations in Cubic Yards. Any concrete that is required as backfill due to hitting rock during a standard installation shall be incidental to the bid item STEEL POST TYPE I, and soil stabilizers will not be required.
- H. Clean Up, Disposal of Waste, Final Dressing, Seeding and Protection.** The Department will NOT measure for payment the following activities: Clean Up, Disposal of Waste, and Final Dressing. These activities shall be incidental. Seeding and Protection shall be measured according to Section 212.
- I. Erosion Control.** See Special Note for Erosion Control.
- J. Remove Sign.** The Department will consider all signs attached to one or more connected posts as a single sign. The Department will measure as Each sign assembly removed and NOT each individual sign removed.
- K. Items Provided by KYTC.** The Department will NOT measure for payment the installation of signs and/or surface mounts provided by KYTC. These activities shall be incidental to the bid item STEEL POST TYPE I.

V. BASIS OF PAYMENT

- A. Maintain and Control Traffic.** See Traffic Control Plan.
- B. Signs.** The Department will make payment for the completed and accepted quantities under the bid item SBM ALUM SHEET SIGNS .125 IN or .080 IN. The Department

Signing
Page 6 of 6

will consider payment full compensation for all work and incidentals necessary to install the signs, as required by these notes and the details found elsewhere in the proposal, at the locations indicated on the summary sheets, plans, and/or as directed by the Engineer.

- C. Sign Posts.** The Department will make payment for the completed and accepted quantities under the bid item STEEL POST TYPE I. The Department will consider payment full compensation for all work and incidentals necessary to install the sign posts as required by these notes and the details found elsewhere in the proposal.
- D. Type D Breakaway Sign Supports.** The Department will make payment for the completed and accepted quantities under the bid item GMSS TYPE D. The Department will consider payment full compensation for all work and incidentals necessary to install the Type D breakaway sign supports as required by Standard Drawing RGX-065, current edition.
- E. Type D Surface Mounts.** The Department will make payment for the completed and accepted quantities under the bid item GMSS TYPE D Surface Mount. The Department will consider payment full compensation for all work and incidentals necessary to install the Type D surface mounts according to all applicable manufacturer requirements.
NOTE: There are two permissible Type D Surface Mount alternatives: Kleen Break Model 425 for Surface Mount Concrete Installations by Xcessories Squared of Auburn, IL or Snap n Safe Model S200s for 2" Sign Post by Designovations Inc. of Stilman, Valley, IL.
- F. Class A Concrete for Signs.** The Department will make payment for the completed and accepted quantities, used in conjunction with Type D breakaway sign support installations, under the bid item CLASS A CONCRETE FOR SIGNS. The Department will consider payment full compensation for all work and incidentals necessary to install the concrete as required by Standard Drawing RGX-065, current edition.
- G. Remove Sign.** The Department will make payment for the completed and accepted quantities under the bid item REMOVE SIGN. The Department will consider payment full compensation for all work and incidentals necessary to remove the existing signs, posts, anchors, and any other sign material or hardware, from the locations indicated on the summary sheets, plans, and/or as directed by the Engineer.
- H. Erosion Control.** See Special Note for Erosion Control.

SPECIAL NOTE FOR TREE, STUMP, AND BRUSH REMOVAL

I. DESCRIPTION

All work shall be performed in accordance with the Department's current Standard Specifications for Road and Bridge Construction and applicable Special Provisions, except as hereafter specified. Article references are to the Standard Specifications.

This work shall consist furnishing all equipment, labor, materials, and incidentals for the following: (1) Site Preparation; (2) Maintaining and controlling traffic; (3) Temporary erosion control and temporary pollution control; (4) Cutting, trimming, and/or removing trees, stumps, and/or brush as specified or directed by the Project Engineer; (5) Treating all cut stumps required by Project Engineer to prevent re-sprouting; (5) Clean up and disposal of waste; (6) Final dressing and seeding and protection; and (7) all other work specified in the Contract.

II. MATERIALS

All materials shall be sampled and tested in accordance with the Department's Sampling Manual and the materials shall be available for sampling a sufficient time in advance of the use of the materials to allow for the necessary time for testing unless otherwise specified in these Notes.

- A. Maintain and Control Traffic.** The Contractor shall maintain and control traffic in accordance with the Traffic Control Plan.
- B. Seeding and Protection.** Use applicable Seed Mixture as specified per Section 212.03.03.
- C. Erosion Control.** See the Special Note for Erosion Control.

III. CONSTRUCTION METHODS

- A. Maintain and Control Traffic.** The Contractor shall maintain and control traffic in accordance with the Traffic Control Plan.
- B. Cutting, Trimming, and/or Removing Trees, Stumps, and/or Brush.** The Contractor shall cut trees and/or bushes as close to the ground as possible; three inches (3") or less from ground line. Any tree trimming listed in the proposal shall be cleared as shown on the Tree Trimming Detail. Grinding of all tree stumps within the mowing zone shall be required as directed by the Engineer. All stumps that are listed on the summary and/or directed by the Engineer to be removed, are to be removed via mechanical grinding, or other methods approved by the Engineer, to a minimum depth of four (4) inches below the surrounding grade line. For trees that are cut, but will not be required to have their stump removed, treat the stump, within one hour of cutting, with the specified herbicide solution.

Tree, Stump, & Brush Removal
Page 2 of 5

Replace and level any and all soil disturbed during the tree, stump, and/or brush removal and/or tree trimming operations. Leave the soil in a condition suitable for seeding that is level with the surrounding soil grade, with no holes or indentions to catch water or present unsafe mowing conditions. This work will be incidental to the bid items “Remove Trees or Stumps” and/or “Trim and Remove Trees and Brush.”

NOTE: Tree cutting restrictions apply. See the Special Note for Tree Removal for details on the restrictions.

- C. Removal of Tree, Stump, and Brush Debris.** The Contractor will remove all debris and biomass from the trimming and/or removal of trees, stumps, and/or brush from the work site and dispose of such off the right-of-way in accordance with local, state, and federal solid waste laws and regulations. Cleanup and remove all existing down trees and brush located within the designated areas. At the discretion of the Project Engineer, the contractor may be permitted to chip and blow biomass onto non-mowing zones. Chips shall not be blown onto areas that would potentially restrict the flow of water in drainage ditches. All un-chipped biomass must be removed from roadway right-of-ways.

The Contractor shall keep the work zone free of accumulated waste material and debris at all times. Remove and dispose of all tree, stump, and brush chips off the right-of-way. Remove and dispose of all debris and waste material off the right-of-way as work is completed and at the end of each workday. Remove desirable wood pieces from the right-of-way at the end of each workday. Stockpile trees and brush off the right-of-way. At the discretion of the Project Engineer, the Contractor may be permitted to stockpile trees and brush at approved locations along the right-of-way.

The Contractor shall immediately correct any disturbance to all drainage features and structures caused by the Contractor’s work.

- D. Stump Treatment.** Within one hour of cutting, the Contractor shall apply a stump treatment mix consisting of fifty percent (50%) Glyphosate (EPA Reg. No. 524-579) with water and add twelve (12) ounces of Imazapyr (EPA Reg. No. 241-431), as specified, per gallon of solution. The addition of a non-ionic surfactant 5% (v/v) shall be added to the solution to increase uptake of the herbicide solution into the root system. Generic formulations are not acceptable. Mix the herbicide solution in the presence of the Inspector. Include a color indicator in the herbicide solution to mark the treated stumps. Spray or paint the herbicide solution onto all cut stumps within one hour after cutting. Apply the herbicide solution in a manner to avoid drift onto surrounding vegetative ground cover. Stumps in the mowing zone, designated for mechanical grinding treatment, need not receive the herbicide treatment.

Tree, Stump, & Brush Removal
Page 3 of 5

Provide herbicide material for the treatment of cut stumps meeting the following criteria:

a. Glyphosate

Active ingredient: **(Glyphosate)**

*Glyphosate, N-(phosphonomethyl)glycine, in the form of its potassium salt.....	48.7%
Inert ingredients	51.3%
Total	100.0%

* Contains 660 grams per liter or 5.5 pounds per U.S. gallon of the active ingredient glyphosate, in the form of its potassium salt. Equivalent to 540 grams per liter or 4.5 pounds per U.S. gallon of the acid, glyphosate.
EPA Reg. No. 524-579

b. Imazapyr

Active ingredient: **(Imazapyr)**

*Isopropylamine salt of Imazapyr 2-[4,5-dihydro-4-methyl-4-(1methylethyl)-5oxo-1H-imidazol-2-yl]-3-pyridinecarboxylic acid	26.7%
Inert ingredients	73.3%
Total	100%

* Equivalent to 21.8 percent 2-[4,5-dihydro-4-methyl-4-(1methylethyl)-5oxo-1H-imidazolyl]-3-pyridinecarboxylic acid or 2 pounds acid per gallon.
EPA Reg. No. 241-431

KRS 217B requires that any individual who applies pesticides to Kentucky Highway Right-of-Way areas must be certified as a Pesticide Applicator under Category 6 guidelines. Comply with all current laws and regulations established by the Federal Insecticide, Fungicide, and Rodenticide Act (FIFRA) and by KRS 217B that regulate the handling, use, and application of pesticides.

E. Property Damage. The Contractor will be responsible for all damage to public and/or private property resulting from his work.

F. Coordination with Utility Companies. NOTICE: Utility locations shown in the plans are approximate and have not been specifically located by the Department. Locate all underground, above ground and overhead utilities prior to beginning construction. The Contractor shall have the responsibility for contacting and maintaining liaison with all utility companies that have utilities located within the project limits. Do not disturb existing overhead or underground utilities. It is not anticipated that any utility facilities will need to be relocated and/or adjusted; however, in the event that it is discovered that the work does require that utilities be relocated and/or adjusted, the utility companies will work concurrently with the Utility Owner while they relocate their facilities. The Contractor shall be responsible for repairing all utility damage that occurs as a result of his operations.

Tree, Stump, & Brush Removal
Page 4 of 5

- G. Right-of-Way Limits.** The exact limits of the Right-of-Way have not been established by the Department. The Contractor shall limit his activities to obvious Right-of-Way, permanent or temporary easements, and any work areas secured by consent and release of the adjacent property owners. The Contractor shall be responsible for all encroachments onto private lands.
- H. Clean Up, Disposal of Waste.** Clean up and dispose of all removed debris by the end of each work day, and other waste as per Section 204.03.08. The Department will incur no cost to obtain the disposal sites. The Department will NOT make direct payment for clean up or disposal of waste and debris from the project. See the Special Provision for Waste and Borrow Sites.
- I. Final Dressing, Seeding and Protection.** Apply final dressing, class A to all disturbed areas, both on and off the Right-of-Way. Sow all disturbed earthen areas with the appropriate Seed Mixture as specified in Section 212.03.03.
- J. Erosion Control.** See the Special Note for Erosion Control.

IV. METHOD OF MEASUREMENT

- A. Maintain and Control Traffic.** See the Traffic Control Plan.
- B. Site preparation.** Other than the bid items listed, site preparation will NOT be measured for payment, but shall be incidental to the project bid items.
- C. Remove Trees or Stumps.** The Department will measure the quantity as each tree or stump removed. Trees or stumps to be removed under this bid item are those listed on the Plans or in this Proposal, or as directed by the Engineer.
- D. Trim & Remove Trees & Brush.** The Department will measure the quantity by linear foot, per side of the highway. See the Tree Trimming Detail for the horizontal and vertical trimming dimensions. The horizontal width is taken from the edge of pavement measured perpendicular to the roadway but not to extend beyond the obvious Right-of-Way limits, or as directed by the Engineer.
- E. Stump Treatment.** The Department will NOT measure for payment the operation of Stump Treatment. This activity shall be incidental to the bid items "Remove Trees or Stumps" and/or "Trim & Remove Trees & Brush".
- F. Clean Up, Disposal of Waste.** The Department will NOT measure for payment the operations of Clean Up and Disposal of Waste. These activities shall be incidental to the project bid items.

Tree, Stump, & Brush Removal
Page 5 of 5

G. Final Dressing, Seeding and Protection. The Department will NOT measure for payment the operations of Final Dressing. Seeding and Protection will be measured according to Section 212.

H. Erosion Control. See the Special Note for Erosion Control.

V. BASIS OF PAYMENT

A. Maintain and Control Traffic. See the Traffic Control Plan.

B. Remove Trees or Stumps. The Department will make payment for the completed and accepted quantities of each tree or stump removed. The Department will consider payment at the contract unit price as full compensation for furnishing all materials, equipment, labor, other expenses, and all incidentals necessary to complete the work of removing the trees and/or stumps.

C. Trim & Remove Trees & Brush. The Department will make payment for the completed and accepted quantities per linear foot. The Department will consider payment at the contract unit price as full compensation for furnishing all materials, equipment, labor, other expenses, and all incidentals necessary to complete the work of trimming and removing the trees and/or brush.

D. Erosion Control. See the Special Note for Erosion Control.

SPECIAL NOTE FOR COMPLETION DATES & LIQUIDATED DAMAGES

The ultimate fixed completion date for this project will be August 1, 2019. Liquidated Damages for failure to complete the project on time will be assessed following Section 108.09.

In addition to the requirements of Section 108.09, the Department will assess Liquidated Damages for any and all lane and/or road closures that are in place beyond approved time limits. Liquidated Damages in the amount of **\$1,000** per hour will be assessed for each hour or fraction of an hour that any lane and/or road closures remain in place beyond approved time limits.

Contrary to Section 108.09, Liquidated Damages will be assessed for the months of December through March.

Contrary to Section 108.09, Liquidated Damages will be assessed regardless of whether seasonal limitations prohibit the Contractor from performing work on the controlling operation.

All liquidated damages will be applied accumulatively.

All other applicable portions of Section 108 apply.

SPECIAL PROVISION FOR WASTE AND BORROW SITES

Obtain U.S. Army Corps of Engineer's approval before utilizing a waste or borrow site that involves "Waters of the United States". The Corps of Engineers defines "Waters of the United States" as perennial or intermittent streams, ponds or wetlands. The Corps of Engineers also considers ephemeral streams, typically dry except during rainfall but having a defined drainage channel, to be jurisdictional waters. Direct questions concerning any potential impacts to "Waters of the United States" to the attention of the appropriate District Office for the Corps of Engineers for a determination prior to disturbance. Be responsible for any fees associated with obtaining approval for waste and borrow sites from the U.S. Army Corps of Engineer or other appropriate regulatory agencies.

1-296 Waste & Borrow Sites
01/02/2012

COORDINATION OF WORK WITH OTHER CONTRACTS

Be advised, there may be an active project(s) adjacent to or within this project. The Engineer will coordinate the work of the Contractors. See Section 105.06.

1-3193 Coordination Contracts
01/02/2012

SPECIAL NOTE FOR DOUBLE ASPHALT SEAL COAT

Use RS-2 or RS-2C asphalt material that is compatible with the seal aggregate. Apply the first course of asphalt seal coat at the rate of 3.2 lbs/sy of asphalt and 30 lbs/sy of size #78 seal coat aggregate. Apply the second course at 2.8 lbs/sy of asphalt and 20 lbs/sy of size #9M seal coat aggregate. The Engineer may adjust the rate of application as conditions warrant. Use caution in applying liquid asphalt material to avoid over spray getting on curbs, gutter, barrier walls, bridges, guardrail, and other roadway appurtenances.

The Department will not measure any surface preparation required prior to applying the asphalt seal coat, but shall be incidental to “Asphalt Material for Asphalt Seal Coat”.

1-3215 Double Asphalt Seal Coat
01/02/2012

SPECIAL NOTES FOR GUARDRAIL

I. DESCRIPTION

Except as specified herein, perform all work in accordance with the Department's Standard and Supplemental Specifications, Special Notes and Special Provisions, and the Standard and Sepia Drawings, current editions. Article references are to the Standard Specifications.

Furnish all equipment, labor, materials, and incidentals for the following work items:

(1) Site preparation; (2) Remove existing guardrail systems; (3) Construct Guardrail, End Treatments, Bridge End Connectors, and Terminal Sections, as applicable; (4) Delineators for guardrail; (5) Maintain and Control Traffic; and (6) all other work specified as part of this contract.

II. MATERIALS

Except as specified herein, provide for all materials to be sampled and tested in accordance with the Department's Sampling Manual and make the materials available for sampling a sufficient time in advance of the use of the materials to allow for the necessary time for testing.

- A. Maintain and Control Traffic.** See Traffic Control Plan.
- B. Guardrail.** Furnish guardrail system components according to Section 814 and the Standard and Sepia Drawings; except use steel posts only, no alternates.
- C. Delineators for Guardrail.** Furnish white and/or yellow Delineators for Guardrail according to Standard Drawing RBR-055 – Delineators for Guardrail, current edition.
- D. Erosion Control.** See the Special Note for Erosion Control.

III. CONSTRUCTION METHODS

- A. Maintain and Control Traffic.** See Traffic Control Plan.
- B. Site Preparation.** Remove existing guardrail system, including the guardrail end treatments, Bridge End connectors and all other elements of the existing guardrail system as per Section 719, except that the Contractor will take possession of all concrete posts and all concrete associated with the existing bridge and/or guardrail end treatments. Locate all disposal areas off the Right of Way. Be responsible for all site preparation, including but not limited to, clearing and grubbing, excavation, embankment, and removal of all obstructions or any other items; regrading, reshaping, adding and compacting of suitable materials on the existing shoulders to provide proper template or foundation for the guardrail;

Guardrail Page 2 of 3

filling voids left as the result of removing existing guardrail and guard posts with dry sand; temporary pollution and erosion control; disposal of excess, waste materials, and debris; and final dressing, cleanup, and seeding and protection. Perform all site preparation as approved or directed by the engineer.

- C. Guardrail.** Except as specified herein, construct guardrail system according to Section 719 and the Standard and Sepia Drawings, current editions. Locations listed on the summary and/or shown on the drawings are approximate only. The Engineer will determine the exact termini for individual guardrail installations at the time of construction. Unless directed otherwise by the Engineer, provide a minimum two (2) foot shoulder width. Construct radii at entrances and road intersections as directed by the Engineer.

Erect guardrail to the lines and grades shown on the current Standard and Sepia Drawings, or as directed by the Engineer by any method approved by the Engineer which allows construction of the guardrail to the true grade without apparent sags.

When removing existing guardrail and installing new guardrail, do not leave the blunt end exposed where it would be hazardous to the public. When it is not practical to complete the construction of the guardrail and the permanent end treatments and terminal sections first, provide a temporary end by connecting at least 25 feet of rail to the last post, and by slightly flaring, and burying the end of the rail completely into the existing shoulder. If left overnight, place a drum with bridge panel in advance of the guardrail end and maintain during use.

- D. Delineators for Guardrail.** Construct Delineators for Guardrail according to Standard Drawing RBR-055 – Delineators for Guardrail, current edition.
- E. Property Damage.** Be responsible for all damage to public and/or private property resulting from the work. Restore damaged roadway features and private property at no additional cost to the Department.
- F. Coordination with Utility Companies.** Locate all underground, above ground, and overhead utilities prior to beginning construction. Be responsible for contacting and maintaining liaison with all utility companies that have utilities located within the project limits. Do not disturb existing overhead or underground utilities. It is not anticipated that any utility facilities will need to be relocated and/or adjusted; however, in the event that it is discovered that the work does require utilities to be relocated and/or adjusted, the utility companies will work concurrently with the Contractor while relocating their facilities. Be responsible for repairing all utility damage that occurs as a result of guardrail operations at no additional cost to the Department.
- G. Right of Way Limits.** The Department has not established the exact limits of the Right-of-Way. Limit work activities to obvious Right-of-Way, permanent or temporary easements, and work areas secured by the Department through consent and release of the adjacent property owners. Be responsible for all encroachments onto private lands.

Guardrail
Page 3 of 3

- H. Clean Up, Disposal of Waste.** Dispose of all removed concrete, debris, and other waste and debris off the Right-of-Way at sites obtained by the Contractor at no additional cost to the Department. See the Special Provision for Waste and Borrow Sites.
- I. Final Dressing, Seeding and Protection.** Apply Class A Final Dressing to all disturbed areas, both on and off the Right-of-Way. Sow all disturbed earthen areas with the applicable seed mixture(s) according to Section 212.03.03.
- J. Erosion Control.** See the Special Note for Erosion Control.

IV. METHOD OF MEASUREMENT

- A. Maintain and Control Traffic.** See Traffic Control Plan.
- B. Site preparation.** Other than the bid items listed, the Department will not measure Site Preparation for separate payment but shall be incidental to the Guardrail, End Treatments, Bridge End Connectors, and Terminal Sections, as applicable.
- C. Guardrail, End Treatments, Bridge End Connectors, Terminal Sections, and Remove Guardrail.** The Department will measure according to Section 719.04.
- D. Delineators for Guardrail.** See Standard Drawing RBR-055 – Delineators for Guardrail.
- E. Clean Up, Disposal of Waste, Final Dressing, and Seeding and Protection.** The Department will NOT measure for payment the operations of: Clean Up, Disposal of Waste, and Final Dressing. These activities shall be incidental. Seeding and Protection will be measured according to Section 212.
- F. Erosion Control.** See the Special Note for Erosion Control.

V. BASIS OF PAYMENT

- A. Maintain and Control Traffic.** See Traffic Control Plan.
- B. Guardrail, End Treatments, Bridge End Connectors, Terminal Sections, and Remove Guardrail.** The Department will make payment according to Section 719.05.
- C. Delineators for Guardrail.** See Standard Drawing RBR-055 – Delineators for Guardrail.
- D. Erosion Control.** See the Special Note for Erosion Control.

TRAFFIC CONTROL PLAN

TRAFFIC CONTROL GENERAL

Except as provided herein, traffic shall be maintained in accordance with the current editions of the Manual on Uniform Traffic Control Devices (MUTCD), Standard Specifications, and the Standard and Sepia Drawings. Except for the roadway and traffic control bid items listed, all items of work necessary to maintain and control traffic will be paid at the lump sum bid price to “Maintain and Control Traffic”.

Contrary to Section 106.01, traffic control devices used on this project may be new, or used in like new condition, at the beginning of the work and maintained in like new condition until completion of the work. Any temporary traffic control items, devices, materials, and incidentals shall remain the property of the contractor unless otherwise addressed, when no longer needed.

PROJECT PHASING & CONSTRUCTION PROCEDURES

Intersection #1 – The innermost (adjacent to median) east and westbound lanes on US 27 may be closed to through traffic between the hours of 8:30 AM and 2:00 PM for required construction activities. The Contractor shall submit proposed days of lane closures to the Engineer at least 7 calendar days in advance for approval.

Intersection #2 – Maintain alternating one-way traffic (at a minimum) on KY 1577 at all times during construction. Provide a minimum clear lane width of 10 feet; however, provide for passage of vehicles of up to 12 feet in width. If traffic should be stopped due to construction operations, and a school bus or emergency vehicle on an official run arrives on the scene, make provisions for the passage of the school bus or emergency vehicle as quickly as possible.

Lane Closures on Grand Central Boulevard will not be permitted between the hours of 7:00 am – 8:30 am and 2:30 pm – 4:00 pm when school is in session. The Contractor will need to coordinate with the local school systems to determine when schools are in session. When school is not in session, a maximum of 2 daily road closures will be permitted to complete required construction activities. The Contractor shall submit proposed road closure days to the Engineer at least 7 calendar days in advance for approval. Longer duration closures may be allowed at the discretion of the Engineer.

No lane closures will be allowed on the following dates:

Easter Weekend	Friday, April 19, 2019 – Sunday, April 21, 2019
Memorial Day Weekend	Friday, May 24, 2019 – Monday, May 27, 2019
Independence Day Weekend	Thursday, July 4, 2019 – Sunday, July 7, 2019
Labor Day Weekend	Friday, August 30, 2019 – Monday, September 2, 2019
Thanksgiving Holiday	Thursday, November 28, 2019 – Monday, December 2, 2019

Traffic Control Plan
Page 2 of 9

At the discretion of the Engineer, additional days and hours may be specified when lane and/or road closures will not be allowed.

Liquidated Damages will be assessed for any and all lane and/or road closures that occur outside of approved time limits in accordance with the Special Note for Completion Dates & Liquidated Damages.

LANE CLOSURES

Do not leave lane closures in place during prohibited periods. No long term lane closures will be allowed; therefore, lane closures will not be measured for payment.

TEMPORARY SIGNS

Temporary sign posts and splices shall be compliant with NCHRP 350 or MASH. Manufacturer's documentation validating this compliance shall be provided to the Engineer prior to installation. Temporary signs, including any splices, shall be installed according to manufacturer's specifications and installation recommendations. Contrary to section 112.04.02, only long-term temporary signs (temporary signs intended to be continuously in place for more than 3 days) will be measured for payment. Short-term temporary signs (temporary signs intended to be left in place for 3 days or less) will not be measured for payment but will be incidental to Maintain and Control Traffic.

Additional temporary traffic control signs beyond the normal lane closure signing detailed on the Standard Drawings may be required by the Engineer. Additional signs needed may include, but are not limited to, signage for reduced speed limits and will be furnished, relocated and maintained by the Contractor.

CHANGEABLE MESSAGE SIGNS

Provide changeable message signs in advance of and within the project at locations determined by the Engineer. The Engineer may vary the designated locations as the work progresses. The Engineer will determine the messages to be displayed. In the event of damage or mechanical/electrical failure, repair or replace the Changeable Message Sign within 4 hours. The Department will measure for payment the maximum number of Changeable Message Signs in concurrent use at the same time on a single day on all sections of the contract. The Department will measure individual Changeable Message Signs only once for payment, regardless of how many times they are set, reset, removed, and relocated during the duration of the project. The Department will not measure replacements for damaged Changeable Message Signs or for signs the Engineer directs be replaced due to poor condition or readability. Retain possession of the Changeable Message Signs upon completion of the work.

Traffic Control Plan
Page 3 of 9

BARRICADES

The Department will not measure barricades used in lieu of barrels and cones for channelization or delineation, but shall be incidental to Maintain and Control Traffic according to Section 112.04.01.

The Department will measure barricades used for road closures and to protect pavement removal areas in individual units Each. The Department will measure for payment the maximum number of barricades in concurrent use at the same time on a single day on all sections of the contract. The Department will measure individual barricades only once for payment, regardless of how many times they are set, reset, removed, and relocated during the duration of the project. The Department will not measure replacements for damaged barricades the Engineer directs to be replaced due to poor condition or reflectivity. Retain possession of the Barricades upon completion of construction.

TEMPORARY ENTRANCES

The Engineer will not require the Contractor to provide continuous access to farms, single family, duplex, or triplex residential properties during working hours; however, provide reasonable egress and ingress to each such property when actual operations are not in progress at that location. Limit the time during which a farm or residential entrance is blocked to the minimum length of time required for actual operations, not extended for the Contractor's convenience, and in no case exceeding six (6) hours. Notify all residents twenty-four hours in advance of any driveway or entrance closings and make any accommodations necessary to meet the access needs of disabled residents.

Except as allowed by the Phasing as specified above, maintain direct access to all side streets and roads, schools, churches, commercial properties, and apartments or apartment complexes of four or more units at all times. Access to fire hydrants must also be maintained at all times.

The Department will measure asphalt materials required to construct and maintain any temporary entrances which may be necessary to provide temporary access; however, the Department will not measure aggregates, excavation, and/or embankment, but shall be incidental to Maintain and Control Traffic. The Engineer will determine the type of surfacing material, asphalt or aggregate, to be used at each entrance.

ARROW PANELS

Use arrow panels as shown on the Standard Drawings or as directed by the Engineer. The Department will measure for payment the maximum number of arrow panels in concurrent use at the same time on a single day on all sections of the contract. The Department will measure for payment the maximum number of Changeable Message Signs in concurrent use at the same time on a single day on all sections of the contract. The Department will measure individual Arrow Panels only once for payment, regardless of how many times they are set, reset, removed, and relocated during the duration of the project. The Department will not measure replacements for damaged Arrow Panels or for panels signs the Engineer directs be replaced due to poor condition or readability for payment. Retain possession of the Arrow Panels upon completion of the work.

Traffic Control Plan
Page 4 of 9

PAVEMENT MARKINGS

Install Temporary and Permanent Striping according to Section 112. Prior to milling and/or resurfacing, locate and document the locations of the existing markings. After resurfacing, replace the markings at their approximate existing locations or as directed by Engineer. Place markings not existing prior to resurfacing as directed by the Engineer.

If there is to be a deviation from the existing striping and/or the proposed striping plan at the KY 1016 Intersection, the Engineer will furnish the Contractor an updated striping plan prior to placement of the final surface course. Install Temporary Striping according to Section 112 with the following exception:

If the Contractor's operations or phasing requires temporary markings that must subsequently be removed from the final surface course, use an approved removable lane tape; however, the Department will not measure removable lane tape for separate payment, but will measure and pay for removable lane tape as temporary striping.

PAVEMENT EDGE DROP-OFFS

Do not allow a pavement edge between opposing directions of traffic or lanes that traffic is expected to cross in a lane change situation with an elevation difference greater than 1½". Place Warning signs (MUTCD W8-11 or W8-9A) in advance of and at 1500' intervals throughout the drop-off area. Dual post the signs on both sides of the traveled way. Wedge all transverse transitions between resurfaced and un-resurfaced areas which traffic may cross with asphalt mixture for leveling and wedging. Remove the wedges prior to placement of the final surface course.

Protect pavement edges that traffic is not expected to cross, except accidentally, as follows:

Less than 2" - No protection required.

2" to 4" - Place plastic drums, vertical panels, or barricades every 50 feet. During daylight working hours only, the Engineer will allow the Contractor to use cones in lieu of plastic drums, panels, and barricades. Wedge the drop-off with DGA or asphalt mixture for leveling and wedging with a 1:1 or flatter slope in daylight hours, or 3:1 or flatter slope during nighttime hours, when work is not active in the drop-off area.

Greater than 4" - Positive separation or wedge with a 3:1 or flatter slope. If there is five feet or more distance between the edge of pavement and drop-off, then drums, panels, or barricades may be used. If the drop-off is greater than 12 inches, positive separation is strongly encouraged. If concrete barriers are used, special reflective devices or steady burn lights should be used for overnight installations. Barricades may be used if the drop-off is greater than 12 inches.

Pedestrians & Bicycles - Protect pedestrian and bicycle traffic as directed by the Engineer.

Traffic Control Plan
Page 5 of 9

USE AND PLACEMENT OF CHANGEABLE MESSAGE SIGNS

The following policy is based upon current Changeable Message Signs (CMS) standards and practice from many sources, including the Federal Highway Administration (FHWA), other State Departments of Transportation, and Traffic Safety Associations. It is understood that each CMS installation or use requires individual consideration due to the specific location or purpose. However, there will be elements that are constant in nearly all applications. Accordingly these recommended guidelines bring a level of uniformity, while still being open to regional experience and engineering judgment.

Application

The primary purpose of CMS is to advise the driver of unexpected traffic and routing situations. Examples of applications where CMS can be effective include:

- Closures (road, lane, bridge, ramp, shoulder, interstate)
- Changes in alignment or surface conditions
- Significant delays, congestion
- Construction/maintenance activities (delays, future activities)
- Detours/alternative routes
- Special events with traffic and safety implications
- Crash/incidents
- Vehicle restrictions (width, height, weight, flammable)
- Advance notice of new traffic control devices
- Real-time traffic conditions (must be kept up to date)
- Weather /driving conditions, environmental conditions, Roadway Weather Information Systems
- Emergency Situations
- Referral to Highway Advisory Radio (if available)
- Messages as approved by the County Engineer's Office

CMS should not be used for:

- Replacement of static signs (e.g. road work ahead), regulatory signage (e.g. speed limits), pavement markings, standard traffic control devices, conventional warning or guide signs.
- Replacement of lighted arrow board
- Advertising (Don't advertise the event unless clarifying "action" to be taken by driver – e.g. Speedway traffic next exit)
- Generic messages
- Test messages (portable signs only)
- Describe recurrent congestion (e.g. rush hour)
- Public service announcements (not traffic related)

Traffic Control Plan Page 6 of 9

Messages

Basic principles that are important to providing proper messages and insuring the proper operation of a CMS are:

- Visible for at least ½ mile under ideal daytime and nighttime conditions
- Legible from all lanes a minimum of 650 feet
- Entire message readable twice while traveling at the posted speed
- No more than two message panels should be used (three panels may be used on roadways where vehicles are traveling less than 45 mph). A panel is the message that fits on the face of the sign without flipping or scrolling.
- Each panel should convey a single thought; short and concise
- Do not use two unrelated panels on a sign
- Do not use the sign for two unrelated messages
- Should not scroll text horizontally or vertically
- Should not contain both the words left and right
- Use standardized abbreviations and messages
- Should be accurate and timely
- Avoid filler/unnecessary words and periods (hazardous, a, an, the)
- Avoid use of speed limits
- Use words (not numbers) for dates

Placement

Placement of the CMS is important to insure that the sign is visible to the driver and provides ample time to take any necessary action. Some of the following principles may only be applicable to controlled access roadways. The basic principles of placement for a CMS are:

- When 2 signs are needed, place on same side of roadway and at least 1,000 feet apart
- Place behind semi-rigid/rigid protection (guardrail, barrier) or outside of the clear zone
- Place 1,000 feet in advance of work zone; at least one mile ahead of decision point
- Normally place on right side of roadway; but should be placed closest to the affected lane so that either side is acceptable
- Signs should not be dual mounted (one on each side of roadway facing same direction)
- Point trailer hitch downstream
- Secure to immovable object to prevent theft (if necessary)
- Do not place in sags or just beyond crest
- Check for reflection of sun to prevent the blinding of motorist
- Should be turned ~3 degrees outward from perpendicular to the edge of pavement
- Bottom of sign should be 7 feet above the elevation of edge of roadway
- Should be removed when not in use

Traffic Control Plan
Page 7 of 9

Standard Abbreviations

The following is a list of standard abbreviations to be used on CMS:

<u>Word</u>	<u>Abbrev</u>	<u>Example</u>
Access	ACCS	ACCIDENT AHEAD/ USE ACCS RD NEXT RIGHT
Alternate	ALT	ACCIDENT AHEAD/ USE ALT RTE NEXT RIGHT
Avenue	AVE	FIFTH AVE CLOSED/ DETOUR NEXT LEFT
Blocked	BLKD	FIFTH AVE BLKD/ MERGE LEFT
Boulevard	BLVD	MAIN BLVD CLOSED/ USE ALT RTE
Bridge	BRDG	SMITH BRDG CLOSED/ USE ALT RTE
Cardinal Directions	N, S, E, W	N I75 CLOSED/ DETOUR EXIT 30
Center	CNTR	CNTR LANE CLOSED/ MERGE LEFT
Commercial	COMM	OVRSZ COMM VEH/ USE I275
Condition	COND	ICY COND POSSIBLE
Congested	CONG	HVY CONG NEXT 3 MI
Construction	CONST	CONST WORK AHEAD/ EXPECT DELAYS
Downtown	DWNTN	DWNTN TRAF USE EX 40
Eastbound	E-BND	E-BND I64 CLOSED/ DETOUR EXIT 20
Emergency	EMER	EMER VEH AHEAD/ PREPARE TO STOP
Entrance, Enter	EX, EXT	DWNTN TRAF USE EX 40
Expressway	EXPWY	WTRSN EXPWY CLOSED/ DETOUR EXIT 10
Freeway	FRWY, FWY	GN SYNDR FWY CLOSED/ DETOUR EXIT 15
Hazardous Materials	HAZMAT	HAZMAT IN ROADWAY/ ALL TRAF EXIT 25
Highway	HWY	ACCIDENT ON AA HWY/ EXPECT DELAYS
Hour	HR	ACCIDENT ON AA HWY/ 2 HR DELAY
Information	INFO	TRAF INFO TUNE TO 1240 AM
Interstate	I	E-BND I64 CLOSED/ DETOUR EXIT 20
Lane	LN	LN CLOSED MERGE LEFT
Left	LFT	LANE CLOSED MERGE LFT
Local	LOC	LOC TRAF USE ALT RTE
Maintenance	MAINT	MAINT WRK ON BRDG/ SLOW
Major	MAJ	MAJ DELAYS I75/ USE ALT RTE
Mile	MI	ACCIDENT 3 MI AHEAD/ USE ALT RTE
Minor	MNR	ACCIDENT 3 MI MNR DELAY
Minutes	MIN	ACCIDENT 3 MI/ 30 MIN DELAY
Northbound	N-BND	N-BND I75 CLOSED/ DETOUR EXIT 50
Oversized	OVRSZ	OVRSZ COMM VEH/ USE I275 NEXT RIGHT
Parking	PKING	EVENT PKING NEXT RGT
Parkway	PKWY	CUM PKWAY TRAF/ DETOUR EXIT 60
Prepare	PREP	ACCIDENT 3 MI/ PREP TO STOP
Right	RGT	EVENT PKING NEXT RGT
Road	RD	HAZMAT IN RD/ ALL TRAF EXIT 25
Roadwork	RDWK	RDWK NEXT 4 MI/ POSSIBLE DELAYS
Route	RTE	MAJ DELAYS I75/ USE ALT RTE
Shoulder	SHLDR	SHLDR CLOSED NEXT 5 MI
Slippery	SLIP	SLIP COND POSSIBLE/ SLOW SPD
Southbound	S-BND	S-BND I75 CLOSED/ DETOUR EXIT 50
Speed	SPD	SLIP COND POSSIBLE/ SLOW SPD

Traffic Control Plan
Page 8 of 9

Standard Abbreviations (cont)

<u>Word</u>	<u>Abbrev</u>	<u>Example</u>
Street	ST	MAIN ST CLOSED/ USE ALT RTE
Traffic	TRAF	CUM PKWAY TRAF/ DETOUR EXIT 60
Vehicle	VEH	OVRSZ COMM VEH/ USE I275 NEXT RIGHT
Westbound	W-BND	W-BND I64 CLOSED/ DETOUR EXIT 50
Work	WRK	CONST WRK 2MI/ POSSIBLE DELAYS

Certain abbreviations are prone to inviting confusion because another word is abbreviated or could be abbreviated in the same way. DO NO USE THESE ABBREVIATIONS:

<u>Abbrev</u>	<u>Intended Word</u>	<u>Word Erroneously Given</u>
ACC	Accident	Access (Road)
CLRS	Clears	Colors
DLY	Delay	Daily
FDR	Feeder	Federal
L	Left	Lane (merge)
LOC	Local	Location
LT	Light (traffic)	Left
PARK	Parking	Park
POLL	Pollution (index)	Poll
RED	Reduce	Red
STAD	Stadium	Standard
TEMP	Temporary	Temperature
WRNG	Warning	Wrong

Typical Messages

The following is a list of typical messages used on CMS. The list consists of the reason or problem that you want the driver to be aware of and the action that you want the driver to take.

<u>Reason/Problem</u>	<u>Action</u>
ACCIDENT	ALL TRAFFIC EXIT RT
ACCIDENT/XX MILES	AVOID DELAY USE XX
XX ROAD CLOSED	CONSIDER ALT ROUTE
XX EXIT CLOSED	DETOUR
BRIDGE CLOSED	DETOUR XX MILES
BRIDGE/(SLIPPERY, ICE, ETC.)	DO NOT PASS
CENTER/LANE/CLOSED	EXPECT DELAYS
DELAY(S), MAJOR/DELAYS	FOLLOW ALT ROUTE
DEBRIS AHEAD	KEEP LEFT
DENSE FOG	KEEP RIGHT
DISABLED/VEHICLE	MERGE XX MILES
EMER/VEHICLES/ONLY	MERGE LEFT
EVENT PARKING	MERGE RIGHT
EXIT XX CLOSED	ONE-WAY TRAFFIC
FLAGGER XX MILES	PASS TO LEFT
FOG XX MILES	PASS TO RIGHT

Traffic Control Plan
Page 9 of 9

Typical Messages (cont)

Reason/Problem

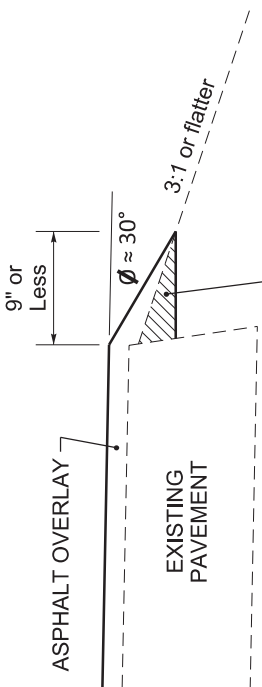
FREEWAY CLOSED
FRESH OIL
HAZMAT SPILL
ICE
INCIDENT AHEAD
LANES (NARROW, SHIFT, MERGE, ETC.)
LEFT LANE CLOSED
LEFT LANE NARROWS
LEFT 2 LANES CLOSED
LEFT SHOULDER CLOSED
LOOSE GRAVEL
MEDIAN WORK XX MILES
MOVING WORK ZONE, WORKERS IN ROADWAY
NEXT EXIT CLOSED
NO OVERSIZED LOADS
NO PASSING
NO SHOULDER
ONE LANE BRIDGE
PEOPLE CROSSING
RAMP CLOSED
RAMP (SLIPPERY, ICE, ETC.)
RIGHT LANE CLOSED
RIGHT LANE NARROWS
RIGHT SHOULDER CLOSED
ROAD CLOSED
ROAD CLOSED XX MILES
ROAD (SLIPPERY, ICE, ETC.)
ROAD WORK
ROAD WORK (OR CONSTRUCTION) (TONIGHT, TODAY, TOMORROW, DATE)
ROAD WORK XX MILES
SHOULDER (SLIPPERY, ICE, SOFT, BLOCKED, ETC.)
NEW SIGNAL XX MILES
SLOW 1 (OR 2) - WAY TRAFFIC
SOFT SHOULDER
STALLED VEHICLES AHEAD
TRAFFIC BACKUP
TRAFFIC SLOWS
TRUCK CROSSING
TRUCKS ENTERING
TOW TRUCK AHEAD
UNEVEN LANES
WATER ON ROAD
WET PAINT
WORK ZONE XX MILES
WORKERS AHEAD

Action

PREPARE TO STOP
REDUCE SPEED
SLOW
SLOW DOWN
STAY IN LANE
STOP AHEAD
STOP XX MILES
TUNE RADIO 1610 AM
USE NN ROAD
USE CENTER LANE
USE DETOUR ROUTE
USE LEFT TURN LANE
USE NEXT EXIT
USE RIGHT LANE
WATCH FOR FLAGGER

DURABLE PAVEMENT EDGE DETAIL

(Resurfacing adjacent to fill slope or ditch foreslope that is 3:1 or less)

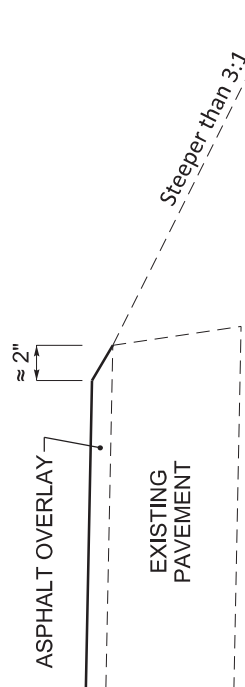


PREPARE SHOULDER ACCORDING TO STANDARD SPECIFICATIONS

EXISTING FILL SLOPE or DITCH FORESLOPE

DURABLE PAVEMENT EDGE DETAIL

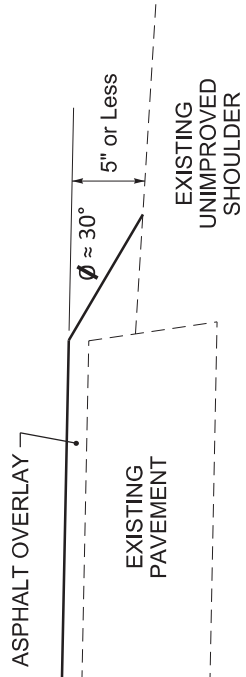
(Resurfacing adjacent to fill slope or ditch foreslope that is steeper than 3:1)



EXISTING FILL SLOPE or DITCH FORESLOPE

DURABLE PAVEMENT EDGE DETAIL

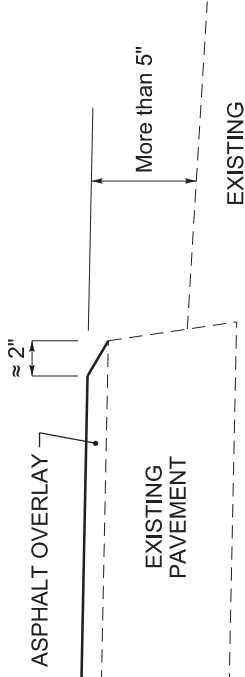
(Resurfacing adjacent to low shoulder with dropoff of 5 inches or less)



EXISTING UNIMPROVED SHOULDER

DURABLE PAVEMENT EDGE DETAIL

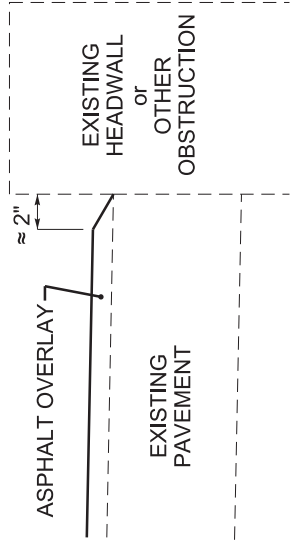
(Resurfacing adjacent to low shoulder with dropoff of more than 5 inches)



EXISTING UNIMPROVED SHOULDER

DURABLE PAVEMENT EDGE DETAIL

(Resurfacing adjacent to an obstruction, such as an existing headwall)




EXISTING HEADWALL or OTHER OBSTRUCTION

NOTES

1. DETAILS DO NOT APPLY TO OVERLAYS LESS THAN 1 INCH THICK.
2. THE DURABLE PAVEMENT EDGE DEVICE MAY BE DISENGAGED AT DRIVEWAYS, SIDE STREETS, HIGH SHOULDERS, AND OTHER LOCATIONS NOT FEASIBLE TO CONSTRUCT, AS APPROVED BY THE ENGINEER.

DRAWING NOT TO SCALE

DURABLE PAVEMENT EDGE DETAILS



KENTUCKY TRANSPORTATION CABINET
 Department of Highways
DIVISION OF RIGHT OF WAY & UTILITIES

RIGHT OF WAY CERTIFICATION

TC 62-226
 Rev. 01/2016
 Page 1 of 1

<input checked="" type="checkbox"/>	Original	<input type="checkbox"/>	Re-Certification	RIGHT OF WAY CERTIFICATION	
ITEM #	COUNTY	PROJECT # (STATE)	PROJECT # (FEDERAL)		
08-9004.40	Pulaski	FD52 100 0027 010-011	HSIP 0271 (093)		

PROJECT DESCRIPTION
 Construct a J-turn and update the signing and striping at the Intersection of US 27 & Lost Lodge Rd.

No Additional Right of Way Required
 Construction will be within the limits of the existing right of way. The right of way was acquired in accordance to FHWA regulations under the Uniform Relocation Assistance and Real Property Acquisitions Policy Act of 1970, as amended. No additional right of way or relocation assistance were required for this project.



Condition # 1 (Additional Right of Way Required and Cleared)
 All necessary right of way, including control of access rights when applicable, have been acquired including legal and physical possession. Trial or appeal of cases may be pending in court but legal possession has been obtained. There may be some improvements remaining on the right-of-way, but all occupants have vacated the lands and improvements, and KYTC has physical possession and the rights to remove, salvage, or demolish all improvements and enter on all land. Just Compensation has been paid or deposited with the court. All relocations have been relocated to decent, safe, and sanitary housing or that KYTC has made available to displaced persons adequate replacement housing in accordance with the provisions of the current FHWA directive.

Condition # 2 (Additional Right of Way Required with Exception)
 The right of way has not been fully acquired, the right to occupy and to use all rights-of-way required for the proper execution of the project has been acquired. Some parcels may be pending in court and on other parcels full legal possession has not been obtained, but right of entry has been obtained, the occupants of all lands and improvements have vacated, and KYTC has physical possession and right to remove, salvage, or demolish all improvements. Just Compensation has been paid or deposited with the court for most parcels. Just Compensation for all pending parcels will be paid or deposited with the court prior to AWARD of construction contract


Condition # 3 (Additional Right of Way Required with Exception)
 The acquisition or right of occupancy and use of a few remaining parcels are not complete and/or some parcels still have occupants. All remaining occupants have had replacement housing made available to them in accordance with 49 CFR 24.204. KYTC is hereby requesting authorization to advertise this project for bids and to proceed with bid letting even though the necessary right of way will not be fully acquired, and/or some occupants will not be relocated, and/or the just compensation will not be paid or deposited with the court for some parcels until after bid letting. KYTC will fully meet all the requirements outlined in 23 CFR 635.309(c)(3) and 49 CFR 24.102(j) and will expedite completion of all acquisitions, relocations, and full payments after bid letting and prior to AWARD of the construction contract or force account construction.

Total Number of Parcels on Project	0	EXCEPTION (S) Parcel #	ANTICIPATED DATE OF POSSESSION WITH EXPLANATION
Number of Parcels That Have Been Acquired			
Signed Deed	0		
Condemnation	0		
Signed ROE	0		

Notes/ Comments (Use Additional Sheet if necessary)

LPA RW Project Manager		Right of Way Supervisor	
Printed Name		Printed Name	Charles Hale
Signature		Signature	
Date		Date	1/3/2019
Right of Way Director		FHWA	
Printed Name		Printed Name	
Signature		Signature	No Signature Required as per FHWA-KYTC Current Stewardship Agreement
Date		Date	

Digitally signed by DM Loy
Date: 2019.01.03 08:43:04 -05'00'

	KENTUCKY TRANSPORTATION CABINET Department of Highways DIVISION OF RIGHT OF WAY & UTILITIES	TC 62-226 Rev. 01/2016 Page 1 of 1
RIGHT OF WAY CERTIFICATION		

<input checked="" type="checkbox"/> Original	<input type="checkbox"/> Re-Certification	RIGHT OF WAY CERTIFICATION	
ITEM #	COUNTY	PROJECT # (STATE)	PROJECT # (FEDERAL)
08-9004.50	Pulaski	FD52 100 91582 04R	HSIP 9010333

PROJECT DESCRIPTION
 Construct a left and right turn lane along KY 1577, adjust approach grade of Grand Central Blvd, rebuild flashing beacon, update signing and striping, and remove trees at Intersection of KY 1577 and Grand Central Blvd.

No Additional Right of Way Required
 Construction will be within the limits of the existing right of way. The right of way was acquired in accordance to FHWA regulations under the Uniform Relocation Assistance and Real Property Acquisitions Policy Act of 1970, as amended. No additional right of way or relocation assistance were required for this project.



Condition # 1 (Additional Right of Way Required and Cleared)
 All necessary right of way, including control of access rights when applicable, have been acquired including legal and physical possession. Trial or appeal of cases may be pending in court but legal possession has been obtained. There may be some improvements remaining on the right-of-way, but all occupants have vacated the lands and improvements, and KYTC has physical possession and the rights to remove, salvage, or demolish all improvements and enter on all land. Just Compensation has been paid or deposited with the court. All relocations have been relocated to decent, safe, and sanitary housing or that KYTC has made available to displaced persons adequate replacement housing in accordance with the provisions of the current FHWA directive.

Condition # 2 (Additional Right of Way Required with Exception)
 The right of way has not been fully acquired, the right to occupy and to use all rights-of-way required for the proper execution of the project has been acquired. Some parcels may be pending in court and on other parcels full legal possession has not been obtained, but right of entry has been obtained, the occupants of all lands and improvements have vacated, and KYTC has physical possession and right to remove, salvage, or demolish all improvements. Just Compensation has been paid or deposited with the court for most parcels. Just Compensation for all pending parcels will be paid or deposited with the court prior to AWARD of construction contract

Condition # 3 (Additional Right of Way Required with Exception)
 The acquisition or right of occupancy and use of a few remaining parcels are not complete and/or some parcels still have occupants. All remaining occupants have had replacement housing made available to them in accordance with 49 CFR 24.204. KYTC is hereby requesting authorization to advertise this project for bids and to proceed with bid letting even though the necessary right of way will not be fully acquired, and/or some occupants will not be relocated, and/or the just compensation will not be paid or deposited with the court for some parcels until after bid letting. KYTC will fully meet all the requirements outlined in 23 CFR 635.309(c)(3) and 49 CFR 24.102(j) and will expedite completion of all acquisitions, relocations, and full payments after bid letting and prior to AWARD of the construction contract or force account construction.

Total Number of Parcels on Project	2	EXCEPTION (S) Parcel #	ANTICIPATED DATE OF POSSESSION WITH EXPLANATION
Number of Parcels That Have Been Acquired			
Signed Deed	2		
Condemnation	0		
Signed ROE	0		

Notes/ Comments (Use Additional Sheet if necessary)

LPA RW Project Manager		Right of Way Supervisor	
Printed Name		Printed Name	Charles Hale
Signature		Signature	
Date		Date	1/2/2019
Right of Way Director		FHWA	
Printed Name	DM Loy	Printed Name	No Signature Required
Signature		Signature	as per FHWA-KYTC
Date	02 Jan 19	Date	Current Stewardship Agreement

UTILITIES AND RAIL CERTIFICATION NOTE

Pulaski County

HSIP 0271 (093) – Item No. 8-9004.40 – Construct a J-Turn and update the signing and striping at the Intersection of US 27 @ Lost Lodge Rd

HSIP 9010 (232) – Item No. 8-9004.50 – Construct a left turn lane along KY 1577, adjust the approach grade of Grand Central Blvd, rebuild the flashing beacon, remove trees, and update the signing and striping at the Intersection of KY 1577 & Grand Central Blvd

GENERAL PROJECT NOTE ON UTILITY PROTECTION

All existing utilities are to remain in service until their proposed utility relocations are complete. Holidays, bad weather, and facility outages may affect the below mentioned completion dates. It is recommended the Road Contractor contact the utility companies in order to coordinate utility relocation and roadway construction. Note: No railroads are on project and all utilities will be cleared prior to Construction.

NOTE: DO NOT DISTURB THE FOLLOWING UTILITIES LOCATED WITHIN THE PROJECT DISTURB LIMITS

The following utility companies have facilities in the general project areas.

Electric – East Kentucky Power Cooperative

East Kentucky Power Cooperative has overhead and possible underground facilities within the limits of the project areas. These facilities are to remain and are **not to be disturbed**.

Electric – LGE-KU

LGE-KU has overhead and possible underground facilities within the limits of the project areas. These facilities are to remain and are **not to be disturbed**.

Electric – South Kentucky RECC

South Kentucky RECC has overhead and possible underground facilities within the limits of the project areas. These facilities are to remain and are **not to be disturbed**.

Gas – Somerset Gas Service

Somerset Gas Service has possible underground facilities within the limits of the project areas. These facilities are to remain and are **not to be disturbed**.

Water/Sewer – City of Somerset

City of Somerset has existing water and sewer mains within the limits of the project areas. These facilities are to remain and are **not to be disturbed**.

Internet – Windstream

Windstream has existing facilities within the limits of the project areas. These facilities are to remain and are **not to be disturbed**.

Cable – Spectrum Cable Company

Spectrum Cable Company has existing facilities within the limits of the project areas. These facilities are to remain and are **not to be disturbed**.

The Contractor is fully responsible for protection of all utilities listed above

UTILITIES AND RAIL CERTIFICATION NOTE

Pulaski County

HSIP 0271 (093) – Item No. 8-9004.40 – Construct a J-Turn and update the signing and striping at the Intersection of US 27 @ Lost Lodge Rd

HSIP 9010 (232) – Item No. 8-9004.50 – Construct a left turn lane along KY 1577, adjust the approach grade of Grand Central Blvd, rebuild the flashing beacon, remove trees, and update the signing and striping at the Intersection of KY 1577 & Grand Central Blvd

THE FOLLOWING COMPANIES ARE RELOCATING/ADJUSTING THEIR UTILITIES WITHIN THE PROJECT LIMITS AND WILL BE COMPLETE PRIOR TO CONSTRUCTION

HSIP 0271 (093) – Item 8-9004.40 No relocation or adjusting of their utilities are needed at this time.

HISP 9010 (232) – Item 8-9004.50

Water– City of Somerset

City of Somerset has existing water within the limits of the project areas. These facilities are to be relocated and will be completed prior to construction.

Internet – Windstream

Windstream has existing facilities within the limits of the project areas. These facilities are to be relocated and will be completed prior to construction.

Cable – Spectrum Cable Company

Spectrum Cable Company has existing facilities within the limits of the project area. These facilities are to be relocated and will be completed prior to construction.

THE FOLLOWING COMPANIES HAVE FACILITIES TO BE RELOCATED/ADJUSTED BY THE COMPANY OR THE COMPANY’S SUBCONTRACTOR AND IS TO BE COORDINATED WITH THE ROAD CONTRACT

HSIP 0271 (093) - Item 8-9004.40 none.

HISP 9010 (232) – Item 8-9004.50

Electric – South Kentucky RECC

South Kentucky RECC has overhead facilities within the limits of the project areas. These facilities are to remain and are not to be disturbed until the lighting at the intersection is ready for the electric to be removed and new wiring of the new lighting to be done by RECC at project contractors request.

THE FOLLOWING COMPANIES HAVE FACILITIES TO BE RELOCATED/ADJUSTED BY THE ROAD CONTRACTOR AS INCLUDED IN THIS CONTRACT

None

THE FOLLOWING RAIL COMPANIES HAVE FACILITIES IN CONJUNCTION WITH THIS PROJECT AS NOTED

No Rail Involved Minimal Rail Involved (See Below) Rail Involved (See Below)

UTILITIES AND RAIL CERTIFICATION NOTE

Pulaski County

HSIP 0271 (093) – Item No. 8-9004.40 – Construct a J-Turn and update the signing and striping at the Intersection of US 27 @ Lost Lodge Rd

HSIP 9010 (232) – Item No. 8-9004.50 – Construct a left turn lane along KY 1577, adjust the approach grade of Grand Central Blvd, rebuild the flashing beacon, remove trees, and update the signing and striping at the Intersection of KY 1577 & Grand Central Blvd

UNDERGROUND FACILITY DAMAGE PROTECTION – BEFORE YOU DIG

The contractor shall make every effort to protect underground facilities from damage as prescribed in the Underground Facility Damage Protection Act of 1994, Kentucky Revised Statute KRS 367.4901 to 367.4917. It is the contractor's responsibility to determine and take steps necessary to be in compliance with federal and state damage prevention directives. The contractor is instructed to contact KY 811 for the location of existing underground utilities. Contact shall be made a minimum of two (2) and no more than ten (10) business days prior to excavation.

The contractor shall submit Excavation Locate Requests to the Kentucky Contact Center (KY 811) via web ticket entry. The submission of this request does not relieve the contractor from the responsibility of contacting non-member facility owners, whom are to be contacted through their individual Protection Notification Center. It may be necessary for the contractor to contact the County Court Clerk to determine what utility companies have facilities in the area. Non-compliance with these directives can result in the enforcement of penalties.

SPECIAL CAUTION NOTE – PROTECTION OF UTILITIES

The contractor will be responsible for contacting all utility facility owners on the subject project to coordinate his activities. The contractor will coordinate his activities to minimize and, where possible, avoid conflicts with utility facilities. Due to the nature of the work proposed, it is unlikely to conflict with the existing utilities beyond minor facility adjustments. Where conflicts with utility facilities are unavoidable, the contractor will coordinate any necessary relocation work with the facility owner and Resident Engineer. The Kentucky Transportation Cabinet maintains the right to remove or alter portions of this contract if a utility conflict occurs.

The utility facilities as noted in the previous section(s) have been determined using data garnered by varied means and with varying degrees of accuracy: from the facility owners, a result of S.U.E., field inspections, and/or reviews of record drawings. The facilities defined may not be inclusive of all utilities in the project scope and are not Level A quality, unless specified as such. It is the contractor's responsibility to verify all utilities and their respective locations before excavating.

Please Note: The information presented in this Utility Note is informational in nature and the information contained herein is not guaranteed.

UTILITIES AND RAIL CERTIFICATION NOTE

Pulaski County
<p>HSIP 0271 (093) – Item No. 8-9004.40 – Construct a J-Turn and update the signing and striping at the Intersection of US 27 @ Lost Lodge Rd</p>
<p>HSIP 9010 (232) – Item No. 8-9004.50 – Construct a left turn lane along KY 1577, adjust the approach grade of Grand Central Blvd, rebuild the flashing beacon, remove trees, and update the signing and striping at the Intersection of KY 1577 & Grand Central Blvd</p>

AREA UTILITIES CONTACT LIST

<u>Utility Company/Agency</u>	<u>Contact Name</u>	<u>Contact Information</u>
City of Somerset	Dana Whitis	306 East Mt Vernon St PO Box 989 Somerset, KY 42502-0989 606-425-5364
East Kentucky Power Cooperative	Gary Harvey	859-745-9601
LGE-KU	David Laun	180 Substation Street London, KY 40741 606-864-2821
South Kentucky RECC	Bruce Parkey	200 Electric Avenue Somerset, KY 42501 606-678-4121
Windstream	Jason Henson	130 W New Circle Road Lexington, KY 40505 859-258-2196
Somerset Gas Service	Chris Jones	306 E Mt Vernon Street Somerset, KY 42501 606-678-4466
Spectrum Cable Company	Michael Grubb	5026 South Highway 27 Somerset, KY 42501 606-678-9215

NOTE: The Utilities Contact List is provided as informational only, and may not be a complete list of all Utility Companies with facilities in the project area.

MATERIAL SUMMARY

CONTRACT ID: 194102

121GR19T003-HSIP

0810000271901

US HIGHWAY 27 (US 27) IMPROVEMENTS AT THE INTERSECTION OF US 27 & LOST LODGE ROAD ASPHALT SURFACE WITH GRADE & DRAIN, A DISTANCE OF .1 MILES.

Project Line No	Bid Code	DESCRIPTION	Quantity	Unit
0005	00003	CRUSHED STONE BASE	441.00	TON
0010	00100	ASPHALT SEAL AGGREGATE	3.20	TON
0015	00103	ASPHALT SEAL COAT	.40	TON
0020	00214	CL3 ASPH BASE 1.00D PG64-22	499.00	TON
0025	00356	ASPHALT MATERIAL FOR TACK	1.00	TON
0030	00521	STORM SEWER PIPE-15 IN	27.00	LF
0035	01310	REMOVE PIPE	4.00	LF
0040	01508	DROP BOX INLET TYPE 5C	1.00	EACH
0045	01585	REMOVE DROP BOX INLET	1.00	EACH
0050	01641	JUNCTION BOX-15 IN	1.00	EACH
0055	01890	ISLAND HEADER CURB TYPE 1	220.00	LF
0060	02200	ROADWAY EXCAVATION	266.00	CUYD
0065	02562	TEMPORARY SIGNS	120.00	SQFT
0070	02650	MAINTAIN & CONTROL TRAFFIC - (INTERSECTION OF US 27 @ LOST LODGE RD)	1.00	LS
0075	02671	PORTABLE CHANGEABLE MESSAGE SIGN	2.00	EACH
0080	02676	MOBILIZATION FOR MILL & TEXT	1.00	LS
0085	02677	ASPHALT PAVE MILLING & TEXTURING	31.00	TON
0090	02705	SILT TRAP TYPE C	1.00	EACH
0095	02708	CLEAN SILT TRAP TYPE C	1.00	EACH
0100	02726	STAKING - (INTERSECTION OF US 27 @ LOST LODGE RD)	1.00	LS
0105	06406	SBM ALUM SHEET SIGNS .080 IN	53.00	SQFT
0110	06410	STEEL POST TYPE 1	92.00	LF
0115	06514	PAVE STRIPING-PERM PAINT-4 IN	1,582.00	LF
0120	06568	PAVE MARKING-THERMO STOP BAR-24IN	43.00	LF
0125	06574	PAVE MARKING-THERMO CURV ARROW	8.00	EACH
0130	08100	CONCRETE-CLASS A	41.00	CUYD
0135	20430ED	SAW CUT	757.00	LF
0140	21596ND	GMSS TYPE D - SURFACE MOUNT	4.00	EACH
0145	22906ES403	CL3 ASPH SURF 0.38A PG64-22	71.00	TON
0150	24631EC	BARCODE SIGN INVENTORY	10.00	EACH
0155	02569	DEMOBILIZATION	1.00	LS

CONTRACT ID: 194102

121GR19T003-HSIP

0810015771901

OAK HILL ROAD (KY 1577) IMPROVEMENTS AT THE INTERSECTION OF KY 1577 & GRAND CENTRAL BLVD ASPHALT SURFACE WITH GRADE & DRAIN.

Project Line No	Bid Code	DESCRIPTION	Quantity	Unit
-----------------	----------	-------------	----------	------

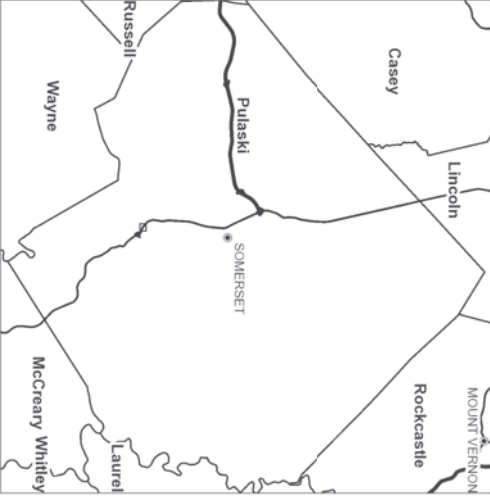
MATERIAL SUMMARY

Project Line No	Bid Code	DESCRIPTION	Quantity	Unit
0160	00307	CL2 ASPH SURF 0.38B PG64-22	403.00	TON
0165	00221	CL2 ASPH BASE 0.75D PG64-22	375.00	TON
0170	00003	CRUSHED STONE BASE	1,965.00	TON
0175	02677	ASPHALT PAVE MILLING & TEXTURING	285.00	TON
0180	00190	LEVELING & WEDGING PG64-22	52.00	TON
0185	00103	ASPHALT SEAL COAT	3.00	TON
0190	00100	ASPHALT SEAL AGGREGATE	22.00	TON
0195	00356	ASPHALT MATERIAL FOR TACK	3.00	TON
0200	02230	EMBANKMENT IN PLACE	262.00	CUYD
0205	02381	REMOVE GUARDRAIL	1,202.50	LF
0210	02360	GUARDRAIL TERMINAL SECTION NO 1	3.00	EACH
0215	02367	GUARDRAIL END TREATMENT TYPE 1	2.00	EACH
0220	02351	GUARDRAIL-STEEL W BEAM-S FACE	1,125.00	LF
0225	02391	GUARDRAIL END TREATMENT TYPE 4A	1.00	EACH
0230	02598	FABRIC-GEOTEXTILE TYPE III	2,482.00	SQYD
0235	02159	TEMP DITCH	745.00	LF
0240	02701	TEMP SILT FENCE	1,485.00	LF
0245	02704	SILT TRAP TYPE B	2.00	EACH
0250	02705	SILT TRAP TYPE C	1.00	EACH
0255	02707	CLEAN SILT TRAP TYPE B	2.00	EACH
0260	02708	CLEAN SILT TRAP TYPE C	1.00	EACH
0265	05953	TEMP SEEDING AND PROTECTION	140.00	SQYD
0270	05985	SEEDING AND PROTECTION	2,765.00	SQYD
0275	05963	INITIAL FERTILIZER	.10	TON
0280	05964	MAINTENANCE FERTILIZER	.20	TON
0285	05992	AGRICULTURAL LIMESTONE	1.80	TON
0290	06514	PAVE STRIPING-PERM PAINT-4 IN	8,074.00	LF
0295	06568	PAVE MARKING-THERMO STOP BAR-24IN	46.00	LF
0300	06574	PAVE MARKING-THERMO CURV ARROW	4.00	EACH
0305	05950	EROSION CONTROL BLANKET	89.00	SQYD
0310	00466	CULVERT PIPE-30 IN	43.00	LF
0315	01310	REMOVE PIPE	8.00	LF
0320	01210	PIPE CULVERT HEADWALL-30 IN	1.00	EACH
0325	01210	PIPE CULVERT HEADWALL-30 IN - (MODIFIED)	1.00	EACH
0330	01644	JUNCTION BOX-30 IN	2.00	EACH
0335	02483	CHANNEL LINING CLASS II	33.00	TON
0340	02155	PAVED DITCH TYPE 1 MOD	10.00	SQYD
0345	02625	REMOVE HEADWALL	2.00	EACH
0350	03269	TRIM & REMOVE TREES & BRUSH	95.00	LF
0355	06406	SBM ALUM SHEET SIGNS .080 IN	35.00	SQFT
0360	06410	STEEL POST TYPE 1	93.00	LF
0365	20418ED	REMOVE & RELOCATE SIGNS	2.00	EACH
0370	24631EC	BARCODE SIGN INVENTORY	6.00	EACH
0375	04844	CABLE-NO. 14/5C	460.00	LF
0380	04885	MESSENGER-10800 LB	320.00	LF
0385	04932	INSTALL STEEL STRAIN POLE	4.00	EACH
0390	20408ES835	INSTALL LED BEACON-12 IN	8.00	EACH
0395	24526ED	INSTALL-BEACON CONTROLLER-2 CIRCUIT	1.00	EACH
0400	23157EN	TRAFFIC SIGNAL POLE BASE	13.00	CUYD
0405	02671	PORTABLE CHANGEABLE MESSAGE SIGN	2.00	EACH

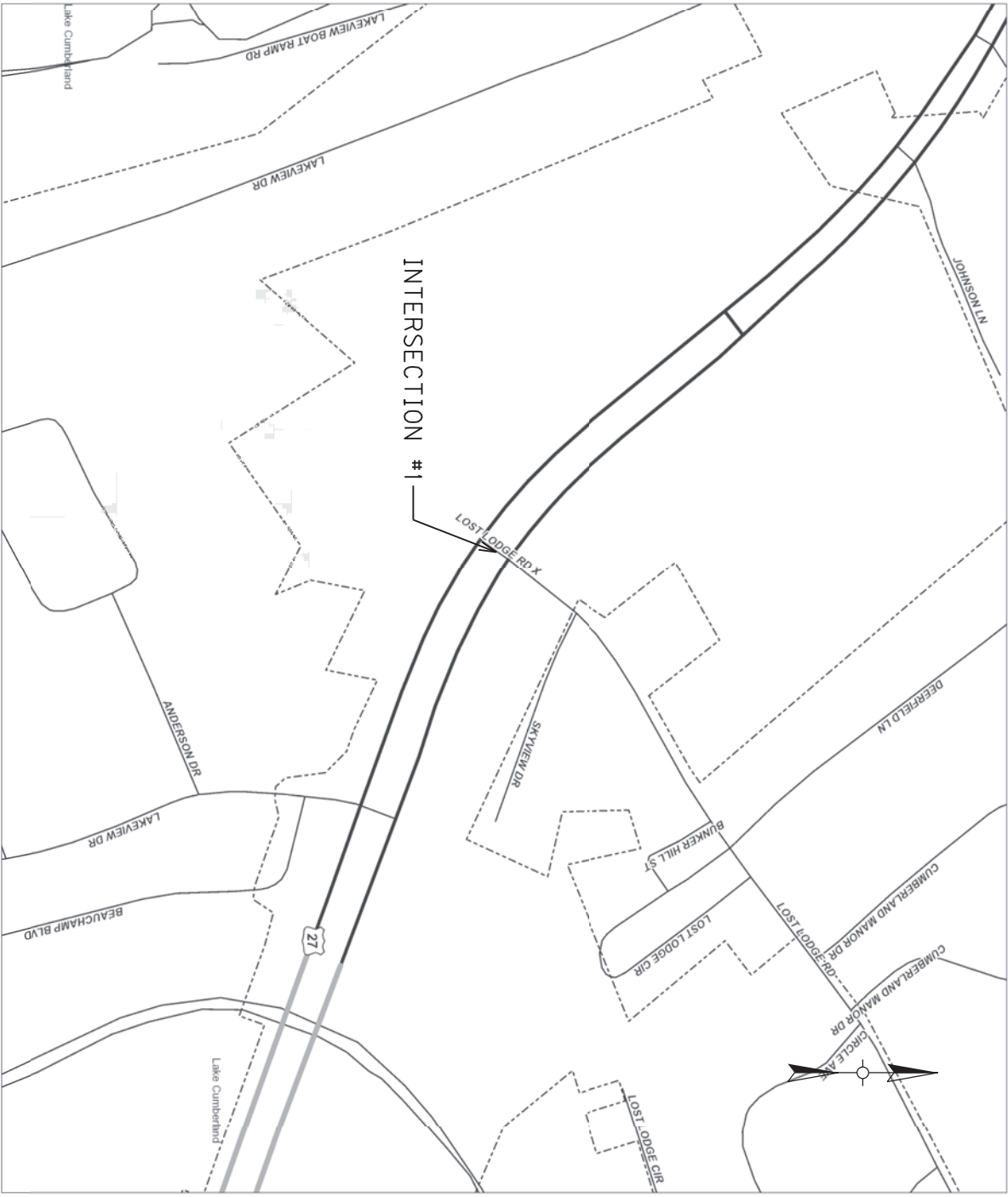
MATERIAL SUMMARY

Project Line No	Bid Code	DESCRIPTION	Quantity	Unit
0410	02676	MOBILIZATION FOR MILL & TEXT - (INTERSECTION OF KY 1577 @ GRAND CENTRAL BLVD)	1.00	LS
0415	02650	MAINTAIN & CONTROL TRAFFIC - (INTERSECTION OF KY 1577 @ GRAND CENTRAL BLVD)	1.00	LS
0420	02726	STAKING - (INTERSECTION OF KY 1577 @ GRAND CENTRAL BLVD)	1.00	LS
0425	02569	DEMOBILIZATION	1.00	LS

LOCATION MAP OF IMPROVEMENTS



TASK #	DESCRIPTION
1	CONSTRUCT PROPOSED J-TURN



US 27 / LOST LODGE ROAD IMPROVEMENTS
PROJECT LOCATION AND OVERVIEW

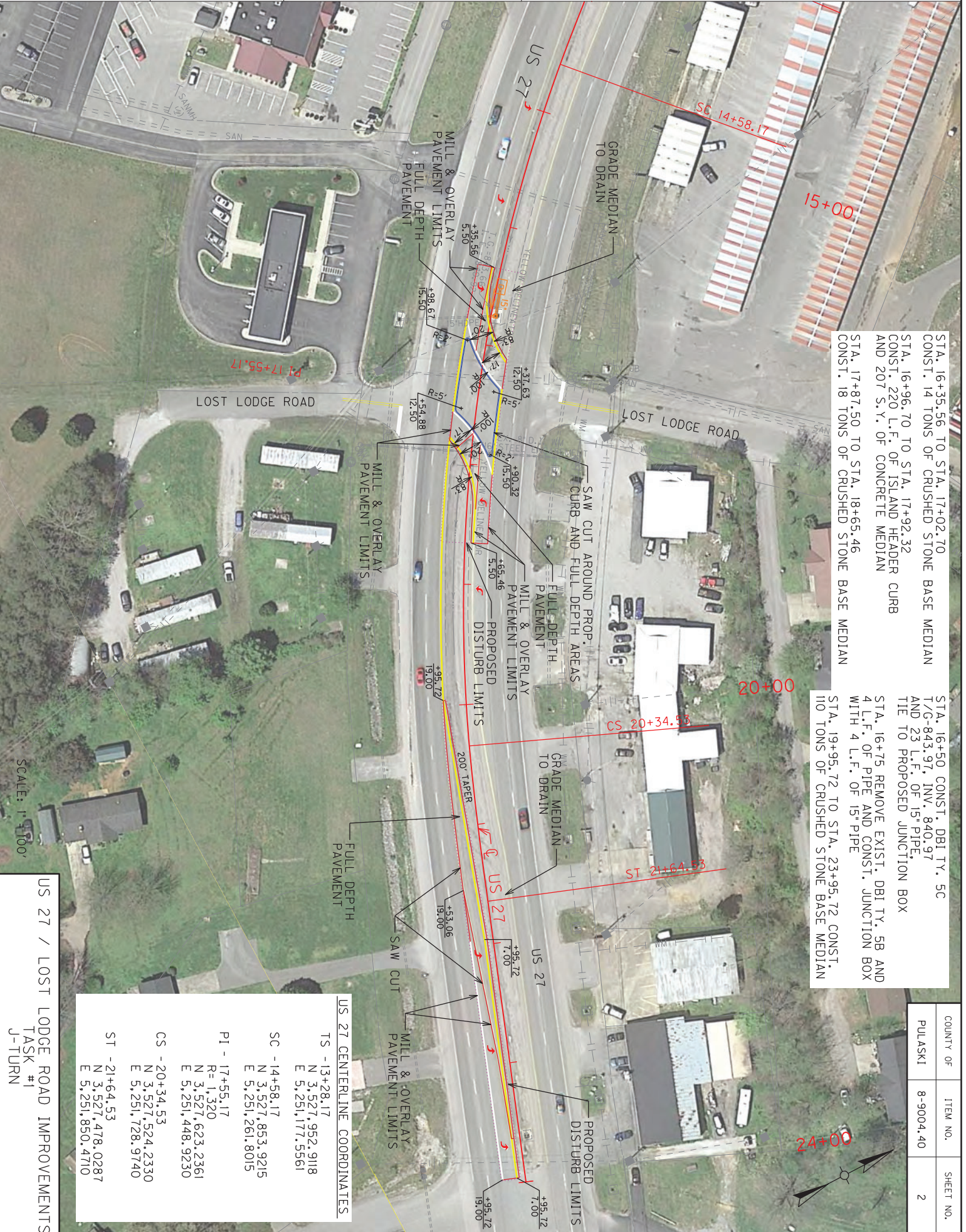
COUNTY OF	ITEM NO.	SHEET NO.
PULASKI	8-9004.40	1

USER: awestcot
DATE PLOTTED: January 16, 2019

FILE NAME: C:\PWORKING\EAST01\00340976\PL01.DGN

MicroStation v8.11.9.832

E-SHEET NAME:



STA. 16+35.56 TO STA. 17+02.70
CONST. 14 TONS OF CRUSHED STONE BASE MEDIAN

STA. 16+96.70 TO STA. 17+92.32
CONST. 220 L.F. OF ISLAND HEADER CURB
AND 207 S.Y. OF CONCRETE MEDIAN

STA. 17+87.50 TO STA. 18+65.46
CONST. 18 TONS OF CRUSHED STONE BASE MEDIAN

STA. 16+50 CONST. DBI TY. 5C
T/G-843.97, INV. 840.97
AND 23 L.F. OF 15" PIPE,
TIE TO PROPOSED JUNCTION BOX

STA. 16+75 REMOVE EXIST. DBI TY. 5B AND
4 L.F. OF PIPE AND CONST. JUNCTION BOX
WITH 4 L.F. OF 15" PIPE

STA. 19+95.72 TO STA. 23+95.72 CONST.
110 TONS OF CRUSHED STONE BASE MEDIAN

US 27 CENTERLINE COORDINATES

TS	-13+28.17
N	3,527,952.9118
E	5,251,177.5561
SC	-14+58.17
N	3,527,853.9215
E	5,251,261.8015
PI	-17+55.17
R	1,320
N	3,527,623.2361
E	5,251,448.9230
CS	-20+34.53
N	3,527,524.2330
E	5,251,728.9740
ST	-21+64.53
N	3,527,478.0287
E	5,251,850.4710

US 27 / LOST LODGE ROAD IMPROVEMENTS

TASK #1
J-TURN

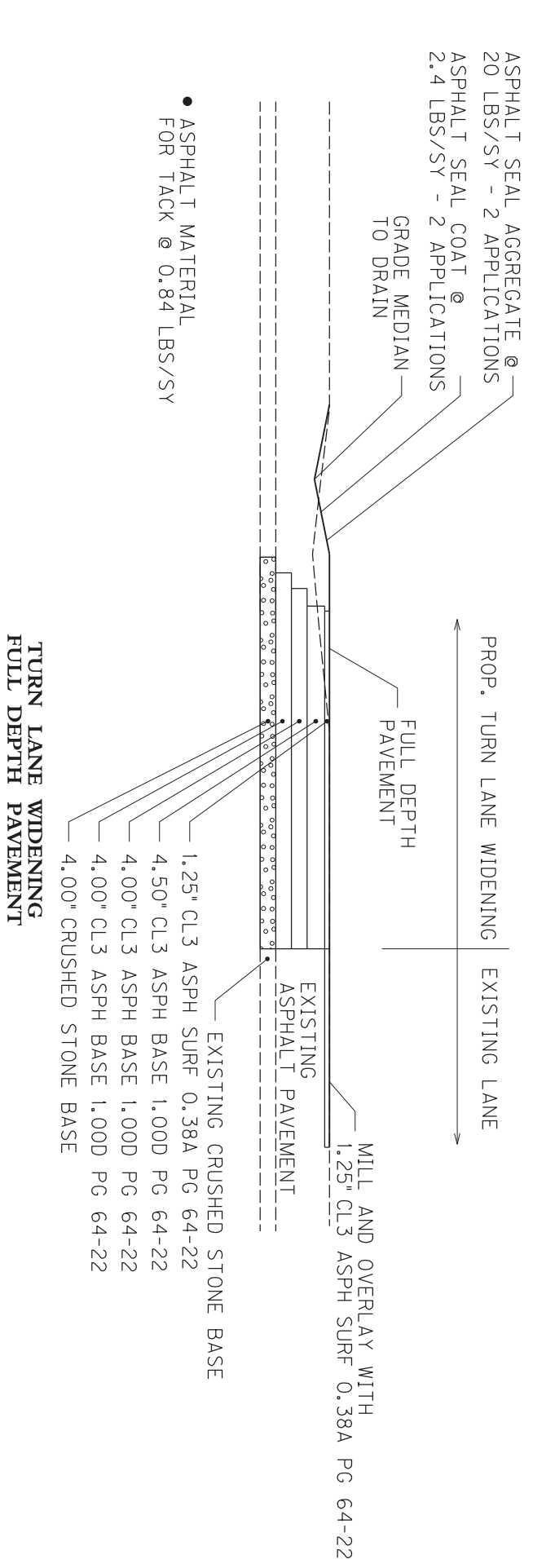
SCALE: 1" = 100'

COUNTY OF	PULASKI
ITEM NO.	8-9004.40
SHEET NO.	2

PROPOSED J-TURN

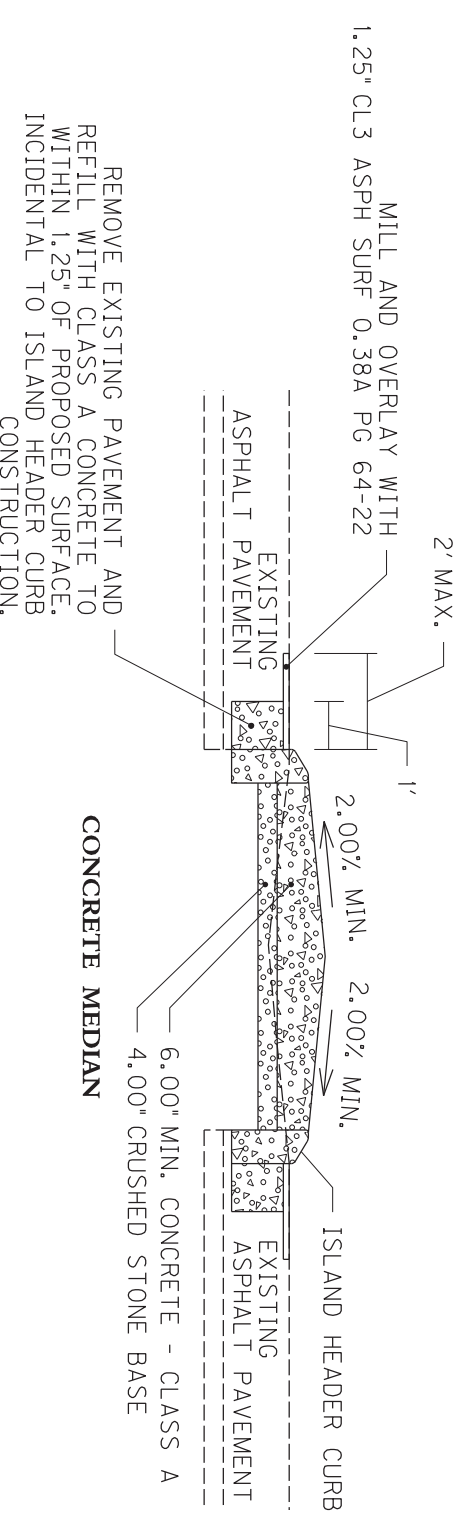
PAVEMENT DETAILS

COUNTY OF	ITEM NO.	SHEET NO.
PULASKI	8-9004.40	3



- ASPHALT MATERIAL FOR TACK @ 0.84 LBS/SY

TURN LANE WIDENING FULL DEPTH PAVEMENT



US 27 / LOST LODGE ROAD IMPROVEMENTS
TASK #1
J-TURN

PAVEMENT MARKING IMPROVEMENTS

LEGEND

- ① PAVEMENT STRIPING - PERMANENT PAINT - 4 INCH WHITE
- ② PAVEMENT STRIPING - PERMANENT PAINT - 4 INCH YELLOW
- ③ PAVEMENT MARKING - THERMOPLASTIC CURVE ARROW
- ④ PAVEMENT STRIPING - PERMANENT PAINT - 4 INCH DOUBLE YELLOW
- ⑤ PAVEMENT MARKING - THERMOPLASTIC STOP BAR - 24 INCH WHITE









SCALE: 1" = 150'

NOTE
CONTRACTOR IS TO USE CMSS TYPE D SURFACE MOUNT FOR ALL SIGNS PLACED ON THE CONCRETE MEDIUM.


US 27 / LOST LODGE ROAD IMPROVEMENTS
TASK #1
PAVEMENT MARKING / SIGNING PLAN

COUNTY OF	ITEM NO.	SHEET NO.
PULASKI	8-9004.40	4

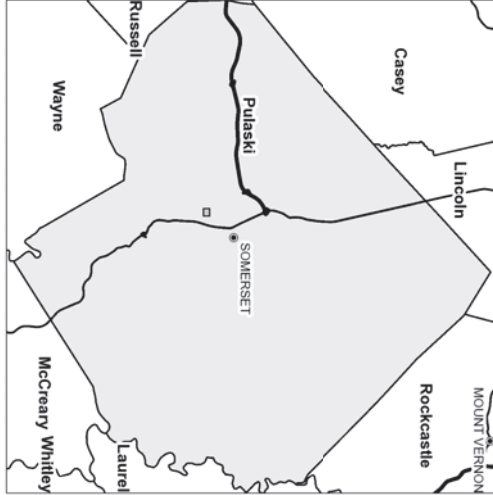
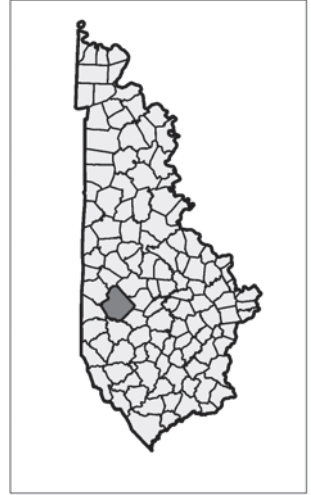
COUNTY OF	ITEM NO.	SHEET NO.
PULASKI	8-9004.40	5

SIGN/SIGN ASSEMBLY NUMBER	SIZES IN INCHES		MESSAGES ①	SPECIFICATION	SIGN LOCATION				
	HORIZ.	VERT.			SIDE OF ROAD	FACING TRAFFIC TRAVELING	ON ROAD	AT STATION (APPROXIMATE)	
S-1	24	24	 R3-2	R3-2	RT	NB	LOST LODGE ROAD	AS SHOWN ON PLAN	
S-2	36	12	 R6-1R  R1-1	R6-1R	RT	NB	LOST LODGE ROAD	AS SHOWN ON PLAN	
				R1-1	RT	NB	LOST LODGE ROAD	AS SHOWN ON PLAN	
	36	36							
S-3	36	12	 R6-1R  R1-1	R6-1R	RT	SB	LOST LODGE ROAD	AS SHOWN ON PLAN	
				R1-1	RT	SB	LOST LODGE ROAD	AS SHOWN ON PLAN	
	36	36							
S-4	24	24	 R3-2	R3-2	RT	SB	LOST LODGE ROAD	AS SHOWN ON PLAN	
S-5	36	12	 R6-1R	R6-1R	MEDIAN	NB	US 27	AS SHOWN ON PLAN	
				USE GMSS TYPE D SURFACE MOUNT					
S-6	36	12	 R6-1R	R6-1R	MEDIAN	SB	US 27	AS SHOWN ON PLAN	
				USE GMSS TYPE D SURFACE MOUNT					
S-7	36	36	 R3-4	R3-4	MEDIAN	EB	US 27	AS SHOWN ON PLAN	
				USE GMSS TYPE D SURFACE MOUNT					

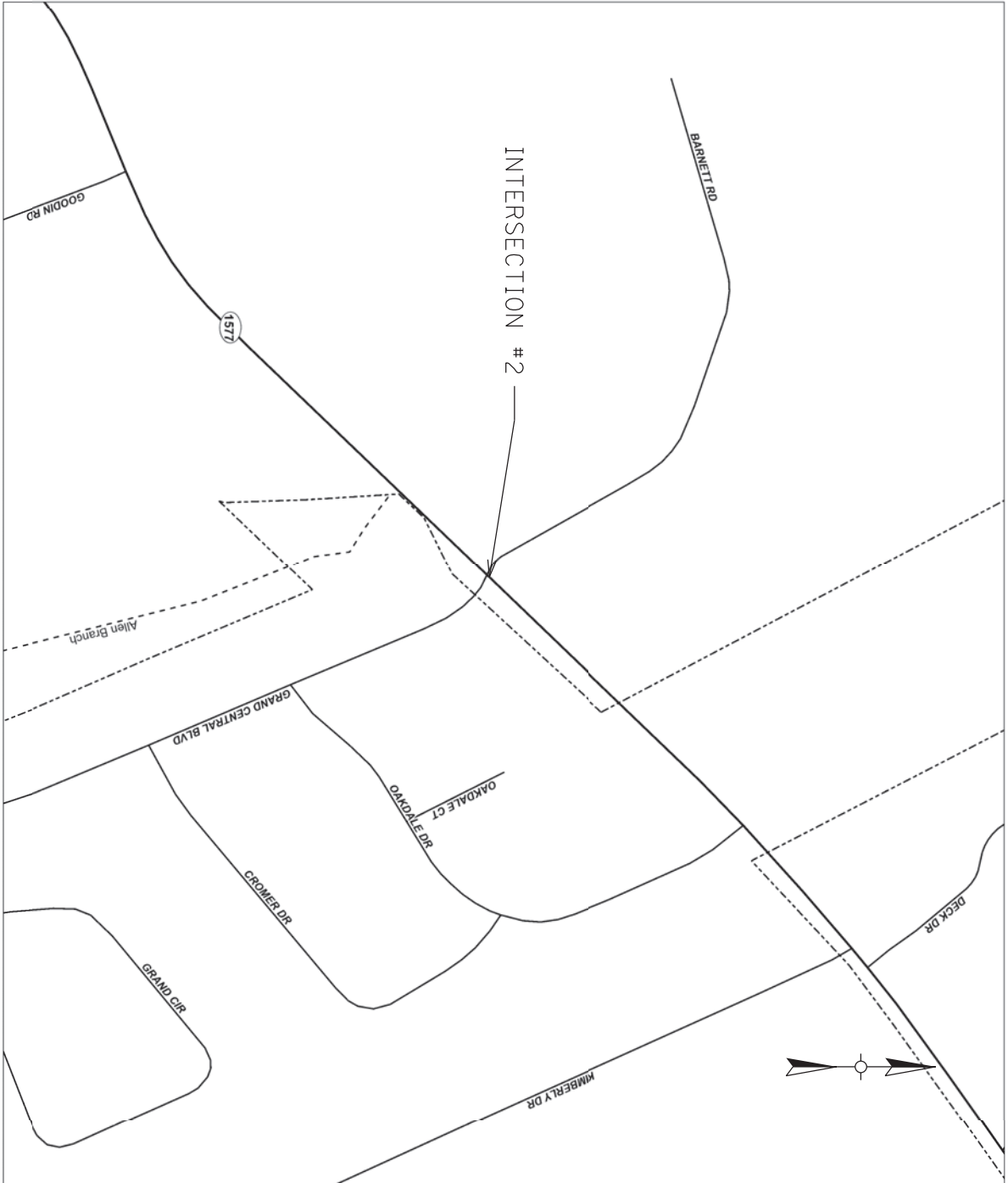
COUNTY OF	ITEM NO.	SHEET NO.
PULASKI	8-9004.40	6

SIGN/SIGN ASSEMBLY NUMBER	SIZES IN INCHES		MESSAGES ①	SPECIFICATION	SIGN LOCATION			
	HORIZ.	VERT.			SIDE OF ROAD	FACING TRAFFIC TRAVELING	ON ROAD	AT STATION (APPROXIMATE)
S-8	36	36	 R3-4	R3-4	MEDIAN	WB	US 27	AS SHOWN ON PLAN
				USE GMSS TYPE_D SURFACE MOUNT				

LOCATION MAP OF IMPROVEMENTS





TASK #	DESCRIPTION
1	RECONSTRUCT FLASHING BEACONS
2	TREE REMOVAL
3	ADD LEFT TURN LANES ON KY 1577 AND GRAND CENTRAL BOULEVARD



COUNTY OF	ITEM NO.	SHEET NO.
PULASKI	8-9004.50	1


KY 1577 / GRAND CENTRAL BOULEVARD
IMPROVEMENTS
PROJECT LOCATION AND OVERVIEW

Highway Safety Improvement Program			
 		Item No: 8-9004.50 County: Pulaski Route: KY 1577 / Grand Central Boulevard	
Intersection #2 - KY 1577 / Grand Central Boulevard Improvements			
Item No.	Item	Unit	Quantity
Task #1 - Reconstruct Flashing Beacons			
04844	Cable - No. 14/5C	LF	460
04885	Messenger - 10800 LB	LF	320
04932	Install Steel Strain Pole	EA	4
20408ES835	Install LED Beacon - 12 IN	EA	8
24526ED	Install Beacon Controller - 2 Circuit	EA	1
23157EN	Traffic Signal Pole Base	CY	13
Tasks #2 & #3 - Proposed Turn Lanes			
00003	Crushed Stone Base	TON	1,965
00100	Asphalt Seal Aggregate	TON	22
00103	Asphalt Seal Coat	TON	3
00190	Leveling & Wedging PG64-22	TON	52
00221	CL2 Asph Base 0.75D PG64-22	TON	375
00307	CL2 Asph Surf 0.38B PG64-22	TON	403
00356	Asphalt Material for Tack	TON	3
00466	Culvert Pipe-30 IN	LF	43
01210	Pipe Culvert Headwall-30 IN	EA	1
01210	Pipe Culvert Headwall-30 IN (Modified)	EA	1
01310	Remove Pipe	LF	8
01644	Junction Box-30 IN	EA	2
02159	Temp Ditch	LF	745
02230	Embankment in Place	CY	262
02351	Guardrail-Steel W Beam-S Face	LF	1,125.0
02360	Guardrail Terminal Section 1	EA	3
02367	Guardrail End Treatment Type 1	EA	2
02381	Remove Guardrail	LF	1,202.5
02391	Guardrail End Treatment Type 4A	EA	1
02483	Channel Lining Class II	TON	33
02155	Paved Ditch Type 1 MOD	SY	10
02562	Temporary Signs	SF	120
02569	Demobilization	LS	1
02598	Fabric-Geotextile Type III	SY	2,482
02625	Remove Headwall	EA	2
02650	Maintain and Control Traffic	LS	1
02671	Portable Changeable Message Sign	EA	2
02676	Mobilization for Milling and Texturing	LS	1
02677	Asphalt Pave Milling & Texturing	TON	285
02701	Temp Silt Fence	LF	1,485
02704	Silt Trap Type B	EA	2
02705	Silt Trap Type C	EA	1
02707	Clean Silt Trap Type B	EA	2
02708	Clean Silt Trap Type C	EA	1
02726	Staking	LS	1
03269	Trim & Remove Tree and Brush	LF	95
05950	Erosion Control Blanket	SY	89
05953	Temp Seeding and Protection	SY	140
05985	Seeding and Protection	SY	2,765
05963	Initial Fertilizer	TON	0.1
05964	20-10-10 Fertilizer	TON	0.2
05992	Agricultural Limestone	TON	1.8
06514	Pave Striping - Perm Paint - 4 in	LF	8,074
06568	Pave Marking - Thermo Stop Bar - 24 IN	LF	46
06574	Pave Marking - Thermo Curve Arrow	EA	4
06406	SBM ALUM Sheet Signs .080 IN	SF	35
06410	Steel Post Type 1	LF	93
20418ED	Remove and Relocate Signs	EA	2
24631EC	Barcode Sign Inventory	EA	6


COUNTY OF	ITEM NO.	SHEET NO.
PULASKI	8-9004.50	2

STEEL STRAIN POLES					
POLE	HEIGHT	SPAN	ATT. HT.	CALC. SERV. MOMENT	SAG
A	32'	A-B	28'	72.65 k-ft	5%
		A-D	26'		
B	32'	B-A	27'	91.75 k-ft	5%
		B-C	26'		
C	32'	C-B	29'	76.97 k-ft	5%
		C-D	30'		
D	32'	D-A	28'	73.07 k-ft	5%
		D-C	29'		

SIGNAL HEADS



12" BEACON WITH REFLECTIVE BACKPLATES
HEAD # 2A, 2B, 6A & 6B



12" BEACON WITH REFLECTIVE BACKPLATES
HEAD # 4A, 4B, 8A & 8B

- NOTES:**
- ALL EXISTING BEACONS AND EQUIPMENT TO BE REMOVED.
 - MAINTAIN 10' HORIZONTAL SEPARATION BETWEEN NEW STRAIN POLES AND EXISTING OVERHEAD ELECTRIC LINES.
 - MAINTAIN POWER TO EXISTING BEACONS UNTIL NEW BEACONS ARE INSTALLED. COORDINATE WORK WITH UTILITY COMPANY. UTILITY WILL PROVIDE POWER TO NEW BEACON CONTROLLER LOCATED ON POLE A.

• INSTALL STEEL STRAIN POLE A AT STA. 100+15, 40' LT.
• INSTALL NEW BEACON CONTROLLER TO POLE A

POLE MOUNTED BEACON CONTROLLER

• INSTALL STEEL STRAIN POLE B AT STA. 100+26, 52' RT.





EXISTING POLE TO BE RELOCATED

• INSTALL STEEL STRAIN POLE D AT STA. 99+33, 40' RT.

• INSTALL STEEL STRAIN POLE C AT STA. 99+33, 28' RT.

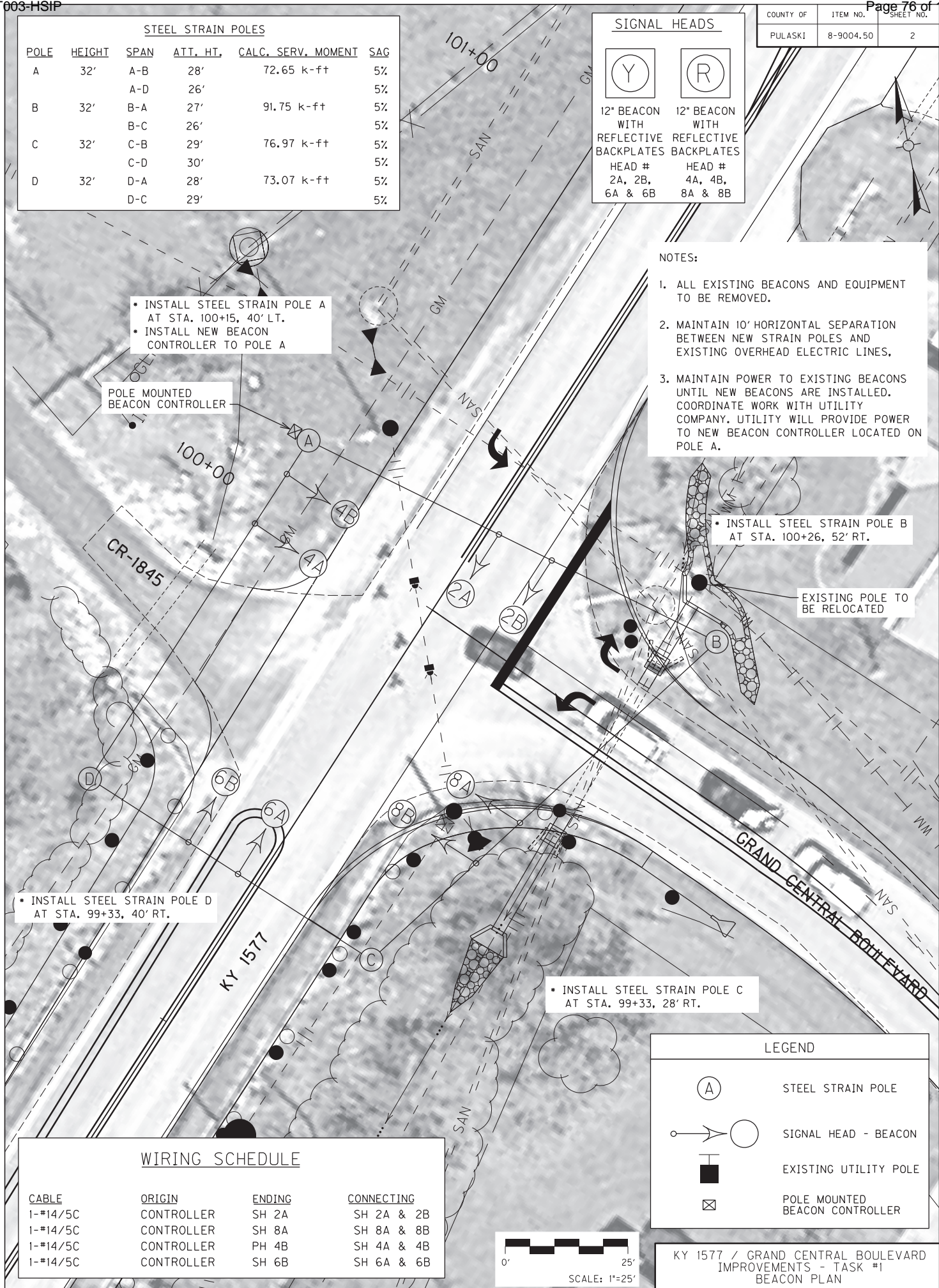
WIRING SCHEDULE			
CABLE	ORIGIN	ENDING	CONNECTING
1-#14/5C	CONTROLLER	SH 2A	SH 2A & 2B
1-#14/5C	CONTROLLER	SH 8A	SH 8A & 8B
1-#14/5C	CONTROLLER	PH 4B	SH 4A & 4B
1-#14/5C	CONTROLLER	SH 6B	SH 6A & 6B

LEGEND

-  STEEL STRAIN POLE
-  SIGNAL HEAD - BEACON
-  EXISTING UTILITY POLE
-  POLE MOUNTED BEACON CONTROLLER



KY 1577 / GRAND CENTRAL BOULEVARD IMPROVEMENTS - TASK #1
BEACON PLAN



THE STANDARD SPECIFICATIONS FOR ROAD AND BRIDGE CONSTRUCTION, CURRENT EDITION, AND OTHER SPECIAL NOTES AND SPECIFICATIONS WILL APPLY ON THIS PROJECT. SEE SECTION 106, 723, AND 112 FOR MEASUREMENT AND OTHER DETAILS. SEE SECTION 602 FOR SERIAL REINFORCEMENT SPLICING.

THE CONTRACTOR SHALL MAKE AN INSPECTION OF THE PROJECT SITE PRIOR TO SUBMITTING A BID AND SHALL BE THOROUGHLY FAMILIARIZED WITH EXISTING CONDITIONS. SUBMISSIONS OF A BID WILL BE CONSIDERED AN AFFIRMATION OF THIS INSPECTION HAVING BEEN COMPLETED.

THE CONTRACTOR SHALL BE RESPONSIBLE FOR PICKING UP INSTALL ITEMS FROM THE FRANKFORT POLE YARD AND DELIVERING THESE ITEMS TO THE SITE. THE CONTRACTOR SHALL CONTACT FRANKFORT POLE YARD PERSONNEL (502-782-8994/502-330-8153 OR EMAIL: KIM.STAMPER@KY.GOV) AND ARRANGE TO PICK UP INSTALL ITEMS AT A MINIMUM OF TWO (2) WORKING DAYS PRIOR TO ARRIVAL. THE CONTRACTOR SHALL ALSO CONTACT THE SIGNAL SYSTEM BRANCH (502-782-5543/502-782-5547 OR EMAIL: JOE.THOMPSON@KY.GOV/ LARRY.IRISH@KY.GOV) TO ARRANGE PROGRAMMING OF THE ROUTER USED FOR COMMUNICATION IN THE TRAFFIC SIGNAL A MINIMUM OF TWO (2) WORKING DAYS PRIOR TO ARRIVAL. FAILURE TO PROVIDE POLE YARD PERSONNEL/SIGNAL SYSTEM BRANCH THIS ADVANCE NOTICE COULD RESULT IN LONG DELAYS OR REFUSAL TO DISTRIBUTE EQUIPMENT UPON ARRIVAL.

AJD SENTENCE TO SECTION 835.15. ALL WIRE SHALL HAVE WORKING ADDED TO THE OUTER JACKET THAT STATES: * PROPERTY OF KENTUCKY TRANSPORTATION CABINET 502 564 0501*

MEASUREMENT NOTES THAT ARE IN ADDITION TO SECTION 723

BLANKOUT SIGN - DEPARTMENT WILL MEASURE THE QUANTITY AS EACH INDIVIDUAL UNIT FURNISHED AND INSTALLED. THE DEPARTMENT WILL NOT MEASURE CONNECTION TO SIGNAL CONDUCTORS OR SPAN WIRE HANGER ASSEMBLY (PELCO SE-3019 OR APPROVED EQUAL) AND WILL CONSIDER THESE INCIDENTAL TO THIS ITEM OF WORK.

ADVANCE WARNING FLASHER - DEPARTMENT WILL MEASURE THE QUANTITY AS EACH INDIVIDUAL UNIT FURNISHED AND INSTALLED. THE DEPARTMENT WILL NOT MEASURE 48X48 INCH SIGN WITH CHANNEL POSTS, 72X44 INCH SPAN MOUNTED SIGN, CONDUIT FROM STEEL STRAIN POLE TO SIGNAL HEADS ON SIDE MOUNTED SIGN, CONDUIT FITTINGS AND STRAPS, OR ANY ASSOCIATED SIGN MOUNTING HARDWARE AND WILL CONSIDER THESE INCIDENTAL TO THIS ITEM OF WORK.

INSTALL VIDEO CAMERA - DEPARTMENT WILL MEASURE THE QUANTITY AS EACH INDIVIDUAL UNIT INSTALLED. THE DEPARTMENT WILL NOT MEASURE INSTALLATION OF SPECIFIED VIDEO CAMERA, VIDEO MODULES, OR MOUNTING BRACKET AS SHOWN ON THE DETAIL SHEET AND WILL CONSIDER THESE INCIDENTAL TO THIS ITEM OF WORK. UP TO TWO RELOCATIONS OF THE VIDEO CAMERA TO A TRAFFIC POLE AND ANY CAMERA MODIFICATIONS DUE TO LANE SHIFTS OR CLOSURES WILL NOT BE MEASURED BY THE DEPARTMENT AND WILL BE CONSIDERED INCIDENTAL TO THIS ITEM OF WORK. THE DEPARTMENT WILL NOT MEASURE THE REMOVAL OF VIDEO CAMERA EQUIPMENT, MOUNTING BRACKET, WIRES, OR ANY OTHER ASSOCIATED HARDWARE AND WILL CONSIDER THEIR REMOVAL INCIDENTAL TO THIS ITEM OF WORK. THE CONTRACTOR SHALL NOTIFY THE RESIDENT ENGINEER WHEN VIDEO LOOPS ARE TO BE INSTALLED, UPON COMPLETION OF SIGNAL WORK ALL UNUSED EQUIPMENT SHALL BE RETURNED TO THE DIVISION OF TRAFFIC OPERATIONS IN FRANKFORT, KY. THE CONTRACTOR SHALL NOTIFY DISTRICT TRAFFIC TWO WEEKS IN ADVANCE OF ANY MODIFICATIONS OR RELOCATIONS OF VIDEO CAMERAS.

INSTALL TEMPORARY VIDEO CAMERA - DEPARTMENT WILL MEASURE THE QUANTITY AS EACH INDIVIDUAL UNIT INSTALLED. THE DEPARTMENT WILL NOT MEASURE INSTALLING AND MAINTAINING SPECIFIED VIDEO CAMERA, VIDEO MODULES, OR MOUNTING BRACKET AS SHOWN ON THE DETAIL SHEET AND WILL CONSIDER THESE INCIDENTAL TO THIS ITEM OF WORK. THE DEPARTMENT WILL NOT MEASURE FURNISHING AND INSTALLING TRUSS TYPE ARM (IF NECESSARY), POWER CABLE, COAXIAL CABLE, OR ANY HARDWARE NECESSARY FOR PROPER INSTALLATION AND WILL CONSIDER THESE INCIDENTAL TO THIS ITEM OF WORK. UP TO TWO RELOCATIONS OF THE VIDEO CAMERA TO A TRAFFIC POLE AND ANY CAMERA MODIFICATIONS DUE TO LANE SHIFTS OR CLOSURES WILL NOT BE MEASURED BY THE DEPARTMENT AND WILL BE CONSIDERED INCIDENTAL TO THIS ITEM OF WORK. THE DEPARTMENT WILL NOT MEASURE THE REMOVAL OF VIDEO CAMERA EQUIPMENT, MOUNTING BRACKET, WIRES, OR ANY OTHER ASSOCIATED HARDWARE AND WILL CONSIDER THEIR REMOVAL INCIDENTAL TO THIS ITEM OF WORK. THE CONTRACTOR SHALL NOTIFY THE RESIDENT ENGINEER WHEN VIDEO LOOPS ARE TO BE INSTALLED, UPON COMPLETION OF SIGNAL WORK ALL UNUSED EQUIPMENT SHALL BE RETURNED TO THE DIVISION OF TRAFFIC OPERATIONS IN FRANKFORT, KY. THE CONTRACTOR SHALL NOTIFY DISTRICT TRAFFIC TWO WEEKS IN ADVANCE OF ANY MODIFICATIONS OR RELOCATIONS OF VIDEO CAMERAS.

INSTALL SIGNAL CONTROLLER THE ATC. THE DEPARTMENT WILL MEASURE THE QUANTITY AS EACH INDIVIDUAL UNIT INSTALLED. THE DEPARTMENT WILL NOT MEASURE THE CONCRETE BASE, MOUNTING THE CABINET, CONNECTING THE SIGNAL AND DETECTORS, EXCAVATION, BACKFILLING, RESTORATION, ANY NECESSARY POLE OR TRUSS, OR ANY HARDWARE NECESSARY FOR PROPER INSTALLATION. ALL NECESSARY PERMITS AND RECORD BUILDING CONSIDER THEM INCIDENTAL TO THIS ITEM OF WORK. THE DEPARTMENT WILL ALSO NOT MEASURE CONNECTING THE INDUCTION LOOP AMPLIFIERS, PEDESTRIAN ISOLATORS, LOAD SWITCHES, MODEL 400 MODEM CARB FOR PAYMENT AND WILL CONSIDER THEM INCIDENTAL TO THIS ITEM OF WORK. THE DEPARTMENT WILL ALSO NOT MEASURE FURNISHING AND INSTALLING ELECTRICAL SERVICE CONDUCTORS, CONDUITS, ANCHORS, METER BASE, FUSED CUTOFF, FUSES, GROUND RODS, GROUND LUGS, AND GROUND WIRES FOR PAYMENT AND WILL CONSIDER THEM INCIDENTAL TO THIS ITEM OF WORK.

CONSTRUCTION AND MEASUREMENT NOTES THAT ARE CONTRARY TO SECTION 723

SUBSECTION 03.02 POLES AND BASES INSTALLATION. A)
REVISION: REPLACE ENTIRE TABLE WITH THE FOLLOWING:

MAXIMUM SERVICE FORCES		DRILLED SHAFT DATA				TIES OR SERIAL BAR SPACING OR PITCH (IN.)		
MAX SERVICE MOMENT (FT-KIPS)	DIAMETER (IN.)	SOIL	ROCK	DEPTH (FEET)	VERTICAL BARS TOTAL	BAR SIZE	OR PITCH	(IN.)
0-9.9	18	4	6-5	9	1	4	1	1
30-24.9	18	6	10	9	1	4	1	1
40-24.9	18	6	10.5	10	1	4	1	1
50-24.9	18	6	11	10.5	1	4	1	1
60-24.9	18	6	12	11	1	4	1	1
70-24.9	18	6	12.5	11.5	1	4	1	1
80-24.9	18	6	13	12	1	4	1	1
100-24.9	18	6	14	13	1	4	1	1
150-24.9	18	6	15	14	1	4	1	1
200-24.9	18	6	16	15	1	4	1	1
250-24.9	18	6	17	16	1	4	1	1
300-24.9	18	6	18.5	17	1	4	1	1
400-24.9	18	6	21	19	1	4	1	1
500-600	18	6	25.5	23	1	4	1	1

SUBSECTION: 04.22 REMOVE SIGNAL EQUIPMENT. (PERMIT ONLY)
REVISION: REPLACE ENTIRE NOTE WITH THE FOLLOWING:
THE DEPARTMENT WILL MEASURE THE QUANTITY AS A EACH REMOVAL OF SIGNAL EQUIPMENT. THE CONTRACTOR SHALL DISPOSE ALL MATERIALS REMOVED FROM THE PROJECT SITE. THE CONTRACTOR SHALL TAKE ALL STEEL AND ALUMINUM POLES TO THE EQUIPMENT WAREHOUSE IN FRANKFORT, KENTUCKY. ALL OTHER MATERIALS WITH EXCEPTION OF PLASTIC ITEMS AND WOOD POLES SHALL BE TAKEN TO LOCATIONS IDENTIFIED BY THE DISTRICT TRAFFIC ENGINEER. THE CONTRACTOR SHALL CONTACT THE DIVISION OF EQUIPMENT (502-564-3986) TO SCHEDULE A TIME TO DELIVER STEEL AND ALUMINUM POLES TO THE EQUIPMENT WAREHOUSE. THE TRANSPORTATION OF THE MATERIALS WILL CONSIDER THEM INCIDENTAL TO THIS ITEM OF WORK.

SUBSECTION: 04.22 REMOVE SIGNAL EQUIPMENT. (CONSTRUCTION ONLY)
REVISION: REPLACE THE PARAGRAPH WITH THE FOLLOWING: BY EACH, THE DEPARTMENT WILL MEASURE THE QUANTITY AS A EACH REMOVAL OF SIGNAL EQUIPMENT AND NOT MEASURE BACKFILLING AND THE DISPOSAL OR TRANSPORTATION OF EQUIPMENT AND SIGNAL SYSTEM INCLUDING, BUT NOT LIMITED TO, POLE BASES, POLES, JUNCTION BOXES, CABINETS, AND WOOD POLES FOR PAYMENT AND WILL CONSIDER THEM INCIDENTAL TO THIS ITEM OF WORK.

MATERIAL NOTES THAT ARE CONTRARY TO SECTION 835

SUBSECTION: 07.02 MAST ARM POLES
REVISION: REPLACE ENTIRE NOTE FOR 'THE DETAIL ANALYSIS SHALL INCLUDE, BUT NOT BE LIMITED TO, THE FOLLOWING CALCULATIONS' WITH THE FOLLOWING:
LIMIT VERTICAL DEFLECTION TO 8 INCHES FOR GALLOPING FOR ALL ARMS.

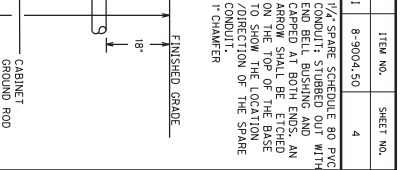
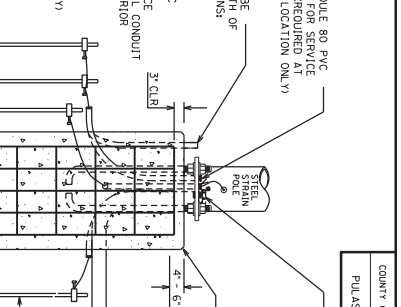
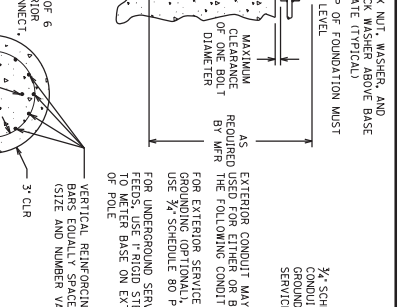
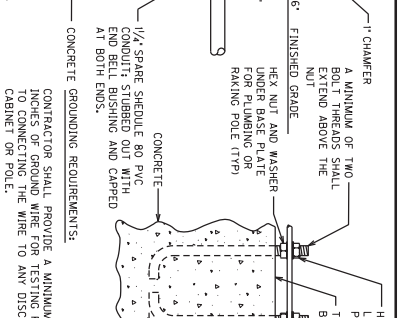
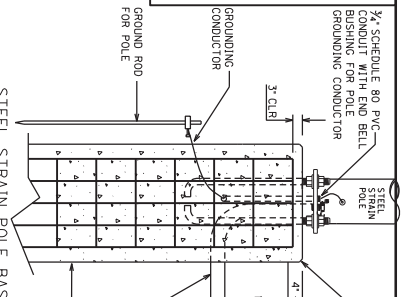
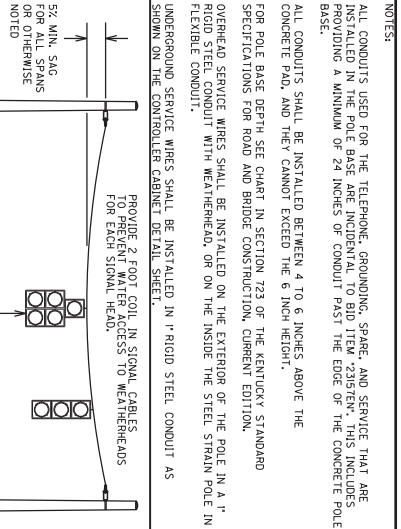

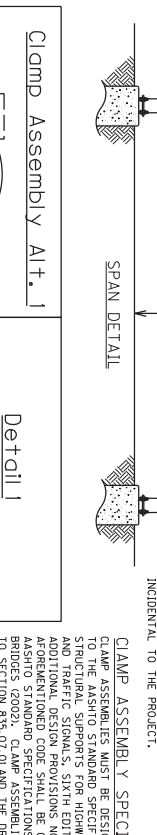
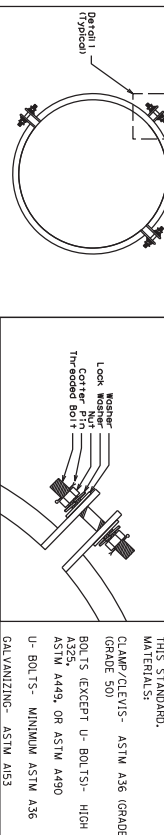
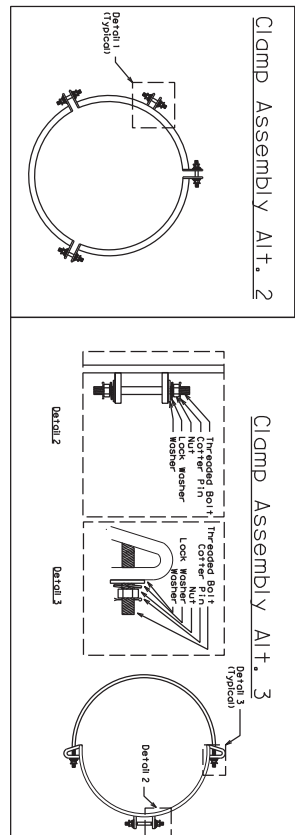
SCALE: N. T. S.

KY 1577 / GRAND CENTRAL BOULEVARD
FLASHING BEACON - TASK #1
MISC. NOTES

COUNTY OF	ITEM NO.	SHEET NO.
PULASKI	8-9004.50	3

MicroStation v8.11.9.832 E-SHEET NAME: USER: AWESTCOAT DATE PLOTTED: December 21, 2018 FILE NAME: C:\PWORKING\EASTON\DO340977\4.07-POLES (PO).DCN

4/10/2018



CLomd Assembly A1t. 1

CLomd Assembly A1t. 2

CLomd Assembly A1t. 3

Detail 1

Lock Washer
Cotter Pin
Threaded Bolt

Detail 2

Threaded Bolt
Lock Washer

Detail 3

Threaded Bolt
Lock Washer

17'-19' 6" CONFORM TO FIGURE 40-1 MUTCO LATEST EDITION

NOTE:
THE STEEL STRAIN DOOR SHALL HAVE A 4" BY 6" SHOCK HAZARD WARNING STOCKER THIS STOCKER SHALL BE LOCATED ON THE TOP OF THE DOOR.
PLY 955 PLYWOOD WITH UV WHITE POLYCARBONATE MATERIAL, AND WITH 4000 PSI COMPRESSIVE SENSITIVE ADHESIVE ON THE INSIDE OF THE DOOR. THIS DOOR SHALL BE INCIDENTAL TO THE PROJECT.

CLAMP/CLEVIS- ASTM A36 (GRADE 36)/ASTM A572 (GRADE 50)
BOLTS EXCEPT U-BOLTS- HIGH STRENGTH ASTM A325,
ASTM A449, OR ASTM A490
U-BOLTS- MINIMUM ASTM A36
GALVANIZING- ASTM A153

CLAMP ASSEMBLY SPECIFICATIONS
CLAMP ASSEMBLIES MUST BE DESIGNED IN ACCORDANCE TO THE ASHTO STANDARD SPECIFICATIONS FOR STRUCTURAL SUPPORTS FOR HIGHWAY SIGNS, LUMINAIRES AND OTHER STRUCTURES. ADDITIONAL DESIGN PROVISIONS NOT ADDRESSED IN THE ASHTO STANDARD SPECIFICATIONS FOR HIGHWAY BRIDGES (2002), CLAMP ASSEMBLIES SHALL CONFORM TO THE ASHTO STANDARD SPECIFICATIONS FOR HIGHWAY BRIDGES (2002), 6.9.1.0 AND THE DRAWINGS SHOWN ON THIS STANDARD.

BENDING DETAIL FOR TIE BARS
CONCRETE
DIRECTION OF SPARE CURB SIDE

SPAN WIRE DETAIL
3" GALVANIZED CABLE RINGS, 18" MAX. SPACING, SHALL BE INSTALLED ACROSS THE WHOLE LENGTH OF THE SPAN.
PROVIDE SAG IN WIRES TO PREVENT WATER IN WEATHERHEAD

SPAN WIRE DETAIL

AERIAL CORNER DETAIL

DROPP BOX

BACKPLATE DETAIL

IF ANCHOR BOLTS ARE HEADED NOT BEHIND THE METAL TEMPLATE SHALL BE INSTALLED FOR STRUCTURAL INTEGRITY.

CONDUCTOR
DIRECTION OF SPARE CURB SIDE

ANCHOR BOLTS, QUANTITY AS RECOMMENDED BY POLE MANUFACTURER AND POLE MOUNTED CABINET GROUNDING DETAILS, MIN. OF 40

24 1/2" MAX. DIAMETER BOLT CIRCLE

NOTE: INSTALL TWO BOLTS TOWARD CURB SIDE.

MESSENGER CABLE (TYP.)

POLE COLLAR

CONNECT EACH STRAND VISE TO BULL RING AT AERIAL CORNER.

INSTALL MESSENGER THROUGH STRAND VISE AND BEND MESSENGER AT EXIT POINT.

MESSENGER SHALL EXTEND 8" TO 10" BEYOND THE STRAND VISE YOEK.

INSTALL MESSENGER THROUGH STRAND VISE AND BEND MESSENGER AT EXIT POINT.

MESSENGER SHALL EXTEND 8" TO 10" BEYOND THE STRAND VISE YOEK.

THERE SHALL BE A SEPARATE COLLAR USED FOR EACH SPAN.

NOTE:
CONTRACTOR SHALL PROVIDE A MINIMUM OF 6 INCHES OF GROUND WIRE FOR TESTING PRIOR TO CONNECTING THE WIRE TO ANY DISCONNECT CABINET OR POLE.
LEAVE TOP OF GROUND RODS EXPOSED FOR ELECTRICAL INSPECTION.

POLE GROUND - GROUND WIRE SHALL COME FROM THE GROUND ROD AND BE CONNECTED TO THE POLE AND THEN TO EACH RIGID STEEL GROUNDING BUSHING.

ALL GROUND RODS SHALL BE 24" FROM THE CONCRETE POLE BASE.

VERTICAL REINFORCING BARS EQUALLY SPACED (SIZE AND NUMBER VARY)

3" CLR

4" TIE OR SPIRAL BARS TO BE 12" ON CENTER

MAXIMUM DIAMETER OF ANCHOR BOLTS SHALL BE 2 1/4"

SERVICE GROUND RODS

GROUND ROD

CONCRETE

DEPTH VARIES SEE SECTION 723.03.02

CABINET GROUND ROD

3/4" SCHEDULE 80 PVC CONDUIT FOR SERVICE GROUND (REQUIRED AT SERVICE LOCATION ONLY)

AS REQUIRED FOR EITHER OR BOTH OF THE FOLLOWING CONDITIONS:
FOR EXTERIOR SERVICE GROUNDING (OPTIONAL)
USE 7/8" SCHEDULE 80 PVC FEEDS; USE 1" RIGID STEEL CONDUIT FOR UNDERGROUND SERVICE OF POLE

EXTERIOR CONDUIT MAY BE REQUIRED FOR EITHER OR BOTH OF THE FOLLOWING CONDITIONS:
FOR EXTERIOR SERVICE GROUNDING (OPTIONAL)
USE 7/8" SCHEDULE 80 PVC FEEDS; USE 1" RIGID STEEL CONDUIT FOR UNDERGROUND SERVICE OF POLE

3/4" SCHEDULE 80 PVC CONDUIT FOR SERVICE GROUND (REQUIRED AT SERVICE LOCATION ONLY)

CONDUIT SHALL BE INSTALLED WITH END BUSHING AND CARPED AT BOTH ENDS.

1" CHAMFER

HEX NUT, WASHER, AND LOCK WASHER ABOVE BASE PLATE (TYPICAL)

TOP OF FOUNDATION MUST BE LEVEL

A MINIMUM OF TWO BOLTS THROUGH CONDUIT SHALL EXTEND ABOVE THE FINISHED GRADE

HEX NUT AND WASHER UNDER BASE PLATE FOR PLUMBING OR RAINING POLE (TYP)

1" CHAMFER

1" RIGID STEEL CONDUIT

3" CLR

18"

FINISHED GRADE

3/4" SCHEDULE 80 PVC CONDUIT FOR SERVICE GROUND (REQUIRED AT SERVICE LOCATION ONLY)

CONDUIT SHALL BE INSTALLED WITH END BUSHING AND CARPED AT BOTH ENDS. AN ARROW SHALL BE ETCHED TO SHOW THE LOCATION /DIRECTION OF THE SPARE CONDUIT.

1" CHAMFER

HEX NUT, WASHER, AND LOCK WASHER ABOVE BASE PLATE (TYPICAL)

TOP OF FOUNDATION MUST BE LEVEL

A MINIMUM OF TWO BOLTS THROUGH CONDUIT SHALL EXTEND ABOVE THE FINISHED GRADE

HEX NUT AND WASHER UNDER BASE PLATE FOR PLUMBING OR RAINING POLE (TYP)

1" CHAMFER

1" RIGID STEEL CONDUIT

3" CLR

18"

FINISHED GRADE

3/4" SCHEDULE 80 PVC CONDUIT FOR SERVICE GROUND (REQUIRED AT SERVICE LOCATION ONLY)

CONDUIT SHALL BE INSTALLED WITH END BUSHING AND CARPED AT BOTH ENDS. AN ARROW SHALL BE ETCHED TO SHOW THE LOCATION /DIRECTION OF THE SPARE CONDUIT.

1" CHAMFER

HEX NUT, WASHER, AND LOCK WASHER ABOVE BASE PLATE (TYPICAL)

TOP OF FOUNDATION MUST BE LEVEL

A MINIMUM OF TWO BOLTS THROUGH CONDUIT SHALL EXTEND ABOVE THE FINISHED GRADE

HEX NUT AND WASHER UNDER BASE PLATE FOR PLUMBING OR RAINING POLE (TYP)

1" CHAMFER

1" RIGID STEEL CONDUIT

3" CLR

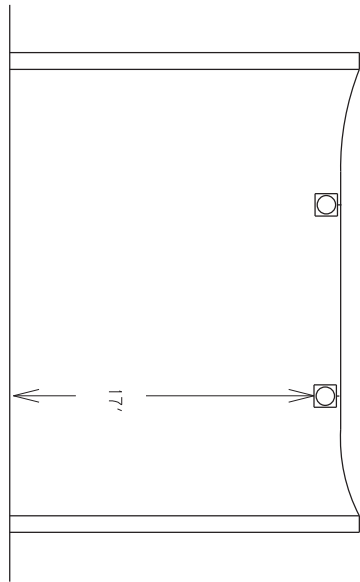
18"

FINISHED GRADE

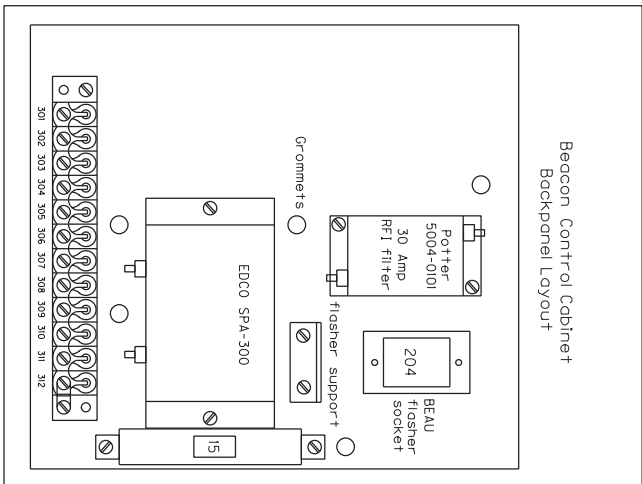
COUNTY OF	ITEM NO.	SHEET NO.
PULASKI	8-9004.50	4

KY 1577 / GRAND CENTRAL BOULEVARD IMPROVEMENTS TASK 1 POLE BASE/STONAL HEAD DETAILS

COUNTY OF	ITEM NO.	SHEET NO.
PULASKI	8-9004.50	5



BEACON FLASHER SPAN DETAIL



SPECIAL NOTE:
DISCONNECTS (SAFETY SWITCH AND METER BASE SHALL BE UL RATED FOR COMMERCIAL USE. SYSTEMS (SAFETY SWITCH AND METER BASE SHALL BE RESPONSIBLE TO CALCULATED THE MAXIMUM AVAILABLE FAULT CURRENT FOR THE SERVICE EQUIPMENT THAT IS INSTALLED. THE CONTRACTOR SHALL SUPPLY A STICKER THAT WILL BE INSTALLED IN THE DISCONNECT WITH THE FOLLOWING INFORMATION: THIS FAULT CURRENT SHALL BE 4" LONG AND 4" WIDE AND BE METALRAFT PLY425 PREM STYLE/MARK LABEL (OR APPROVED EQUAL) WITH .007 THICKNESS, WITH UV WHITE POLYCARBONATE MATERIAL, AND WITH MCT78 PRESSURE SENSITIVE ADHESIVE OR APPROVED EQUAL.

THE BOTTOM HEIGHT OF THE LOWER SIGNAL FACE HOUSING SHALL NOT BE LESS THAN 17' AND NOT MORE THAN 19' ABOVE THE PAVEMENT GRADE OF THE CENTER OF THE ROADWAY.

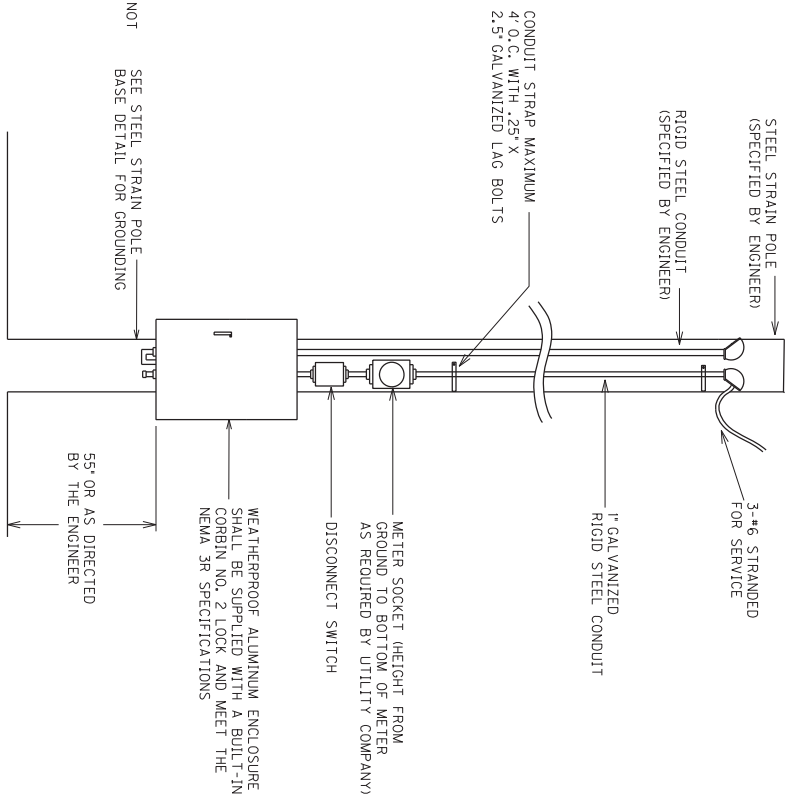
GROUNDING REQUIREMENTS:

CONTRACTOR SHALL PROVIDE A MINIMUM OF 6 INCHES OF GROUND WIRE FOR TESTING PRIOR TO CONNECTING THE WIRE TO ANY DISCONNECT, CABINET OR POLE. LEAVE TOP OF GROUND RODS EXPOSED FOR ELECTRICAL INSPECTION.

SERVICE GROUND - GROUND WIRE SHALL COME FROM THE GROUND ROD THROUGH THE PVC CONDUIT, CONNECTING TO THE DISCONNECT AND THEN TO EACH RIGID STEEL (R/S) GROUNDING BUSHING. IF GROUND WIRE IS RUN ON THE INSIDE OF THE POLE, RUBBER GROMMETS SHALL BE PROVIDED AT DISCONNECT AND POLE CUT OUTS. THEY SHALL BE INCIDENTAL TO BID ITEM 4931.

CABINET GROUND - GROUND WIRE SHALL COME FROM THE GROUND ROD THROUGH THE PVC CONDUIT, CONNECTING TO THE CABINET GROUND BUS.

NOTES:
ALL CONDUITS USED FOR THE TELEPHONE, GROUNDING, SPARES, AND SERVICE INCLUDING FLEX CONDUIT IF IT IS RUN INSIDE THE POLE THAT ARE INSTALLED ON THE POLE AND/OR IN THE CABINET BASE ARE INCIDENTAL TO BID ITEM 4931. THIS INCLUDES PROVIDING A MINIMUM OF 24 INCHES OF CONDUIT PAST THE EDGE OF THE CONCRETE PAD.
ALL CONDUITS SHALL BE INSTALLED BETWEEN 4 TO 6 INCHES ABOVE THE CONCRETE PAD, AND THEY CANNOT EXCEED THE 6 INCH HEIGHT.
SERVICE WIRES FOR BASE MOUNTED CABINETS MAY BE INSTALLED IN FLEXIBLE CONDUIT FROM THE DISCONNECT TO THE RIGID STEEL CONDUIT INSIDE THE POLE BASE. USE THE PROPER CONNECTIONS FOR TRANSITION FROM FLEXIBLE CONDUIT TO R/S CONDUIT. FLEXIBLE CONDUIT SHALL NOT BLOCK THE HAND HOLE OR THE ABILITY TO ACCESS THE GROUNDING SYSTEM.



BEACON FLASHER CONTROL CABINET DETAIL

SCALE: N.T.S.

KY 1577 / GRAND CENTRAL BOULEVARD
IMPROVEMENTS - TASK #1
BEACON DETAIL

PROPOSED TURN LANES

LT. STA. 93+68 TO STA. 96+69 KY 1577
REMOVE EXISTING GUARDRAIL
REMOVE EXISTING GUARDRAIL
REMOVE EXISTING GUARDRAIL
LT. STA. 96+87 TO STA. 99+53 KY 1577
REMOVE EXISTING GUARDRAIL
LT. STA. 93+68 TO STA. 96+69 KY 1577
INSTALL PROP. GUARDRAIL
W/1-GUARDRAIL END TREATMENT
TYPE 1 AND 1-GUARDRAIL TERMINAL
SECTION 1

LT. STA. 96+89 TO STA. 99+50 KY 1577
INSTALL PROP. GUARDRAIL W/2-GUARDRAIL
TERMINAL SECTION 1

STA. 94+79, 87 BEGIN
MILL & OVERLAY
PAVEMENT

LT. STA. 96+79
PROP. 12' ENTRANCE
540' AT
45:1 TAPER

LT. STA. 99+73
PROP. 22.5' ENTRANCE
100' TAPER

LT. STA. 102+47
PROP. 12' ENTRANCE
FULL DEPTH
PAVEMENT

LT. STA. 103+16
PROP. 30' ENTRANCE
PROPOSED
DISTURB
LIMITS

540' AT
45:1 TAPER

STA. 98+40-STA. 99+35
MILL & OVERLAY
PAVEMENT LIMITS
REMOVE TREES

FULL DEPTH
PAVEMENT
LEVEL & WEDGE
PAVEMENT
(SEE PROFILE)

100' AT
25:1 TAPER

MILL & OVERLAY
PAVEMENT STA. 51+50
- STA. 52+00

STA. 107+60.1 END
MILL & OVERLAY
PAVEMENT

FULL DEPTH
PAVEMENT

GRAND CENTRAL BLVD.
CENTERLINE COORDINATES

POB - 50+00.00
N 3,549,095.1574
E 5,245,926.4315

PC - 50+75.19
N 3,549,041.4575
E 5,245,979.0586

P1 - 51+24.15
N 3,549,006.4901
E 5,246,013.3275

PT - 51+71.88
N 3,548,961.1792
E 5,246,031.8747

POE - 55+72.92
N 3,548,590.0341
E 5,246,183.7960


POE - 107+62.56
N 3,549,644.9268
E 5,246,454.8779

POB - 93+50.00
N 3,548,626.5401
E 5,245,475.9897

SCALE: 1" = 150'

KY 1577 / GRAND CENTRAL BOULEVARD
IMPROVEMENTS - TASKS # 2 & 3
PROPOSED TURN LANES

MicroStation v8.11.9.832 E-SHEET NAME: USER: awestcot DATE PLOTTED: January 16, 2019 FILE NAME: C:\PWORKING\EAST01\0340977\6_PLO1.DGN



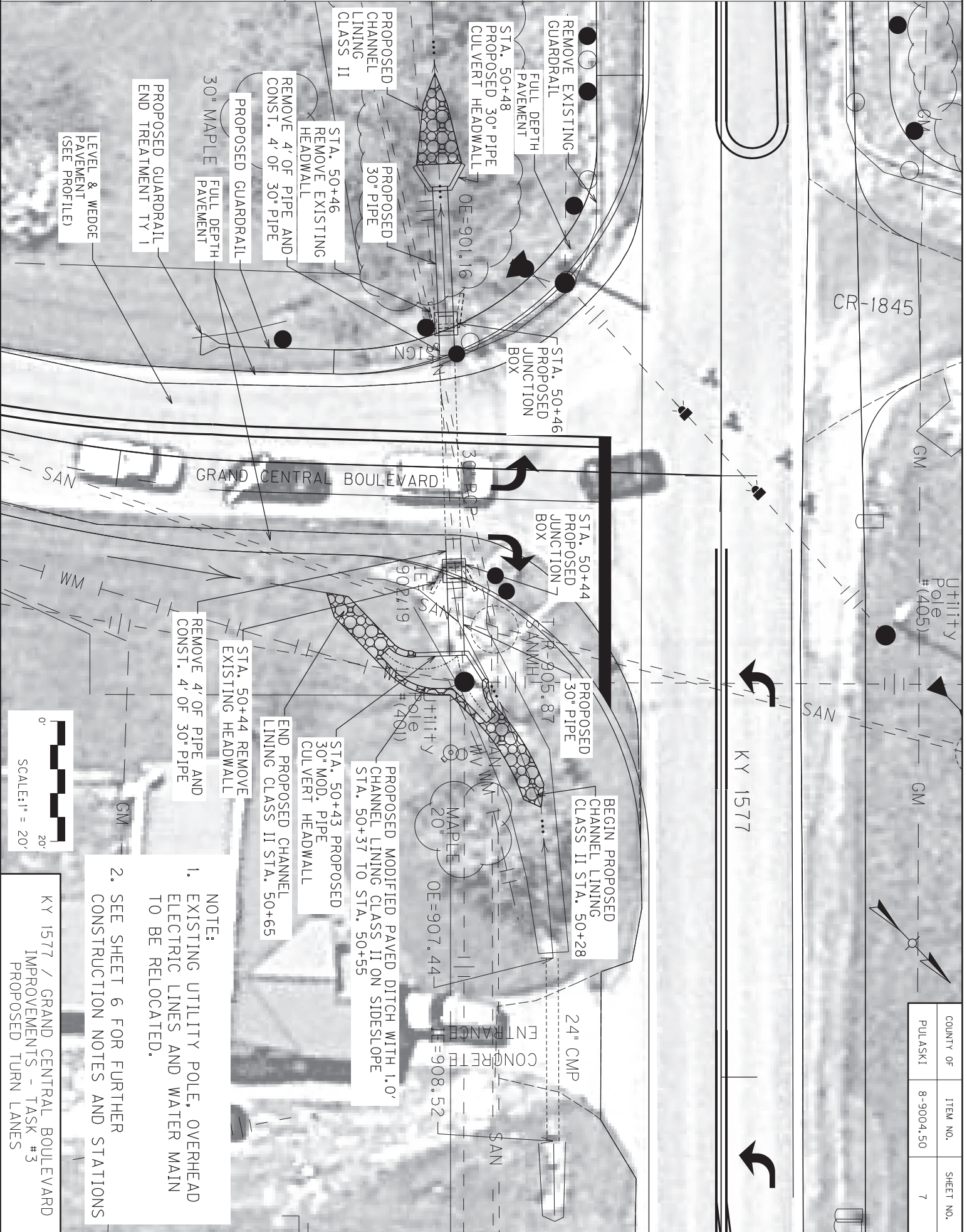
COUNTY OF	ITEM NO.	SHEET NO.
PULASKI	8-9004.50	6

MicroStation v8.11.9.832

E-SHEET NAME:

USER: awestcot
DATE PLOTTED: January 15, 2019

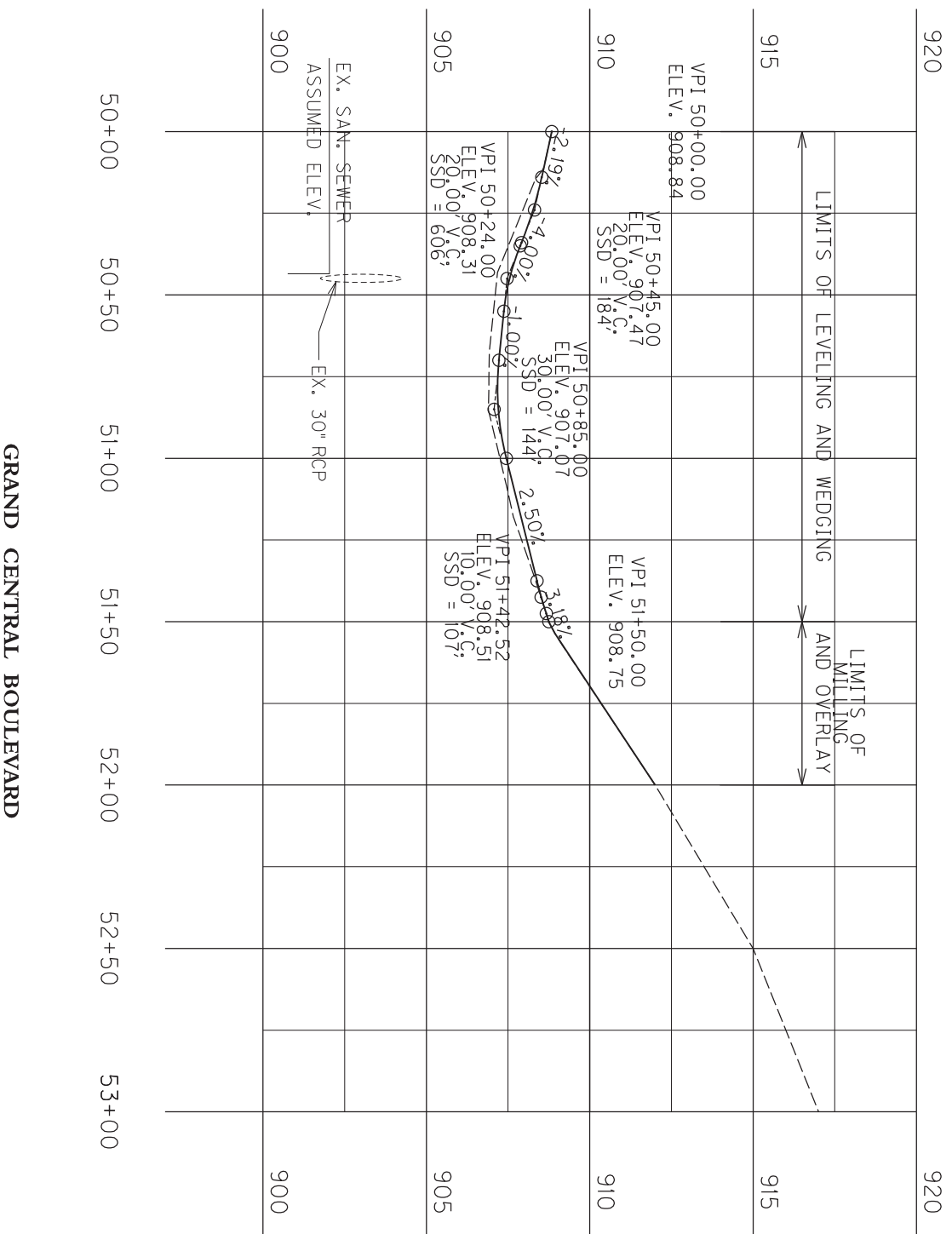
FILE NAME: C:\PWORKING\EAST01\DO340977\7_PLOIB.DGN



NOTE:
1. EXISTING UTILITY POLE, OVERHEAD ELECTRIC LINES AND WATER MAIN TO BE RELOCATED.
2. SEE SHEET 6 FOR FURTHER CONSTRUCTION NOTES AND STATIONS

KY 1577 / GRAND CENTRAL BOULEVARD IMPROVEMENTS - TASK #3 PROPOSED TURN LANES

COUNTY OF	ITEM NO.	SHEET NO.
PULASKI	8-9004.50	7



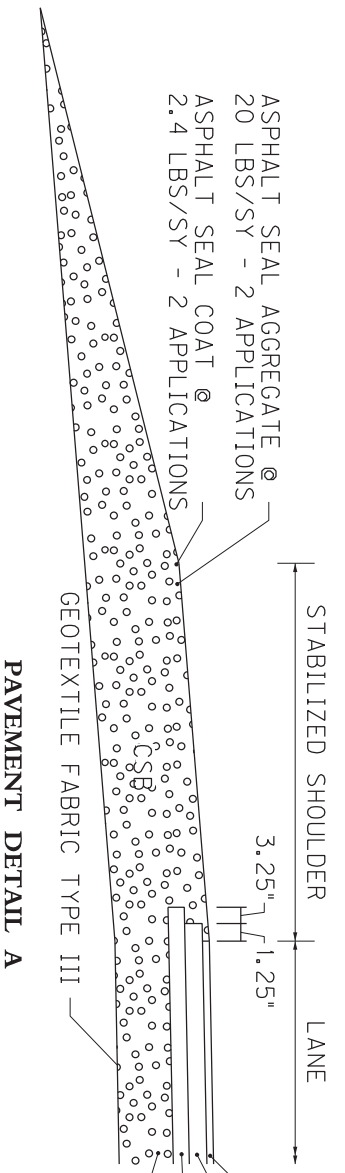
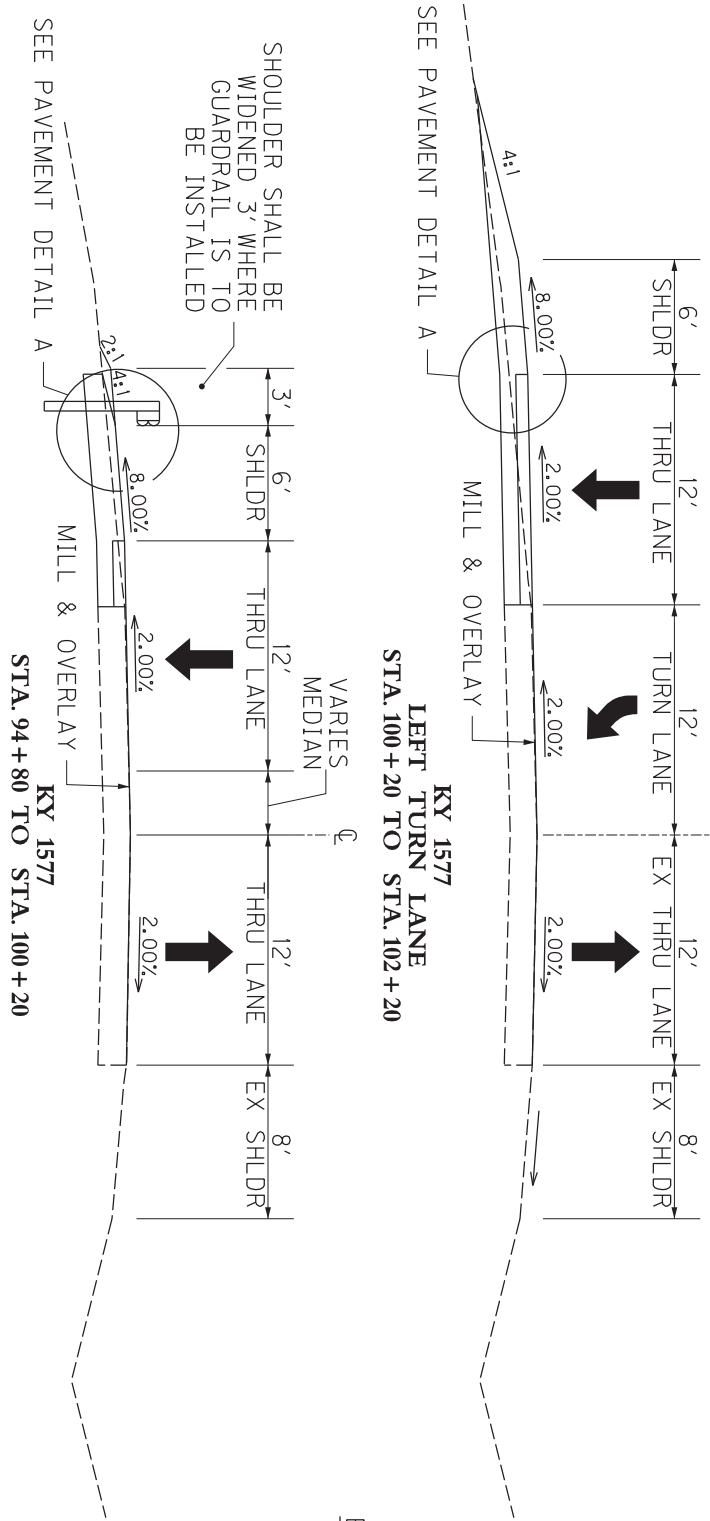
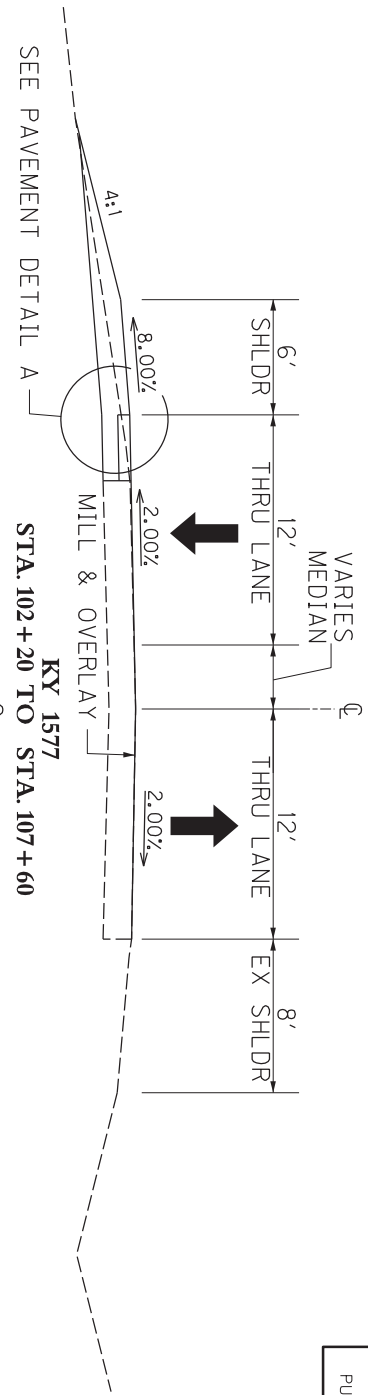
GRAND CENTRAL BOULEVARD

KY 1577 / GRAND CENTRAL BOULEVARD
IMPROVEMENTS - TASK #3
PROPOSED PROFILE

COUNTY OF	ITEM NO.	SHEET NO.
PULASKI	8-9004.50	8

TYPICAL SECTION

COUNTY OF	ITEM NO.	SHEET NO.
PULASKI	8-9004.50	9



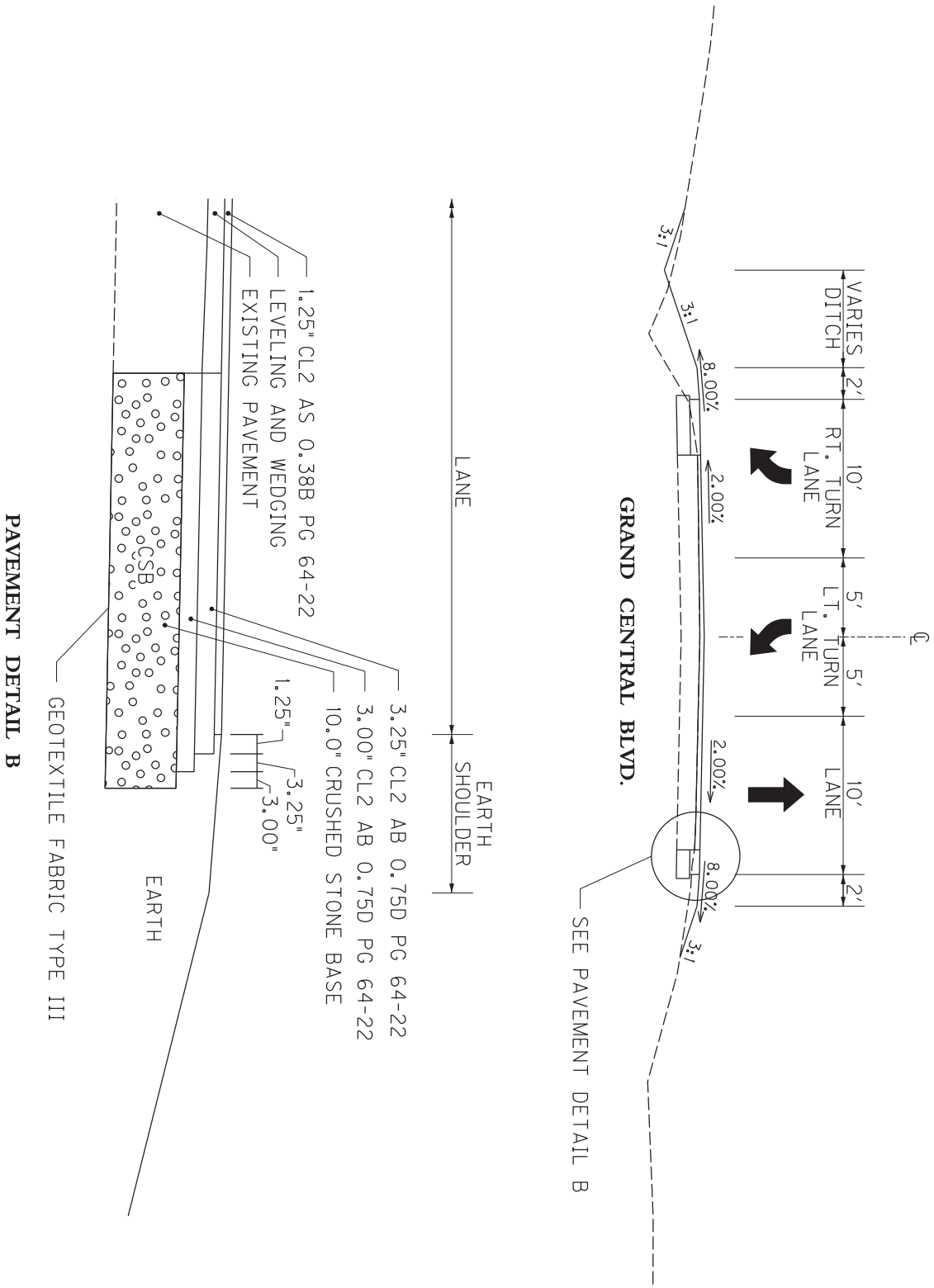
ENTRANCE PAVEMENT

- 1.25" CL2 AS
- 0.38B PG 64-22
- 3.25" CL2 AB
- 0.75D PG 64-22
- 4.0" CRUSHED STONE BASE

- ASPHALT MATERIAL FOR TACK @ 0.84 LBS/SY

KY 1577 / GRAND CENTRAL BOULEVARD
IMPROVEMENTS - TASK #3
TYPICAL SECTIONS

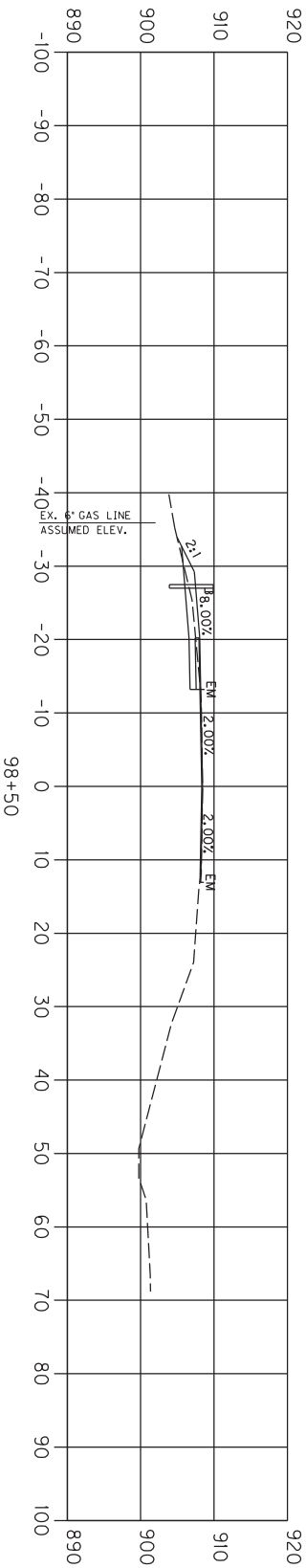
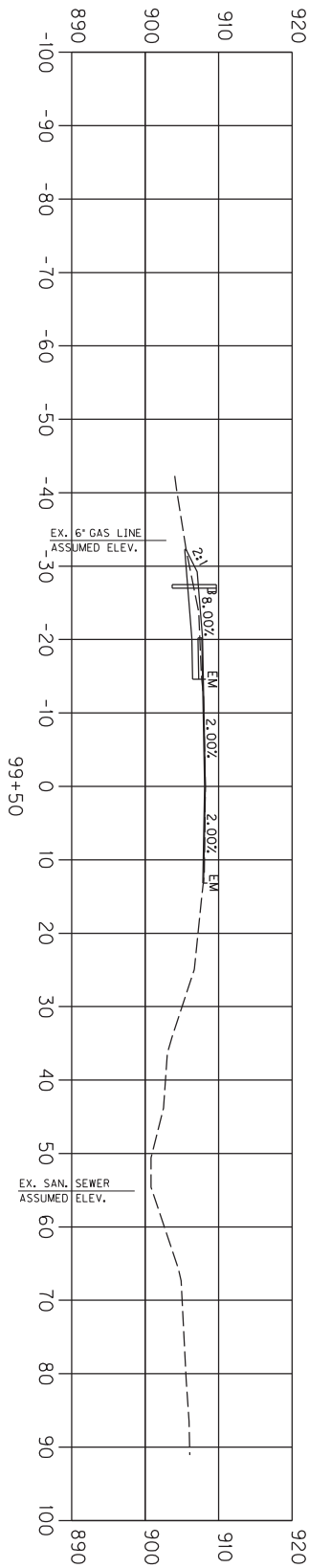
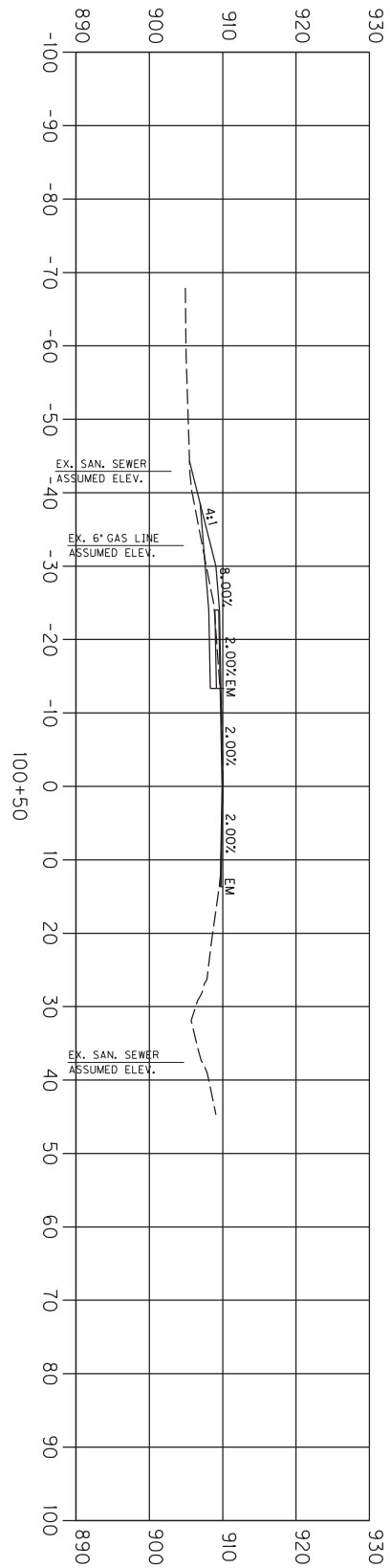
TYPICAL SECTION



PAVEMENT DETAIL B

KY 1577 / GRAND CENTRAL BOULEVARD
IMPROVEMENTS - TASK #3
TYPICAL SECTIONS

COUNTY OF	ITEM NO.	SHEET NO.
PULASKI	8-9004.50	10



KY 1577 / GRAND CENTRAL BOULEVARD
IMPROVEMENTS - TASK #3
KY 1577 CROSS SECTIONS

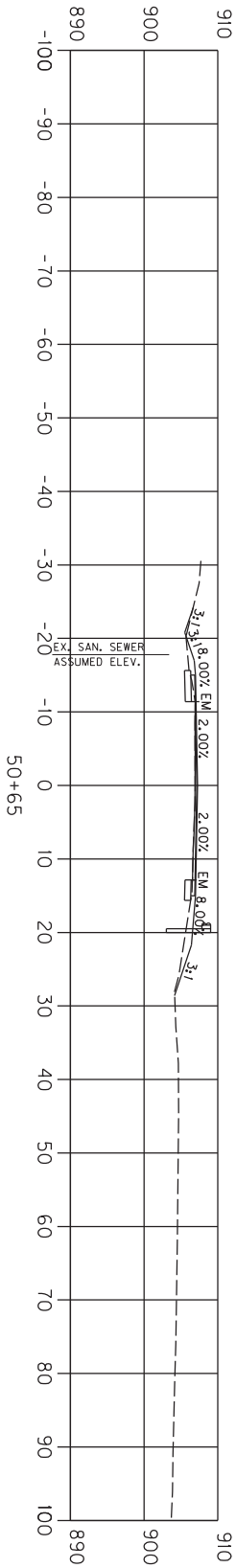
COUNTY OF	ITEM NO.	SHEET NO.
PULASKI	8-9004.50	11

MicroStation v8.11.9.832

E-SHEET NAME:

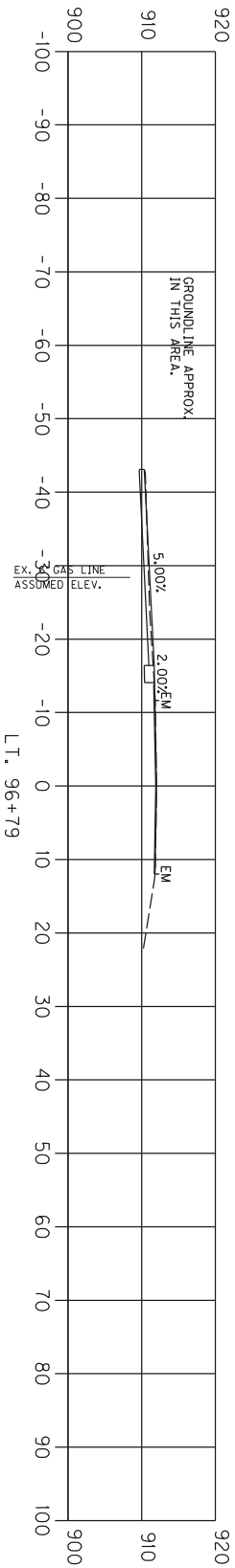
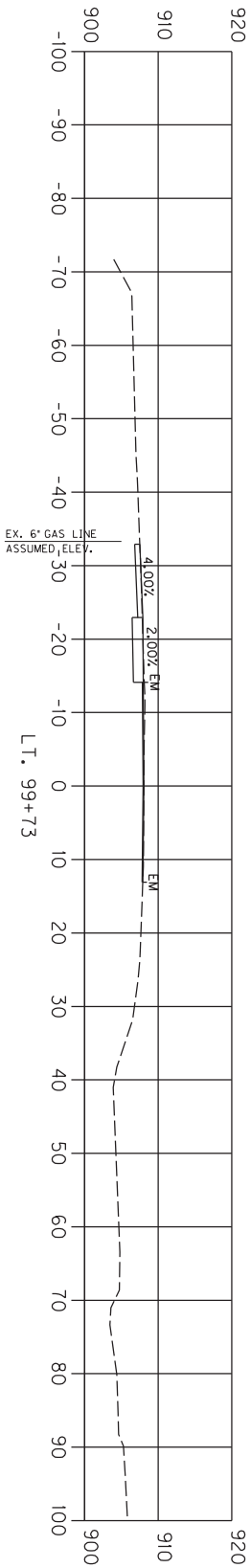
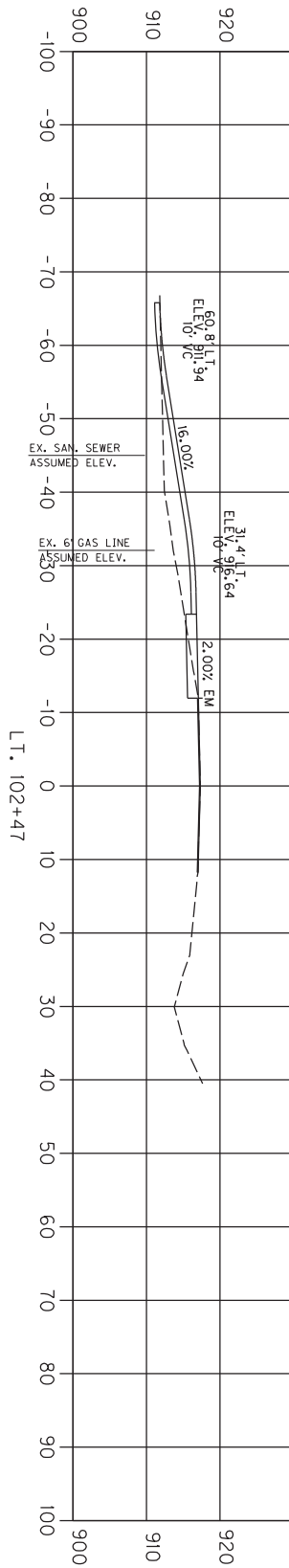
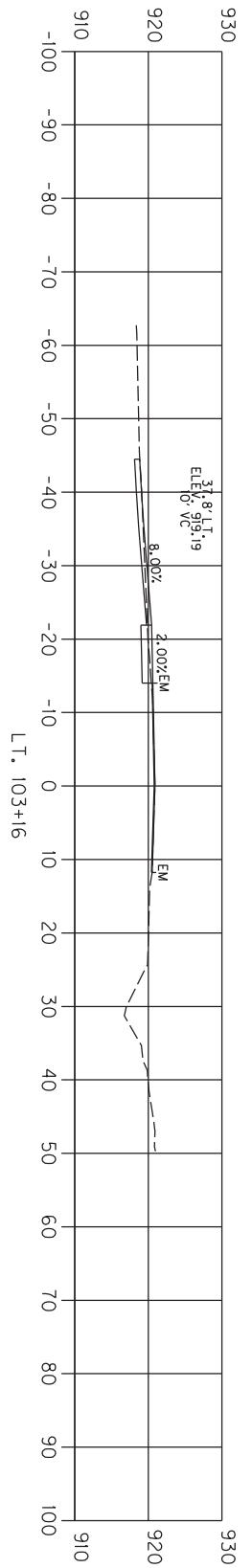
USER: trogers
DATE PLOTTED: December 21, 2018

FILE NAME: C:\PWORKING\EAST01\DO340977\11_PL04.DGN



KY 1577 / GRAND CENTRAL BOULEVARD
IMPROVEMENTS - TASK #3
GRAND CENTRAL BLVD. CROSS SECTIONS

COUNTY OF	ITEM NO.	SHEET NO.
PULASKI	8-9004.50	12

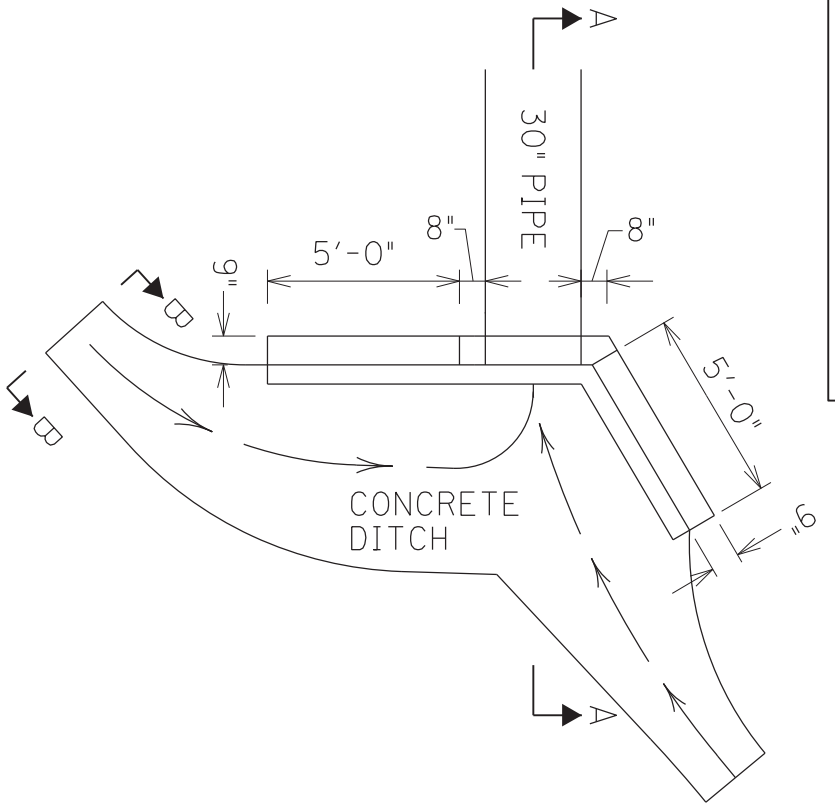


NOTE: ALL SECTIONS PERPENDICULAR TO CENTERLINE.

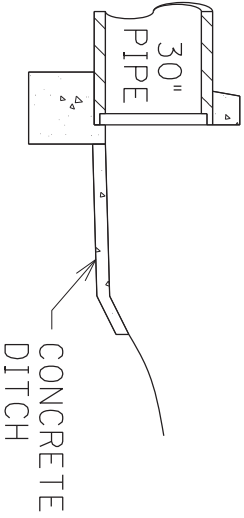
KY 1577 / GRAND CENTRAL BOULEVARD
IMPROVEMENTS - TASK #3
KY 1577 ENTRANCE SECTIONS

COUNTY OF	ITEM NO.	SHEET NO.
PULASKI	8-9004.50	13

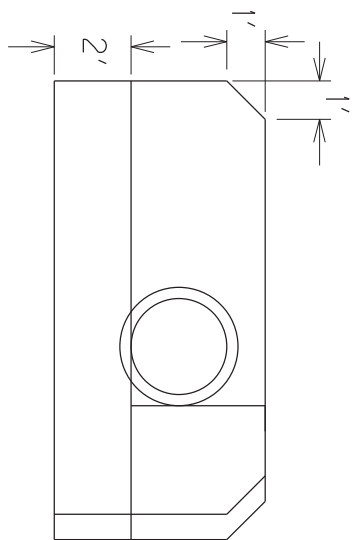
MOD. PIPE CULVERT HEADWALL DETAIL



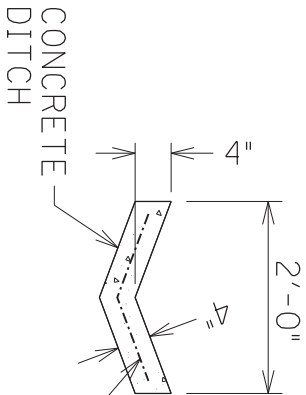
PLAN VIEW
SCALE: 1"=5'



SECTION A-A
SCALE: 1"=5'



FRONT ELEVATION
SCALE: 1"=5'



NO. 4 BARS
SPACED 1'-0" O.C.
LONGITUDINALLY
AND TRANSVERSELY
THROUGHOUT THE
SECTION.

SECTION B-B
SCALE: 1"=2'

SCALE: AS SHOWN

KY 1577 / GRAND CENTRAL BOULEVARD
IMPROVEMENTS - TASK #3
MODIFIED PIPE CULVERT HEADWALL DETAIL

COUNTY OF	ITEM NO.	SHEET NO.
PULASKI	8-9004.50	14

USER: awestcot
DATE PLOTTED: January 10, 2019


FILE NAME: C:\PWORKING\EAST01\00340977\15_PL05.DGN

MicroStation v8.11.9.832

E-SHEET NAME:





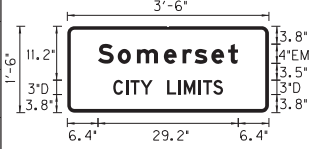



PAVEMENT MARKING AND SIGNING IMPROVEMENTS

COUNTY OF	ITEM NO.	SHEET NO.
PULASKI	8-9004.50	15



KY 1577 / GRAND CENTRAL BOULEVARD
IMPROVEMENTS - TASK #3
PAVEMENT MARKING AND
SIGNING IMPROVEMENTS

COUNTY OF	ITEM NO.	SHEET NO.
PULASKI	8-9004.50	16

SIGN/SIGN ASSEMBLY NUMBER	SIZES IN INCHES		MESSAGES ①	SPECIFICATION	SIGN LOCATION			
	HORIZ.	VERT.			SIDE OF ROAD	FACING TRAFFIC TRAVELING	ON ROAD	AT STATION (APPROXIMATE)
S-1	30	30	 RI-1	RI-1	LT & RT	WB	GRAND CENTRAL BLVD.	AS SHOWN ON PLAN
S-2	30	30	 RI-1	RI-1	RT	EB	CR-1845	AS SHOWN ON PLAN
S-3			 EXISTING SIGN TO BE REMOVED, STORED AND REINSTALLED AT NEW LOCATION	EXISTING SIGN TO BE REMOVED, STORED AND REINSTALLED AT NEW LOCATION	RT	NB	KY 1577	94+10
S-4	30	30	 W2-1	W2-1	RT	NB	KY 1577	95+34
S-5	42	18		NEW SIGN TO MATCH EXISTING SIGN USE 2 POSTS	RT	NB	KY 1577	96+56
S-6	24	30	 R2-1	R2-1	LT	SB	KY 1577	99+00
S-7			 EXISTING SIGN TO BE REMOVED, STORED AND REINSTALLED AT NEW LOCATION	EXISTING SIGN TO BE REMOVED, STORED AND REINSTALLED AT NEW LOCATION	LT	SB	KY 1577	102+16
S-8	30	30	 W2-1	W2-1	LT	SB	KY 1577	107+00
-								

* - USE SINGLE POST ON ALL SIGNS, UNLESS NOTED

**RECOMMENDATION FOR PICKUP OF ITEMS TO BE INSTALLED
 ON TRAFFIC SIGNALS/LIGHTING**

Item Number: 8-9004.50

County: Pulaski

Description: HSIP D8 Intersections
all beacons to have retroreflective backplates

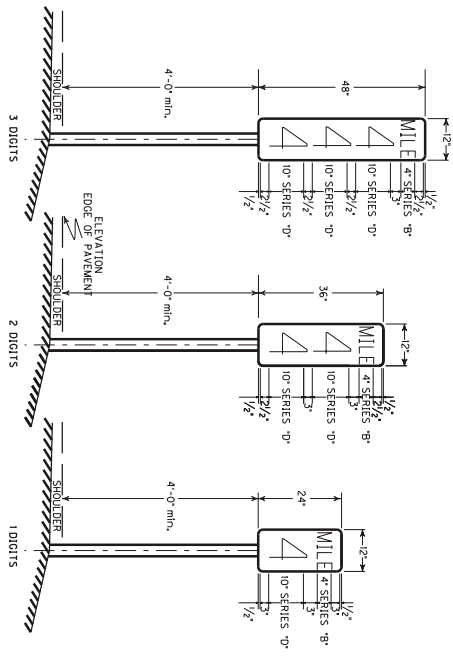
Cabinets	Master code	Description of Item
1	T-01-0000	Aluminum Cabinet (Beacon)

Signals		
8	T-02-0001	1-section beacon backplate
8	T-02-0080	12 inch red/yellow beacon
4	T-02-0330	LED Module 12" red ball
4	T-02-0340	LED Module 12" yellow ball

Poles		
4	T-04-0030	Steel Strain Pole 32 foot

Electrical Contractor Name _____
 Electrical Contractor Supervisor _____ Contact number for Supervisor _____
 Project Engineer _____ Contact number for Project Engineer _____
 Project Engineer attests that the mentioned contractor is the actual electrical contractor on this project
 Signature of Project Engineer or Designee _____

MILEPOST MARKERS



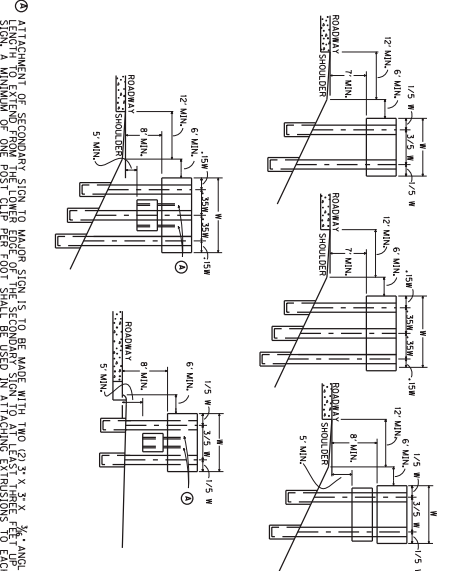
TYPICAL SIGN PANEL DIMENSIONS
AND MILEPOST LOCATIONS

MILE POST NUMBER	STATION NUMBER * BOUND LANE (S)	MILE POST NUMBER	STATION NUMBER * BOUND LANE (S)

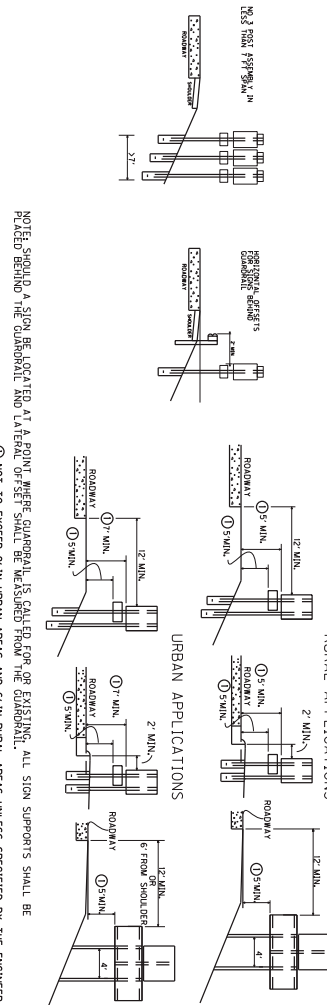
NOTE: STATION NUMBERS ARE GIVEN FOR NOTED DIRECTION OF TRAVEL ONLY. CORRESPONDING MILEPOST MARKERS FOR OTHER DIRECTION SHOULD BE PLACED DIRECTLY OPPOSITE THOSE FOR WHICH STATION NUMBERS ARE GIVEN. IN JEFFERSON COUNTY, FINAL LOCATION OF MILEPOST MARKERS SHALL BE VERIFIED BY TRIANG. NOTIFY TRIANG. AT LEAST TWO WEEKS PRIOR TO BEGINNING WORK ON THIS ITEM.

901 WEST MAIN STREET
LOUISVILLE, KY 40202
276-507-5456

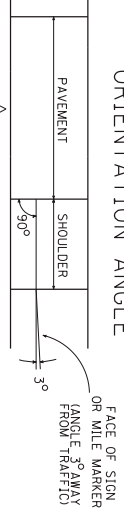
PANEL SIGNS



SHEETING SIGNS



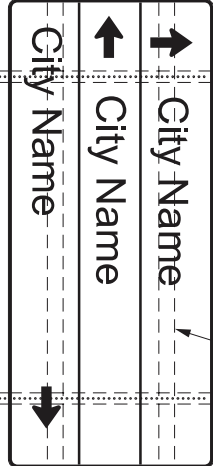
ORIENTATION ANGLE



SIGNING POSITIONING DETAIL SHEET

COUNTY OF	ITEM NO.	SHEET NO.

COUNTY OF	ITEM NO.	SHEET NO.



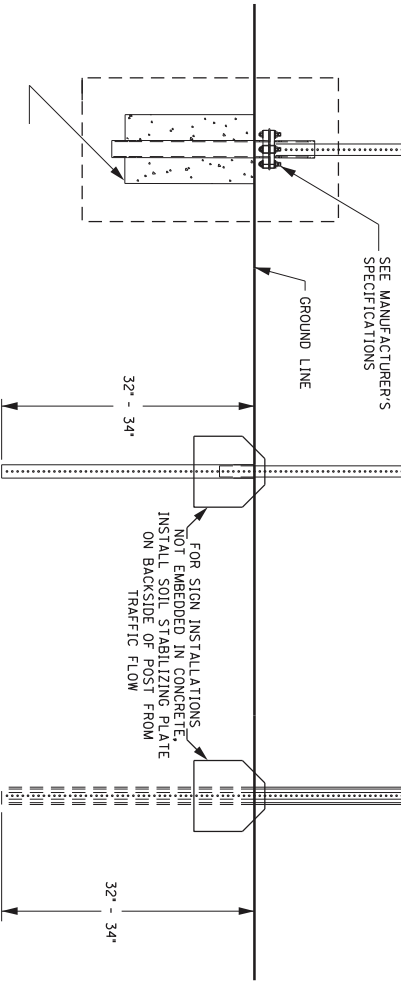
SEE SHEETING SIGN DETAIL SHEET 2 OF 2 FOR BRACING REQUIREMENTS

NOTE: SEE SIGN DETAIL SHEETS FOR QUANTITY, LENGTH, SIZE AND GAUGE OF TYPE I POSTS

PLAN VIEW
NOT TO SCALE

PLAN VIEW
NOT TO SCALE

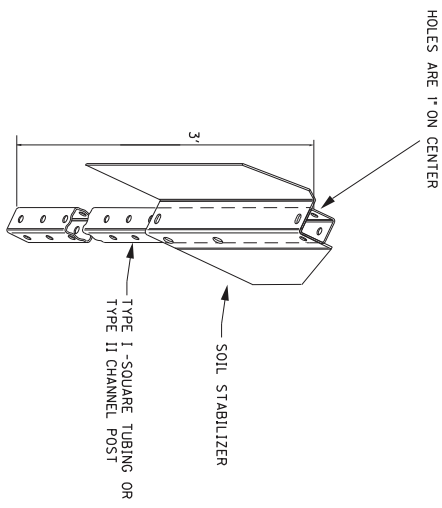
PLAN VIEW
NOT TO SCALE



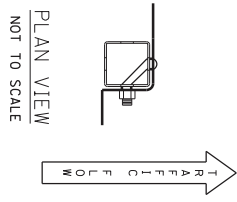
TYPE I
SQUARE TUBING POST
WITH TYPE "D" SUPPORT

TYPE I
SQUARE TUBING POST
WITH SOIL STABILIZER

TYPE II
CHANNEL POST
WITH SOIL STABILIZER

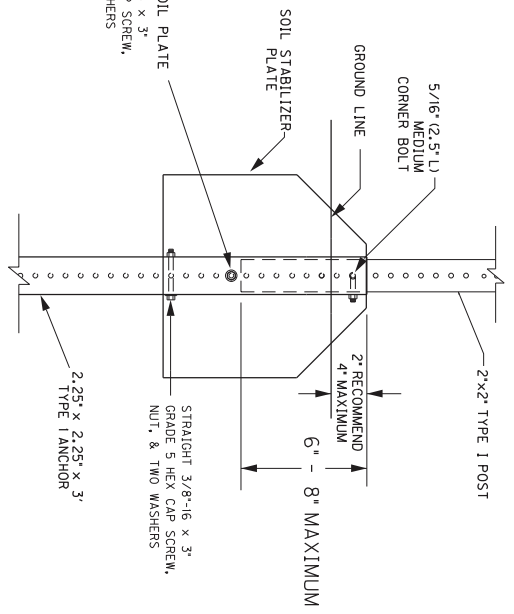


SOIL STABILIZER DETAIL



PLAN VIEW
NOT TO SCALE

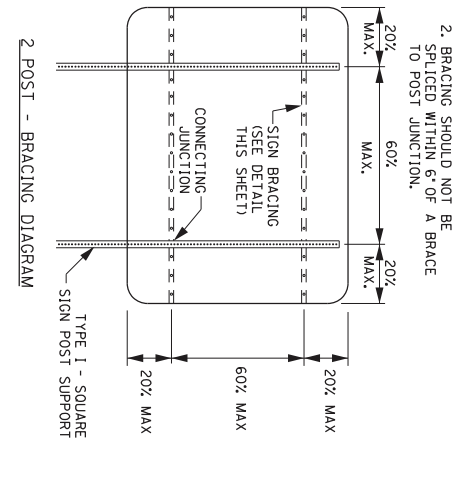
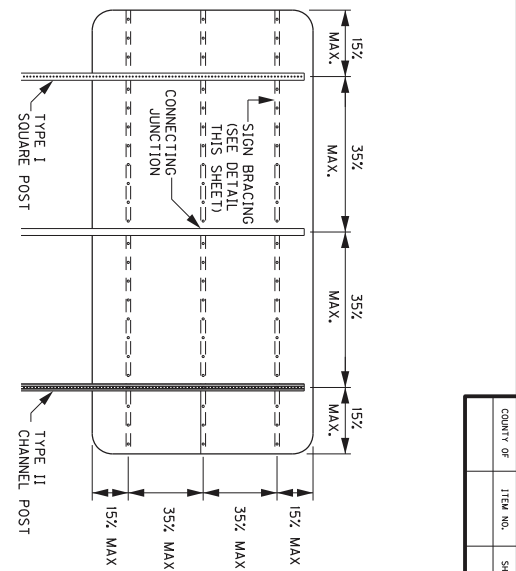
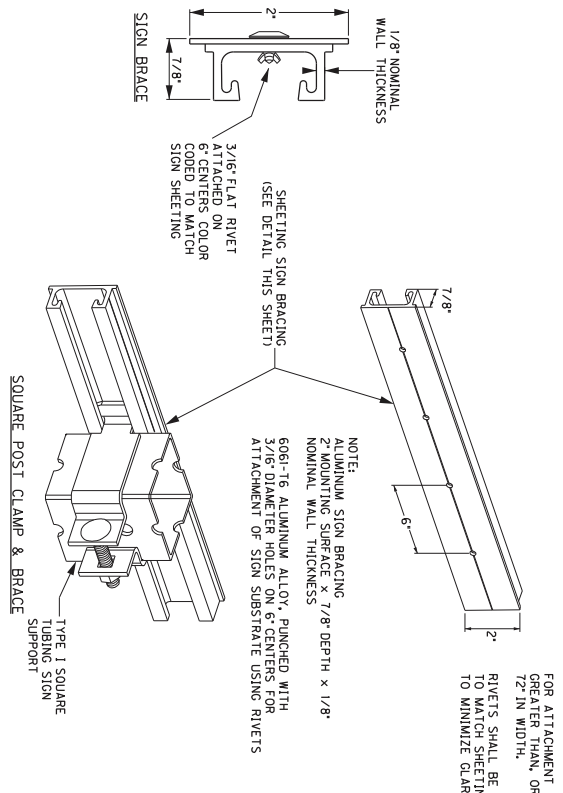
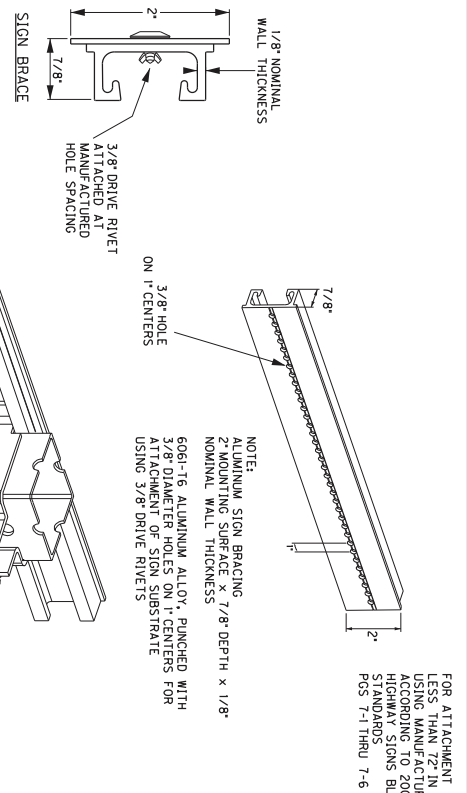
ADDED HOLE IN SOIL PLATE
STRAIGHT 3/8"-16 x 3"
GRADE 5 HEX CAP SCREW,
NUT, & TWO WASHERS



SOIL STABILIZER DETAIL
FOR TYPE I POST

NOT TO SCALE

SHEETING SIGN DETAIL
SHEET 1 OF 2

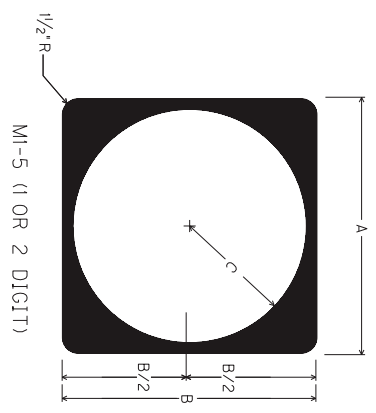
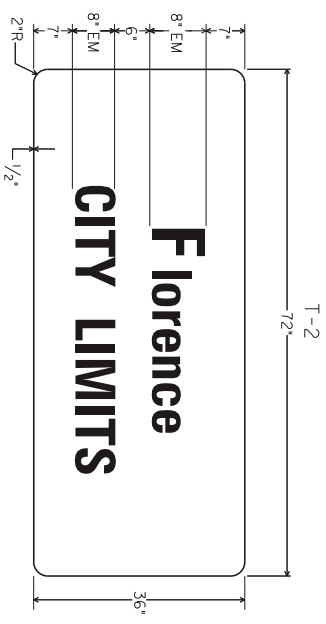
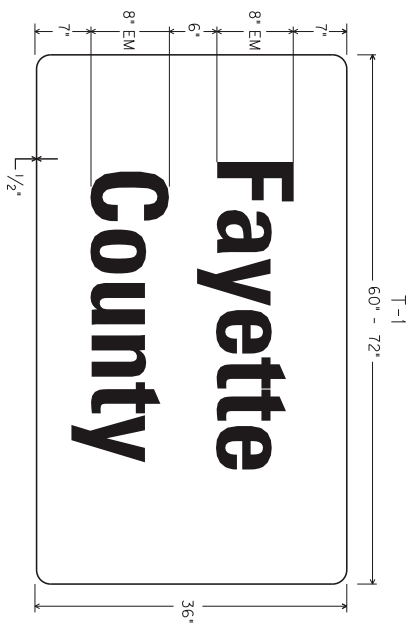


NOTE:
USE OF SIGN BRACING NOT SHOWN ON THIS SHEET MAY BE PERMITTED BY PROJECT ENGINEER AND/OR DISTRICT TRAFFIC ENGINEER.

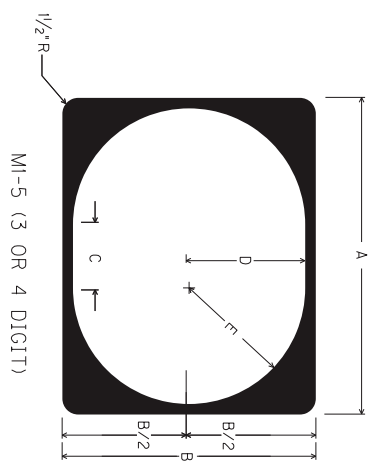
NOT TO SCALE
SHEETING SIGN DETAIL
SHEET 2 OF 2

COUNTY OF	ITEM NO.	SHEET NO.

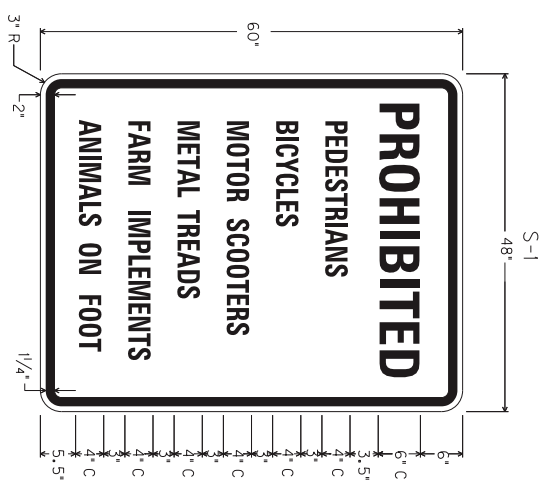
COUNTY OF	ITEM NO.	SHEET NO.
-----------	----------	-----------



	A	B	C	FONT
CONVENTIONAL	24"	24"	11"	12D
EXPRESSWAY/ FREEWAY	36"	36"	17"	18D



	A	B	C	D	E	FONT	
						3 DIGIT	4 DIGIT
CONVENTIONAL	30"	24"	6"	11"	11"	12D	12B
EXPRESSWAY/ FREEWAY	45"	36"	9"	16.5"	16.5"	18D	18B



NOTE: FOR ROUTE MARKERS, IF NECESSARY, ADJUSTMENTS TO THE DIGIT LAYOUT AND/OR FONT TYPE MAY BE MADE TO ENSURE VISUAL ACUITY

NOTE: EXPRESSWAY/FREEWAY DEFINED AS A DIVIDED HIGHWAY WITH PARTIAL OR FULL CONTROL OF ACCESS

NOT TO SCALE
TYPICAL SIGNS

GUARDRAIL DELIVERY VERIFICATION SHEET

Contract Id: _____

Contractor: _____

Section Engineer: _____

District & County: _____

<u>DESCRIPTION</u>	<u>UNIT</u>	<u>QTY LEAVING PROJECT</u>	<u>QTY RECEIVED@BB YARD</u>
GUARDRAIL (Includes End treatments & crash cushions)	LF	_____	_____
STEEL POSTS	EACH	_____	_____
STEEL BLOCKS	EACH	_____	_____
WOOD OFFSET BLOCKS	EACH	_____	_____
BACK UP PLATES	EACH	_____	_____
CRASH CUSHION	EACH	_____	_____
NUTS, BOLTS, WASHERS	BAG/BCKT	_____	_____
DAMAGED RAIL TO MAINT. FACILITY	LF	_____	_____
DAMAGED POSTS TO MAINT. FACILITY	EACH	_____	_____

***Required Signatures before Leaving Project Site**

Printed Section Engineer's Representative _____ & Date _____

Signature Section Engineer's Representative _____ & Date _____

Printed Contractor's Representative _____ & Date _____

Signature Contractor's Representative _____ & Date _____

***Required Signatures after Arrival at Bailey Bridge Yard (All material on truck must be counted & the quantity received column completed before signatures)**

Printed Bailey Bridge Yard Representative _____ & Date _____

Signature Bailey Bridge Yard Representative _____ & Date _____

Printed Contractor's Representative _____ & Date _____

Signature Contractor's Representative _____ & Date _____

**Payment for the bid item remove guardrail will be based upon the quantities shown in the Bailey Bridge Yard received column. Payment will not be made for guardrail removal until the guardrail verification sheets are electronically submitted to the Section Engineer by the Bailey Bridge Yard Representative.

Completed Form Submitted to Section Engineer Date: _____ By: _____

PART II
SPECIFICATIONS AND STANDARD DRAWINGS

SPECIFICATIONS REFERENCE

Any reference in the plans or proposal to previous editions of the *Standard Specifications for Road and Bridge Construction* and *Standard Drawings* are superseded by *Standard Specifications for Road and Bridge Construction, Edition of 2012* and *Standard Drawings, Edition of 2016*.

SUPPLEMENTAL SPECIFICATIONS

The contractor shall use the Supplemental Specifications that are effective at the time of letting.
The Supplemental Specifications can be found at the following link:

<http://transportation.ky.gov/Construction/Pages/Kentucky-Standard-Specifications.aspx>

SPECIAL NOTE FOR PORTABLE CHANGEABLE MESSAGE SIGNS

This Special Note will apply when indicated on the plans or in the proposal.

1.0 DESCRIPTION. Furnish, install, operate, and maintain variable message signs at the locations shown on the plans or designated by the Engineer. Remove and retain possession of variable message signs when they are no longer needed on the project.

2.0 MATERIALS.

2.1 General. Use LED Variable Message Signs Class I, II, or III, as appropriate, from the Department's List of Approved Materials.

Unclassified signs may be submitted for approval by the Engineer. The Engineer may require a daytime and nighttime demonstration. The Engineer will make a final decision within 30 days after all required information is received.

2.2 Sign and Controls. All signs must:

- 1) Provide 3-line messages with each line being 8 characters long and at least 18 inches tall. Each character comprises 35 pixels.
- 2) Provide at least 40 preprogrammed messages available for use at any time. Provide for quick and easy change of the displayed message; editing of the message; and additions of new messages.
- 3) Provide a controller consisting of:
 - a) Keyboard or keypad.
 - b) Readout that mimics the actual sign display. (When LCD or LCD type readout is used, include backlighting and heating or otherwise arrange for viewing in cold temperatures.)
 - c) Non-volatile memory or suitable memory with battery backup for storing pre-programmed messages.
 - d) Logic circuitry to control the sequence of messages and flash rate.
- 4) Provide a serial interface that is capable of supporting complete remote control ability through land line and cellular telephone operation. Include communication software capable of immediately updating the message, providing complete sign status, and allowing message library queries and updates.
- 5) Allow a single person easily to raise the sign to a satisfactory height above the pavement during use, and lower the sign during travel.
- 6) Be Highway Orange on all exterior surfaces of the trailer, supports, and controller cabinet.
- 7) Provide operation in ambient temperatures from -30 to + 120 degrees Fahrenheit during snow, rain and other inclement weather.
- 8) Provide the driver board as part of a module. All modules are interchangeable, and have plug and socket arrangements for disconnection and reconnection. Printed circuit boards associated with driver boards have a conformable coating to protect against moisture.
- 9) Provide a sign case sealed against rain, snow, dust, insects, etc. The lens is UV stabilized clear plastic (polycarbonate, acrylic, or other approved material) angled to prevent glare.
- 10) Provide a flat black UV protected coating on the sign hardware, character PCB, and appropriate lens areas.
- 11) Provide a photocell control to provide automatic dimming.

- 12) Allow an on-off flashing sequence at an adjustable rate.
- 13) Provide a sight to aim the message.
- 14) Provide a LED display color of approximately 590 nm amber.
- 15) Provide a controller that is password protected.
- 16) Provide a security device that prevents unauthorized individuals from accessing the controller.
- 17) Provide the following 3-line messages preprogrammed and available for use when the sign unit begins operation:

/KEEP/RIGHT/=>=>=>/	/MIN/SPEED/**MPH/
/KEEP/LEFT/<=<=</	/ICY/BRIDGE/AHEAD/ /ONE
/LOOSE/GRAVEL/AHEAD/	LANE/BRIDGE/AHEAD/
/RD WORK/NEXT/**MILES/	/ROUGH/ROAD/AHEAD/
/TWO WAY/TRAFFIC/AHEAD/	/MERGING/TRAFFIC/AHEAD/
/PAINT/CREW/AHEAD/	/NEXT/***/MILES/
/REDUCE/SPEED/**MPH/	/HEAVY/TRAFFIC/AHEAD/
/BRIDGE/WORK/***0 FT/	/SPEED/LIMIT/**MPH/
/MAX/SPEED/**MPH/	/BUMP/AHEAD/
/SURVEY/PARTY/AHEAD/	/TWO/WAY/TRAFFIC/

*Insert numerals as directed by the Engineer.
Add other messages during the project when required by the Engineer.

2.3 Power.

- 1) Design solar panels to yield 10 percent or greater additional charge than sign consumption. Provide direct wiring for operation of the sign or arrow board from an external power source to provide energy backup for 21 days without sunlight and an on-board system charger with the ability to recharge completely discharged batteries in 24 hours.

3.0 CONSTRUCTION. Furnish and operate the variable message signs as designated on the plans or by the Engineer. Ensure the bottom of the message panel is a minimum of 7 feet above the roadway in urban areas and 5 feet above in rural areas when operating. Use Class I, II, or III signs on roads with a speed limit less than 55 mph. Use Class I or II signs on roads with speed limits 55 mph or greater.

Maintain the sign in proper working order, including repair of any damage done by others, until completion of the project. When the sign becomes inoperative, immediately repair or replace the sign. Repetitive problems with the same unit will be cause for rejection and replacement.

Use only project related messages and messages directed by the Engineer, unnecessary messages lessen the impact of the sign. Ensure the message is displayed in either one or 2 phases with each phase having no more than 3 lines of text. When no message is needed, but it is necessary to know if the sign is operable, flash only a pixel.

When the sign is not needed, move it outside the clear zone or where the Engineer directs. Variable Message Signs are the property of the Contractor and shall be removed from the project when no longer needed. The Department will not assume ownership of these signs.

4.0 MEASUREMENT. The final quantity of Variable Message Sign will be

11

the actual number of individual signs acceptably furnished and operated during the project. The Department will not measure signs replaced due to damage or rejection.

5.0 PAYMENT. The Department will pay for the Variable Message Signs at the unit price each. The Department will not pay for signs replaced due to damage or rejection. Payment is full compensation for furnishing all materials, labor, equipment, and service necessary to, operate, move, repair, and maintain or replace the variable message signs. The Department will make payment for the completed and accepted quantities under the following:

<u>Code</u>	<u>Pay Item</u>	<u>Pay Unit</u>
02671	Portable Changeable Message Sign	Each

Effective June 15, 2012

SPECIAL NOTE FOR BARCODE LABEL ON PERMANENT SIGNS

1.0 DESCRIPTION. Install barcode label on sheeting signs. Section references herein are to the Department’s 2012 Standard Specifications for Road and Bridge Construction.

2.0 MATERIALS. The Department will provide the Contractor with a 2 inch x 1 inch foil barcode label for each permanent sheeting sign. A unique number will be assigned to each barcode label.

The Contractor shall contact the Operations and Pavement Management Branch in the Division of Maintenance at (502) 564-4556 to obtain the barcode labels.

3.0 CONSTRUCTION. Apply foil barcode label in the lower right quadrant of the sign back. Signs where the bottom edge is not parallel to the ground, the lowest corner of the sign shall serve as the location to place the barcode label. The barcode label shall be placed no less than one-inch and no more than three inches from any edge of the sign. The barcode must be placed so that the sign post does not cover the barcode label.

Barcodes shall be applied in an indoor setting with a minimum air temperature of 50°F or higher. Prior to application of the barcode label, the back of the sign must be clean and free of dust, oil, etc. If the sign is not clean, an alcohol swab shall be used to clean the area. The area must be allowed to dry prior to placement of the barcode label.

Data for each sign shall include the barcode number, MUTCD reference number, sheeting manufacturer, sheeting type, manufacture date, color of primary reflective surface, installation date, latitude and longitude using the North American Datum of 1983 (NAD83) or the State Plane Coordinates using an x and y ordinate of the installed location.

Data should be provided electronically on the TC 71-229 Sign Details Information and TC 71-230 Sign Assembly Information forms. The Contractor may choose to present the data in a different format provided that the information submitted to the Department is equivalent to the information required on the Department TC forms. The forms must be submitted in electronic format regardless of which type of form is used. The Department will not accept PDF or handwritten forms. These completed forms must be submitted to the Department prior to final inspection of the signs. The Department will not issue formal acceptance for the project until the TC 71-229 and TC-230 electronic forms are completed for all signs and sign assemblies on the project.

4.0 MEASUREMENT. The Department will measure all work required for the installation of the barcode label and all work associated with completion and submission of the sign inventory data (TC 71-229 and TC 71-230).

The installation of the permanent sign will be measured in accordance to Section 715.

5.0 PAYMENT. The Department will make payment for the completed and accepted quantities under the following:



<u>Code</u>	<u>Pay Item</u>	<u>Pay Unit</u>
24631EC	Barcode Sign Inventory	Each

The Department will not make payment for this item until all barcodes are installed and sign inventory is complete on every permanent sign installed on the project. The Department will make payment for installation of the permanent sign in accordance to Section 715. The Department will consider payment as full compensation for all work required under this special note.

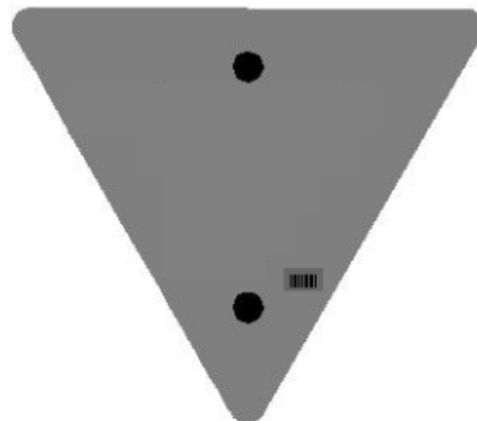

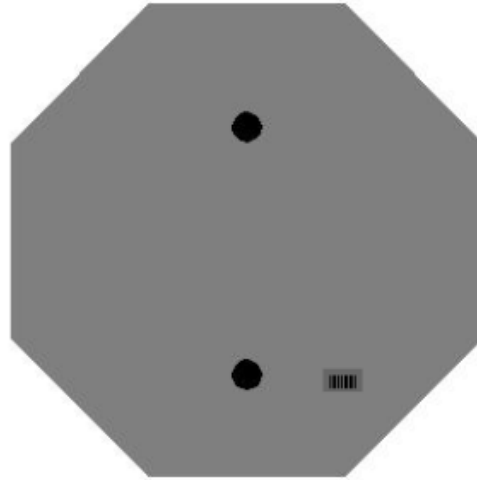

One Sign Post



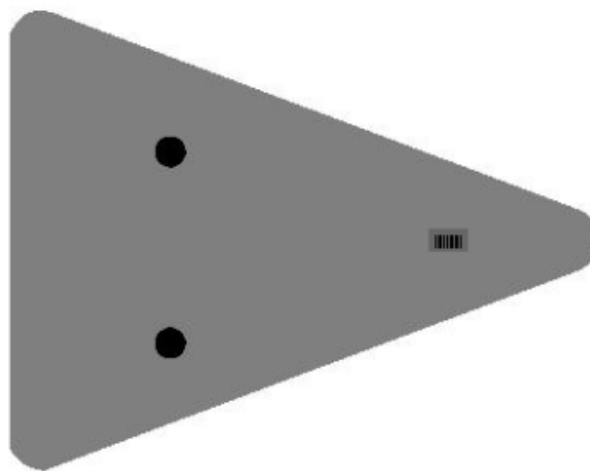
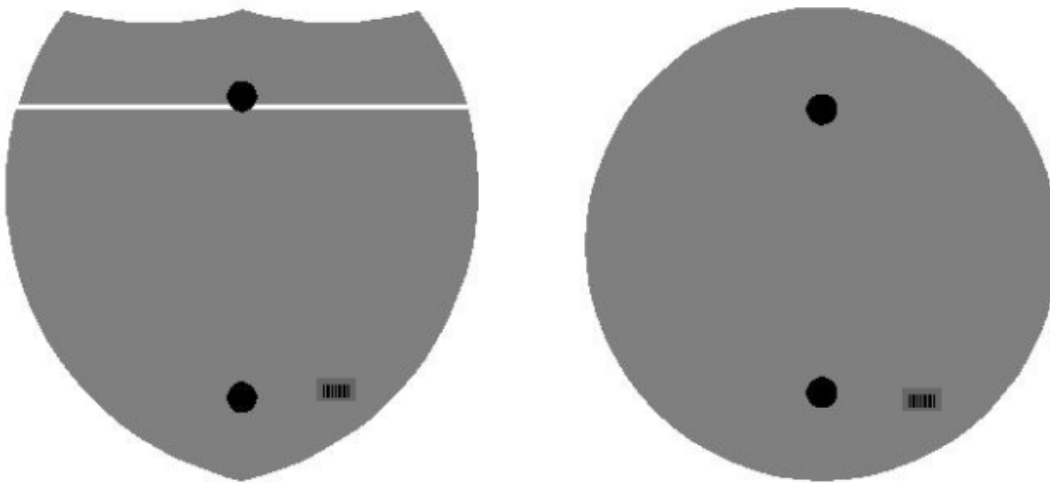
↑
2" Wide Post



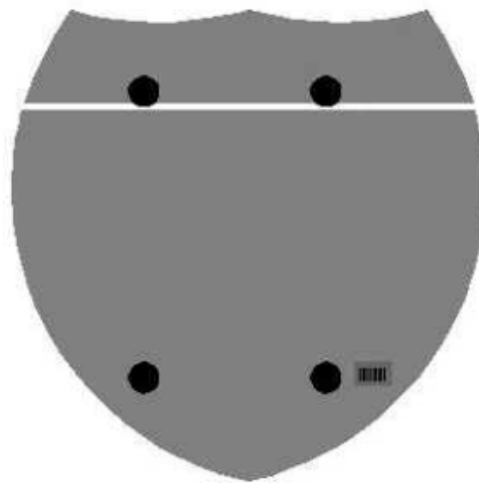
One Sign Post




One Sign Post



Double Sign Post



Interstate
Shield




48" Stop

2 Post Signs



↑
2" Wide Post



2016 STANDARD DRAWINGS THAT APPLY

**ROADWAY
~ BARRIERS ~**

TYPICAL BARRIER INSTALLATIONS

TYPICAL GUARDRAIL INSTALLATIONS.....RBI-002-07

GUARDRAIL HARDWARE

GUARDRAIL COMPONENTS.....RBR-005-11
GUARDRAIL TERMINAL SECTIONSRBR-010-06
TIMBER GUARDRAIL POSTS.....RBR-016-05

~ DRAINAGE ~

BOX INLETS AND OUTLETS

DROP BOXES

DROP BOX INLET TYPE 5A-5B-5C-5D-5E & 5F.....RDB-005-09

PAVED DITCHES, FLUME INLETS AND CHANNEL LININGS

CHANNEL LINING CLASS II AND III.....RDD-040-05

PIPE AND BOX CULVERT HEADWALLS

12" - 27" - SINGLE LINE PIPE

CONCRETE HEADWALLS FOR 12" - 27" CIRCULAR PIPE CULVERTSRDH-005-02
CONCRETE HEADWALLS FOR 15" - 27" NON-CIRCULAR PIPE CULVERTSRDH-010-02

TYPICAL DRAINAGE INSTALLATIONS

CULVERT, ENTRANCE & STORM SEWER PIPE TYPES & COVER HEIGHTS (12" - 24" PIPE)RDI-001-10
CULVERT, ENTRANCE & STORM SEWER PIPE TYPES & COVER HEIGHTS (27" - 42" PIPE)RDI-002-05
PIPE BEDDING FOR CULVERTS, ENTRANCE, AND STORM SEWER PIPERDI-020-09
PIPE BEDDING FOR CULVERTS, ENTRANCE, AND STORM SEWER, REINFORCED CONC. PIPERDI-021-01
TYPICAL MEDIAN DRAIN INSTALLATIONS.....RDI-045-02

MISCELLANEOUS DRAINAGE

JUNCTION BOXRDX-001-06
JUNCTION BOX (DIMENSIONS AND QUANTITIES).....RDX-002-04
TEMPORARY SILT FENCE.....RDX-210-03
SILT TRAP - TYPE B.....RDX-225-01
SILT TRAP - TYPE C.....RDX-230-01

~ PAVEMENT ~

MEDIANS, CURBS, APPROACHES, ENTRANCES, ETC.

PERMANENT U-TURN MEDIAN OPENING.....RPM-001-04
STANDARD BARRIER MEDIANRPM-010-06
CURB AND GUTTER, CURBS AND VALLEY GUTTER.....RPM-100-10
ISLAND CURB CONSTRUCTION DETAILS (RIGID & FLEXIBLE PAVEMENT).....RPM-120-07

Standard Drawings That Apply
Page 2 of 2

TRAFFIC
~ TEMPORARY ~
TRAFFIC CONTROL

LANE CLOSURE TWO-LANE HIGHWAY	TTC-100-04
LANE CLOSURE USING TRAFFIC SIGNALS	TTC-110-03
LANE CLOSURE MULTI-LANE HIGHWAY CASE I	TTC-115-03
SHOULDER CLOSURE	TTC-135-02

DEVICES

PAVEMENT CONDITION WARNING SIGNS	TTD-125-02
--	------------

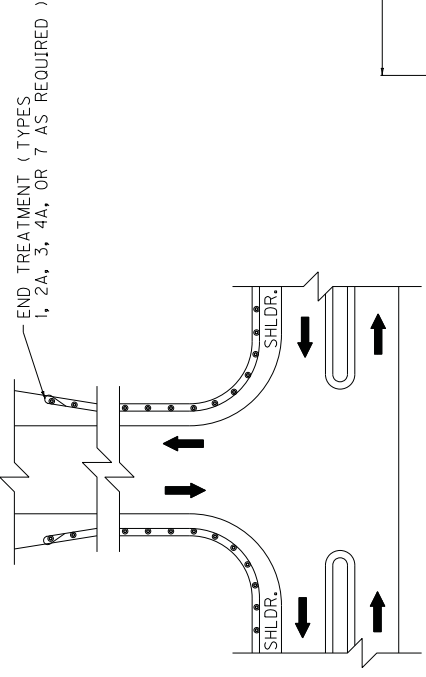
STRIPING OPERATIONS

MOBILE OPERATION FOR PAINT STRIPING CASE I	TTS-100-02
MOBILE OPERATION FOR PAINT STRIPING CASE II	TTS-105-02
MOBILE OPERATION FOR PAINT STRIPING CASE III	TTS-110-02

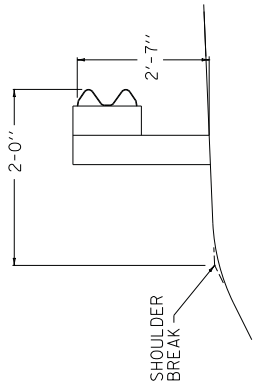
COUNTY OF	ITEM NO.	SHEET NO.

~ NOTES ~

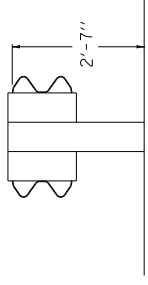
1. FOR END TREATMENT TYPE 4A USE CUR. STD. DWG. RBR-035 FOR OFFSETS.
2. THE MINIMUM LENGTH OF GUARDRAIL, INCLUDING THE END TREATMENT, PRECEDING A FIXED OBJECT IS 200 FEET: (LENGTH MAY BE REDUCED SHOULD FIELD CONDITIONS WARRANT).



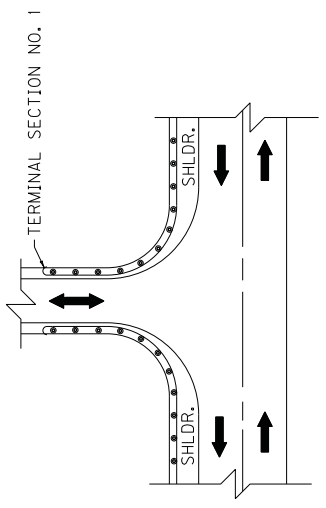
APPROACH ROADS



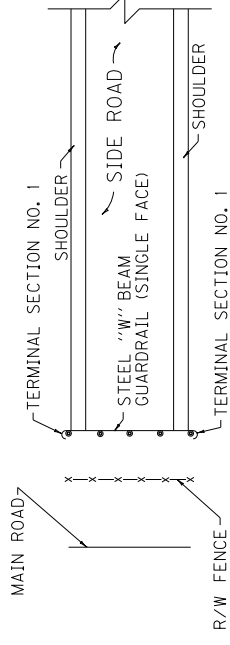
NORMAL GUARDRAIL INSTALLATION



TYPICAL DOUBLE FACE GUARDRAIL INSTALLATION



ENTRANCES



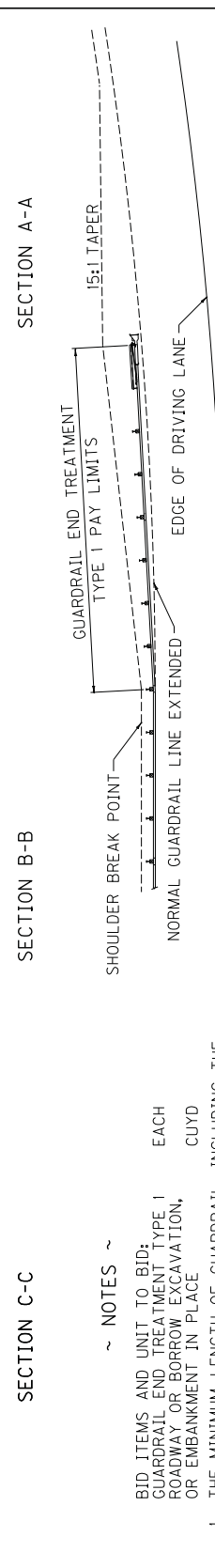
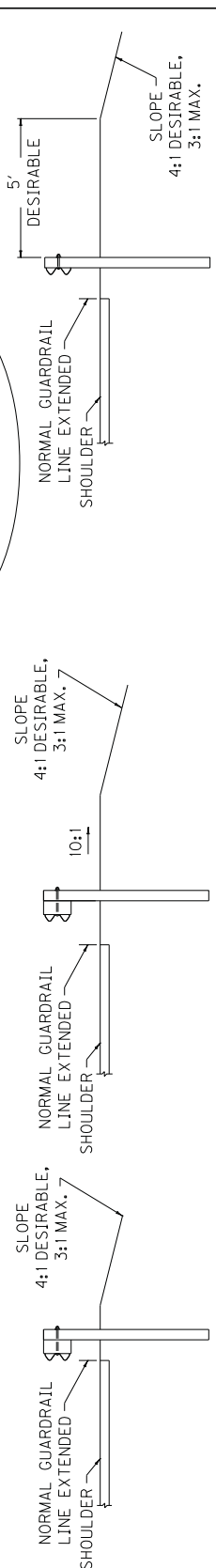
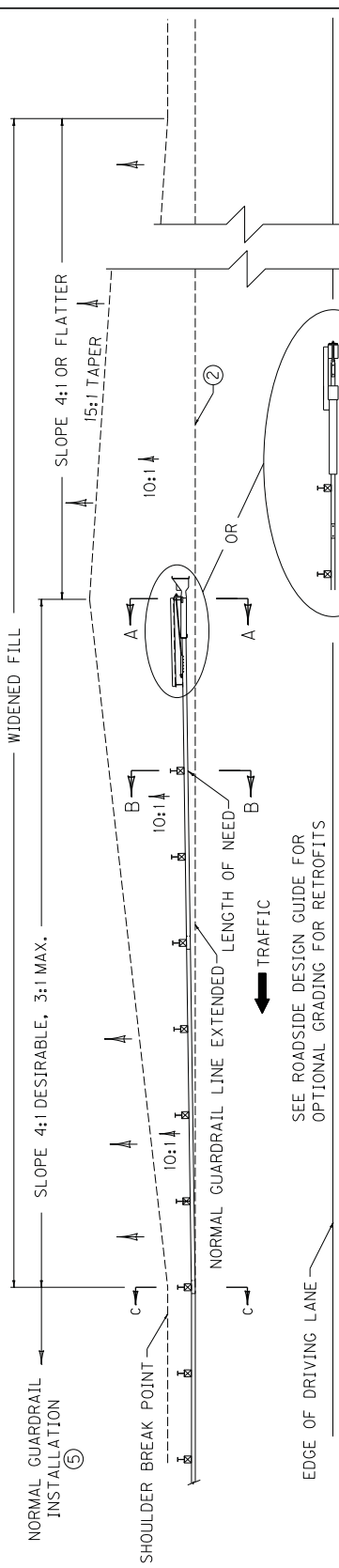
GUARDRAIL USED AS A BARRICADE

USE WITH CUR. STD. DWG.
RBI-002, RBR-035

KENTUCKY
DEPARTMENT OF HIGHWAYS
TYPICAL GUARDRAIL
INSTALLATIONS

SUBMITTED: *[Signature]*
DIRECTOR DIVISION OF DESIGN
DATE: 11-17-17
024

COUNTY OF	ITEM NO.	SHEET NO.



~ NOTES ~

- BID ITEMS AND UNIT TO BID:
GUARDRAIL END TREATMENT TYPE 1
ROADWAY OR BORROW EXCAVATION,
OR EMBANKMENT IN PLACE
EACH
CUYD
- 1. THE MINIMUM LENGTH OF GUARDRAIL, INCLUDING THE END TREATMENT, PRECEDING A FIXED OBJECT IS 200 FEET (LENGTH MAY BE REDUCED SHOULD FIELD CONDITIONS WARRANT).
- 2. GUARDRAIL EXTRUDER EDGE CLOSEST TO TRAFFIC SHALL BE PLACED ON NORMAL GUARDRAIL LINE EXTENDED.
- 3. END TREATMENT TYPE 1 MAY BE ATTACHED TO CURVED GUARDRAIL PROVIDED CURVE IS A 550' RADIUS OR MORE. END TREATMENT TYPE 1 SHALL BE INSTALLED ON A STRAIGHT LINE TAPER WITHIN THE PAY LIMITS.
- 4. INTENDED USE: FILLS WITH ADEQUATE VEHICLE RECOVERY ZONE BEHIND GUARDRAIL.
- 5. FOR MAINTENANCE AND REPAIR PROJECTS, USE "GUARDRAIL SYSTEM TRANSITION "SEPIA 33", TO TRANSITION BACK TO 27" OR 29" GUARDRAIL HEIGHT, IF ONLY THE TERMINAL IS PROPOSED TO BE REPLACED.

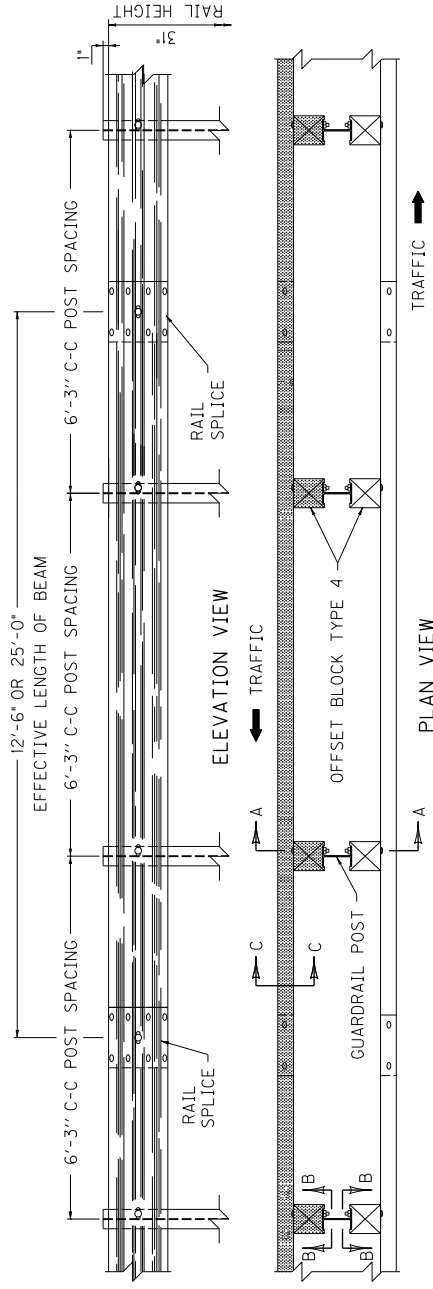
USE WITH CUR. STD. DWG.
RBR-020

KENTUCKY
DEPARTMENT OF HIGHWAYS
INSTALLATION OF
GUARDRAIL
END TREATMENT
TYPE 1

SUBMITTED: *Michael S. Galt*
DIRECTOR IN CHARGE OF DESIGN
DATE: 11-17-17

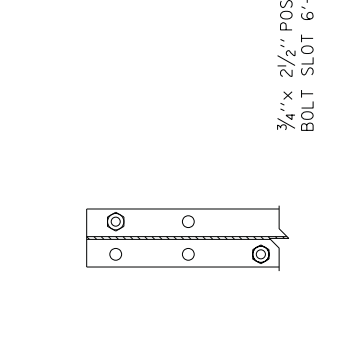
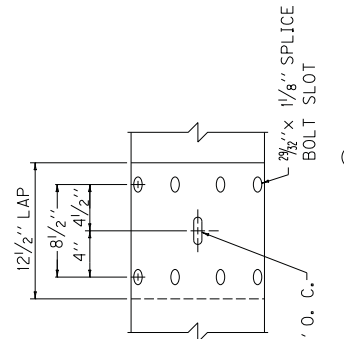
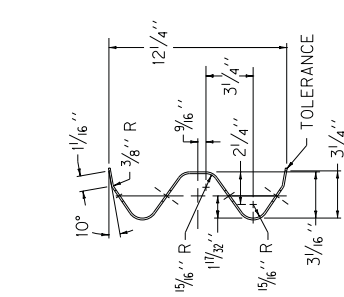
025

COUNTY OF	ITEM NO.	SHEET NO.



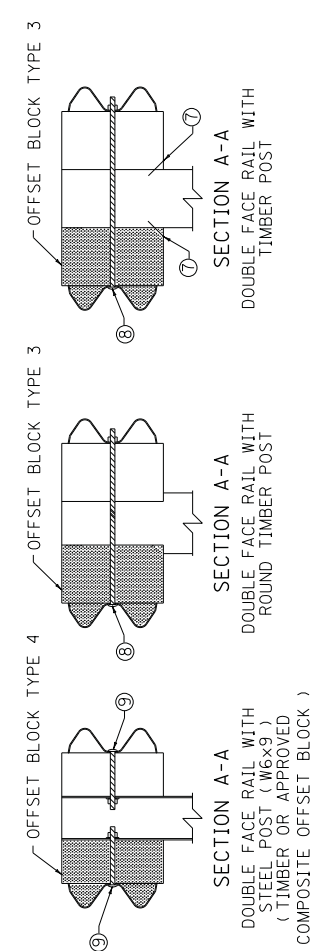
~ NOTES ~

- BID ITEM AND UNIT TO BID
GUARDRAIL-STEEL W BEAM-S FACE LF
- OR
GUARDRAIL-STEEL W BEAM-D FACE LF
- 1. DIMENSIONAL TOLERANCES NOT SHOWN OR IMPLIED ARE INTENDED TO BE THOSE CONSISTENT WITH THE PROPER FUNCTIONING OF THE PART, INCLUDING ITS APPEARANCE AND ACCEPTED MANUFACTURING PRACTICES.
- 2. THE RAIL ELEMENT SHALL COMPLY WITH AASHTO M-180 -CLASS A, TYPE II.
- 3. ALL LAPS SHALL BE PLACED IN THE DIRECTION OF TRAFFIC FLOW.
- 4. TOLERANCE + 1/4", -1/4"
- 5. 8-5/8"x 1/4" LONG BUTTON HEAD BOLTS AND HEX HEAD RECESS NUTS REQUIRED FOR EACH RAIL SPLICE.
- 6. LENGTH EQUALS POST AND BLOCK WIDTH PLUS 2" FOR BOLT OR 2 1/4" FOR THREADED ROD.
- 7. GALVANIZED STEEL 104 COMMON COATED NAIL (DRIVE NAIL AT THE TOP OR BOTTOM CENTER OF BLOCK AND POST AFTER BOLT IS INSTALLED).
- 8. 5/8"x 6 STEEL THREADED ROD AND TWO (2) HEX HEAD NUTS OR 5/8"x 6 BUTTON OR HEX HEAD BOLT AND HEX HEAD NUT.
- 9. 5/8"x8" BUTTON HEAD BOLT, HEX HEAD RECESS NUT AND ONE 3/8" ROUND WASHER (TYP.). BOLT SHALL HAVE A MINIMUM THREAD LENGTH OF 2".
- 10. BOTH 12'-6" AND 25' LENGTHS OF "W" BEAM GUARDRAIL SECTIONS WILL BE PERMITTED UNLESS OTHERWISE DIRECTED BY THE ENGINEER.



SECTION C-C
(RAIL CORRUGATED SHEET STEEL BEAM)

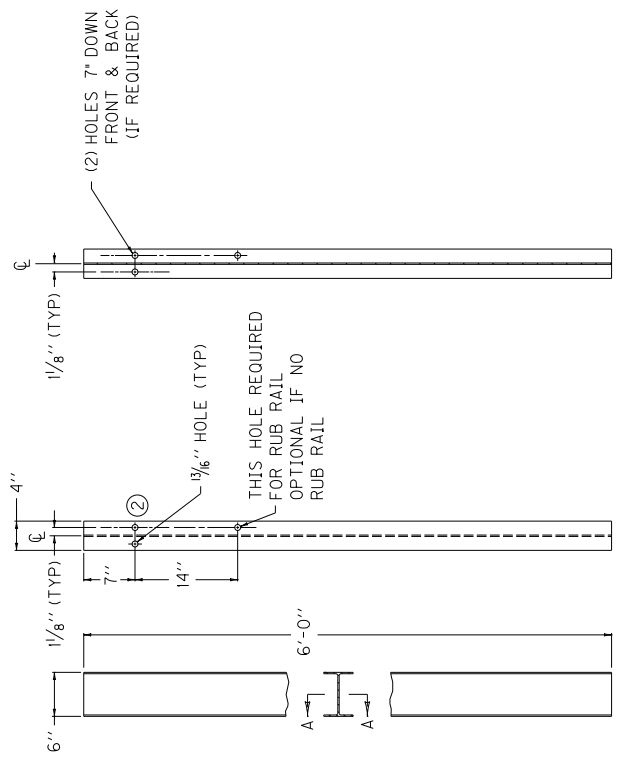
RAIL SPLICE (5)



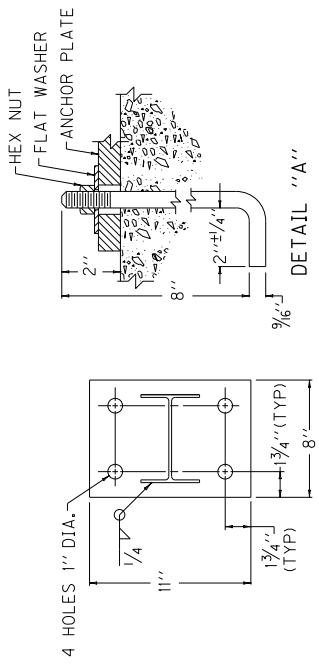
KENTUCKY	
DEPARTMENT OF HIGHWAYS	
STEEL BEAM	
GUARDRAIL	
("W" BEAM)	
SUBMITTED: <i>Robert P. Schell</i> DIRECTOR DIVISION OF DESIGN 11-17-17 DATE 027	

COUNTY OF	_____
TIERING NO.	_____
SHEET NO.	_____

- ~ NOTES ~
- ① W6 X 8.5 IS AN ACCEPTABLE ALTERNATE.
 - ② THESE HOLES ARE REQUIRED FOR ATTACHING RAIL.
 - ③ TIMBER OR COMPOSITE BLOCKOUTS MAY BE USED WITH STEEL POST.

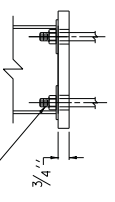


~ W6 X 9.0 STEEL POST ① ~



PLAN VIEW

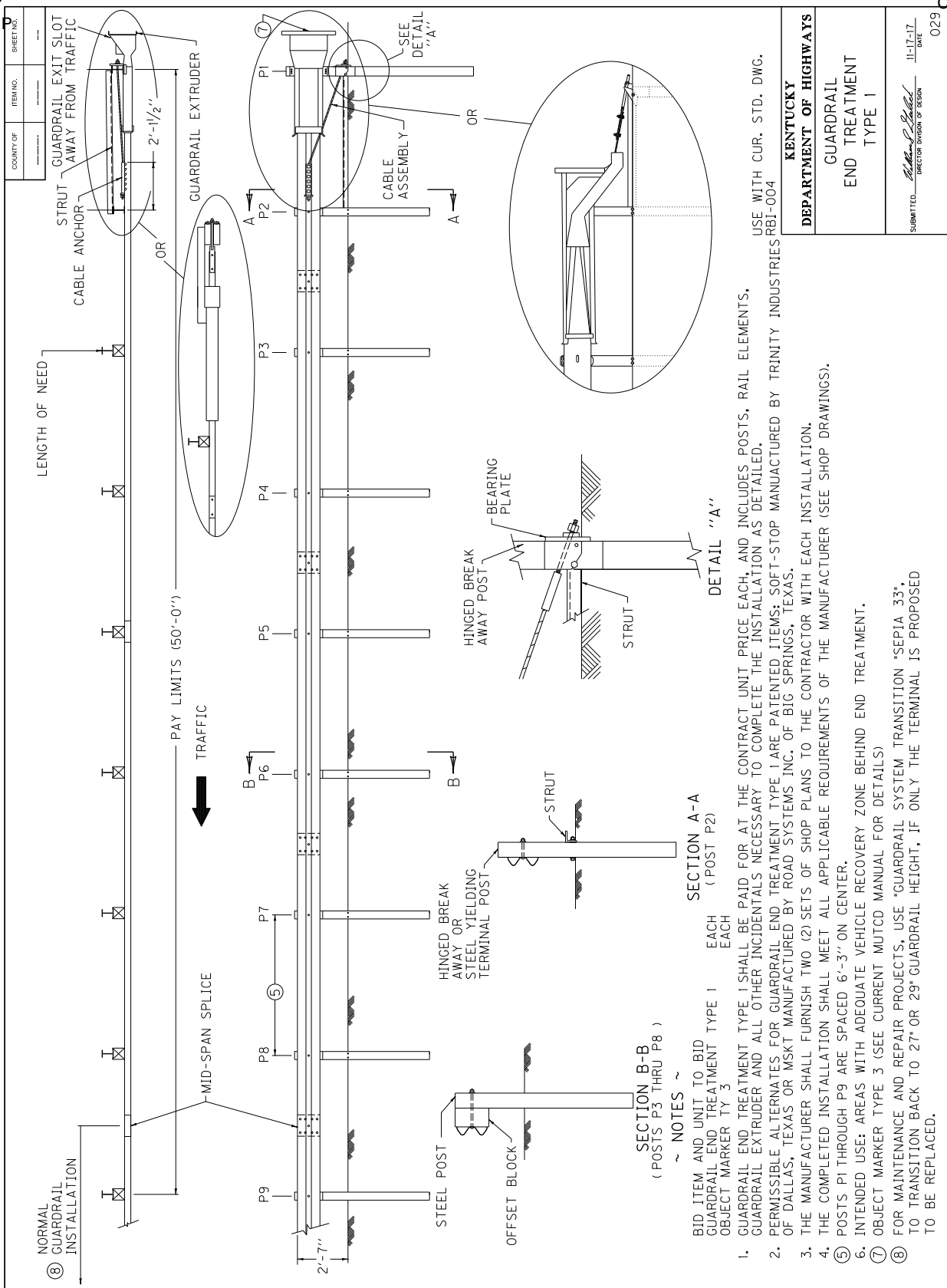
SEE DETAIL "A"



REAR ELEVATION

OFFSET BLOCK TYPE 4
6' X 8" (Nominal Size)
(TIMBER OR APPROVED COMPOSITE)
(FOR USE WITH STEEL POST ONLY)

KENTUCKY DEPARTMENT OF HIGHWAYS
STEEL GUARDRAIL POSTS
SUBMITTED: <i>Mark P. Sells</i> DIRECTOR DIVISION OF DESIGN
DATE: 3-06-18
028



SHEET NO.	ITEM NO.	COUNTY OF

LENGTH OF NEED

PAY LIMITS (50'-0")

TRAFFIC

MID-SPAN SPLICE

⑧ GUARDRAIL END TREATMENT TYPE 1

P9

P8

P7

P6

P5

P4

P3

P2

P1

STEEL POST

OFFSET BLOCK

HINGED BREAK AWAY OR STEEL YIELDING TERMINAL POST

STRUT

HINGED BREAK AWAY POST

BEARING PLATE

STRUT

CABLE ASSEMBLY

SEE DETAIL "A"

STRUT CABLE ANCHOR

GUARDRAIL EXIT SLOT AWAY FROM TRAFFIC

GUARDRAIL EXTRUDER

2'-1/2"

SECTION A-A
(POST P2)

SECTION B-B
(POSTS P3 THRU P8)

~ NOTES ~

BID ITEM AND UNIT TO BID GUARDRAIL END TREATMENT TYPE 1 EACH EACH OBJECT MARKER TY 3

1. GUARDRAIL END TREATMENT TYPE 1 SHALL BE PAID FOR AT THE CONTRACT UNIT PRICE EACH, AND INCLUDES POSTS, RAIL ELEMENTS, GUARDRAIL EXTRUDER AND ALL OTHER INCIDENTALS NECESSARY TO COMPLETE THE INSTALLATION AS DETAILED.
2. PERMISSIBLE ALTERNATES FOR GUARDRAIL END TREATMENT TYPE 1 ARE PATENTED ITEMS: SOFT-STOP MANUFACTURED BY TRINITY INDUSTRIES RBI-004 OF DALLAS, TEXAS OR MSKT MANUFACTURED BY ROAD SYSTEMS INC. OF BIG SPRINGS, TEXAS.
3. THE MANUFACTURER SHALL FURNISH TWO (2) SETS OF SHOP PLANS TO THE CONTRACTOR WITH EACH INSTALLATION.
4. THE COMPLETED INSTALLATION SHALL MEET ALL APPLICABLE REQUIREMENTS OF THE MANUFACTURER (SEE SHOP DRAWINGS).
5. POSTS P1 THROUGH P9 ARE SPACED 6'-3" ON CENTER.
6. INTENDED USE: AREAS WITH ADEQUATE VEHICLE RECOVERY ZONE BEHIND END TREATMENT.
7. OBJECT MARKER TYPE 3 (SEE CURRENT MUTCD MANUAL FOR DETAILS)
8. FOR MAINTENANCE AND REPAIR PROJECTS, USE "GUARDRAIL SYSTEM TRANSITION 'SEP1A 33", TO TRANSITION BACK TO 27" OR 29" GUARDRAIL HEIGHT, IF ONLY THE TERMINAL IS PROPOSED TO BE REPLACED.

USE WITH CUR. STD. DWG.
RBI-004

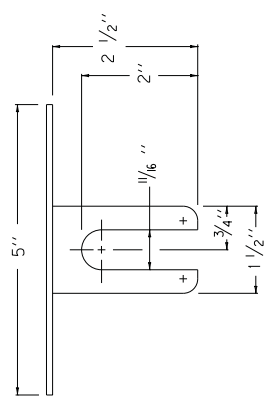
KENTUCKY
DEPARTMENT OF HIGHWAYS
GUARDRAIL
END TREATMENT
TYPE 1

SUBMITTED: *John P. Ball*
DIRECTOR DIVISION OF DESIGN
DATE: 11-17-17
029

COUNTY OF	ITEM NO.	SHEET NO.
-----------	----------	-----------

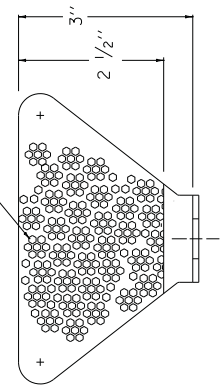
~ NOTES ~

- BID ITEMS AND UNIT TO BID
 DELINEATOR FOR GUARDRAIL B/W EACH
 DELINEATOR FOR GUARDRAIL M/W EACH
 DELINEATOR FOR GUARDRAIL M/Y EACH
- DELINEATORS SHALL BE MEASURED AND PAID FOR AT THE CONTRACT UNIT PRICE EACH AND SHALL INCLUDE ALL MATERIALS AND LABOR NECESSARY FOR ONE COMPLETE INSTALLATION.
 - DELINEATOR SHAPE AND DIMENSIONS ARE SHOWN FOR ILLUSTRATION PURPOSES ONLY. TYPES OF DELINEATORS PERMITTED SHALL BE FROM THE LIST OF APPROVED MATERIALS.
 - GUARDRAIL DELINEATORS SHALL BE REQUIRED ON ALL GUARDRAIL.
 - DELINEATORS SHALL NOT BE INSTALLED WITHIN THE PAY LIMITS OF THE END TREATMENT.
 - DELINEATORS SHALL BE MANUFACTURED FROM 12 GA. GALVANIZED STEEL.
 - DIMENSIONS SHOWN ARE APPROXIMATE AND ARE SUBJECT TO MANUFACTURER'S TOLERANCES.
 - WHEN CONCRETE BARRIERS EXTEND ACROSS BRIDGE STRUCTURES IN LIEU OF STEEL BEAM GUARDRAIL, DELINEATORS SHALL BE INSTALLED AT SAME VERTICAL ALIGNMENT AS ON THE GUARDRAIL, AND DELINEATORS SHALL COMPLY WITH CURRENT STANDARD DRAWING RBM-020.
 - DELINEATORS SHALL BE INSTALLED IN ACCORDANCE WITH MANUFACTURER'S RECOMMENDATIONS.

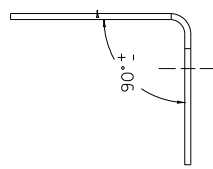


PLAN VIEW

TYPE IX SHEETING,
YELLOW OR WHITE



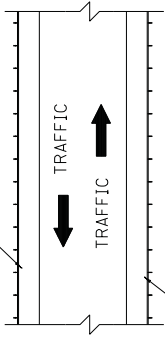
FRONT VIEW



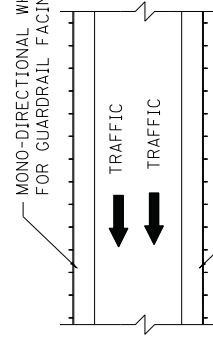
SIDE VIEW

DIMENSIONS SHOWN ARE FOR ONE VERSION OF A WEB-MOUNTED GUARDRAIL DELINEATOR. DELINEATORS WITH ALTERNATE DIMENSIONS MAY BE CONSIDERED FOR INCLUSION ON THE APPROVED PRODUCTS LIST.

BI-DIRECTIONAL WHITE DELINEATOR FOR GUARDRAIL FACING TRAFFIC



BI-DIRECTIONAL WHITE DELINEATOR FOR GUARDRAIL FACING TRAFFIC



MONO-DIRECTIONAL WHITE DELINEATOR FOR GUARDRAIL FACING TRAFFIC

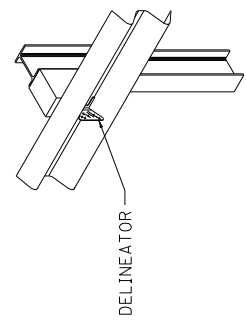
MONO-DIRECTIONAL YELLOW DELINEATOR FOR GUARDRAIL FACING TRAFFIC



PLACEMENT OF DELINEATORS FOR GUARDRAIL

APPROXIMATE DELINEATOR SPACING	
TANGENT	100'
CURVE	50'

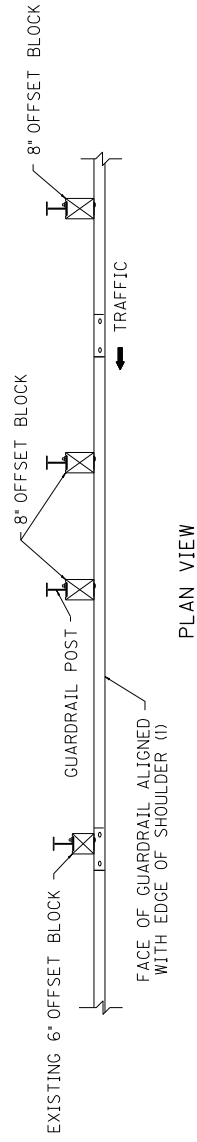
SPACING SHOULD BE ADJUSTED IN CURVES SO THAT SEVERAL DELINEATORS ARE ALWAYS SIMULTANEOUSLY VISIBLE TO THE ROAD USER.



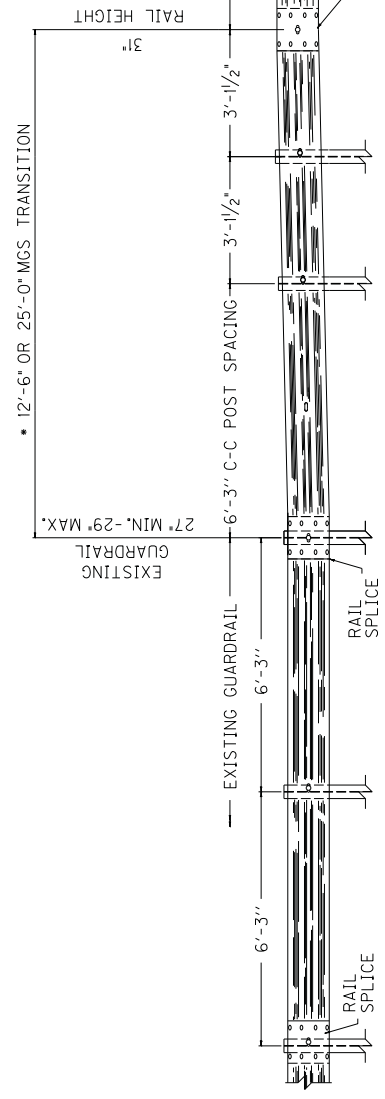
ISOMETRIC VIEW
USE WITH CUR. STD. DWGS.
RBM-020, RBR-060

KENTUCKY	
DEPARTMENT OF HIGHWAYS	
DELINEATORS FOR GUARDRAIL	
SUBMITTED: <i>Mark P. Pickett</i> DIRECTOR DIVISION OF DESIGN	JL-17-17 DATE
032	

COUNTY OF	ITEM NO.	SHEET NO.



• 12'-6" TRANSITION FROM 29" TO 31" SHOWN,
25'-0" REQUIRED FOR 27" TO 31" TRANSITION.



ELEVATION VIEW

~ NOTES ~

- 1) WHERE POST OFFSET IS CONSTRAINED, AND WHEN THE EXISTING SHOULDER IS WIDER THAN 4 FEET, THE EXISTING SHOULDER MAY BE REDUCED UP TO 2 INCHES TO ACCOMMODATE THE 8 INCH BLOCKS OF THE MGS GUARDRAIL. WHERE SITE CONSTRAINTS PROHIBIT THE POST FROM BEING PLACED AT LEAST 6 INCHES IN FRONT OF THE SLOPE BREAK POINT, USE 7 FOOT POSTS.
- 2) MGS TRANSITION FROM EXISTING GUARDRAIL SHALL BE COMPLETED OUTSIDE THE 50 FEET MGS END TERMINAL LIMITS.

KENTUCKY DEPARTMENT OF HIGHWAYS	SUBMITTED: <i>Robert P. Salcedo</i> DIRECTOR DESIGN & DESIGN	4-04-18 DATE
	GUARDRAIL SYSTEM TRANSITION	
		033

COUNTY OF	ITEM NO.	SHEET NO.

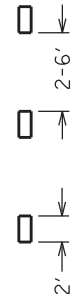
STRIPING NOTES:

- ARROWS SHALL BE USED IN ANY EXCLUSIVE TURN LANES.
- IN A SINGLE TURN LANE, DOTTED WHITE LINE EXTENSIONS MAY BE USED THROUGH THE TAPER OF THE TURN LANE.
- IF USED, DOTTED WHITE LINE EXTENSIONS SHALL BE NORMAL WIDTH, AND SHOULD BE 2' LONG, WITH A GAP OF 2-6' BETWEEN EACH LINE.
- IN DUAL TURN LANES, DOTTED WHITE LINE EXTENSIONS SHOULD BE USED THROUGH THE TAPER OF THE TURN LANE. BOTH SOLID LINES FORMING THE TURN LANES SHALL BEGIN AT THE DOWNSTREAM END OF THE TAPER.

ARROW SPACING NOTES:

- IN SINGLE-DIRECTION TURN LANES, ARROWS SHOULD BE SPACED AS FOLLOWS:
- AT LEAST TWO ARROWS SHOULD BE USED IN EACH TURN LANE. HOWEVER, IF A TURN LANE IS LESS THAN 80' IN LENGTH, THE DOWNSTREAM ARROW MAY BE ELIMINATED.
- THE FIRST UPSTREAM ARROW SHALL BE PLACED AT THE BEGINNING OF THE SOLID LINE FOR THE TURN LANE.
- THE LAST DOWNSTREAM ARROW SHOULD BE PLACED 40' FROM THE STOP BAR.
- ANY ADDITIONAL ARROWS SHOULD BE EVENLY SPACED. SPACING SHOULD NOT EXCEED 80'.
- ARROW SPACING AND NUMBER OF ARROWS MAY VARY BASED ON SITE CONDITIONS.

DOTTED EXTENSION DIMENSIONS:



Dotted extensions shall be normal width.

KENTUCKY DEPARTMENT OF HIGHWAYS

TYPICAL MARKINGS FOR TURN LANES

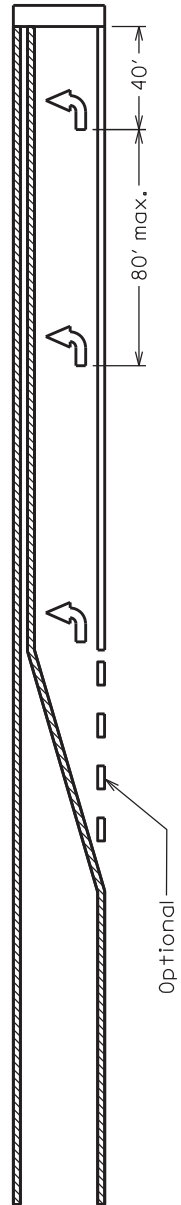
SUBMITTED: *R. [Signature]* DATE: 11-30-18 **042**

DRAWING NOT TO SCALE

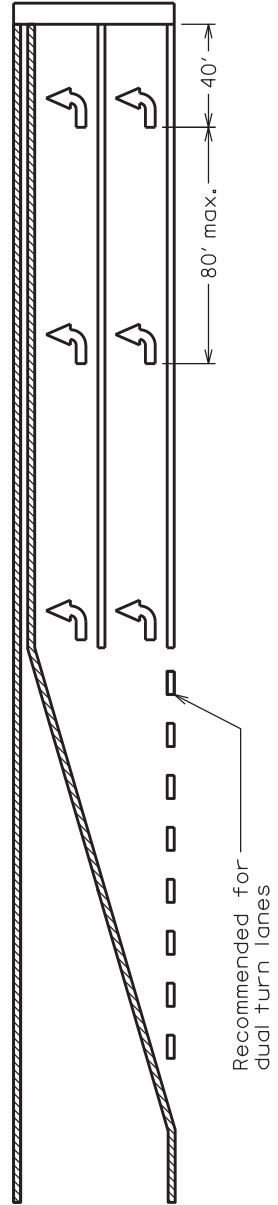
LEGEND

MARKINGS	WHITE
	YELLOW

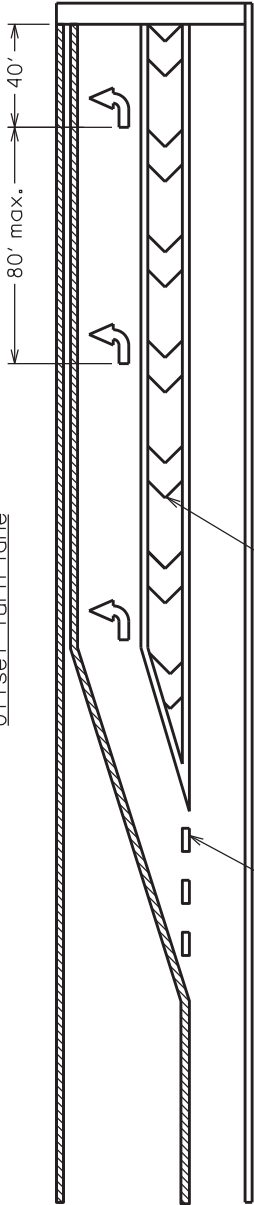
Single turn lane



Dual turn lane



Offset turn lane



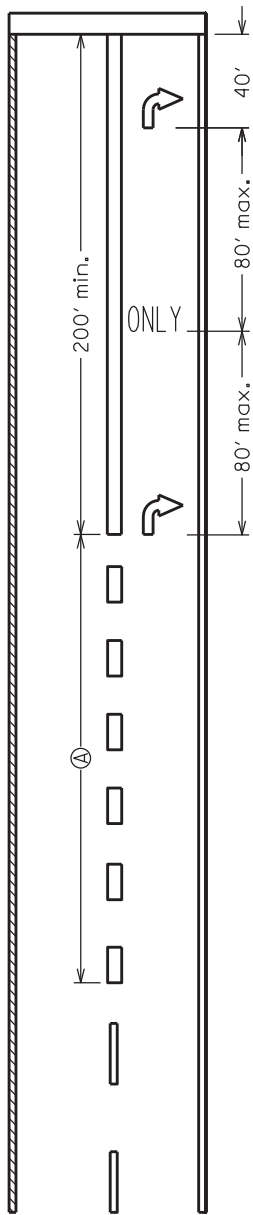
Chevron markings shall be used for offsets greater than 6'. Follow crosshatching guidelines shown in Sepia 046 for dimensions and spacing.

COUNTY OF	ITEM NO.	SHEET NO.

LANE_DROP_MARKINGS_NOTES:

IN SITUATIONS WHERE A THROUGH LANE BECOMES A MANDATORY TURN LANE, THE FOLLOWING GUIDELINES APPLY:
 -A WIDE SOLID LINE SHOULD EXTEND BACK A MINIMUM OF 200' FROM THE STOP BAR.
 -A WIDE, DOTTED LINE SHALL EXTEND FROM THE END OF THE SOLID LINE BACK A MINIMUM OF THE DISTANCE SHOWN IN THE CHART (A). THESE LINES SHALL BE 3' LONG, WITH A SPACE OF 9' BETWEEN LINES.
 -ALTERNATING ARROWS AND "ONLY" WORD MESSAGES SHALL BE USED, WITH THE FIRST AND LAST MARKING BEING AN ARROW.
 -ALTERNATING ARROWS AND "ONLY" WORD MESSAGES SHOULD BE SPACED EVENLY, FOLLOWING GUIDELINES FOR ARROW SPACING. THESE SYMBOLS SHALL EXTEND BACK AT LEAST TO THE END OF THE SOLID STRIPE, BUT MAY BE EXTENDED BACK FARTHER IF ADDITIONAL GUIDANCE IS NEEDED.

Lane_drop_scenario



Speed Limit	(A)
25	125'
35	245'
45	540'
55	660'
65	780'

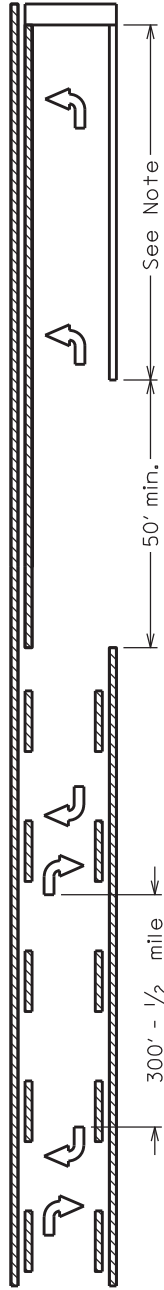
WIDE DOTTED LANE LINE DIMENSIONS:

Dotted lane lines shall be twice the normal width in lane drop scenarios.

TWO-WAY LEFT-TURN LANE NOTES:

IN A TWO-WAY LEFT-TURN LANE, THE FOLLOWING GUIDELINES APPLY:
 -ONE SET OF ARROWS SHOULD BE PLACED AT OR NEAR THE BEGINNING OF THE TWO-WAY LEFT-TURN LANE.
 -ADDITIONAL SETS OF ARROWS SHOULD BE PLACED THROUGHOUT THE TWO-WAY LEFT-TURN LANE IF LEFT TURN MOVEMENTS ARE EXPECTED. THEY SHOULD BE SPACED NO LESS THAN 300' AND NO MORE THAN 1/2 MILE.
 -THE SPACING BETWEEN EACH ARROW IN A SINGLE ARROW SET SHOULD BE 16 FEET.
 -TWO-WAY LEFT-TURN LANES SHALL TERMINATE IN A DEDICATED LEFT-TURN LANE AT A SIGNALIZED INTERSECTION. THEY MAY TERMINATE IN A DEDICATED LEFT-TURN LANE AT OTHER LOCATIONS IF DEEMED NECESSARY.
 -CONTACT TRAFFIC ENGINEER FOR RECOMMENDED DISTANCE FOR LEFT TURN STORAGE AT INTERSECTIONS.
 -REFER TO THE TRAFFIC OPERATIONS GUIDANCE MANUAL SECTION TO-504 FOR MORE GUIDANCE ON TWO-WAY LEFT-TURN LANES.

Two-way_left-turn_lane



TWTL_ARROW_DETAILS:

DRAWING NOT TO SCALE

LEGEND

MARKINGS	WHITE
	YELLOW

KENTUCKY DEPARTMENT OF HIGHWAYS

TYPICAL MARKINGS FOR TURN LANES

SUBMITTED: *R. [Signature]* DATE: 11-30-18 **043**

PART III

EMPLOYMENT, WAGE AND RECORD REQUIREMENTS

FHWA-1273 -- Revised May 1, 2012

**REQUIRED CONTRACT PROVISIONS
FEDERAL-AID CONSTRUCTION CONTRACTS**

- I. General
- II. Nondiscrimination
- III. Nonsegregated Facilities
- IV. Davis-Bacon and Related Act Provisions
- V. Contract Work Hours and Safety Standards Act Provisions
- VI. Subletting or Assigning the Contract
- VII. Safety: Accident Prevention
- VIII. False Statements Concerning Highway Projects
- IX. Implementation of Clean Air Act and Federal Water Pollution Control Act
- X. Compliance with Governmentwide Suspension and Debarment Requirements
- XI. Certification Regarding Use of Contract Funds for Lobbying

3. A breach of any of the stipulations contained in these Required Contract Provisions may be sufficient grounds for withholding of progress payments, withholding of final payment, termination of the contract, suspension / debarment or any other action determined to be appropriate by the contracting agency and FHWA.

4. Selection of Labor: During the performance of this contract, the contractor shall not use convict labor for any purpose within the limits of a construction project on a Federal-aid highway unless it is labor performed by convicts who are on parole, supervised release, or probation. The term Federal-aid highway does not include roadways functionally classified as local roads or rural minor collectors.

ATTACHMENTS

A. Employment and Materials Preference for Appalachian Development Highway System or Appalachian Local Access Road Contracts (included in Appalachian contracts only)

II. NONDISCRIMINATION

The provisions of this section related to 23 CFR Part 230 are applicable to all Federal-aid construction contracts and to all related construction subcontracts of \$10,000 or more. The provisions of 23 CFR Part 230 are not applicable to material supply, engineering, or architectural service contracts.

I. GENERAL

1. Form FHWA-1273 must be physically incorporated in each construction contract funded under Title 23 (excluding emergency contracts solely intended for debris removal). The contractor (or subcontractor) must insert this form in each subcontract and further require its inclusion in all lower tier subcontracts (excluding purchase orders, rental agreements and other agreements for supplies or services).

In addition, the contractor and all subcontractors must comply with the following policies: Executive Order 11246, 41 CFR 60, 29 CFR 1625-1627, Title 23 USC Section 140, the Rehabilitation Act of 1973, as amended (29 USC 794), Title VI of the Civil Rights Act of 1964, as amended, and related regulations including 49 CFR Parts 21, 26 and 27; and 23 CFR Parts 200, 230, and 633.

The applicable requirements of Form FHWA-1273 are incorporated by reference for work done under any purchase order, rental agreement or agreement for other services. The prime contractor shall be responsible for compliance by any subcontractor, lower-tier subcontractor or service provider.

The contractor and all subcontractors must comply with: the requirements of the Equal Opportunity Clause in 41 CFR 60-1.4(b) and, for all construction contracts exceeding \$10,000, the Standard Federal Equal Employment Opportunity Construction Contract Specifications in 41 CFR 60-4.3.

Form FHWA-1273 must be included in all Federal-aid design-build contracts, in all subcontracts and in lower tier subcontracts (excluding subcontracts for design services, purchase orders, rental agreements and other agreements for supplies or services). The design-builder shall be responsible for compliance by any subcontractor, lower-tier subcontractor or service provider.

Note: The U.S. Department of Labor has exclusive authority to determine compliance with Executive Order 11246 and the policies of the Secretary of Labor including 41 CFR 60, and 29 CFR 1625-1627. The contracting agency and the FHWA have the authority and the responsibility to ensure compliance with Title 23 USC Section 140, the Rehabilitation Act of 1973, as amended (29 USC 794), and Title VI of the Civil Rights Act of 1964, as amended, and related regulations including 49 CFR Parts 21, 26 and 27; and 23 CFR Parts 200, 230, and 633.

Contracting agencies may reference Form FHWA-1273 in bid proposal or request for proposal documents, however, the Form FHWA-1273 must be physically incorporated (not referenced) in all contracts, subcontracts and lower-tier subcontracts (excluding purchase orders, rental agreements and other agreements for supplies or services related to a construction contract).

The following provision is adopted from 23 CFR 230, Appendix A, with appropriate revisions to conform to the U.S. Department of Labor (US DOL) and FHWA requirements.

2. Subject to the applicability criteria noted in the following sections, these contract provisions shall apply to all work performed on the contract by the contractor's own organization and with the assistance of workers under the contractor's immediate superintendence and to all work performed on the contract by piecework, station work, or by subcontract.

1. Equal Employment Opportunity: Equal employment opportunity (EEO) requirements not to discriminate and to take affirmative action to assure equal opportunity as set forth under laws, executive orders, rules, regulations (28 CFR 35, 29 CFR 1630, 29 CFR 1625-1627, 41 CFR 60 and 49 CFR 27) and orders of the Secretary of Labor as modified by the provisions prescribed herein, and imposed pursuant to 23 U.S.C. 140 shall constitute the EEO and specific affirmative action standards for the contractor's project activities under

this contract. The provisions of the Americans with Disabilities Act of 1990 (42 U.S.C. 12101 et seq.) set forth under 28 CFR 35 and 29 CFR 1630 are incorporated by reference in this contract. In the execution of this contract, the contractor agrees to comply with the following minimum specific requirement activities of EEO:

a. The contractor will work with the contracting agency and the Federal Government to ensure that it has made every good faith effort to provide equal opportunity with respect to all of its terms and conditions of employment and in their review of activities under the contract.

b. The contractor will accept as its operating policy the following statement:

"It is the policy of this Company to assure that applicants are employed, and that employees are treated during employment, without regard to their race, religion, sex, color, national origin, age or disability. Such action shall include: employment, upgrading, demotion, or transfer; recruitment or recruitment advertising; layoff or termination; rates of pay or other forms of compensation; and selection for training, including apprenticeship, pre-apprenticeship, and/or on-the-job training."

2. EEO Officer: The contractor will designate and make known to the contracting officers an EEO Officer who will have the responsibility for and must be capable of effectively administering and promoting an active EEO program and who must be assigned adequate authority and responsibility to do so.

3. Dissemination of Policy: All members of the contractor's staff who are authorized to hire, supervise, promote, and discharge employees, or who recommend such action, or who are substantially involved in such action, will be made fully cognizant of, and will implement, the contractor's EEO policy and contractual responsibilities to provide EEO in each grade and classification of employment. To ensure that the above agreement will be met, the following actions will be taken as a minimum:

a. Periodic meetings of supervisory and personnel office employees will be conducted before the start of work and then not less often than once every six months, at which time the contractor's EEO policy and its implementation will be reviewed and explained. The meetings will be conducted by the EEO Officer.

b. All new supervisory or personnel office employees will be given a thorough indoctrination by the EEO Officer, covering all major aspects of the contractor's EEO obligations within thirty days following their reporting for duty with the contractor.

c. All personnel who are engaged in direct recruitment for the project will be instructed by the EEO Officer in the contractor's procedures for locating and hiring minorities and women.

d. Notices and posters setting forth the contractor's EEO policy will be placed in areas readily accessible to employees, applicants for employment and potential employees.

e. The contractor's EEO policy and the procedures to implement such policy will be brought to the attention of employees by means of meetings, employee handbooks, or other appropriate means.

4. Recruitment: When advertising for employees, the contractor will include in all advertisements for employees the notation: "An Equal Opportunity Employer." All such advertisements will be placed in publications having a large circulation among minorities and women in the area from which the project work force would normally be derived.

a. The contractor will, unless precluded by a valid bargaining agreement, conduct systematic and direct recruitment through public and private employee referral sources likely to yield qualified minorities and women. To meet this requirement, the contractor will identify sources of potential minority group employees, and establish with such identified sources procedures whereby minority and women applicants may be referred to the contractor for employment consideration.

b. In the event the contractor has a valid bargaining agreement providing for exclusive hiring hall referrals, the contractor is expected to observe the provisions of that agreement to the extent that the system meets the contractor's compliance with EEO contract provisions. Where implementation of such an agreement has the effect of discriminating against minorities or women, or obligates the contractor to do the same, such implementation violates Federal nondiscrimination provisions.

c. The contractor will encourage its present employees to refer minorities and women as applicants for employment. Information and procedures with regard to referring such applicants will be discussed with employees.

5. Personnel Actions: Wages, working conditions, and employee benefits shall be established and administered, and personnel actions of every type, including hiring, upgrading, promotion, transfer, demotion, layoff, and termination, shall be taken without regard to race, color, religion, sex, national origin, age or disability. The following procedures shall be followed:

a. The contractor will conduct periodic inspections of project sites to insure that working conditions and employee facilities do not indicate discriminatory treatment of project site personnel.

b. The contractor will periodically evaluate the spread of wages paid within each classification to determine any evidence of discriminatory wage practices.

c. The contractor will periodically review selected personnel actions in depth to determine whether there is evidence of discrimination. Where evidence is found, the contractor will promptly take corrective action. If the review indicates that the discrimination may extend beyond the actions reviewed, such corrective action shall include all affected persons.

d. The contractor will promptly investigate all complaints of alleged discrimination made to the contractor in connection with its obligations under this contract, will attempt to resolve such complaints, and will take appropriate corrective action within a reasonable time. If the investigation indicates that the discrimination may affect persons other than the complainant, such corrective action shall include such other persons. Upon completion of each investigation, the contractor will inform every complainant of all of their avenues of appeal.

6. Training and Promotion:

a. The contractor will assist in locating, qualifying, and increasing the skills of minorities and women who are

applicants for employment or current employees. Such efforts should be aimed at developing full journey level status employees in the type of trade or job classification involved.

b. Consistent with the contractor's work force requirements and as permissible under Federal and State regulations, the contractor shall make full use of training programs, i.e., apprenticeship, and on-the-job training programs for the geographical area of contract performance. In the event a special provision for training is provided under this contract, this subparagraph will be superseded as indicated in the special provision. The contracting agency may reserve training positions for persons who receive welfare assistance in accordance with 23 U.S.C. 140(a).

c. The contractor will advise employees and applicants for employment of available training programs and entrance requirements for each.

d. The contractor will periodically review the training and promotion potential of employees who are minorities and women and will encourage eligible employees to apply for such training and promotion.

7. Unions: If the contractor relies in whole or in part upon unions as a source of employees, the contractor will use good faith efforts to obtain the cooperation of such unions to increase opportunities for minorities and women. Actions by the contractor, either directly or through a contractor's association acting as agent, will include the procedures set forth below:

a. The contractor will use good faith efforts to develop, in cooperation with the unions, joint training programs aimed toward qualifying more minorities and women for membership in the unions and increasing the skills of minorities and women so that they may qualify for higher paying employment.

b. The contractor will use good faith efforts to incorporate an EEO clause into each union agreement to the end that such union will be contractually bound to refer applicants without regard to their race, color, religion, sex, national origin, age or disability.

c. The contractor is to obtain information as to the referral practices and policies of the labor union except that to the extent such information is within the exclusive possession of the labor union and such labor union refuses to furnish such information to the contractor, the contractor shall so certify to the contracting agency and shall set forth what efforts have been made to obtain such information.

d. In the event the union is unable to provide the contractor with a reasonable flow of referrals within the time limit set forth in the collective bargaining agreement, the contractor will, through independent recruitment efforts, fill the employment vacancies without regard to race, color, religion, sex, national origin, age or disability; making full efforts to obtain qualified and/or qualifiable minorities and women. The failure of a union to provide sufficient referrals (even though it is obligated to provide exclusive referrals under the terms of a collective bargaining agreement) does not relieve the contractor from the requirements of this paragraph. In the event the union referral practice prevents the contractor from meeting the obligations pursuant to Executive Order 11246, as amended, and these special provisions, such contractor shall immediately notify the contracting agency.

8. Reasonable Accommodation for Applicants / Employees with Disabilities: The contractor must be familiar

with the requirements for and comply with the Americans with Disabilities Act and all rules and regulations established there under. Employers must provide reasonable accommodation in all employment activities unless to do so would cause an undue hardship.

9. Selection of Subcontractors, Procurement of Materials and Leasing of Equipment: The contractor shall not discriminate on the grounds of race, color, religion, sex, national origin, age or disability in the selection and retention of subcontractors, including procurement of materials and leases of equipment. The contractor shall take all necessary and reasonable steps to ensure nondiscrimination in the administration of this contract.

a. The contractor shall notify all potential subcontractors and suppliers and lessors of their EEO obligations under this contract.

b. The contractor will use good faith efforts to ensure subcontractor compliance with their EEO obligations.

10. Assurance Required by 49 CFR 26.13(b):

a. The requirements of 49 CFR Part 26 and the State DOT's U.S. DOT-approved DBE program are incorporated by reference.

b. The contractor or subcontractor shall not discriminate on the basis of race, color, national origin, or sex in the performance of this contract. The contractor shall carry out applicable requirements of 49 CFR Part 26 in the award and administration of DOT-assisted contracts. Failure by the contractor to carry out these requirements is a material breach of this contract, which may result in the termination of this contract or such other remedy as the contracting agency deems appropriate.

11. Records and Reports: The contractor shall keep such records as necessary to document compliance with the EEO requirements. Such records shall be retained for a period of three years following the date of the final payment to the contractor for all contract work and shall be available at reasonable times and places for inspection by authorized representatives of the contracting agency and the FHWA.

a. The records kept by the contractor shall document the following:

(1) The number and work hours of minority and non-minority group members and women employed in each work classification on the project;

(2) The progress and efforts being made in cooperation with unions, when applicable, to increase employment opportunities for minorities and women; and

(3) The progress and efforts being made in locating, hiring, training, qualifying, and upgrading minorities and women;

b. The contractors and subcontractors will submit an annual report to the contracting agency each July for the duration of the project, indicating the number of minority, women, and non-minority group employees currently engaged in each work classification required by the contract work. This information is to be reported on [Form FHWA-1391](#). The staffing data should represent the project work force on board in all or any part of the last payroll period preceding the end of July. If on-the-job training is being required by special provision, the contractor

will be required to collect and report training data. The employment data should reflect the work force on board during all or any part of the last payroll period preceding the end of July.

III. NONSEGREGATED FACILITIES

This provision is applicable to all Federal-aid construction contracts and to all related construction subcontracts of \$10,000 or more.

The contractor must ensure that facilities provided for employees are provided in such a manner that segregation on the basis of race, color, religion, sex, or national origin cannot result. The contractor may neither require such segregated use by written or oral policies nor tolerate such use by employee custom. The contractor's obligation extends further to ensure that its employees are not assigned to perform their services at any location, under the contractor's control, where the facilities are segregated. The term "facilities" includes waiting rooms, work areas, restaurants and other eating areas, time clocks, restrooms, washrooms, locker rooms, and other storage or dressing areas, parking lots, drinking fountains, recreation or entertainment areas, transportation, and housing provided for employees. The contractor shall provide separate or single-user restrooms and necessary dressing or sleeping areas to assure privacy between sexes.

IV. DAVIS-BACON AND RELATED ACT PROVISIONS

This section is applicable to all Federal-aid construction projects exceeding \$2,000 and to all related subcontracts and lower-tier subcontracts (regardless of subcontract size). The requirements apply to all projects located within the right-of-way of a roadway that is functionally classified as Federal-aid highway. This excludes roadways functionally classified as local roads or rural minor collectors, which are exempt. Contracting agencies may elect to apply these requirements to other projects.

The following provisions are from the U.S. Department of Labor regulations in 29 CFR 5.5 "Contract provisions and related matters" with minor revisions to conform to the FHWA-1273 format and FHWA program requirements.

1. Minimum wages

a. All laborers and mechanics employed or working upon the site of the work, will be paid unconditionally and not less often than once a week, and without subsequent deduction or rebate on any account (except such payroll deductions as are permitted by regulations issued by the Secretary of Labor under the Copeland Act (29 CFR part 3)), the full amount of wages and bona fide fringe benefits (or cash equivalents thereof) due at time of payment computed at rates not less than those contained in the wage determination of the Secretary of Labor which is attached hereto and made a part hereof, regardless of any contractual relationship which may be alleged to exist between the contractor and such laborers and mechanics.

Contributions made or costs reasonably anticipated for bona fide fringe benefits under section 1(b)(2) of the Davis-Bacon Act on behalf of laborers or mechanics are considered wages paid to such laborers or mechanics, subject to the provisions

of paragraph 1.d. of this section; also, regular contributions made or costs incurred for more than a weekly period (but not less often than quarterly) under plans, funds, or programs which cover the particular weekly period, are deemed to be constructively made or incurred during such weekly period. Such laborers and mechanics shall be paid the appropriate wage rate and fringe benefits on the wage determination for the classification of work actually performed, without regard to skill, except as provided in 29 CFR 5.5(a)(4). Laborers or mechanics performing work in more than one classification may be compensated at the rate specified for each classification for the time actually worked therein: Provided, That the employer's payroll records accurately set forth the time spent in each classification in which work is performed. The wage determination (including any additional classification and wage rates conformed under paragraph 1.b. of this section) and the Davis-Bacon poster (WH-1321) shall be posted at all times by the contractor and its subcontractors at the site of the work in a prominent and accessible place where it can be easily seen by the workers.

b.(1) The contracting officer shall require that any class of laborers or mechanics, including helpers, which is not listed in the wage determination and which is to be employed under the contract shall be classified in conformance with the wage determination. The contracting officer shall approve an additional classification and wage rate and fringe benefits therefore only when the following criteria have been met:

(i) The work to be performed by the classification requested is not performed by a classification in the wage determination; and

(ii) The classification is utilized in the area by the construction industry; and

(iii) The proposed wage rate, including any bona fide fringe benefits, bears a reasonable relationship to the wage rates contained in the wage determination.

(2) If the contractor and the laborers and mechanics to be employed in the classification (if known), or their representatives, and the contracting officer agree on the classification and wage rate (including the amount designated for fringe benefits where appropriate), a report of the action taken shall be sent by the contracting officer to the Administrator of the Wage and Hour Division, Employment Standards Administration, U.S. Department of Labor, Washington, DC 20210. The Administrator, or an authorized representative, will approve, modify, or disapprove every additional classification action within 30 days of receipt and so advise the contracting officer or will notify the contracting officer within the 30-day period that additional time is necessary.

(3) In the event the contractor, the laborers or mechanics to be employed in the classification or their representatives, and the contracting officer do not agree on the proposed classification and wage rate (including the amount designated for fringe benefits, where appropriate), the contracting officer shall refer the questions, including the views of all interested parties and the recommendation of the contracting officer, to the Wage and Hour Administrator for determination. The Wage and Hour Administrator, or an authorized representative, will issue a determination within 30 days of receipt and so advise the contracting officer or

will notify the contracting officer within the 30-day period that additional time is necessary.

(4) The wage rate (including fringe benefits where appropriate) determined pursuant to paragraphs 1.b.(2) or 1.b.(3) of this section, shall be paid to all workers performing work in the classification under this contract from the first day on which work is performed in the classification.

c. Whenever the minimum wage rate prescribed in the contract for a class of laborers or mechanics includes a fringe benefit which is not expressed as an hourly rate, the contractor shall either pay the benefit as stated in the wage determination or shall pay another bona fide fringe benefit or an hourly cash equivalent thereof.

d. If the contractor does not make payments to a trustee or other third person, the contractor may consider as part of the wages of any laborer or mechanic the amount of any costs reasonably anticipated in providing bona fide fringe benefits under a plan or program. Provided, That the Secretary of Labor has found, upon the written request of the contractor, that the applicable standards of the Davis-Bacon Act have been met. The Secretary of Labor may require the contractor to set aside in a separate account assets for the meeting of obligations under the plan or program.

2. Withholding

The contracting agency shall upon its own action or upon written request of an authorized representative of the Department of Labor, withhold or cause to be withheld from the contractor under this contract, or any other Federal contract with the same prime contractor, or any other federally-assisted contract subject to Davis-Bacon prevailing wage requirements, which is held by the same prime contractor, so much of the accrued payments or advances as may be considered necessary to pay laborers and mechanics, including apprentices, trainees, and helpers, employed by the contractor or any subcontractor the full amount of wages required by the contract. In the event of failure to pay any laborer or mechanic, including any apprentice, trainee, or helper, employed or working on the site of the work, all or part of the wages required by the contract, the contracting agency may, after written notice to the contractor, take such action as may be necessary to cause the suspension of any further payment, advance, or guarantee of funds until such violations have ceased.

3. Payrolls and basic records

a. Payrolls and basic records relating thereto shall be maintained by the contractor during the course of the work and preserved for a period of three years thereafter for all laborers and mechanics working at the site of the work. Such records shall contain the name, address, and social security number of each such worker, his or her correct classification, hourly rates of wages paid (including rates of contributions or costs anticipated for bona fide fringe benefits or cash equivalents thereof of the types described in section 1(b)(2)(B) of the Davis-Bacon Act), daily and weekly number of hours worked, deductions made and actual wages paid. Whenever the Secretary of Labor has found under 29 CFR 5.5(a)(1)(iv) that the wages of any laborer or mechanic include the amount of any costs reasonably anticipated in providing benefits under a plan or program described in section 1(b)(2)(B) of the Davis-

Bacon Act, the contractor shall maintain records which show that the commitment to provide such benefits is enforceable, that the plan or program is financially responsible, and that the plan or program has been communicated in writing to the laborers or mechanics affected, and records which show the costs anticipated or the actual cost incurred in providing such benefits. Contractors employing apprentices or trainees under approved programs shall maintain written evidence of the registration of apprenticeship programs and certification of trainee programs, the registration of the apprentices and trainees, and the ratios and wage rates prescribed in the applicable programs.

b.(1) The contractor shall submit weekly for each week in which any contract work is performed a copy of all payrolls to the contracting agency. The payrolls submitted shall set out accurately and completely all of the information required to be maintained under 29 CFR 5.5(a)(3)(i), except that full social security numbers and home addresses shall not be included on weekly transmittals. Instead the payrolls shall only need to include an individually identifying number for each employee (e.g., the last four digits of the employee's social security number). The required weekly payroll information may be submitted in any form desired. Optional Form WH-347 is available for this purpose from the Wage and Hour Division Web site at <http://www.dol.gov/esa/whd/forms/wh347instr.htm> or its successor site. The prime contractor is responsible for the submission of copies of payrolls by all subcontractors. Contractors and subcontractors shall maintain the full social security number and current address of each covered worker, and shall provide them upon request to the contracting agency for transmission to the State DOT, the FHWA or the Wage and Hour Division of the Department of Labor for purposes of an investigation or audit of compliance with prevailing wage requirements. It is not a violation of this section for a prime contractor to require a subcontractor to provide addresses and social security numbers to the prime contractor for its own records, without weekly submission to the contracting agency..

(2) Each payroll submitted shall be accompanied by a "Statement of Compliance," signed by the contractor or subcontractor or his or her agent who pays or supervises the payment of the persons employed under the contract and shall certify the following:

(i) That the payroll for the payroll period contains the information required to be provided under §5.5 (a)(3)(ii) of Regulations, 29 CFR part 5, the appropriate information is being maintained under §5.5 (a)(3)(i) of Regulations, 29 CFR part 5, and that such information is correct and complete;

(ii) That each laborer or mechanic (including each helper, apprentice, and trainee) employed on the contract during the payroll period has been paid the full weekly wages earned, without rebate, either directly or indirectly, and that no deductions have been made either directly or indirectly from the full wages earned, other than permissible deductions as set forth in Regulations, 29 CFR part 3;

(iii) That each laborer or mechanic has been paid not less than the applicable wage rates and fringe benefits or cash equivalents for the classification of work performed, as specified in the applicable wage determination incorporated into the contract.

(3) The weekly submission of a properly executed certification set forth on the reverse side of Optional Form WH-347 shall satisfy the requirement for submission of the "Statement of Compliance" required by paragraph 3.b.(2) of this section.

(4) The falsification of any of the above certifications may subject the contractor or subcontractor to civil or criminal prosecution under section 1001 of title 18 and section 231 of title 31 of the United States Code.

c. The contractor or subcontractor shall make the records required under paragraph 3.a. of this section available for inspection, copying, or transcription by authorized representatives of the contracting agency, the State DOT, the FHWA, or the Department of Labor, and shall permit such representatives to interview employees during working hours on the job. If the contractor or subcontractor fails to submit the required records or to make them available, the FHWA may, after written notice to the contractor, the contracting agency or the State DOT, take such action as may be necessary to cause the suspension of any further payment, advance, or guarantee of funds. Furthermore, failure to submit the required records upon request or to make such records available may be grounds for debarment action pursuant to 29 CFR 5.12.

4. Apprentices and trainees

a. Apprentices (programs of the USDOL).

Apprentices will be permitted to work at less than the predetermined rate for the work they performed when they are employed pursuant to and individually registered in a bona fide apprenticeship program registered with the U.S. Department of Labor, Employment and Training Administration, Office of Apprenticeship Training, Employer and Labor Services, or with a State Apprenticeship Agency recognized by the Office, or if a person is employed in his or her first 90 days of probationary employment as an apprentice in such an apprenticeship program, who is not individually registered in the program, but who has been certified by the Office of Apprenticeship Training, Employer and Labor Services or a State Apprenticeship Agency (where appropriate) to be eligible for probationary employment as an apprentice.

The allowable ratio of apprentices to journeymen on the job site in any craft classification shall not be greater than the ratio permitted to the contractor as to the entire work force under the registered program. Any worker listed on a payroll at an apprentice wage rate, who is not registered or otherwise employed as stated above, shall be paid not less than the applicable wage rate on the wage determination for the classification of work actually performed. In addition, any apprentice performing work on the job site in excess of the ratio permitted under the registered program shall be paid not less than the applicable wage rate on the wage determination for the work actually performed. Where a contractor is performing construction on a project in a locality other than that in which its program is registered, the ratios and wage rates (expressed in percentages of the journeyman's hourly rate) specified in the contractor's or subcontractor's registered program shall be observed.

Every apprentice must be paid at not less than the rate specified in the registered program for the apprentice's level of progress, expressed as a percentage of the journeymen hourly

rate specified in the applicable wage determination. Apprentices shall be paid fringe benefits in accordance with the provisions of the apprenticeship program. If the apprenticeship program does not specify fringe benefits, apprentices must be paid the full amount of fringe benefits listed on the wage determination for the applicable classification. If the Administrator determines that a different practice prevails for the applicable apprentice classification, fringes shall be paid in accordance with that determination.

In the event the Office of Apprenticeship Training, Employer and Labor Services, or a State Apprenticeship Agency recognized by the Office, withdraws approval of an apprenticeship program, the contractor will no longer be permitted to utilize apprentices at less than the applicable predetermined rate for the work performed until an acceptable program is approved.

b. Trainees (programs of the USDOL).

Except as provided in 29 CFR 5.16, trainees will not be permitted to work at less than the predetermined rate for the work performed unless they are employed pursuant to and individually registered in a program which has received prior approval, evidenced by formal certification by the U.S. Department of Labor, Employment and Training Administration.

The ratio of trainees to journeymen on the job site shall not be greater than permitted under the plan approved by the Employment and Training Administration.

Every trainee must be paid at not less than the rate specified in the approved program for the trainee's level of progress, expressed as a percentage of the journeyman hourly rate specified in the applicable wage determination. Trainees shall be paid fringe benefits in accordance with the provisions of the trainee program. If the trainee program does not mention fringe benefits, trainees shall be paid the full amount of fringe benefits listed on the wage determination unless the Administrator of the Wage and Hour Division determines that there is an apprenticeship program associated with the corresponding journeyman wage rate on the wage determination which provides for less than full fringe benefits for apprentices. Any employee listed on the payroll at a trainee rate who is not registered and participating in a training plan approved by the Employment and Training Administration shall be paid not less than the applicable wage rate on the wage determination for the classification of work actually performed. In addition, any trainee performing work on the job site in excess of the ratio permitted under the registered program shall be paid not less than the applicable wage rate on the wage determination for the work actually performed.

In the event the Employment and Training Administration withdraws approval of a training program, the contractor will no longer be permitted to utilize trainees at less than the applicable predetermined rate for the work performed until an acceptable program is approved.

c. Equal employment opportunity. The utilization of apprentices, trainees and journeymen under this part shall be in conformity with the equal employment opportunity requirements of Executive Order 11246, as amended, and 29 CFR part 30.

d. Apprentices and Trainees (programs of the U.S. DOT).

Apprentices and trainees working under apprenticeship and skill training programs which have been certified by the Secretary of Transportation as promoting EEO in connection with Federal-aid highway construction programs are not subject to the requirements of paragraph 4 of this Section IV. The straight time hourly wage rates for apprentices and trainees under such programs will be established by the particular programs. The ratio of apprentices and trainees to journeymen shall not be greater than permitted by the terms of the particular program.

5. Compliance with Copeland Act requirements. The contractor shall comply with the requirements of 29 CFR part 3, which are incorporated by reference in this contract.

6. Subcontracts. The contractor or subcontractor shall insert Form FHWA-1273 in any subcontracts and also require the subcontractors to include Form FHWA-1273 in any lower tier subcontracts. The prime contractor shall be responsible for the compliance by any subcontractor or lower tier subcontractor with all the contract clauses in 29 CFR 5.5.

7. Contract termination: debarment. A breach of the contract clauses in 29 CFR 5.5 may be grounds for termination of the contract, and for debarment as a contractor and a subcontractor as provided in 29 CFR 5.12.

8. Compliance with Davis-Bacon and Related Act requirements. All rulings and interpretations of the Davis-Bacon and Related Acts contained in 29 CFR parts 1, 3, and 5 are herein incorporated by reference in this contract.

9. Disputes concerning labor standards. Disputes arising out of the labor standards provisions of this contract shall not be subject to the general disputes clause of this contract. Such disputes shall be resolved in accordance with the procedures of the Department of Labor set forth in 29 CFR parts 5, 6, and 7. Disputes within the meaning of this clause include disputes between the contractor (or any of its subcontractors) and the contracting agency, the U.S. Department of Labor, or the employees or their representatives.

10. Certification of eligibility.

a. By entering into this contract, the contractor certifies that neither it (nor he or she) nor any person or firm who has an interest in the contractor's firm is a person or firm ineligible to be awarded Government contracts by virtue of section 3(a) of the Davis-Bacon Act or 29 CFR 5.12(a)(1).

b. No part of this contract shall be subcontracted to any person or firm ineligible for award of a Government contract by virtue of section 3(a) of the Davis-Bacon Act or 29 CFR 5.12(a)(1).

c. The penalty for making false statements is prescribed in the U.S. Criminal Code, 18 U.S.C. 1001.

V. CONTRACT WORK HOURS AND SAFETY STANDARDS ACT

The following clauses apply to any Federal-aid construction contract in an amount in excess of \$100,000 and subject to the overtime provisions of the Contract Work Hours and Safety Standards Act. These clauses shall be inserted in addition to the clauses required by 29 CFR 5.5(a) or 29 CFR 4.6. As used in this paragraph, the terms laborers and mechanics include watchmen and guards.

1. Overtime requirements. No contractor or subcontractor contracting for any part of the contract work which may require or involve the employment of laborers or mechanics shall require or permit any such laborer or mechanic in any workweek in which he or she is employed on such work to work in excess of forty hours in such workweek unless such laborer or mechanic receives compensation at a rate not less than one and one-half times the basic rate of pay for all hours worked in excess of forty hours in such workweek.

2. Violation; liability for unpaid wages; liquidated damages. In the event of any violation of the clause set forth in paragraph (1.) of this section, the contractor and any subcontractor responsible therefor shall be liable for the unpaid wages. In addition, such contractor and subcontractor shall be liable to the United States (in the case of work done under contract for the District of Columbia or a territory, to such District or to such territory), for liquidated damages. Such liquidated damages shall be computed with respect to each individual laborer or mechanic, including watchmen and guards, employed in violation of the clause set forth in paragraph (1.) of this section, in the sum of \$10 for each calendar day on which such individual was required or permitted to work in excess of the standard workweek of forty hours without payment of the overtime wages required by the clause set forth in paragraph (1.) of this section.

3. Withholding for unpaid wages and liquidated damages. The FHWA or the contracting agency shall upon its own action or upon written request of an authorized representative of the Department of Labor withhold or cause to be withheld, from any moneys payable on account of work performed by the contractor or subcontractor under any such contract or any other Federal contract with the same prime contractor, or any other federally-assisted contract subject to the Contract Work Hours and Safety Standards Act, which is held by the same prime contractor, such sums as may be determined to be necessary to satisfy any liabilities of such contractor or subcontractor for unpaid wages and liquidated damages as provided in the clause set forth in paragraph (2.) of this section.

4. Subcontracts. The contractor or subcontractor shall insert in any subcontracts the clauses set forth in paragraph (1.) through (4.) of this section and also a clause requiring the subcontractors to include these clauses in any lower tier subcontracts. The prime contractor shall be responsible for compliance by any subcontractor or lower tier subcontractor with the clauses set forth in paragraphs (1.) through (4.) of this section.

VI. SUBLETTING OR ASSIGNING THE CONTRACT

This provision is applicable to all Federal-aid construction contracts on the National Highway System.

1. The contractor shall perform with its own organization contract work amounting to not less than 30 percent (or a greater percentage if specified elsewhere in the contract) of the total original contract price, excluding any specialty items designated by the contracting agency. Specialty items may be performed by subcontract and the amount of any such specialty items performed may be deducted from the total original contract price before computing the amount of work required to be performed by the contractor's own organization (23 CFR 635.116).

a. The term "perform work with its own organization" refers to workers employed or leased by the prime contractor, and equipment owned or rented by the prime contractor, with or without operators. Such term does not include employees or equipment of a subcontractor or lower tier subcontractor, agents of the prime contractor, or any other assignees. The term may include payments for the costs of hiring leased employees from an employee leasing firm meeting all relevant Federal and State regulatory requirements. Leased employees may only be included in this term if the prime contractor meets all of the following conditions:

- (1) the prime contractor maintains control over the supervision of the day-to-day activities of the leased employees;
- (2) the prime contractor remains responsible for the quality of the work of the leased employees;
- (3) the prime contractor retains all power to accept or exclude individual employees from work on the project; and
- (4) the prime contractor remains ultimately responsible for the payment of predetermined minimum wages, the submission of payrolls, statements of compliance and all other Federal regulatory requirements.

b. "Specialty Items" shall be construed to be limited to work that requires highly specialized knowledge, abilities, or equipment not ordinarily available in the type of contracting organizations qualified and expected to bid or propose on the contract as a whole and in general are to be limited to minor components of the overall contract.

2. The contract amount upon which the requirements set forth in paragraph (1) of Section VI is computed includes the cost of material and manufactured products which are to be purchased or produced by the contractor under the contract provisions.

3. The contractor shall furnish (a) a competent superintendent or supervisor who is employed by the firm, has full authority to direct performance of the work in accordance with the contract requirements, and is in charge of all construction operations (regardless of who performs the work) and (b) such other of its own organizational resources (supervision, management, and engineering services) as the contracting officer determines is necessary to assure the performance of the contract.

4. No portion of the contract shall be sublet, assigned or otherwise disposed of except with the written consent of the contracting officer, or authorized representative, and such consent when given shall not be construed to relieve the contractor of any responsibility for the fulfillment of the contract. Written consent will be given only after the contracting agency has assured that each subcontract is

evidenced in writing and that it contains all pertinent provisions and requirements of the prime contract.

5. The 30% self-performance requirement of paragraph (1) is not applicable to design-build contracts; however, contracting agencies may establish their own self-performance requirements.

VII. SAFETY: ACCIDENT PREVENTION

This provision is applicable to all Federal-aid construction contracts and to all related subcontracts.

1. In the performance of this contract the contractor shall comply with all applicable Federal, State, and local laws governing safety, health, and sanitation (23 CFR 635). The contractor shall provide all safeguards, safety devices and protective equipment and take any other needed actions as it determines, or as the contracting officer may determine, to be reasonably necessary to protect the life and health of employees on the job and the safety of the public and to protect property in connection with the performance of the work covered by the contract.

2. It is a condition of this contract, and shall be made a condition of each subcontract, which the contractor enters into pursuant to this contract, that the contractor and any subcontractor shall not permit any employee, in performance of the contract, to work in surroundings or under conditions which are unsanitary, hazardous or dangerous to his/her health or safety, as determined under construction safety and health standards (29 CFR 1926) promulgated by the Secretary of Labor, in accordance with Section 107 of the Contract Work Hours and Safety Standards Act (40 U.S.C. 3704).

3. Pursuant to 29 CFR 1926.3, it is a condition of this contract that the Secretary of Labor or authorized representative thereof, shall have right of entry to any site of contract performance to inspect or investigate the matter of compliance with the construction safety and health standards and to carry out the duties of the Secretary under Section 107 of the Contract Work Hours and Safety Standards Act (40 U.S.C.3704).

VIII. FALSE STATEMENTS CONCERNING HIGHWAY PROJECTS

This provision is applicable to all Federal-aid construction contracts and to all related subcontracts.

In order to assure high quality and durable construction in conformity with approved plans and specifications and a high degree of reliability on statements and representations made by engineers, contractors, suppliers, and workers on Federal-aid highway projects, it is essential that all persons concerned with the project perform their functions as carefully, thoroughly, and honestly as possible. Willful falsification, distortion, or misrepresentation with respect to any facts related to the project is a violation of Federal law. To prevent any misunderstanding regarding the seriousness of these and similar acts, Form FHWA-1022 shall be posted on each Federal-aid highway project (23 CFR 635) in one or more places where it is readily available to all persons concerned with the project:

18 U.S.C. 1020 reads as follows:

"Whoever, being an officer, agent, or employee of the United States, or of any State or Territory, or whoever, whether a person, association, firm, or corporation, knowingly makes any false statement, false representation, or false report as to the character, quality, quantity, or cost of the material used or to be used, or the quantity or quality of the work performed or to be performed, or the cost thereof in connection with the submission of plans, maps, specifications, contracts, or costs of construction on any highway or related project submitted for approval to the Secretary of Transportation; or

Whoever knowingly makes any false statement, false representation, false report or false claim with respect to the character, quality, quantity, or cost of any work performed or to be performed, or materials furnished or to be furnished, in connection with the construction of any highway or related project approved by the Secretary of Transportation; or

Whoever knowingly makes any false statement or false representation as to material fact in any statement, certificate, or report submitted pursuant to provisions of the Federal-aid Roads Act approved July 1, 1916, (39 Stat. 355), as amended and supplemented;

Shall be fined under this title or imprisoned not more than 5 years or both."

IX. IMPLEMENTATION OF CLEAN AIR ACT AND FEDERAL WATER POLLUTION CONTROL ACT

This provision is applicable to all Federal-aid construction contracts and to all related subcontracts.

By submission of this bid/proposal or the execution of this contract, or subcontract, as appropriate, the bidder, proposer, Federal-aid construction contractor, or subcontractor, as appropriate, will be deemed to have stipulated as follows:

1. That any person who is or will be utilized in the performance of this contract is not prohibited from receiving an award due to a violation of Section 508 of the Clean Water Act or Section 306 of the Clean Air Act.

2. That the contractor agrees to include or cause to be included the requirements of paragraph (1) of this Section X in every subcontract, and further agrees to take such action as the contracting agency may direct as a means of enforcing such requirements.

X. CERTIFICATION REGARDING DEBARMENT, SUSPENSION, INELIGIBILITY AND VOLUNTARY EXCLUSION

This provision is applicable to all Federal-aid construction contracts, design-build contracts, subcontracts, lower-tier subcontracts, purchase orders, lease agreements, consultant contracts or any other covered transaction requiring FHWA approval or that is estimated to cost \$25,000 or more – as defined in 2 CFR Parts 180 and 1200.

1. Instructions for Certification – First Tier Participants:

a. By signing and submitting this proposal, the prospective first tier participant is providing the certification set out below.

b. The inability of a person to provide the certification set out below will not necessarily result in denial of participation in this

covered transaction. The prospective first tier participant shall submit an explanation of why it cannot provide the certification set out below. The certification or explanation will be considered in connection with the department or agency's determination whether to enter into this transaction. However, failure of the prospective first tier participant to furnish a certification or an explanation shall disqualify such a person from participation in this transaction.

c. The certification in this clause is a material representation of fact upon which reliance was placed when the contracting agency determined to enter into this transaction. If it is later determined that the prospective participant knowingly rendered an erroneous certification, in addition to other remedies available to the Federal Government, the contracting agency may terminate this transaction for cause of default.

d. The prospective first tier participant shall provide immediate written notice to the contracting agency to whom this proposal is submitted if any time the prospective first tier participant learns that its certification was erroneous when submitted or has become erroneous by reason of changed circumstances.

e. The terms "covered transaction," "debarred," "suspended," "ineligible," "participant," "person," "principal," and "voluntarily excluded," as used in this clause, are defined in 2 CFR Parts 180 and 1200. "First Tier Covered Transactions" refers to any covered transaction between a grantee or subgrantee of Federal funds and a participant (such as the prime or general contract). "Lower Tier Covered Transactions" refers to any covered transaction under a First Tier Covered Transaction (such as subcontracts). "First Tier Participant" refers to the participant who has entered into a covered transaction with a grantee or subgrantee of Federal funds (such as the prime or general contractor). "Lower Tier Participant" refers any participant who has entered into a covered transaction with a First Tier Participant or other Lower Tier Participants (such as subcontractors and suppliers).

f. The prospective first tier participant agrees by submitting this proposal that, should the proposed covered transaction be entered into, it shall not knowingly enter into any lower tier covered transaction with a person who is debarred, suspended, declared ineligible, or voluntarily excluded from participation in this covered transaction, unless authorized by the department or agency entering into this transaction.

g. The prospective first tier participant further agrees by submitting this proposal that it will include the clause titled "Certification Regarding Debarment, Suspension, Ineligibility and Voluntary Exclusion-Lower Tier Covered Transactions," provided by the department or contracting agency, entering into this covered transaction, without modification, in all lower tier covered transactions and in all solicitations for lower tier covered transactions exceeding the \$25,000 threshold.

h. A participant in a covered transaction may rely upon a certification of a prospective participant in a lower tier covered transaction that is not debarred, suspended, ineligible, or voluntarily excluded from the covered transaction, unless it knows that the certification is erroneous. A participant is responsible for ensuring that its principals are not suspended, debarred, or otherwise ineligible to participate in covered transactions. To verify the eligibility of its principals, as well as the eligibility of any lower tier prospective participants, each participant may, but is not required to, check the Excluded Parties List System website (<https://www.epls.gov/>), which is compiled by the General Services Administration.

i. Nothing contained in the foregoing shall be construed to require the establishment of a system of records in order to render in good faith the certification required by this clause. The knowledge and information of the prospective participant is not required to exceed that which is normally possessed by a prudent person in the ordinary course of business dealings.

j. Except for transactions authorized under paragraph (f) of these instructions, if a participant in a covered transaction knowingly enters into a lower tier covered transaction with a person who is suspended, debarred, ineligible, or voluntarily excluded from participation in this transaction, in addition to other remedies available to the Federal Government, the department or agency may terminate this transaction for cause or default.

2. Certification Regarding Debarment, Suspension, Ineligibility and Voluntary Exclusion – First Tier Participants:

a. The prospective first tier participant certifies to the best of its knowledge and belief, that it and its principals:

- (1) Are not presently debarred, suspended, proposed for debarment, declared ineligible, or voluntarily excluded from participating in covered transactions by any Federal department or agency;
- (2) Have not within a three-year period preceding this proposal been convicted of or had a civil judgment rendered against them for commission of fraud or a criminal offense in connection with obtaining, attempting to obtain, or performing a public (Federal, State or local) transaction or contract under a public transaction; violation of Federal or State antitrust statutes or commission of embezzlement, theft, forgery, bribery, falsification or destruction of records, making false statements, or receiving stolen property;
- (3) Are not presently indicted for or otherwise criminally or civilly charged by a governmental entity (Federal, State or local) with commission of any of the offenses enumerated in paragraph (a)(2) of this certification; and
- (4) Have not within a three-year period preceding this application/proposal had one or more public transactions (Federal, State or local) terminated for cause or default.

b. Where the prospective participant is unable to certify to any of the statements in this certification, such prospective participant shall attach an explanation to this proposal.

2. Instructions for Certification - Lower Tier Participants:

(Applicable to all subcontracts, purchase orders and other lower tier transactions requiring prior FHWA approval or estimated to cost \$25,000 or more - 2 CFR Parts 180 and 1200)

a. By signing and submitting this proposal, the prospective lower tier is providing the certification set out below.

b. The certification in this clause is a material representation of fact upon which reliance was placed when this transaction was entered into. If it is later determined that the prospective lower tier participant knowingly rendered an erroneous certification, in addition to other remedies available to the Federal Government, the department, or agency with which

this transaction originated may pursue available remedies, including suspension and/or debarment.

c. The prospective lower tier participant shall provide immediate written notice to the person to which this proposal is submitted if at any time the prospective lower tier participant learns that its certification was erroneous by reason of changed circumstances.

d. The terms "covered transaction," "debarred," "suspended," "ineligible," "participant," "person," "principal," and "voluntarily excluded," as used in this clause, are defined in 2 CFR Parts 180 and 1200. You may contact the person to which this proposal is submitted for assistance in obtaining a copy of those regulations. "First Tier Covered Transactions" refers to any covered transaction between a grantee or subgrantee of Federal funds and a participant (such as the prime or general contract). "Lower Tier Covered Transactions" refers to any covered transaction under a First Tier Covered Transaction (such as subcontracts). "First Tier Participant" refers to the participant who has entered into a covered transaction with a grantee or subgrantee of Federal funds (such as the prime or general contractor). "Lower Tier Participant" refers any participant who has entered into a covered transaction with a First Tier Participant or other Lower Tier Participants (such as subcontractors and suppliers).

e. The prospective lower tier participant agrees by submitting this proposal that, should the proposed covered transaction be entered into, it shall not knowingly enter into any lower tier covered transaction with a person who is debarred, suspended, declared ineligible, or voluntarily excluded from participation in this covered transaction, unless authorized by the department or agency with which this transaction originated.

f. The prospective lower tier participant further agrees by submitting this proposal that it will include this clause titled "Certification Regarding Debarment, Suspension, Ineligibility and Voluntary Exclusion-Lower Tier Covered Transaction," without modification, in all lower tier covered transactions and in all solicitations for lower tier covered transactions exceeding the \$25,000 threshold.

g. A participant in a covered transaction may rely upon a certification of a prospective participant in a lower tier covered transaction that is not debarred, suspended, ineligible, or voluntarily excluded from the covered transaction, unless it knows that the certification is erroneous. A participant is responsible for ensuring that its principals are not suspended, debarred, or otherwise ineligible to participate in covered transactions. To verify the eligibility of its principals, as well as the eligibility of any lower tier prospective participants, each participant may, but is not required to, check the Excluded Parties List System website (<https://www.epls.gov/>), which is compiled by the General Services Administration.

h. Nothing contained in the foregoing shall be construed to require establishment of a system of records in order to render in good faith the certification required by this clause. The knowledge and information of participant is not required to exceed that which is normally possessed by a prudent person in the ordinary course of business dealings.

i. Except for transactions authorized under paragraph e of these instructions, if a participant in a covered transaction knowingly enters into a lower tier covered transaction with a person who is suspended, debarred, ineligible, or voluntarily excluded from participation in this transaction, in addition to other remedies available to the Federal Government, the

department or agency with which this transaction originated may pursue available remedies, including suspension and/or debarment.

* * * * *

Certification Regarding Debarment, Suspension, Ineligibility and Voluntary Exclusion--Lower Tier Participants:

1. The prospective lower tier participant certifies, by submission of this proposal, that neither it nor its principals is presently debarred, suspended, proposed for debarment, declared ineligible, or voluntarily excluded from participating in covered transactions by any Federal department or agency.

2. Where the prospective lower tier participant is unable to certify to any of the statements in this certification, such prospective participant shall attach an explanation to this proposal.

* * * * *

XI. CERTIFICATION REGARDING USE OF CONTRACT FUNDS FOR LOBBYING

This provision is applicable to all Federal-aid construction contracts and to all related subcontracts which exceed \$100,000 (49 CFR 20).

1. The prospective participant certifies, by signing and submitting this bid or proposal, to the best of his or her knowledge and belief, that:

a. No Federal appropriated funds have been paid or will be paid, by or on behalf of the undersigned, to any person for influencing or attempting to influence an officer or employee of any Federal agency, a Member of Congress, an officer or employee of Congress, or an employee of a Member of Congress in connection with the awarding of any Federal contract, the making of any Federal grant, the making of any Federal loan, the entering into of any cooperative agreement, and the extension, continuation, renewal, amendment, or modification of any Federal contract, grant, loan, or cooperative agreement.

b. If any funds other than Federal appropriated funds have been paid or will be paid to any person for influencing or attempting to influence an officer or employee of any Federal agency, a Member of Congress, an officer or employee of Congress, or an employee of a Member of Congress in connection with this Federal contract, grant, loan, or cooperative agreement, the undersigned shall complete and submit Standard Form-LLL, "Disclosure Form to Report Lobbying," in accordance with its instructions.

2. This certification is a material representation of fact upon which reliance was placed when this transaction was made or entered into. Submission of this certification is a prerequisite for making or entering into this transaction imposed by 31 U.S.C. 1352. Any person who fails to file the required certification shall be subject to a civil penalty of not less than \$10,000 and not more than \$100,000 for each such failure.

3. The prospective participant also agrees by submitting its bid or proposal that the participant shall require that the language of this certification be included in all lower tier subcontracts, which exceed \$100,000 and that all such recipients shall certify and disclose accordingly.

**ATTACHMENT A - EMPLOYMENT AND MATERIALS
PREFERENCE FOR APPALACHIAN DEVELOPMENT
HIGHWAY SYSTEM OR APPALACHIAN LOCAL ACCESS
ROAD CONTRACTS**

This provision is applicable to all Federal-aid projects funded under the Appalachian Regional Development Act of 1965.

1. During the performance of this contract, the contractor undertaking to do work which is, or reasonably may be, done as on-site work, shall give preference to qualified persons who regularly reside in the labor area as designated by the DOL wherein the contract work is situated, or the subregion, or the Appalachian counties of the State wherein the contract work is situated, except:

a. To the extent that qualified persons regularly residing in the area are not available.

b. For the reasonable needs of the contractor to employ supervisory or specially experienced personnel necessary to assure an efficient execution of the contract work.

c. For the obligation of the contractor to offer employment to present or former employees as the result of a lawful collective bargaining contract, provided that the number of nonresident persons employed under this subparagraph (1c) shall not exceed 20 percent of the total number of employees employed by the contractor on the contract work, except as provided in subparagraph (4) below.

2. The contractor shall place a job order with the State Employment Service indicating (a) the classifications of the laborers, mechanics and other employees required to perform the contract work, (b) the number of employees required in each classification, (c) the date on which the participant estimates such employees will be required, and (d) any other pertinent information required by the State Employment Service to complete the job order form. The job order may be placed with the State Employment Service in writing or by telephone. If during the course of the contract work, the information submitted by the contractor in the original job order is substantially modified, the participant shall promptly notify the State Employment Service.

3. The contractor shall give full consideration to all qualified job applicants referred to him by the State Employment Service. The contractor is not required to grant employment to any job applicants who, in his opinion, are not qualified to perform the classification of work required.

4. If, within one week following the placing of a job order by the contractor with the State Employment Service, the State Employment Service is unable to refer any qualified job applicants to the contractor, or less than the number requested, the State Employment Service will forward a certificate to the contractor indicating the unavailability of applicants. Such certificate shall be made a part of the contractor's permanent project records. Upon receipt of this certificate, the contractor may employ persons who do not normally reside in the labor area to fill positions covered by the certificate, notwithstanding the provisions of subparagraph (1c) above.

5. The provisions of 23 CFR 633.207(e) allow the contracting agency to provide a contractual preference for the use of mineral resource materials native to the Appalachian region.

6. The contractor shall include the provisions of Sections 1 through 4 of this Attachment A in every subcontract for work which is, or reasonably may be, done as on-site work.

**KENTUCKY TRANSPORTATION CABINET
DEPARTMENT OF HIGHWAYS**

**EMPLOYMENT REQUIREMENTS
RELATING TO
NONDISCRIMINATION OF EMPLOYEES
(APPLICABLE TO FEDERAL-AID SYSTEM CONTRACTS)**

**AN ACT OF THE KENTUCKY GENERAL ASSEMBLY
TO PREVENT DISCRIMINATION IN EMPLOYMENT**

**KRS CHAPTER 344
EFFECTIVE JUNE 16, 1972**

The contract on this project, in accordance with KRS Chapter 344, provides that during the performance of this contract, the contractor agrees as follows:

1. The contractor shall not fail or refuse to hire, or shall not discharge any individual, or otherwise discriminate against an individual with respect to his compensation, terms, conditions, or privileges of employment, because of such individual's race, color, religion, national origin, sex, disability or age (forty and above); or limit, segregate, or classify his employees in any way which would deprive or tend to deprive an individual of employment opportunities or otherwise adversely affect his status as an employee, because of such individual's race, color, religion, national origin, sex, disability or age forty (40) and over. The contractor agrees to post in conspicuous places, available to employees and applicants for employment, notices to be provided setting forth the provisions of this nondiscrimination clause.

2. The contractor shall not print or publish or cause to be printed or published a notice or advertisement relating to employment by such an employer or membership in or any classification or referral for employment by the employment agency, indicating any preference, limitation, specification, or discrimination, based on race, color, religion, national origin, sex, or age forty (40) and over, or because the person is a qualified individual with a disability, except that such a notice or advertisement may indicate a preference, limitation, or specification based on religion, national origin, sex, or age forty (40) and over, or because the person is a qualified individual with a disability, when religion, national origin, sex, or age forty (40) and over, or because the person is a qualified individual with a disability, is a bona fide occupational qualification for employment.

3. If the contractor is in control of apprenticeship or other training or retraining, including on-the-job training programs, he shall not discriminate against an individual because of his race, color, religion, national origin, sex, disability or age forty (40) and over, in admission to, or employment in any program established to provide apprenticeship or other training.

4. The contractor will send to each labor union or representative of workers with which he has a collective bargaining agreement or other contract or understanding, a notice to be provided advising the said labor union or workers' representative of the contractor's commitments under this section, and shall post copies of the notice in conspicuous places available to employees and applicants for employment. The contractor will take such action with respect to any subcontract or purchase order as the administering agency may direct as a means of enforcing such provisions, including sanctions for non-compliance.

Revised: January 25, 2017

Standard Title VI/Non-Discrimination Assurances

During the performance of this contract, the contractor, for itself, its assignees, and successors in interest (hereinafter referred to as the "contractor") agrees as follows:

1. **Compliance with Regulations:** The contractor (hereinafter includes consultants) will comply with the Acts and the Regulations relative to Non-discrimination in Federally-assisted programs of the U.S. Department of Transportation, **Federal Highway Administration**, as they may be amended from time to time, which are herein incorporated by reference and made a part of this contract.
2. **Non-discrimination:** The contractor, with regard to the work performed by it during the contract, will not discriminate on the grounds of race, color, or national origin in the selection and retention of subcontractors, including procurements of materials and leases of equipment. The contractor will not participate directly or indirectly in the discrimination prohibited by the Acts and the Regulations, including employment practices when the contract covers any activity, project, or program set forth in Appendix B of 49 CFR Part 21.
3. **Solicitations for Subcontracts, Including Procurements of Materials and Equipment:** In all solicitations, either by competitive bidding, or negotiation made by the contractor for work to be performed under a subcontract, including procurements of materials, or leases of equipment, each potential subcontractor or supplier will be notified by the contractor of the contractor's obligations under this contract and the Acts and the Regulations relative to Non-discrimination on the grounds of race, color, or national origin.
4. **Information and Reports:** The contractor will provide all information and reports required by the Acts, the Regulations, and directives issued pursuant thereto and will permit access to its books, records, accounts, other sources of information, and its facilities as may be determined by the Recipient or the **Federal Highway Administration** to be pertinent to ascertain compliance with such Acts, Regulations, and instructions. Where any information required of a contractor is in the exclusive possession of another who fails or refuses to furnish the information, the contractor will so certify to the Recipient or the **Federal Highway Administration**, as appropriate, and will set forth what efforts it has made to obtain the information.
5. **Sanctions for Noncompliance:** In the event of a contractor's noncompliance with the Non-discrimination provisions of this contract, the Recipient will impose such contract sanctions as it or the **Federal Highway Administration** may determine to be appropriate, including, but not limited to:
 - a. withholding payments to the contractor under the contract until the contractor complies; and/or
 - b. cancelling, terminating, or suspending a contract, in whole or in part.
6. **Incorporation of Provisions:** The contractor will include the provisions of paragraphs one through six in every subcontract, including procurements of materials and leases of equipment, unless exempt by the Acts, the Regulations and directives issued pursuant thereto. The contractor will take action with respect to any subcontract or procurement as the Recipient or the **Federal Highway Administration** may direct as a means of enforcing such provisions including sanctions for noncompliance. Provided, that if the contractor becomes involved in, or is threatened with litigation by a subcontractor, or supplier because of such direction, the contractor may request the Recipient to enter into any litigation to protect the interests of the Recipient. In addition, the contractor may request the United States to enter into the litigation to protect the interests of the United States.

Standard Title VI/Non-Discrimination Statutes and Authorities

During the performance of this contract, the contractor, for itself, its assignees, and successors in interest (hereinafter referred to as the “contractor”) agrees to comply with the following non-discrimination statutes and authorities; including but not limited to:

- Title VI of the Civil Rights Act of 1964 (42 U.S.C. § 2000d *et seq.*, 78 stat. 252), (prohibits discrimination on the basis of race, color, national origin); and 49 CFR Part 21;
- The Uniform Relocation Assistance and Real Property Acquisition Policies Act of 1970, (42 U.S.C. § 4601), (prohibits unfair treatment of persons displaced or whose property has been acquired because of Federal or Federal-aid programs and projects);
- Federal-Aid Highway Act of 1973, (23 U.S.C. § 324 *et seq.*), (prohibits discrimination on the basis of sex);
- Section 504 of the Rehabilitation Act of 1973, (29 U.S.C. § 794 *et seq.*), as amended, (prohibits discrimination on the basis of disability); and 49 CFR Part 27;
- The Age Discrimination Act of 1975, as amended, (42 U.S.C. § 6101 *et seq.*), (prohibits discrimination on the basis of age);
- Airport and Airway Improvement Act of 1982, (49 USC § 471, Section 47123), as amended, (prohibits discrimination based on race, creed, color, national origin, or sex);
- The Civil Rights Restoration Act of 1987, (PL 100-209), (Broadened the scope, coverage and applicability of Title VI of the Civil Rights Act of 1964, The Age Discrimination Act of 1975 and Section 504 of the Rehabilitation Act of 1973, by expanding the definition of the terms “programs or activities” to include all of the programs or activities of the Federal-aid recipients, sub-recipients and contractors, whether such programs or activities are Federally funded or not);
- Titles II and III of the Americans with Disabilities Act, which prohibit discrimination on the basis of disability in the operation of public entities, public and private transportation systems, places of public accommodation, and certain testing entities (42 U.S.C. §§ 12131 -- 12189) as implemented by Department of Transportation regulations at 49 C.F.R. parts 37 and 38;
- The Federal Aviation Administration’s Non-discrimination statute (49 U.S.C. § 47123) (prohibits discrimination on the basis of race, color, national origin, and sex);
- Executive Order 12898, Federal Actions to Address Environmental Justice in Minority Populations and Low-Income Populations, which ensures non-discrimination against minority populations by discouraging programs, policies, and activities with disproportionately high and adverse human health or environmental effects on minority and low-income populations;
- Executive Order 13166, Improving Access to Services for Persons with Limited English Proficiency, and resulting agency guidance, national origin discrimination includes discrimination because of limited English proficiency (LEP). To ensure compliance with Title VI, you must take reasonable steps to ensure that LEP persons have meaningful access to your programs (70 Fed. Reg. at 74087 to 74100);
- Title IX of the Education Amendments of 1972, as amended, which prohibits you from discriminating because of sex in education programs or activities (20 U.S.C. 1681 *et seq.*).

EXECUTIVE BRANCH CODE OF ETHICS

In the 1992 regular legislative session, the General Assembly passed and Governor Brereton Jones signed Senate Bill 63 (codified as KRS 11A), the Executive Branch Code of Ethics, which states, in part:

KRS 11A.040 (7) provides:

No present or former public servant shall, within six (6) months following termination of his office or employment, accept employment, compensation, or other economic benefit from any person or business that contracts or does business with, or is regulated by, the state in matters in which he was directly involved during the last thirty-six (36) months of his tenure. This provision shall not prohibit an individual from returning to the same business, firm, occupation, or profession in which he was involved prior to taking office or beginning his term of employment, or for which he received, prior to his state employment, a professional degree or license, provided that, for a period of six (6) months, he personally refrains from working on any matter in which he was directly involved during the last thirty-six (36) months of his tenure in state government. This subsection shall not prohibit the performance of ministerial functions, including but not limited to filing tax returns, filing applications for permits or licenses, or filing incorporation papers, nor shall it prohibit the former officer or public servant from receiving public funds disbursed through entitlement programs.

KRS 11A.040 (9) states:

A former public servant shall not represent a person or business before a state agency in a matter in which the former public servant was directly involved during the last thirty-six (36) months of his tenure, for a period of one (1) year after the latter of:

- a) The date of leaving office or termination of employment; or
- b) The date the term of office expires to which the public servant was elected.

This law is intended to promote public confidence in the integrity of state government and to declare as public policy the idea that state employees should view their work as a public trust and not as a way to obtain private benefits.

If you have worked for the executive branch of state government within the past six months, you may be subject to the law's prohibitions. The law's applicability may be different if you hold elected office or are contemplating representation of another before a state agency.

Also, if you are affiliated with a firm which does business with the state and which employs former state executive-branch employees, you should be aware that the law may apply to them.

In case of doubt, the law permits you to request an advisory opinion from the Executive Branch Ethics Commission, 3 Fountain Place, Frankfort, Kentucky 40601; telephone (502) 564-7954.

General Decision Number: KY190107 01/04/2019 KY107

Superseded General Decision Number: KY20180187

State: Kentucky

Construction Type: Highway

Counties: Adair, Barren, Bell, Breathitt, Casey, Clay, Clinton, Cumberland, Estill, Floyd, Garrard, Green, Harlan, Hart, Jackson, Johnson, Knott, Knox, Laurel, Lawrence, Lee, Leslie, Letcher, Lincoln, Magoffin, Martin, McCreary, Menifee, Metcalfe, Monroe, Morgan, Owsley, Perry, Pike, Powell, Pulaski, Rockcastle, Russell, Taylor, Wayne, Whitley and Wolfe Counties in Kentucky.

HIGHWAY CONSTRUCTION PROJECTS

Note: Under Executive Order (EO) 13658, an hourly minimum wage of \$10.60 for calendar year 2019 applies to all contracts subject to the Davis-Bacon Act for which the contract is awarded (and any solicitation was issued) on or after January 1, 2015. If this contract is covered by the EO, the contractor must pay all workers in any classification listed on this wage determination at least \$10.60 per hour (or the applicable wage rate listed on this wage determination, if it is higher) for all hours spent performing on the contract in calendar year 2019. If this contract is covered by the EO and a classification considered necessary for performance of work on the contract does not appear on this wage determination, the contractor must pay workers in that classification at least the wage rate determined through the conformance process set forth in 29 CFR 5.5(a)(1)(ii) (or the EO minimum wage rate, if it is higher than the conformed wage rate). The EO minimum wage rate will be adjusted annually. Please note that this EO applies to the above-mentioned types of contracts entered into by the federal government that are subject to the Davis-Bacon Act itself, but it does not apply to contracts subject only to the Davis-Bacon Related Acts, including those set forth at 29 CFR 5.1(a)(2)-(60). Additional information on contractor requirements and worker protections under the EO is available at www.dol.gov/whd/govcontracts.

Modification Number Publication Date
 0 01/04/2019

SUKY2015-047 10/20/2015

	Rates	Fringes
BOILERMAKER.....	\$ 24.65	12.94
BRICKLAYER		
Bricklayer.....	\$ 22.90	8.50

Stone Mason.....	\$ 21.50	8.50
CARPENTER		
Carpenter.....	\$ 24.90	14.50
Piledriver.....	\$ 24.55	14.50

CEMENT MASON.....	\$ 21.25	8.50
-------------------	----------	------

ELECTRICIAN		
Electrician.....	\$ 29.36	10.55
Equipment Operator.....	\$ 26.90	10.31
Groundsman.....	\$ 17.79	8.51
Lineman.....	\$ 30.09	10.94

When workmen are required to work from bosum chairs, trusses, stacks, tanks, scaffolds, catwalks, radio and T.V. towers, structural steel (open, unprotected, unfloored raw steel), and bridges or similar hazardous locations where workmen are subject to fall, except where using JLG's and bucket trucks up to 75 feet: Add 25% to workman's base rate for 50 to 75 feet, and add 50% to workman's base rate for over 75 feet.

IRONWORKER.....	\$ 27.56	20.57
-----------------	----------	-------

LABORER		
Group 1.....	\$ 21.80	12.36
Group 2.....	\$ 22.05	12.36
Group 3.....	\$ 22.10	12.36
Group 4.....	\$ 22.70	12.36

GROUP 1: Aging and Curing of Concrete (Any Mode or Method), Asbestos Abatement Worker, Asphalt Plant Laborers, Asphalt Laborers, Batch Truck Dumpers, Carpenter Tenders, Cement Mason Tenders, Cleaning of Machines, Concrete Laborers, Demolition Laborers, Dredging Laborers, Drill Tender, Environmental Laborer - Nuclear, Radiation, Toxic and Hazardous Waste - Level D, Flagmen, Grade Checkers, All Hand Digging and Hand Back Filling, Highway Marker Placers, Landscaping Laborers, Mesh Handlers and Placers, Puddler, Railroad Laborers, Rip-rap and Grouters, Right of Way Laborers, Sign, Guard Rail and Fence Installers (All Types), Signalmen, Sound Barrier Installer, Storm and Sanitary Sewer Laborers, Swampers, Truck Spotters and Dumpers, Wrecking of Concrete Forms, General Cleanup

GROUP 2: Batter Board Men (Sanitary and Storm Sewer), Brickmason Tenders, Mortar Mixer Operator, Scaffold Builders, Burner and Welder, Bushammers, Chain Saw Operator, Concrete Saw Operators, Deckhand Scow Man, Dry Cement Handlers, Environmental Laborers - Nuclear, Radiation, Toxic and Hazardous Waste - Level C, Forklift Operators for Masonry, Form Setters, Green Concrete Cutting, Hand Operated Grouter and Grinder Machine Operator, Jack Hammers, Lead Paint Abatement, Pavement Breakers, Paving Joint Machine, Pipe Layers - Laser Operators (Non-metallic), Plastic Pipe Fusion, Power Driven Georgia Buggy and Wheel Barrow, Power Post Hole Diggers, Precast Manhole Setters, Walk-behind Tampers, Walk-behind Trenchers, Sand Blasters, Concrete Chippers, Surface Grinders, Vibrator Operators, Wagon Drillers

GROUP 3: Air Track Driller (All Types), Asphalt Luteman and Rakers, Gunnite Nozzleman, Gunnite Operators and Mixers, Grout

Pump Operator, Powderman and Blaster, Side Rail Setters, Rail Paved Ditches, Screw Operators, Tunnel Laborers (Free Air), Water Blasters

GROUP 4: Caisson Workers (Free Air), Cement Finishers, Environmental Laborer - Nuclear, Radiation, Toxic and Hazardous Waste - Level A and B, miners and Drillers (Free Air), Tunnel Blasters, and Tunnel Mockers (Free Air), Directional and Horizontal Boring, Air Track Drillers (All Types), Powder Man and Blasters, Troxler and Concrete Tester if Laborer is Utilized

PAINTER

All Excluding Bridges.....	\$ 19.92	9.57
Bridges.....	\$ 23.92	10.07

PLUMBER.....\$ 22.52 7.80

POWER EQUIPMENT OPERATOR:

Group 1.....	\$ 29.95	14.40
Group 2.....	\$ 29.95	14.40
Group 3.....	\$ 27.26	14.40
Group 4.....	\$ 26.96	14.40

GROUP 1: Auto Patrol, Batcher Plant, Bituminous Paver, Cable-Way, Clamshell, Concrete Mixer (21 cu ft or over), Concrete Pump, Crane, Crusher Plant, Derrick, Derrick Boat, Ditching and Trenching Machine, Dragline, Dredge Engineer, Elevator (regardless of ownership when used for hoisting any building material), Elevating Grader and all types of Loaders, Hoe-type Machine, Hoisting Engine, Locomotive, LeTourneau or Carry-all Scoop, Bulldozer, Mechanic, Orangepeel Bucket, Piledriver, Power Blade, Roller (Bituminous), Roller (Earth), Roller (Rock), Scarifier, Shovel, Tractor Shovel, Truck Crane, Well Point, Winch Truck, Push Dozer, Grout Pump, High Lift, Fork Lift (regardless of lift height), all types of Boom Cats, Multiple Operator, Core Drill, Tow or Push Boat, A-Frame Winch Truck, Concrete Paver, Grade-All, Hoist, Hyster, Material Pump, Pumpcrete, Ross Carrier, Sheepfoot, Sideboom, Throttle-Valve Man, Rotary Drill, Power Generator, Mucking Machine, Rock Spreader attached to Equipment, Scoopmobile, KeCal Loader, Tower Cranes, (French, German and other types), Hydrocrane, Tugger, Backfiller Gurries, Self-propelled Compactor, Self-Contained Hydraulic Percussion Drill

GROUP 2: All Air Compressors (200 cu ft/min or greater), Bituminous Mixer, Concrete Mixer (21 cu. ft. or over), Welding Machine, Form Grader, Tractor (50 hp and over), Bull Float, Finish Machine, Outboard Motor Boat, Brakeman, Mechanic Tender, Whirly Oiler, Tract-air, Road Widening Trencher, Articulating Trucks

GROUP 3: Greaser on Grease Facilities servicing Heavy Equipment

GROUP 4: Bituminous Distributor, Cement Gun, Conveyor, Mud Jack, Paving Joint Machine, Pump, Tamping Machine, Tractor (under 50 hp), Vibrator, Oiler, Air Compressor (under 200 cu ft per minute), Concrete Saw, Burlap and Curing Machine, Hydro Seeder, Power Form Handling Equipment, Deckhand Oiler, Hydraulic Post Driver

SHEET METAL WORKER.....	\$ 20.40	7.80
TRUCK DRIVER		
Driver (3 Tons and Over), Driver (Truck Mounted Rotary Drill).....	\$ 23.74	14.50
Driver (3 Tons and Under), Tire Changer and Truck Mechanic Tender.....	\$ 23.53	14.50
Driver (Semi-Trailer or Pole Trailer), Driver (Dump Truck, Tandem Axle), Driver of Distributor.....	\$ 23.40	14.50
Driver on Mixer Trucks (All Types).....	\$ 23.45	14.50
Driver on Pavement Breakers.	\$ 23.55	14.50
Driver, Euclid and Other Heavy Earth Moving Equipment and Low Boy.....	\$ 24.31	14.50
Driver, Winch Truck and A- Frame when used in Transporting Materials.....	\$ 23.30	14.50
Greaser on Greasing Facilities.....	\$ 24.40	14.50
Truck Mechanic.....	\$ 23.50	14.50
Truck Tender and Warehouseman.....	\$ 23.20	14.50

WELDERS - Receive rate prescribed for craft performing
operation to which welding is incidental.

=====
Note: Executive Order (EO) 13706, Establishing Paid Sick Leave
for Federal Contractors applies to all contracts subject to the
Davis-Bacon Act for which the contract is awarded (and any
solicitation was issued) on or after January 1, 2017. If this
contract is covered by the EO, the contractor must provide
employees with 1 hour of paid sick leave for every 30 hours
they work, up to 56 hours of paid sick leave each year.
Employees must be permitted to use paid sick leave for their
own illness, injury or other health-related needs, including
preventive care; to assist a family member (or person who is
like family to the employee) who is ill, injured, or has other
health-related needs, including preventive care; or for reasons
resulting from, or to assist a family member (or person who is
like family to the employee) who is a victim of, domestic
violence, sexual assault, or stalking. Additional information
on contractor requirements and worker protections under the EO
is available at www.dol.gov/whd/govcontracts.

Unlisted classifications needed for work not included within
the scope of the classifications listed may be added after
award only as provided in the labor standards contract clauses
(29CFR 5.5 (a) (1) (ii)).

The body of each wage determination lists the classification and wage rates that have been found to be prevailing for the cited type(s) of construction in the area covered by the wage determination. The classifications are listed in alphabetical order of "identifiers" that indicate whether the particular rate is a union rate (current union negotiated rate for local), a survey rate (weighted average rate) or a union average rate (weighted union average rate).

Union Rate Identifiers

A four letter classification abbreviation identifier enclosed in dotted lines beginning with characters other than "SU" or "UAVG" denotes that the union classification and rate were prevailing for that classification in the survey. Example: PLUM0198-005 07/01/2014. PLUM is an abbreviation identifier of the union which prevailed in the survey for this classification, which in this example would be Plumbers. 0198 indicates the local union number or district council number where applicable, i.e., Plumbers Local 0198. The next number, 005 in the example, is an internal number used in processing the wage determination. 07/01/2014 is the effective date of the most current negotiated rate, which in this example is July 1, 2014.

Union prevailing wage rates are updated to reflect all rate changes in the collective bargaining agreement (CBA) governing this classification and rate.

Survey Rate Identifiers

Classifications listed under the "SU" identifier indicate that no one rate prevailed for this classification in the survey and the published rate is derived by computing a weighted average rate based on all the rates reported in the survey for that classification. As this weighted average rate includes all rates reported in the survey, it may include both union and non-union rates. Example: SULA2012-007 5/13/2014. SU indicates the rates are survey rates based on a weighted average calculation of rates and are not majority rates. LA indicates the State of Louisiana. 2012 is the year of survey on which these classifications and rates are based. The next number, 007 in the example, is an internal number used in producing the wage determination. 5/13/2014 indicates the survey completion date for the classifications and rates under that identifier.

Survey wage rates are not updated and remain in effect until a new survey is conducted.

Union Average Rate Identifiers

Classification(s) listed under the UAVG identifier indicate that no single majority rate prevailed for those classifications; however, 100% of the data reported for the classifications was union data. EXAMPLE: UAVG-OH-0010 08/29/2014. UAVG indicates that the rate is a weighted union average rate. OH indicates the state. The next number, 0010 in the example, is an internal number used in producing the wage

determination. 08/29/2014 indicates the survey completion date for the classifications and rates under that identifier.

A UAVG rate will be updated once a year, usually in January of each year, to reflect a weighted average of the current negotiated/CBA rate of the union locals from which the rate is based.

WAGE DETERMINATION APPEALS PROCESS

1.) Has there been an initial decision in the matter? This can be:

- * an existing published wage determination
- * a survey underlying a wage determination
- * a Wage and Hour Division letter setting forth a position on a wage determination matter
- * a conformance (additional classification and rate) ruling

On survey related matters, initial contact, including requests for summaries of surveys, should be with the Wage and Hour Regional Office for the area in which the survey was conducted because those Regional Offices have responsibility for the Davis-Bacon survey program. If the response from this initial contact is not satisfactory, then the process described in 2.) and 3.) should be followed.

With regard to any other matter not yet ripe for the formal process described here, initial contact should be with the Branch of Construction Wage Determinations. Write to:

Branch of Construction Wage Determinations
Wage and Hour Division
U.S. Department of Labor
200 Constitution Avenue, N.W.
Washington, DC 20210

2.) If the answer to the question in 1.) is yes, then an interested party (those affected by the action) can request review and reconsideration from the Wage and Hour Administrator (See 29 CFR Part 1.8 and 29 CFR Part 7). Write to:

Wage and Hour Administrator
U.S. Department of Labor
200 Constitution Avenue, N.W.
Washington, DC 20210

The request should be accompanied by a full statement of the interested party's position and by any information (wage payment data, project description, area practice material, etc.) that the requestor considers relevant to the issue.

3.) If the decision of the Administrator is not favorable, an interested party may appeal directly to the Administrative Review Board (formerly the Wage Appeals Board). Write to:

Administrative Review Board
U.S. Department of Labor
200 Constitution Avenue, N.W.
Washington, DC 20210

4.) All decisions by the Administrative Review Board are final.

=====
END OF GENERAL DECISION

Fringe benefit amounts are applicable for all hours worked except when otherwise noted.

No laborer, workman or mechanic shall be paid at a rate less than that of a Journeyman except those classified as bona fide apprentices.

Apprentices or trainees shall be permitted to work as such subject to Administrative Regulations adopted by the Commissioner of Workplace Standards. Copies of these regulations will be furnished upon request from any interested person.

Before using apprentices on the job the contractor shall present to the Contracting Officer written evidence of registration of such employees in a program of a State apprenticeship and training agency approved and recognized by the U. S. Bureau of Apprenticeship and Training. In the absence of such a State agency, the contractor shall submit evidence of approval and registration by the U. S. Bureau of Apprenticeship and Training.

The contractor shall submit to the Contracting Officer, written evidence of the established apprenticeship-journeyman ratios and wage rates in the project area, which will be the basis for establishing such ratios and rates for the project under the applicable contract provisions.

TO: EMPLOYERS/EMPLOYEES

PREVAILING WAGE SCHEDULE:

The wages indicated on this wage schedule are the least permitted to be paid for the occupations indicated. When an employee works in more than one classification, the employer must record the number of hours worked in each classification at the prescribed hourly base rate.

OVERTIME:

Overtime is to be paid after an employee works eight (8) hours a day or forty (40) hours a week, whichever gives the employee the greater wages. At least time and one-half the base rate is required for all overtime. A laborer, workman or mechanic and an employer may enter into a written agreement or a collective bargaining agreement to work more than eight (8) hours a calendar day but not more than ten (10) hours a calendar day for the straight time hourly rate. Wage violations or questions should be directed to the designated Engineer or the undersigned.

Director
Division of Construction Procurement
Frankfort, Kentucky 40622
502-564-3500

**NOTICE OF REQUIREMENT FOR AFFIRMATIVE ACTION
TO ENSURE EQUAL EMPLOYMENT OPPORTUNITY
(Executive Order 11246)**

1. The Offeror's or Bidder's attention is called to the "Equal Opportunity Clause" and the "Standard Federal Equal Employment Specifications" set forth herein.
2. The goals and timetables for minority and female participation, expressed in percentage terms for the Contractor's aggregate work force in each trade on all construction work in the covered area, are as follows:

GOALS FOR MINORITY PARTICIPATION IN EACH TRADE	GOALS FOR FEMALE PARTICIPATION IN EACH TRADE
7.0%	6.9%

These goals are applicable to all the Contractor's construction work (whether or not it is Federal or federally-assisted) performed in the covered area. If the contractor performs construction work in a geographical area located outside of the covered area, it shall apply the goals established for such geographical area where the work is actually performed. With regard to this second area, the contractor also is subject to the goals for both its federally involved and non-federally involved construction.

The Contractor's compliance with the Executive Order and the regulations in CFR Part 60-4 shall be based on its implementation of the Equal Opportunity Clause, specific affirmative action obligations required by the specifications set forth in 41 CFR 60-4, 3(a), and its efforts to meet the goals. The hours of minority and female employment and training must be substantially uniform throughout the length of the contract, and in each trade, and the contractor shall make a good faith effort to employ minorities and women evenly on each of its projects. The transfer of minority or female employees or trainees from Contractor to Contractor or from project to project for the sole purpose of meeting the Contractor's goals shall be a violation of the contract, the Executive Order and the regulations in 41 CFR Part 60-4. Compliance with the goals will be measured against the total work hours performed.

3. The Contractor shall provide written notification to the Director of the Office of Federal Contract Compliance Programs within ten (10) working days of award of any construction subcontract in excess of \$10,000.00 at any tier for construction work under the contract resulting from this solicitation. The notification shall list the name, address and telephone number of the subcontractor; employer identification number of the subcontractor; estimated dollar amount of the subcontract; estimated starting and completion dates of the subcontract; and the geographical area in which the subcontract is to be performed. The notification shall be mailed to:

**Evelyn Teague, Regional Director
Office of Federal Contract Compliance Programs
61 Forsyth Street, SW, Suite 7B75
Atlanta, Georgia 30303-8609**

4. As used in this Notice, and in the contract resulting from this solicitation, the "**covered area**" is Pulaski County.

PART IV
INSURANCE

INSURANCE

The Contractor shall procure and maintain the following insurance in addition to the insurance required by law:

- 1) Commercial General Liability-Occurrence form – not less than \$2,000,000 General aggregate, \$2,000,000 Products & Completed Aggregate, \$1,000,000 Personal & Advertising, \$1,000,000 each occurrence.
- 2) Automobile Liability- \$1,000,000 per accident
- 3) Employers Liability:
 - a) \$100,000 Each Accident Bodily Injury
 - b) \$500,000 Policy limit Bodily Injury by Disease
 - c) \$100,000 Each Employee Bodily Injury by Disease
- 4) The insurance required above must be evidenced by a Certificate of Insurance and this Certificate of Insurance must contain one of the following statements:
 - a) "policy contains no deductible clauses."
 - b) "policy contains _____ (amount) deductible property damage clause but company will pay claim and collect the deductible from the insured."
- 5) KENTUCKY WORKMEN'S COMPENSATION INSURANCE. The contractor shall furnish evidence of coverage of all his employees or give evidence of self-insurance by submitting a copy of a certificate issued by the Workmen's Compensation Board.

The cost of insurance is incidental to all contract items. All subcontractors must meet the same minimum insurance requirements.

PART V
BID ITEMS

PROPOSAL BID ITEMS

194102

Page 1 of 2

Report Date 1/28/19

Section: 0001 - ROADWAY

LINE	BID CODE	ALT	DESCRIPTION	QUANTITY	UNIT	UNIT PRIC	FP	AMOUNT
0010	00003		CRUSHED STONE BASE	2,406.00	TON		\$	
0020	00100		ASPHALT SEAL AGGREGATE	25.20	TON		\$	
0030	00103		ASPHALT SEAL COAT	3.40	TON		\$	
0040	00190		LEVELING & WEDGING PG64-22	52.00	TON		\$	
0050	00214		CL3 ASPH BASE 1.00D PG64-22	499.00	TON		\$	
0060	00221		CL2 ASPH BASE 0.75D PG64-22	375.00	TON		\$	
0070	00307		CL2 ASPH SURF 0.38B PG64-22	403.00	TON		\$	
0080	00356		ASPHALT MATERIAL FOR TACK	4.00	TON		\$	
0090	00466		CULVERT PIPE-30 IN	43.00	LF		\$	
0100	00521		STORM SEWER PIPE-15 IN	27.00	LF		\$	
0110	01210		PIPE CULVERT HEADWALL-30 IN	1.00	EACH		\$	
0120	01210		PIPE CULVERT HEADWALL-30 IN (MODIFIED)	1.00	EACH		\$	
0130	01310		REMOVE PIPE	12.00	LF		\$	
0140	01508		DROP BOX INLET TYPE 5C	1.00	EACH		\$	
0150	01585		REMOVE DROP BOX INLET	1.00	EACH		\$	
0160	01641		JUNCTION BOX-15 IN	1.00	EACH		\$	
0170	01644		JUNCTION BOX-30 IN	2.00	EACH		\$	
0180	01890		ISLAND HEADER CURB TYPE 1	220.00	LF		\$	
0190	02155		PAVED DITCH TYPE 1 MOD	10.00	SQYD		\$	
0200	02159		TEMP DITCH	745.00	LF		\$	
0210	02200		ROADWAY EXCAVATION	266.00	CUYD		\$	
0220	02230		EMBANKMENT IN PLACE	262.00	CUYD		\$	
0230	02351		GUARDRAIL-STEEL W BEAM-S FACE	1,125.00	LF		\$	
0240	02360		GUARDRAIL TERMINAL SECTION NO 1	3.00	EACH		\$	
0250	02367		GUARDRAIL END TREATMENT TYPE 1	2.00	EACH		\$	
0260	02381		REMOVE GUARDRAIL	1,202.50	LF		\$	
0270	02391		GUARDRAIL END TREATMENT TYPE 4A	1.00	EACH		\$	
0280	02483		CHANNEL LINING CLASS II	33.00	TON		\$	
0290	02562		TEMPORARY SIGNS	120.00	SQFT		\$	
0300	02598		FABRIC-GEOTEXTILE TYPE III	2,482.00	SQYD		\$	
0310	02625		REMOVE HEADWALL	2.00	EACH		\$	
0320	02650		MAINTAIN & CONTROL TRAFFIC (INTERSECTION OF KY 1577 @ GRAND CENTRAL BLVD)	1.00	LS		\$	
0330	02650		MAINTAIN & CONTROL TRAFFIC (INTERSECTION OF US 27 @ LOST LODGE RD)	1.00	LS		\$	
0340	02671		PORTABLE CHANGEABLE MESSAGE SIGN	4.00	EACH		\$	
0350	02676		MOBILIZATION FOR MILL & TEXT	1.00	LS		\$	
0360	02676		MOBILIZATION FOR MILL & TEXT (INTERSECTION OF KY 1577 @ GRAND CENTRAL BLVD)	1.00	LS		\$	
0370	02677		ASPHALT PAVE MILLING & TEXTURING	316.00	TON		\$	
0380	02701		TEMP SILT FENCE	1,485.00	LF		\$	
0390	02704		SILT TRAP TYPE B	2.00	EACH		\$	
0400	02705		SILT TRAP TYPE C	2.00	EACH		\$	
0410	02707		CLEAN SILT TRAP TYPE B	2.00	EACH		\$	
0420	02708		CLEAN SILT TRAP TYPE C	2.00	EACH		\$	

PROPOSAL BID ITEMS

194102

Page 2 of 2

Report Date 1/28/19

LINE	BID CODE	ALT	DESCRIPTION	QUANTITY	UNIT	UNIT PRIC	FP	AMOUNT
0430	02726		STAKING (INTERSECTION OF US 27 @ LOST LODGE RD)	1.00	LS		\$	
0440	02726		STAKING (INTERSECTION OF KY 1577 @ GRAND CENTRAL BLVD)	1.00	LS		\$	
0450	03269		TRIM & REMOVE TREES & BRUSH	95.00	LF		\$	
0460	05950		EROSION CONTROL BLANKET	89.00	SQYD		\$	
0470	05953		TEMP SEEDING AND PROTECTION	140.00	SQYD		\$	
0480	05963		INITIAL FERTILIZER	.10	TON		\$	
0490	05964		MAINTENANCE FERTILIZER	.20	TON		\$	
0500	05985		SEEDING AND PROTECTION	2,765.00	SQYD		\$	
0510	05992		AGRICULTURAL LIMESTONE	1.80	TON		\$	
0520	06406		SBM ALUM SHEET SIGNS .080 IN	88.00	SQFT		\$	
0530	06410		STEEL POST TYPE 1	185.00	LF		\$	
0540	06514		PAVE STRIPING-PERM PAINT-4 IN	9,656.00	LF		\$	
0550	06568		PAVE MARKING-THERMO STOP BAR-24IN	89.00	LF		\$	
0560	06574		PAVE MARKING-THERMO CURV ARROW	12.00	EACH		\$	
0570	08100		CONCRETE-CLASS A	41.00	CUYD		\$	
0580	20418ED		REMOVE & RELOCATE SIGNS	2.00	EACH		\$	
0590	20430ED		SAW CUT	757.00	LF		\$	
0600	21596ND		GMSS TYPE D SURFACE MOUNT	4.00	EACH		\$	
0610	22906ES403		CL3 ASPH SURF 0.38A PG64-22	71.00	TON		\$	
0620	24631EC		BARCODE SIGN INVENTORY	16.00	EACH		\$	

Section: 0002 - SIGNALIZATION

LINE	BID CODE	ALT	DESCRIPTION	QUANTITY	UNIT	UNIT PRIC	FP	AMOUNT
0630	04844		CABLE-NO. 14/5C	460.00	LF		\$	
0640	04885		MESSENGER-10800 LB	320.00	LF		\$	
0650	04932		INSTALL STEEL STRAIN POLE	4.00	EACH		\$	
0660	20408ES835		INSTALL LED BEACON-12 IN	8.00	EACH		\$	
0670	23157EN		TRAFFIC SIGNAL POLE BASE	13.00	CUYD		\$	
0680	24526ED		INSTALL-BEACON CONTROLLER-2 CIRCUIT	1.00	EACH		\$	

Section: 0003 - DEMOBILIZATION

LINE	BID CODE	ALT	DESCRIPTION	QUANTITY	UNIT	UNIT PRIC	FP	AMOUNT
0690	02569		DEMOBILIZATION	1.00	LS		\$	