



CALL NO. 107

CONTRACT ID. 171256

NICHOLAS COUNTY

FED/STATE PROJECT NUMBER NHPP 0681 (033)

DESCRIPTION PARIS - MAYSVILLE ROAD (US 68)

WORK TYPE GRADE, DRAIN & SURFACE WITH BRIDGE

PRIMARY COMPLETION DATE 6/1/2020

LETTING DATE: December 08,2017

Sealed Bids will be received electronically through the Bid Express bidding service until 10:00 AM EASTERN STANDARD TIME December 08,2017. Bids will be publicly announced at 10:00 AM EASTERN STANDARD TIME.

PLANS AVAILABLE FOR THIS PROJECT.

DBE CERTIFICATION REQUIRED - 7%

REQUIRED BID PROPOSAL GUARANTY: Not less than 5% of the total bid.

TABLE OF CONTENTS

PART I	SCOPE OF WORK
	<ul style="list-style-type: none">• PROJECT(S), COMPLETION DATE(S), & LIQUIDATED DAMAGES• CONTRACT NOTES• FEDERAL CONTRACT NOTES• ASPHALT MIXTURE• DGA BASE• DGA BASE FOR SHOULDERS• INCIDENTAL SURFACING• ASPHALT PAVEMENT RIDE QUALITY CAT B• FUEL AND ASPHALT PAY ADJUSTMENT• COMPACTION OPTION A• SPECIAL NOTE(S) APPLICABLE TO PROJECT• PIPELINE INSPECTION• TREE REMOVAL• RIGHT OF WAY NOTES• UTILITY IMPACT & RAIL CERTIFICATION NOTES• WATER QUALITY CERTIFICATION• KPDES STORM WATER PERMIT, BMP AND APPROVAL LETTER• COMMUNICATING ALL PROMISES
PART II	SPECIFICATIONS AND STANDARD DRAWINGS
	<ul style="list-style-type: none">• SPECIFICATIONS REFERENCE• SUPPLEMENTAL SPECIFICATION• [SN-1I] PORTABLE CHANGEABLE SIGNS• [SN-9T] DRY-LAID ROCK FENCES• [SN-11F] TURF REINFORCEMENT MAT• [SN-11M] BARCODE LABEL ON PERMANENT SIGNS• [SP-69] EMBANKMENT AT BRIDGE END BENT STRUCTURES
PART III	EMPLOYMENT, WAGE AND RECORD REQUIREMENTS
	<ul style="list-style-type: none">• FEDERAL-AID CONSTRUCTION CONTRACTS - FHWA 1273• NONDISCRIMINATION OF EMPLOYEES• EXECUTIVE BRANCH CODE OF ETHICS• PROJECT WAGE RATES LOCALITY 3 / FEDERAL• NOTICE OF REQUIREMENT FOR AFFIRMATIVE ACTION TO ENSURE EEO NICHOLAS
PART IV	INSURANCE
PART V	BID ITEMS

PART I
SCOPE OF WORK

ADMINISTRATIVE DISTRICT - 07

CONTRACT ID - 171256

NHPP 0681 (033)

COUNTY - NICHOLAS

PCN - DE09100681756

NHPP 0681 (033)

PARIS - MAYSVILLE ROAD (US 68) RECONSTRUCT PARIS TO MAYSVILLE ROAD FROM MILLERSBURG TO KY 1455 AT CARLISLE (SECTION 3), A DISTANCE OF 06.25 MILES.GRADE, DRAIN & SURFACE WITH BRIDGE SYP NO. 07-00310.30.

GEOGRAPHIC COORDINATES LATITUDE 38:19:30.00 LONGITUDE 84:05:00.00

COMPLETION DATE(S):

COMPLETED BY 11/01/2019	INTERMEDIATE MILESTONE - ALL BASE COURSES & OPEN TO TRAFFIC
COMPLETED BY 06/01/2020	APPLIES TO ENTIRE CONTRACT

CONTRACT NOTES

PROPOSAL ADDENDA

All addenda to this proposal must be applied when calculating bid and certified in the bid packet submitted to the Kentucky Department of Highways. Failure to use the correct and most recent addenda may result in the bid being rejected.

BID SUBMITTAL

Bidder must use the Department's Expedite Bidding Program available on the Internet web site of the Department of Highways, Division of Construction Procurement. (www.transportation.ky.gov/construction-procurement)

The Bidder must download the bid file located on the Bid Express website (www.bidx.com) to prepare a bid packet for submission to the Department. The bidder must submit electronically using Bid Express.

JOINT VENTURE BIDDING

Joint venture bidding is permissible. All companies in the joint venture must be prequalified in one of the work types in the Qualifications for Bidders for the project. The bidders must get a vendor ID for the joint venture from the Division of Construction Procurement and register the joint venture as a bidder on the project. Also, the joint venture must obtain a digital ID from Bid Express to submit a bid. A joint bid bond of 5% may be submitted for both companies or each company may submit a separate bond of 5%.

UNDERGROUND FACILITY DAMAGE PROTECTION

The contractor shall make every effort to protect underground facilities from damage as prescribed in the Underground Facility Damage Protection Act of 1994, Kentucky Revised Statute KRS 367.4901 to 367.4917. It is the contractor's responsibility to determine and take steps necessary to be in compliance with federal and state damage prevention directives. When prescribed in said directives, the contractor shall submit Excavation Locate Requests to the Kentucky Contact Center (KY811) via web ticket entry. The submission of this request does not relieve the contractor from the responsibility of contacting non-member facility owners, whom shall be contacted through their individual Protection Notification Center. Non-compliance with these directives can result in the enforcement of penalties.

SPECIAL NOTE FOR COMPOSITE OFFSET BLOCKS

Contrary to the Standard Drawings (2016 edition) the Cabinet will allow 6" composite offset blocks in lieu of wooden offset blocks, except as specified on proprietary end treatments and crash cushions. The composite blocks shall be selected from the Cabinet's List of Approved Materials.

REGISTRATION WITH THE SECRETARY OF STATE BY A FOREIGN ENTITY

Pursuant to KRS 176.085(1)(b), an agency, department, office, or political subdivision of the Commonwealth of Kentucky shall not award a state contract to a person that is a foreign entity required by [KRS 14A.9-010](#) to obtain a certificate of authority to transact business in the Commonwealth (“certificate”) from the Secretary of State under [KRS 14A.9-030](#) unless the person produces the certificate within fourteen (14) days of the bid or proposal opening. If the foreign entity is not required to obtain a certificate as provided in [KRS 14A.9-010](#), the foreign entity should identify the applicable exception. Foreign entity is defined within [KRS 14A.1-070](#).

For all foreign entities required to obtain a certificate of authority to transact business in the Commonwealth, if a copy of the certificate is not received by the contracting agency within the time frame identified above, the foreign entity’s solicitation response shall be deemed non-responsive or the awarded contract shall be cancelled.

Businesses can register with the Secretary of State at <https://secure.kentucky.gov/sos/ftbr/welcome.aspx>.

SPECIAL NOTE FOR PROJECT QUESTIONS DURING ADVERTISEMENT

Questions about projects during the advertisement should be submitted in writing to the Division of Construction Procurement. This may be done by fax (502) 564-7299 or email to kytc.projectquestions@ky.gov. The Department will attempt to answer all submitted questions. The Department reserves the right not to answer if the question is not pertinent or does not aid in clarifying the project intent.

The deadline for posting answers will be 3:00 pm Eastern Daylight Time, the day preceding the Letting. Questions may be submitted until this deadline with the understanding that the later a question is submitted, the less likely an answer will be able to be provided.

The questions and answers will be posted for each Letting under the heading “Questions & Answers” on the Construction Procurement website (www.transportation.ky.gov/contract). The answers provided shall be considered part of this Special Note and, in case of a discrepancy, will govern over all other bidding documents.

HARDWOOD REMOVAL RESTRICTIONS

The US Department of Agriculture has imposed a quarantine in Kentucky and several surrounding states, to prevent the spread of an invasive insect, the emerald ash borer. Hardwood cut in conjunction with the project may not be removed from the state. Chipping or burning on site is the preferred method of disposal.

INSTRUCTIONS FOR EXCESS MATERIAL SITES AND BORROW SITES

Identification of excess material sites and borrow sites shall be the responsibility of the Contractor. The Contractor shall be responsible for compliance with all applicable state and federal laws and may wish to consult with the US Fish and Wildlife Service to seek protection under Section 10 of the Endangered Species Act for these activities.

ACCESS TO RECORDS

The contractor, as defined in KRS 45A.030 (9) agrees that the contracting agency, the Finance and Administration Cabinet, the Auditor of Public Accounts, and the Legislative Research Commission, or their duly authorized representatives, shall have access to any books, documents, papers, records, or other evidence, which are directly pertinent to this contract for the purpose of financial audit or program review. Records and other prequalification information confidentially disclosed as part of the bid process shall not be deemed as directly pertinent to the contract and shall be exempt from disclosure as provided in KRS 61.878(1)(c). The contractor also recognizes that any books, documents, papers, records, or other evidence, received during a financial audit or program review shall be subject to the Kentucky Open Records Act, KRS 61.870 to 61.884.

In the event of a dispute between the contractor and the contracting agency, Attorney General, or the Auditor of Public Accounts over documents that are eligible for production and review, the Finance and Administration Cabinet shall review the dispute and issue a determination, in accordance with Secretary's Order 11-004.

06/01/16

FEDERAL CONTRACT NOTES

The Kentucky Department of Highways, in accordance with the Regulations of the United States Department of Transportation 23 CFR 635.112 (h), hereby notifies all bidders that failure by a bidder to comply with all applicable sections of the current Kentucky Standard Specifications, including, but not limited to the following, may result in a bid not being considered responsive and thus not eligible to be considered for award:

102.02 Current Capacity Rating 102.10 Delivery of Proposals
102.8 Irregular Proposals 102.14 Disqualification of Bidders
102.9 Proposal Guaranty

CIVIL RIGHTS ACT OF 1964

The Kentucky Department of Highways, in accordance with the provisions of Title VI of the Civil Rights Act of 1964 (78 Stat. 252) and the Regulations of the Federal Department of Transportation (49 C.F.R., Part 21), issued pursuant to such Act, hereby notifies all bidders that it will affirmatively insure that the contract entered into pursuant to this advertisement will be awarded to the lowest responsible bidder without discrimination on the ground of race, color, or national origin.

NOTICE TO ALL BIDDERS

To report bid rigging activities call: 1-800-424-9071.

The U.S. Department of Transportation (DOT) operates the above toll-free "hotline" Monday through Friday, 8:00 a.m. to 5:00 p.m. eastern time. Anyone with knowledge of possible bid rigging, bidder collusion, or other fraudulent activities should use the "hotline" to report such activities.

The "hotline" is part of the DOT's continuing effort to identify and investigate highway construction contract fraud and abuse and is operated under the direction of the DOT Inspector General. All information will be treated confidentially and caller anonymity will be respected.

SECOND TIER SUBCONTRACTS

Second Tier subcontracts on federally assisted projects shall be permitted. However, in the case of DBE's, second tier subcontracts will only be permitted where the other subcontractor is also a DBE. All second tier subcontracts shall have the consent of both the Contractor and the Engineer.

DISADVANTAGED BUSINESS ENTERPRISE PROGRAM

It is the policy of the Kentucky Transportation Cabinet (“the Cabinet”) that Disadvantaged Business Enterprises (“DBE”) shall have the opportunity to participate in the performance of highway construction projects financed in whole or in part by Federal Funds in order to create a level playing field for all businesses who wish to contract with the Cabinet. To that end, the Cabinet will comply with the regulations found in 49 CFR Part 26, and the definitions and requirements contained therein shall be adopted as if set out verbatim herein.

The Cabinet, contractors, subcontractors, and sub-recipients shall not discriminate on the basis of race, color, national origin, or sex in the performance of work performed pursuant to Cabinet contracts. The contractor shall carry out applicable requirements of 49 CFR 26 in the award and administration of federally assisted highway construction projects. The contractor will include this provision in all its subcontracts and supply agreements pertaining to contracts with the Cabinet.

Failure by the contractor to carry out these requirements is a material breach of its contract with the Cabinet, which may result in the termination of the contract or such other remedy as the Cabinet deems necessary.

DBE GOAL

The Disadvantaged Business Enterprise (DBE) goal established for this contract, as listed on the front page of the proposal, is the percentage of the total value of the contract.

The contractor shall exercise all necessary and reasonable steps to ensure that Disadvantaged Business Enterprises participate in a least the percent of the contract as set forth above as goals for this contract.

OBLIGATION OF CONTRACTORS

Each contractor prequalified to perform work on Cabinet projects shall designate and make known to the Cabinet a liaison officer who is assigned the responsibility of effectively administering and promoting an active program for utilization of DBEs.

If a formal goal has not been designated for the contract, all contractors are encouraged to consider DBEs for subcontract work as well as for the supply of material and services needed to perform this work.

Contractors are encouraged to use the services of banks owned and controlled by minorities and women.

CERTIFICATION OF CONTRACT GOAL

Contractors shall include the following certification in bids for projects for which a DBE goal has been established. BIDS SUBMITTED WHICH DO NOT INCLUDE CERTIFICATION OF DBE PARTICIPATION WILL NOT BE ACCEPTED. These bids will not be considered for award by the Cabinet and they will be returned to the bidder.

“The bidder certifies that it has secured participation by Disadvantaged Business Enterprises (“DBE”) in the amount of ____ percent of the total value of this contract and that the DBE participation is in compliance with the requirements of 49 CFR 26 and the policies of the Kentucky Transportation Cabinet pertaining to the DBE Program.”

The certification statement is located in the electronic bid file. All contractors must certify their DBE participation on that page. DBEs utilized in achieving the DBE goal must be certified and prequalified for the work items at the time the bid is submitted.

DBE PARTICIPATION PLAN

Lowest responsive bidders must submit the *DBE Plan/ Subcontractor Request*, form TC 14-35 DBE, within **5** days of the letting. This is necessary before the Awards Committee will review and make a recommendation. **The project will not be considered for award prior to submission and approval of the apparent low bidder’s DBE Plan/Subcontractor Request.**

The DBE Participation Plan shall include the following:

- 1 Name and address of DBE Subcontractor(s) and/or supplier(s) intended to be used in the proposed project;
- 2 Description of the work each is to perform including the work item , unit, quantity, unit price and total amount of the work to be performed by the individual DBE. The Project Code Number (PCN), Category Number, and the Project Line Number can be found in the “material listing” on the Construction Procurement website under the specific letting;
- 3 The dollar value of each proposed DBE subcontract and the percentage of total project contract value this represents. DBE participation may be counted as follows; a) If DBE suppliers and manufactures assume actual and contractual responsibility, the dollar value of materials to be furnished will be counted toward the goal as follows:
 - The entire expenditure paid to a DBE manufacturer;
 - 60 percent of expenditures to DBE suppliers that are not manufacturers provided the supplier is a regular dealer in the product involved. A regular dealer must be engaged in, as its principal business and in its own name, the sale of products to the public, maintain an inventory and own and operate distribution equipment; and
 - The amount of fees or commissions charged by the DBE firms for a bona fide service, such as professional, technical, consultant, or managerial services and assistance in the procurement of essential personnel, facilities, equipment, materials, supplies, delivery of materials and supplies or for furnishing bonds, or insurance, providing such fees or commissions are determined to be reasonable and customary.

- b) The dollar value of services provided by DBEs such as quality control testing, equipment repair and maintenance, engineering, staking, etc.;
 - c) The dollar value of joint ventures. DBE credit for joint ventures will be limited to the dollar amount of the work actually performed by the DBE in the joint venture;
- 4 Written and signed documentation of the bidder's commitment to use a DBE contractor whose participation is being utilized to meet the DBE goal; and
- 5 Written and signed confirmation from the DBE that it is participating in the contract as provided in the prime contractor's commitment.

UPON AWARD AND BEFORE A WORK ORDER WILL BE ISSUED

Contractors must submit the signed subcontract between the contractor and the DBE contractor, the DBE's certificate of insurance, and an affidavit for bidders, offerors, and contractors from the DBE to the Division of Construction Procurement. The affidavit can be found on the Construction Procurement website. If the DBE is a supplier of materials for the project, a signed purchase order and an affidavit for bidders, offerors, and contractors must be submitted to the Division of Construction Procurement.

Changes to DBE Participation Plans must be approved by the Cabinet. The Cabinet may consider extenuating circumstances including, but not limited to, changes in the nature or scope of the project, the inability or unwillingness of a DBE to perform the work in accordance with the bid, and/or other circumstances beyond the control of the prime contractor.

CONSIDERATION OF GOOD FAITH EFFORTS REQUESTS

If the DBE participation submitted in the bid by the apparent lowest responsive bidder does not meet or exceed the DBE contract goal, the apparent lowest responsive bidder must submit a Good Faith Effort Package to satisfy the Cabinet that sufficient good faith efforts were made to meet the contract goals prior to submission of the bid. Efforts to increase the goal after bid submission will not be considered in justifying the good faith effort, unless the contractor can show that the proposed DBE was solicited prior to the letting date. DBEs utilized in achieving the DBE goal must be certified and prequalified for the work items at the time the bid is submitted. One complete set and nine (9) copies of this information must be received in the office of the Division of Contract Procurement no later than 12:00 noon of the tenth calendar day after receipt of notification that they are the apparent low bidder.

Where the information submitted includes repetitious solicitation letters it will be acceptable to submit a sample representative letter along with a distribution list of the firms solicited. Documentation of DBE quotations shall be a part of the good faith effort submittal as necessary to demonstrate compliance with the factors listed below which the Cabinet considers in judging good faith efforts. This documentation may include written subcontractors' quotations, telephone log notations of verbal quotations, or other types of quotation documentation.

The Good Faith Effort Package shall include, but may not be limited to information showing evidence of the following:

- 1 Whether the bidder attended any pre-bid meetings that were scheduled by the Cabinet to inform DBEs of subcontracting opportunities;
- 2 Whether the bidder provided solicitations through all reasonable and available means;
- 3 Whether the bidder provided written notice to all DBEs listed in the DBE directory at the time of the letting who are prequalified in the areas of work that the bidder will be subcontracting;
- 4 Whether the bidder followed up initial solicitations of interest by contacting DBEs to determine with certainty whether they were interested. If a reasonable amount of DBEs within the targeted districts do not provide an intent to quote or no DBEs are prequalified in the subcontracted areas, the bidder must notify the DBE Liaison in the Office of Minority Affairs to give notification of the bidder's inability to get DBE quotes;
- 5 Whether the bidder selected portions of the work to be performed by DBEs in order to increase the likelihood of meeting the contract goals. This includes, where appropriate, breaking out contract work items into economically feasible units to facilitate DBE participation, even when the prime contractor might otherwise perform these work items with its own forces;
- 6 Whether the bidder provided interested DBEs with adequate and timely information about the plans, specifications, and requirements of the contract;
- 7 Whether the bidder negotiated in good faith with interested DBEs not rejecting them as unqualified without sound reasons based on a thorough investigation of their capabilities. Any rejection should be so noted in writing with a description as to why an agreement could not be reached;
- 8 Whether quotations were received from interested DBE firms but were rejected as unacceptable without sound reasons why the quotations were considered unacceptable. The fact that the DBE firm's quotation for the work is not the lowest quotation received will not in itself be considered as a sound reason for rejecting the quotation as unacceptable. The fact that the bidder has the ability and/or desire to perform the contract work with its own forces will not be considered a sound reason for rejecting a DBE quote. Nothing in this provision shall be construed to require the bidder to accept unreasonable quotes in order to satisfy DBE goals;
- 9 Whether the bidder specifically negotiated with subcontractors to assume part of the responsibility to meet the contract DBE goal when the work to be subcontracted includes potential DBE participation;
- 10 Whether the bidder made any efforts and/or offered assistance to interested DBEs in obtaining the necessary equipment, supplies, materials, insurance and/or bonding to satisfy the work requirements of the bid proposal; and
- 11 Any other evidence that the bidder submits which may show that the bidder has made reasonable good faith efforts to include DBE participation.

FAILURE TO MEET GOOD FAITH REQUIREMENT

Where the apparent lowest responsive bidder fails to submit sufficient participation by DBE firms to meet the contract goal and upon a determination by the Good Faith Committee based upon the information submitted that the apparent lowest responsive bidder failed to make sufficient reasonable efforts to meet the contract goal, the bidder will be offered the opportunity to meet in person for administrative reconsideration. The bidder will be notified of the Committee's decision within 24 hours of its decision. The bidder will have 24 hours to request reconsideration of the Committee's decision. The reconsideration meeting will be held within two days of the receipt of a request by the bidder for reconsideration.

The request for reconsideration will be heard by the Office of the Secretary. The bidder will have the opportunity to present written documentation or argument concerning the issue of whether it met the goal or made an adequate good faith effort. The bidder will receive a written decision on the reconsideration explaining the basis for the finding that the bidder did or did not meet the goal or made adequate Good Faith efforts to do so.

The result of the reconsideration process is not administratively appealable to the Cabinet or to the United States Department of Transportation.

The Cabinet reserves the right to award the contract to the next lowest responsive bidder or to rebid the contract in the event that the contract is not awarded to the low bidder as the result of a failure to meet the good faith requirement.

SANCTIONS FOR FAILURE TO MEET DBE REQUIREMENTS OF THE PROJECT

Failure by the prime contractor to fulfill the DBE requirements of a project under contract or to demonstrate good faith efforts to meet the goal constitutes a breach of contract. When this occurs, the Cabinet will hold the prime contractor accountable, as would be the case with all other contract provisions. Therefore, the contractor's failure to carry out the DBE contract requirements shall constitute a breach of contract and as such the Cabinet reserves the right to exercise all administrative remedies at its disposal including, but not limited to the following:

- Disallow credit toward the DBE goal;
- Withholding progress payments;
- Withholding payment to the prime in an amount equal to the unmet portion of the contract goal; and/or
- Termination of the contract.

PROMPT PAYMENT

The prime contractor will be required to pay the DBE within seven (7) working days after he or she has received payment from the Kentucky Transportation Cabinet for work performed or materials furnished.

CONTRACTOR REPORTING

All contractors must keep detailed records and provide reports to the Cabinet on their progress in meeting the DBE requirement on any highway contract. These records may include, but shall not be limited to payroll, lease agreements, cancelled payroll checks, executed subcontracting agreements, etc. Prime contractors will be required to complete and submit a signed and notarized affidavit (TC 18-7) and copies of checks for any monies paid to each DBE subcontractor or supplier utilized to meet a DBE goal. **These documents must be submitted within 10 days of being paid by the Cabinet.**

Payment information that needs to be reported includes date the payment is sent to the DBE, check number, Contract ID, amount of payment and the check date. Before Final Payment is made on this contract, the Prime Contractor will certify that all payments were made to the DBE subcontractor and/or DBE suppliers.

The Prime Contractor should supply the payment information at the time the DBE is compensated for their work. Form to use is located at:

<http://transportation.ky.gov/Construction/Pages/Subcontracts.aspx>

The prime contractor should notify the KYTC Office of Civil Rights and Small Business Development seven (7) days prior to DBE contractors commencing work on the project. The contact is Melvin Bynes and the telephone number is (502) 564-3601.

Photocopied payments and completed, signed and notarized affidavit must be submitted by the Prime Contractor to: Office of Civil Rights and Small Business Development
6th Floor West 200 Mero Street
Frankfort, KY 40622

DEFAULT OR DECERTIFICATION OF THE DBE

If the DBE subcontractor or supplier is decertified or defaults in the performance of its work, and the overall goal cannot be credited for the uncompleted work, the prime contractor may utilize a substitute DBE or elect to fulfill the DBE goal with another DBE on a different work item. If after exerting good faith effort in accordance with the Cabinet's Good Faith Effort policies and procedures, the prime contractor is unable to replace the DBE, then the unmet portion of the goal may be waived at the discretion of the Cabinet.

1/27/2017

LEGAL REQUIREMENTS AND RESPONSIBILITY TO THE PUBLIC – CARGO PREFERENCE ACT (CPA).

(REV 12-17-15) (1-16)

SECTION 7 is expanded by the following new Article:

102.10 **Cargo Preference Act – Use of United States-flag vessels.**

Pursuant to Title 46CFR Part 381, the Contractor agrees

- To utilize privately owned United States-flag commercial vessels to ship at least 50 percent of the gross tonnage (computed separately for dry bulk carriers, dry cargo liners, and tankers) involved, whenever shipping any equipment, material, or commodities pursuant to this contract, to the extent such vessels are available at fair and reasonable rates for United States-flag commercial vessels.

- To furnish within 20 days following the date of loading for shipments originating within the United States or within 30 working days following the date of loading for shipments originating outside the United States, a legible copy of a rated, 'on-board' commercial ocean bill-of-lading in English for each shipment of cargo described in paragraph 1 of this section to both the Contracting Officer (through the prime contractor in the case of subcontractor bills-of-lading) and to the Division of National Cargo, Office of Market Development, Maritime Administration, Washington, DC 20590.

- To insert the substance of the provisions of this clause in all subcontracts issued pursuant to this contract.

ASPHALT MIXTURE

Unless otherwise noted, the Department estimates the rate of application for all asphalt mixtures to be 110 lbs/sy per inch of depth.

DGA BASE

Unless otherwise noted, the Department estimates the rate of application for DGA Base to be 115 lbs/sy per inch of depth.

DGA BASE FOR SHOULDERS

Unless otherwise noted, the Department estimates the rate of application for DGA Base for Shoulders to be 115 lbs/sy per inch of depth. The Department will not measure necessary grading and/or shaping of existing shoulders prior to placing of DGA Base, but shall be incidental to the Contract unit price per ton for DGA Base.

Accept payment at the Contract unit price per ton as full compensation for all labor, materials, equipment, and incidentals for grading and/or shaping of existing shoulders and furnishing, placing, and compacting the DGA Base.

INCIDENTAL SURFACING

The Department has included in the quantities of asphalt mixtures established in the proposal estimated quantities required for resurfacing or surfacing mailbox turnouts, farm field entrances, residential and commercial entrances, curve widening, ramp gores and tapers, and road and street approaches, as applicable. Pave these areas to the limits as shown on Standard Drawing RPM-110-06 or as directed by the Engineer. In the event signal detectors are present in the intersecting streets or roads, pave the crossroads to the right of way limit or back of the signal detector, whichever is the farthest back of the mainline. Surface or resurface these areas as directed by the Engineer. The Department will not measure placing and compacting for separate payment but shall be incidental to the Contract unit price for the asphalt mixtures.

ASPHALT PAVEMENT RIDE QUALITY CATEGORY B

The Department will apply Pavement Rideability Requirements on this project in accordance with Section 410, Category B.

FUEL AND ASPHALT PAY ADJUSTMENT

The Department has included the Contract items Asphalt Adjustment and Fuel Adjustment for possible future payments at an established Contract unit price of \$1.00. The Department will calculate actual adjustment quantities after work is completed. If existing Contract amount is insufficient to pay all items on the contract with the adjustments, the Department will establish additional monies with a change order.

OPTION A

Be advised that the Department will accept compaction of asphalt mixtures furnished for driving lanes and ramps, at 1 inch (25mm) or greater, on this project according to OPTION A in accordance with Section 402 and Section 403 of the current Standard Specifications. The Department will require joint cores as described in Section 402.03.02 for surface mixtures only. The Department will accept compaction of all other asphalt mixtures according to OPTION B.

Date: October 19, 2017

Item No.: 7-310.3

Subject: Nicholas County
US 68 - Paris-Millersburg Road
NHPP 0681 (031)/NH 0681 (027)
FD52 091 0068 001-006
Final Grade, Drain, and Surfacing Plans Submittal

Project Construction Schedule:

The project has a milestone date of **November 1, 2019** for US68 to be have all base courses and be open to traffic. The final fixed completion date is **June 1, 2020**.

SPECIAL NOTE

**For Clearing and Grubbing
Nicholas County
Paris-Maysville Road (US 68)
Item No. 07-310.3**

The Contractor is responsible for coordinating clearing and grubbing activities with the Utility Companies. In areas where Utilities have not been relocated, and are still in service, it may be necessary for the Contractor to clear and grub with hand tools.

SPECIAL NOTE

For Building Removal Nicholas County Paris-Maysville Road (US 68) Item No. 07-310.3

The Contractor shall remove the following list of improvements including any asbestos that may be present. This work will be incidental to the bid item of Clearing And Grubbing.

1 Frame Barn and 1 Cistern on Parcel 180 (Gerald and Ann Griffith)
2 Story Frame house, General Barn, Greenhouse and cistern on Parcel 115 (Allen and Letitia Hamon). These structures shall not be removed until the new water line to the new house has been installed and connected.

SPECIAL NOTE FOR PIPELINE INSPECTION

1.0 DESCRIPTION. The Department will perform visual inspections on all pipe on the project. A video inspection will be required on projects having more than 250 linear feet of storm sewer and/or culvert pipe and on routes with an ADT of greater than 1,000 vehicles. Conduct video inspections on all pipe located under the roadway and 50 percent of the remaining pipe not under the roadway. Storm sewer runs and outfall pipes not under the roadway take precedence over rural entrance pipes. Contractors performing this item of work must be prequalified with the Department in the work type J51 (Video Pipe Inspection and Cleaning). Deflection testing shall be completed using a mandrel in accordance with the procedure outlined below or by physical measurement for pipes greater than 36 inches in diameter. Mandrel testing for deflection must be completed prior to the video inspection testing. Unless otherwise noted, Section references herein are to the Department's 2012 Standard Specifications for Road and Bridge Construction.

2.0 VIDEO INSPECTION. Ensure pipe is clear of water, debris or obstructions. Complete the video inspection and any necessary measurement prior to placing the final surface over any pipe. When paving will not be delayed, take measurements 30 days or more after the completion of earthwork to within 1 foot of the finished subgrade. Notify the Engineer a minimum of 24 hours in advance of inspection and notify the Engineer immediately if distresses or locations of improper installation are logged.

2.1 INSPECTION FOR DEFECTS AND DISTRESSES

A) Begin at the outlet end and proceed through to the inlet at a speed less than or equal to 30 ft/minute. Remove blockages that will prohibit a continuous operation.

B) Document locations of all observed defects and distresses including but not limited to: cracking, spalling, slabbing, exposed reinforcing steel, sags, joint offsets, joint separations, deflections, improper joints/connections, blockages, leaks, rips, tears, buckling, deviation from line and grade, damaged coatings/paved inverts, and other anomalies not consistent with a properly installed pipe.

C) During the video inspection provide a continuous 360 degree pan of every pipe joint.

D) Identify and measure all cracks greater than 0.1" and joint separations greater than 0.5".

E) Video Inspections are conducted from junction to junction which defines a pipe run. A junction is defined as a headwall, drop box inlet, curb box inlet, manhole, buried junction, or other structure that disturbs the continuity of the pipe. Multiple pipe inspections may be conducted from a single set up location, but each pipe run must be on a separate video file and all locations are to be referenced from nearest junction relative to that pipe run.

F) Record and submit all data on the TC 64-765 and TC 64-766 forms.

3.0 MANDREL TESTING. Mandrel testing will be used for deflection testing. For use on Corrugated Metal Pipe, High Density Polyethylene Pipe, and Polyvinyl Chloride Pipe,

use a mandrel device with an odd number of legs (9 minimum) having a length not less than the outside diameter of the mandrel. The diameter of the mandrel at any point shall not be less than the diameter specified in Section 3.6. Mandrels can be a fixed size or a variable size.

3.1 Use a proving ring or other method recommended by the mandrel manufacturer to verify mandrel diameter prior to inspection. Provide verification documentation for each size mandrel to the Engineer.

3.2 All deflection measurements are to be based off of the AASHTO Nominal Diameters. Refer to the chart in section 3.6.

3.3 Begin by using a mandrel set to the 5.0% deflection limit. Place the mandrel in the inlet end of the pipe and pull through to the outlet end. If resistance is met prior to completing the entire run, record the maximum distance achieved from the inlet side, then remove the mandrel and continue the inspection from the outlet end of the pipe toward the inlet end. Record the maximum distance achieved from the outlet side.

3.4 If no resistance is met at 5.0% then the inspection is complete. If resistance occurred at 5.0% then repeat 3.1 and 3.2 with the mandrel set to the 10.0% deflection limit. If the deflection of entire pipe run cannot be verified with the mandrel then immediately notify the Engineer.

3.5 Care must be taken when using a mandrel in all pipe material types and lining/coating scenarios. Pipe damaged during the mandrel inspection will be video inspected to determine the extent of the damage. If the damaged pipe was video inspected prior to mandrel inspection then a new video inspection is warranted and supersedes the first video inspection. Immediately notify the Engineer of any damages incurred during the mandrel inspection and submit a revised video inspection report.

3.6 AASHTO Nominal Diameters and Maximum Deflection Limits.

Base Pipe Diameter (inches)	AASHTO Nominal Diameter (inches)	Max. Deflection Limit (inches)	
		5.0%	10.0%
15	14.76	14.02	13.28
18	17.72	16.83	15.95
24	23.62	22.44	21.26
30	29.53	28.05	26.58
36	35.43	33.66	31.89
42	41.34	39.27	37.21
48	47.24	44.88	42.52
54	53.15	50.49	47.84
60	59.06	56.11	53.15

4.0 PHYSICAL MEASUREMENT OF PIPE DEFLECTION. Alternate method for deflection testing when there is available access or the pipe is greater than 36 inches in diameter, as per 4.1. Use a contact or non-contact distance instrument. A leveling device is recommended for establishing or verifying vertical and horizontal control.

4.1 Physical measurements may be taken after installation and compared to the AASHTO Nominal Diameter of the pipe as per Section 3.6. When this method is used, determine the smallest interior diameter of the pipe as measured through the center point of the pipe (D2). All measurements are to be taken from the inside crest of the corrugation. Take the D2 measurements at the most deflected portion of the pipe run in question and at intervals no greater than ten (10) feet through the run. Calculate the deflection as follows:

$$\% \text{ Deflection} = [(AASHTO \text{ Nominal Diameter} - D2) / AASHTO \text{ Nominal Diameter}] \times 100\%$$

Note: The Engineer may require that preset monitoring points be established in the culvert prior to backfilling. For these points the pre-installation measured diameter (D1) is measured and recorded. Deflection may then be calculated from the following formula:

$$\% \text{ Deflection} = [(D1 - D2) / D1] (100\%)$$

4.2 Record and submit all data.

5.0 DEDUCTION SCHEDULE. All pipe deductions shall be handled in accordance with the tables shown below.

FLEXIBLE PIPE DEFLECTION	
Amount of Deflection (%)	Payment
0.0 to 5.0	100% of the Unit Bid Price
5.1 to 9.9	50% of the Unit Bid Price ⁽¹⁾
10 or greater	Remove and Replace ⁽²⁾

⁽¹⁾ Provide Structural Analysis for HDPE and metal pipe. Based on the structural analysis, pipe may be allowed to remain in place at the reduced unit price. ⁽²⁾ The Department may allow the pipe to remain in place with no pay to the Contractor in instances where it is in the best interest to the public and where the structural analysis demonstrates that the pipe should function adequately.

RIGID PIPE REMEDIATION TABLE PIPE	
Crack Width (inches)	Payment
• 0.1	100% of the Unit Bid Price
Greater than 0.1	Remediate or Replace ⁽¹⁾

⁽¹⁾ Provide the Department in writing a method for repairing the observed cracking. Do not begin work until the method has been approved.

6.0 PAYMENT. The Department will measure the quantity in linear feet of pipe to inspect. The Department will make payment for the completed and accepted quantities under the following:

<u>Code</u>	<u>Pay Item</u>	<u>Pay Unit</u>
24814EC	Pipeline Inspection	Linear Foot
10065NS	Pipe Deflection Deduction	Dollars


SPECIAL NOTE

For Tree Removal

**Nicholas County
US 68 Reconstruction from Millersburg to KY-1455
Item No. 07-310.30**

**NO CLEARING OF TREES 5 INCHES OR GREATER
(DIAMETER BREAST HEIGHT) FROM
APRIL 1 – OCTOBER 14.**

**If there are any questions regarding this note, please contact David Waldner,
Director, Division of Environmental Analysis, 200 Mero Street, Frankfort, KY
40601, Phone: (502) 564-7250.**

	KENTUCKY TRANSPORTATION CABINET Department of Highways DIVISION OF RIGHT OF WAY & UTILITIES	TC 62-226 Rev. 01/2016 Page 1 of 1
RIGHT OF WAY CERTIFICATION		

<input checked="" type="checkbox"/> Original		<input type="checkbox"/> Re-Certification	
RIGHT OF WAY CERTIFICATION			
ITEM #	COUNTY	PROJECT # (STATE)	PROJECT # (FEDERAL)
7-310.30	Nicholas	12FO FD52 091 57226 04R	NH 0681 (027)

PROJECT DESCRIPTION
US 68 Paris - Carlisle Road

No Additional Right of Way Required

Construction will be within the limits of the existing right of way. The right of way was acquired in accordance to FHWA regulations under the Uniform Relocation Assistance and Real Property Acquisitions Policy Act of 1970, as amended. No additional right of way or relocation assistance were required for this project.

Condition # 1 (Additional Right of Way Required and Cleared)

All necessary right of way, including control of access rights when applicable, have been acquired including legal and physical possession. Trial or appeal of cases may be pending in court but legal possession has been obtained. There may be some improvements remaining on the right-of-way, but all occupants have vacated the lands and improvements, and KYTC has physical possession and the rights to remove, salvage, or demolish all improvements and enter on all land. Just Compensation has been paid or deposited with the court. All relocations have been relocated to decent, safe, and sanitary housing or that KYTC has made available to displaced persons adequate replacement housing in accordance with the provisions of the current FHWA directive.

Condition # 2 (Additional Right of Way Required with Exception)


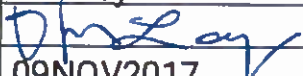
The right of way has not been fully acquired, the right to occupy and to use all rights-of-way required for the proper execution of the project has been acquired. Some parcels may be pending in court and on other parcels full legal possession has not been obtained, but right of entry has been obtained, the occupants of all lands and improvements have vacated, and KYTC has physical possession and right to remove, salvage, or demolish all improvements. Just Compensation has been paid or deposited with the court for most parcels. Just Compensation for all pending parcels will be paid or deposited with the court prior to AWARD of construction contract

Condition # 3 (Additional Right of Way Required with Exception)

The acquisition or right of occupancy and use of a few remaining parcels are not complete and/or some parcels still have occupants. All remaining occupants have had replacement housing made available to them in accordance with 49 CFR 24.204. KYTC is hereby requesting authorization to advertise this project for bids and to proceed with bid letting even though the necessary right of way will not be fully acquired, and/or some occupants will not be relocated, and/or the just compensation will not be paid or deposited with the court for some parcels until after bid letting. KYTC will fully meet all the requirements outlined in 23 CFR 635.309(c)(3) and 49 CFR 24.102(j) and will expedite completion of all acquisitions, relocations, and full payments after bid letting and prior to AWARD of the construction contract or force account construction.

Total Number of Parcels on Project	20	EXCEPTION (S) Parcel #	ANTICIPATED DATE OF POSSESSION WITH EXPLANATION
Number of Parcels That Have Been Acquired			
Signed Deed	10		
Condemnation	10		
Signed ROE	10		

Notes/ Comments (Use Additional Sheet if necessary)

LPA RW Project Manager		Right of Way Supervisor	
Printed Name		Printed Name	Cecil Smith
Signature		Signature	
Date		Date	11/9/2017
Right of Way Director		FHWA	
Printed Name	DM Loy	Printed Name	No Signature Required as per FHWA-KYTC Current Stewardship Agreement
Signature		Signature	
Date	09NOV2017	Date	

UTILITIES AND RAIL CERTIFICATION NOTE

**Bourbon County
NHPP068 1031
FD52 091 57226 03U
PARIS-MAYSVILLE ROAD; RECONSTRUCT FROM MILLERSBURG TO KY-1455 AT CARLISLE (SECTION 3).
(08CCR)(12CCR)(14CCR)(16CCR)
ITEM NUMBER: 7-310.30**

PROJECT NOTES ON UTILITIES

Please Note: The information presented in this Utility Note is informational in nature and the information contained herein is not guaranteed.

The contractor will be responsible for contacting all utility facility owners on the subject project to coordinate his activities. The contractor will coordinate his activities to minimize and, where possible, avoid conflicts with utility facilities. Due to the nature of the work proposed, it is unlikely to conflict with the existing utilities beyond minor facility adjustments. Where conflicts with utility facilities are unavoidable, the contractor will coordinate any necessary relocation work with the facility owner and Resident Engineer. The Kentucky Transportation Cabinet maintains the right to remove or alter portions of this contract if a utility conflict occurs. The utility facilities as noted in the previous section(s) have been determined using data garnered by varied means and with varying degrees of accuracy: from the facility owners, a result of S.U.E., field inspections, and/or reviews of record drawings. The facilities defined may not be inclusive of all utilities in the project scope and are not Level A quality, unless specified as such. It is the contractor's responsibility to verify all utilities and their respective locations before excavating.

The contractor shall make every effort to protect underground facilities from damage as prescribed in the Underground Facility Damage Protection Act of 1994, Kentucky Revised Statute KRS 367.4901 to 367.4917. It is the contractor's responsibility to determine and take steps necessary to be in compliance with federal and state damage prevention directives. The contractor is instructed to contact KY 811 for the location of existing underground utilities. Contact shall be made a minimum of two (2) and no more than ten (10) business days prior to excavation. The contractor shall submit Excavation Locate Requests to the Kentucky Contact Center (KY 811) via web ticket entry. The submission of this request does not relieve the contractor from the responsibility of contacting non-member facility owners, whom are to be contacted through their individual Protection Notification Center. It may be necessary for the contractor to contact the County Court Clerk to determine what utility companies have facilities in the area. Non-compliance with these directives can result in the enforcement of penalties.

UTILITIES AND RAIL CERTIFICATION NOTE

**Bourbon County
NHPP068 1031
FD52 091 57226 03U
PARIS-MAYSVILLE ROAD; RECONSTRUCT FROM MILLERSBURG TO KY-1455 AT CARLISLE (SECTION 3).
(08CCR)(12CCR)(14CCR)(16CCR)
ITEM NUMBER: 7-310.30**

NOTE: DO NOT DISTURB THE FOLLOWING FACILITIES LOCATED WITHIN THE PROJECT DISTURB LIMITS

Columbia Gas Kentucky (Gas):

The company has a 12-inch gas main which begins North of proposed US 68 and travels Southeast where it crosses proposed US 68 diagonally at approximate station 588+50. The 12-inch gas main then crosses KY 386 between existing and proposed US 68 and turns East. From there the 12-inch gas main follows along the South side of proposed US 68 and crosses Connector No. 1, Connector No. 2, and Connector No. 3 along the way at approximate stations 602+75, 615+75, and 646+00 (A 1-inch plastic service gas line crosses proposed US 68 near station 605+00 that feeds residents to the North). The 12-inch gas main then crosses proposed US 68 diagonally at approximate station 665+50 and continues Northeast until leaving the area of disturbance near station 669+00. The 12-inch gas main continues until crossing KY 648 then heads Southeast and reenters the area of disturbance at approximate station 685+00 before shifting Northeast and leaving the area of disturbance at approximate station 686+50. Later, the 12-inch gas main crosses KY 32 just to the West of the proposed US 68 and KY 32 intersection and then crosses proposed US 68 diagonally at approximate station 829+50. Next the 12-inch gas main follows along proposed US 68 before leaving the area of disturbance at approximate station 835+00.

LG&E KU – Distribution (Electric):

The company has facilities which travel along the South side of existing US 68. The company first nears/enters the area of disturbance at approximate stations 13+25 to 17+00. The company's facilities next enter the area of disturbance from stations 578+00 to 579+50. Then at the intersection of existing US 68 and Connection No. 1, the company's facilities appear at approximate station 603+00. At approximate station 610+50, the company's facilities cross proposed US 68. As the utility continues along existing US 68, it enters the area of disturbance near the intersection of existing US 68 and Connection No. 2. Then the company's utilities again enter the area of disturbance and cross proposed US 68 at approximate station 625+10. The company also has facilities in the areas near stations 633+00, 635+00, and 644+00 with proposed US 68 crossings at approximate stations 632+80 and 644+00. The company next has facilities near the intersection of proposed US 68 and KY 32 which cross proposed US 68 at approximate station 827+00 and head Southeast along the North side of KY 32. These facilities approach/enter the area of disturbance between approximate stations 820+00 and 827+50.

UTILITIES AND RAIL CERTIFICATION NOTE

Bourbon County
NHPP068 1031
FD52 091 57226 03U
PARIS-MAYSVILLE ROAD; RECONSTRUCT FROM MILLERSBURG TO KY-1455 AT CARLISLE (SECTION 3).
(08CCR)(12CCR)(14CCR)(16CCR)
ITEM NUMBER: 7-310.30

Bluegrass Energy (Electric):

The company has yet to provide a proposed relocation plan for their facilities; consequently, we are unable to adequately identify the current, or proposed, location of the company's facilities. It is anticipated that the company may have facilities located along existing US 68. It is also possible that the company may have facilities located at other locations throughout the project.

AT&T Kentucky (Telephone/Cable):

The company has facilities running along the North side of existing US 68 from approximate stations 12+25 to 18+50. At the intersection of US 68 and KY 386, the company has facilities running along the North side of existing US 68 and the East side of KY 386 from approximate stations 589+50 to 590+50. These two facilities intersect and connect at the aforementioned intersection. The company's facilities continue running along the North side of existing US 68 and cross Connection No. 1 at approximate stations 602+30 to 603+10. The company's facilities then have offshoots going perpendicular across proposed US 68 at approximate stations 605+50 and 610+50. The company's facilities continue running along the North side of existing US 68 and cross Connection No. 2 at approximate stations 615+25 to 616+25. The company's facilities then run both along the North side of existing US 68 and the South side of proposed US 68 from approximate stations 645+00 to 664+00. The facilities then cross proposed US 68 diagonally at approximate station 664+00 and continue North of both existing and proposed US 68 until leaving the area of disturbance at approximate station 669+50. The company's facilities then reenter the area of disturbance at approximate station 676+00, continue across KY 648, and exit at approximate station 678+50. These facilities intersect and connect to the company's facilities running along the East side of KY 648 from approximate stations 676+00 to 677+00. Still running along the North side of both existing and proposed US 68, the company's facilities reenter the area of disturbance from approximate stations 684+00 to 686+00. The company's facilities also follow along proposed US 68 from approximate stations 824+00 to 826+50. Within this segment, these facilities travel diagonally across KY 32 near station 825+00 and KY 68 near station 826+00.

Spectrum (CATV):

The company has yet to provide a proposed relocation plan for their facilities; consequently, we are unable to adequately identify the current, or proposed, location of the company's facilities. It is anticipated that the company may have facilities located along existing US 68. It is also possible that the company may have facilities located at other locations throughout the project.

UTILITIES AND RAIL CERTIFICATION NOTE

**Bourbon County
NHPP068 1031
FD52 091 57226 03U
PARIS-MAYSVILLE ROAD; RECONSTRUCT FROM MILLERSBURG TO KY-1455 AT CARLISLE (SECTION 3).
(08CCR)(12CCR)(14CCR)(16CCR)
ITEM NUMBER: 7-310.30**

Nicholas County Water District (Water):

The company has a water main which follows along the South side of existing US 68. A service line departs from the water main and crosses proposed US 68 at approximate station 604+25 and then continues North to serve customers. The company's water main continues to follow along the South side of existing US 68 then turns North at approximate station 635+90. Service lines then depart from the water main and cross proposed US 68 at approximate stations 634+50 and 636+00. The company's water main continues traveling East but now on the North side of existing US 68 and South side of proposed US 68. The company's water main splits at Connector No. 3 and one main crosses proposed US 68 at approximate station 646+00. The other main continues East and crosses above then below proposed US 68 at approximate stations 650+75 and 652+50. Another service line departs from the main and crosses proposed US 68 at approximate station 658+50. The company's water main enters the area of disturbance again near station 662+00 and crosses proposed US 68 at approximate station 665+00. From there, the company's main follows along the North side of proposed US 68 and reenters the area of disturbance at approximate station 690+00. As the company's water main approaches the proposed intersection of US 68 and KY 36, it splits in the middle of proposed US 68 near station 702+25. One water main then heads Southeast before turning East and crossing proposed KY 36 near station 56+75. The other heads Northeast where it crosses proposed KY 36 at approximate stations 47+25 and 43+25. At the intersection of proposed US 68 and proposed KY 32, the company's water main crosses proposed US 68 at approximate station 826+00. The company's water main then enters back into the area of disturbance from approximate stations 882+00 to 889+00.

The Contractor is fully responsible for protection of all utilities listed above

THE FOLLOWING FACILITY OWNERS ARE RELOCATING/ADJUSTING THEIR FACILITIES WITHIN THE PROJECT LIMITS AND WILL BE COMPLETE PRIOR TO CONSTRUCTION

Not Applicable

THE FOLLOWING FACILITY OWNERS HAVE FACILITIES TO BE RELOCATED/ADJUSTED BY THE OWNER OR THEIR SUBCONTRACTOR AND IS TO BE COORDINATED WITH THE ROAD CONTRACT

Columbia Gas Kentucky (Gas):

The company plans to relocate the 12-inch gas main from approximate stations 585+00 to 603+50. This relocation will eliminate the crossing of proposed US 68 at approximate station 588+50 and keep the 12-

UTILITIES AND RAIL CERTIFICATION NOTE

Bourbon County
NHPP068 1031
FD52 091 57226 03U
PARIS-MAYSVILLE ROAD; RECONSTRUCT FROM MILLERSBURG TO KY-1455 AT CARLISLE (SECTION 3).
(08CCR)(12CCR)(14CCR)(16CCR)
ITEM NUMBER: 7-310.30

inch gas main to the North side of proposed US 68 until approximate station 603+50 where the 12-inch gas main turns South and crosses proposed US 68 and ties into the existing 12-inch gas main. Additionally, a 1-inch plastic service gas line will be added near station 603+50 and feed residents to the Northeast.

The company plans to relocate the 12-inch gas main from approximate stations 660+50 to 674+00. This will adjust where the 12-inch gas main crosses proposed US 68 to approximate station 660+50. After crossing, the 12-inch main will continue North before turning East to tie into the existing 12-inch gas main at approximate station 674+00.

The company plans to relocate the 12-inch gas main from approximate stations 684+00 to 686+50. The relocation will move the 12-inch gas main further the North of proposed US 68.

At the intersection of proposed US 68 and proposed KY 32, the company will relocate the 12-inch gas main which follows the West side of proposed US 68 and heads Northeast. The relocation will allow the 12-inch gas main to turn Southwest and cross proposed US 68 at approximate station 823+75. The 12-inch gas main will then proceed Southeast before turning Northeast where it will cross proposed KY 32 at approximate station 51+25. From there, the 12-inch gas main will follow along the East side of proposed US 68 and tie into the existing gas main at approximate station 836+00.

LG&E KU – Distribution (Electric):

The company plans to relocate a pole along existing US 68 from approximate station 13+25 to 12+50.

Near the intersection of existing US 68 and Connection No. 1, the company will adjust a pole at approximate station 603+00 about twenty feet to the East. Another pole will be adjusted at approximate station 610+50 and will be relocated about one-hundred feet to the North. Currently, this pole is located in the route of proposed US 68.

Near the intersection of existing US 68 and Connection No. 2, the company will adjust a pole at approximate station 615+80 about fifty feet to the East. The pole is currently in the route of proposed Connection 2. The company will remove another pole at approximate station 625+00.

The company will adjust two poles and remove two poles between approximate stations 632+00 and 635+00. An additional pole will be adjusted a few feet, near station 645+00.

UTILITIES AND RAIL CERTIFICATION NOTE

Bourbon County
NHPP068 1031
FD52 091 57226 03U
PARIS-MAYSVILLE ROAD; RECONSTRUCT FROM MILLERSBURG TO KY-1455 AT CARLISLE (SECTION 3).
(08CCR)(12CCR)(14CCR)(16CCR)
ITEM NUMBER: 7-310.30

From approximate stations 820+00 to 827+50, the company will realign their utilities near the intersection of proposed US 68 and KY 34 to remove them from the area of disturbance.

Bluegrass Energy (Electric):

The company has yet to provide a proposed relocation plan for their facilities; consequently, we are unable to adequately identify the current, or proposed, location of the company's facilities. It is anticipated that the company may have facilities located along existing US 68. It is also possible that the company may have facilities located at other locations throughout the project.

AT&T Kentucky (Telephone/Cable):

The company plans to do relocation work at the intersection of existing US 68 and KY 386. This includes the installation of a new pole at approximate station 590+50 which will eliminate poles near stations 590+25 and 590+00.

Near the intersection of existing US 68 and Connection No. 1, the company will remove a pole at approximate station 603+00 and abandon-in-place buried cables which travel from the removed pole to the West under the proposed Connection No. 1 then turn South to cross under existing US 68. New cables will be buried starting at an existing pole near station 601+75 and head South under existing US 68. Additionally, an aerial service wire crossing proposed US 68 at approximate station 605+50 will be removed and replaced with a buried wire which will begin at a pole at approximate station 605+50, run West to approximate station 604+00, and head North by crossing proposed US 68 at approximate station 604+00. There will also be an aerial service wire removed at approximate station 610+50 that will not be replaced.

Near the intersection of existing US 68 and Connection No. 2, the company will remove a pole at approximate station 615+75.

At approximate station 633+00, the company will remove a pole and install a service wire which will head North and cross proposed US 68.

From approximate stations 645+00 to 675+00, the company will realign their utilities to remove them from the area of disturbance and eliminate the crossing of proposed US 68 at approximate station 665+00. Additionally, new facilities will be installed that cross proposed US 68 at approximate station 610+50.

UTILITIES AND RAIL CERTIFICATION NOTE

**Bourbon County
NHPP068 1031
FD52 091 57226 03U
PARIS-MAYSVILLE ROAD; RECONSTRUCT FROM MILLERSBURG TO KY-1455 AT CARLISLE (SECTION 3).
(08CCR)(12CCR)(14CCR)(16CCR)
ITEM NUMBER: 7-310.30**

The company will relocate a pole near station 684+20 to approximate station 685+00.

Just North of the intersection of proposed US 68 and KY 648, the company will relocate several poles to eliminate interference with the reconstruction of a segment of KY 648. The company's new utilities will cross KY 648 at approximate station 677+00.

Near the intersection of proposed US 68 and US 32, the company will remove poles at approximate stations 825+00 and 826+00. The aerial cables will then be buried and cross proposed US 68 near station 827+00 and proposed US 32 near station 52+10.

Spectrum (CATV):

The company has yet to provide a proposed relocation plan for their facilities; consequently, we are unable to adequately identify the current, or proposed, location of the company's facilities. It is anticipated that the company may have facilities located along existing US 68. It is also possible that the company may have facilities located at other locations throughout the project.

Nicholas County Water District (Water):

The company plans to relocate their water main beginning at approximate station 635+90. The water main will travel to approximate station 637+00 before turning North and crossing proposed US 68. After crossing, the water main continues North and out of the area of disturbance. At that point, a service line travels West to replace the old service line. The company's relocated water main then travels East along the North side of proposed US 68 and connects to the existing water main at approximate station 669+50.

Next the company plans to relocate their water main beginning at approximate station 688+00. The relocated water main will travel along the North side of proposed US 68 and split near station 696+50. One water main turns South and crosses proposed US 68 at approximate station 696+50 before turning East where it begins traveling along the South side of proposed US 68 then proposed KY 36. The other water main continues East before turning North near the proposed US 68 and KY 36 intersection. From here, the water main continues North and travels along the West side of proposed KY 36.

The company plans to relocate their water main beginning at approximate station 40+00. The relocated water main will travel along the South side of proposed KY 32 and approach the proposed intersection of US 68 and KY 32. Here, the water main will cross proposed KY 68 at approximate station 823+50. The

UTILITIES AND RAIL CERTIFICATION NOTE

**Bourbon County
NHPP068 1031
FD52 091 57226 03U
PARIS-MAYSVILLE ROAD; RECONSTRUCT FROM MILLERSBURG TO KY-1455 AT CARLISLE (SECTION 3).
(08CCR)(12CCR)(14CCR)(16CCR)
ITEM NUMBER: 7-310.30**

water main then heads South along the South side of proposed KY 32 and ties in to the existing water main.

The company also plans to relocate their water main between stations 881+75 and 887+25.

**THE FOLLOWING FACILITY OWNERS HAVE FACILITIES TO BE RELOCATED/ADJUSTED BY THE ROAD
CONTRACTOR AS INCLUDED IN THIS CONTRACT**

Not Applicable

RAIL COMPANIES HAVE FACILITIES IN CONJUNCTION WITH THIS PROJECT AS NOTED

No Rail Involvement Rail Involved Rail Adjacent

UTILITIES AND RAIL CERTIFICATION NOTE

Bourbon County
NHPP068 1031
FD52 091 57226 03U
PARIS-MAYSVILLE ROAD; RECONSTRUCT FROM MILLERSBURG TO KY-1455 AT CARLISLE (SECTION 3).
(08CCR)(12CCR)(14CCR)(16CCR)
ITEM NUMBER: 7-310.30

AREA FACILITY OWNER CONTACT LIST

Facility Owner	Address	Contact Name	Phone	Email
AT&T - KY - Telephone	894 East Main Street Ext Georgetown KY 40324	Frank Ambrose	(502) 867 8240	fa2207@att.com
Columbia Gas of Kentucky - Natural Gas	PO Box 14241 Lexington KY 40512	Bryan Slone	(859) 221 2185	bkslone@nisource.com
LG&E KU - Electric Distribution	820 West Broadway Louisville KY 40202	Greg Geiser	(502) 627 3708	greg.geiser@lge-ku.com
Nicholas County Water District - Water	1639 Old Paris Road Carlisle KY 40311	Debra Sweet	(859) 749 2506	ncwd@bellsouth.net
Spectrum - CATV	1617 Foxhaven Drive Richmond KY 40475	Elbert Lamb	(859) 624 6974	elbert.lamb@twcable.com
Bluegrass Energy	PO Box 990 1201 Lexington Road Nicholasville, KY 40356	Greg Herrington	(859) 885 4191	greggh@bgenenergy.com

N O T I C E

**DEPARTMENT OF THE ARMY
CORPS OF ENGINEERS & DIVISION OF WATER
(PERMIT AUTHORIZATIONS)**

PROJECT: Nicholas County, Item No. 7-310.30
Major Widening (US 68)

The Section 404 activities for this project have been previously permitted under the authority of the Department of the Army Letter of Permission (LOP) & Division of Water Section 401 LOP Water Quality Certification. In order for these authorizations to be valid, the attached conditions must be followed. The contractor shall post a copy of this Individual Permit & Water Quality Certification in a conspicuous location at the project site for the duration of construction and comply with the general conditions as required.

To more readily expedite construction, the contractor may elect to alter the design or perform the work in a manner different from what was originally proposed and specified. Prior to commencing such alternative work, the contractor shall obtain **written** permission from the Division of Construction and the Corps of Engineers. A copy of any request to the Corps of Engineers to alter this proposal and subsequent responses shall be forwarded to the Division of Environmental Analysis, DA Permit Coordinator, for office records and for informational purposes.

DEPARTMENT OF THE ARMY
U.S. ARMY ENGINEER DISTRICT, LOUISVILLE
CORPS OF ENGINEERS
P.O. BOX 59
LOUISVILLE KY 40201-0059
FAX: (502) 315-6677

January 15, 2015

Operations Division
Regulatory Branch (South)
ID No. LRL-2014-221-jea

Mr. David Waldner
Director
Kentucky Transportation Cabinet
Division of Environmental Analysis
200 Mero Street, 5th Floor
Frankfort, Kentucky 40622

Dear Mr. Waldner:

This is in regard to your application for a Department of the Army (DA) permit dated November 25, 2014, concerning the discharge of dredged and fill material in "waters of the United States" including wetlands associated with the relocation of U.S. 68 (Section 3) in Nicholas County, Kentucky. We have reviewed your application and have made the following determinations: the work is minor in nature, will not have a significant impact on the environment, and should encounter no opposition.

Based on these determinations, your proposed work satisfies the Letter of Permission criteria, as specified in our regulations. Therefore, you are authorized, in accordance with 33 USC 403, to impact 1,255 linear feet (LF) of ephemeral stream channel (Stations 657+50, 720+00, 842+22, and 863+43); 2,765 LF of intermittent stream channel (Stations 660+00 - 670+00, 677+00, 713+00 - 718+50, 770+76, 776+55, 813+80, 848+48); and 2,125 LF of perennial stream channel (Stations 684+00 - 688+60, 699+39, 784+25, 872+00, and 875+50) due to channel changes and culvert construction. The 0.49 acre of open water ponds (0.39 acre - 160 LF ephemeral, 0.10 acre - 60 LF intermittent) are included within these stream linear feet impacts. The proposed work would also impact 0.02 acres of emergent wetland.

Kentucky Transportation Cabinet (KYTC) proposes to offset permanent wetland impacts through the purchase of 0.1 Adjusted Mitigation Units (AMUs) from Kentucky Department of Fish and Wildlife Resources (KDFWR) Stream and Wetland Mitigation Trust Fund. In addition, KYTC proposes to purchase 10,157 AMUs from the KDFWR Stream and Wetland Mitigation Trust Fund for the stream impacts.

The work is authorized by this LOP would also be subject to the enclosed Water Quality Certification (WQC) Conditions for Nationwide dated November 13, 2014, issued by the Kentucky Division of Water (KDOW) and the following conditions:

- a. The project shall be constructed and operated in accordance with the enclosed drawings marked "Stream Impacts U.S. 68 Nicholas County" included in application package dated November 2014.
- b. The permittee shall provide a receipt from the Kentucky Department of Fish and Wildlife Resources (KDFWR) Stream and Wetland Mitigation Program for the purchase of 10,157 Adjusted Mitigation Units (AMUs) for stream impacts and 0.1 AMUs for wetland impacts. AMUs must be purchased prior to the discharge of fill into "waters of the United States". The Corps ID #LRL-2014-221-jea must accompany the payment. Inquiries regarding credit purchase may be made directly to KDFWR by calling Mr. Clifford Scott (502) 564-5101, by email at: clifford.scott@ky.gov, or in writing at: Kentucky Department of Fish and Wildlife Resources, Division of Fisheries, #1 Sportman's Lane, Frankfort, Kentucky 40601.
- c. Kentucky Transportation Cabinet must comply with the enclosed "Memorandum of Agreement for Phase III Mitigation of Sites 15BB131, 15BB132, 15BB133, and 15BB137 US 68 Reconstruction Pursuant to 36 CFR 800.6(a) and "Kentucky Transportation Cabinet Memorandum of Agreement submitted to the Advisory Council on Historic Preservation Pursuant to 36 CFR Part 800.6(a) US 68-Millersburg Road Reconstruction Bourbon/Nicholas Counties, Item No. 7-310.20".
- d. The time limit for completing the work authorized ends on **January 31, 2020**. If you find that you need more time to complete the authorized activity, submit your request for a time extension to this office for consideration at least 1 month before the above date is reached.
- e. Upon completion of construction you are to notify the District Engineer. The enclosed Completion Report form must be completed and returned to this office.
- f. You must agree to comply with the enclosed General Conditions.

This authorization will be as soon as we receive your signed acceptance of these conditions. Please indicate your acceptance by signing and dating the duplicate copy of this letter in the space provided and return the signed copy in the enclosed envelope. Please note that we also perform periodic inspections to ensure compliance with our permit conditions and appropriate Federal laws.

This letter contains a proffered permit for your proposed project. If you object to this decision, you may request an administrative appeal under Corps regulations at 33 CFR Part 331. Enclosed you will find a Notification of Appeal Process (NAP) fact sheet and Request for Appeal (RFA) form. If you request to appeal this decision you must submit a completed RFA form to the Lakes and Rivers Division Office at the following address:

U.S. Army Engineer Division,
ATTN: Appeal Review Officer CELRD-PD-REG
550 Main Street - Room 10524
Cincinnati, Ohio 45202-3222

In order for an RFA to be accepted by the Corps, the Corps must determine that it is complete, that it meets the criteria for appeal under 33 CFR Part 331.5, and that it has been received by the Division Office within **60 days** of the date of the NAP. Should you decide to submit an RFA form, it must be received at the above address by **March 16, 2015**.

It is not necessary to submit an RFA form to the Division office if you do not object to the decision in this letter.

Also, enclosed with this proffered permit are a preliminary jurisdictional determination, a Notification of Appeal Process (NAP) fact sheet, and Request for Appeal (RFA) form. However, a preliminary JD is not appealable and impacting "waters of the U.S." identified in the preliminary JD will result in you waiving the right to request an approved JD at a later date. An approved JD may be requested (which may be appealed), by contacting me for further instruction.

Copies of this letter will be sent to the appropriate coordinating agencies and to your agent (see enclosure for addresses).

FOR THE DISTRICT ENGINEER:



Jane Archer
Regulatory Specialist, South
Regulatory Branch

Enclosures

(I accept the conditions of this authorization):



Kentucky Transportation Cabinet



Date

ADDRESSES FOR COORDINATING AGENCIES

Mr. Duncan Powell
USEPA, Region 4
Sam Nunn Atlanta Federal Center
61 Forsyth Street, SW
Atlanta, GA 30303-8960

Mr. Lee Andrews
U.S. Fish & Wildlife Service
JC Watts Federal Building
330 West Broadway, Room 265
Frankfort, KY 40601

Ms. Andrea Keatley
Kentucky Energy & Environment Cabinet
Division of Water
200 Fair Oaks, 4th Floor
Frankfort, KY 40601

Mr. Gregory Johnson, Commissioner
KY Department of Fish and Wildlife Resources
#1 Sportsman's Lane
Frankfort, KY 40601

Mr. Craig Potts
Executive Director
State Historic Preservation Officer
Kentucky Heritage Council
300 Washington Street
Frankfort, KY 40601

ADDRESS OF AGENT

Mr. Tom Hatfield
EA Partners, PLC
3111 Wall Street
Lexington, Kentucky 40513

May 21, 2015

Operations Division
Regulatory Branch (South)
ID No. LRL-2014-221-jea

Mr. Roy Collins
Kentucky Transportation Cabinet
Division of Environmental Analysis
200 Mero Street
Frankfort, Kentucky 40622

Dear Mr. Collins:

This is in regard to your February 12, 2015, electronic mail requesting a modification to Letter of Permission LRL-2014-221-jea, which authorized impacts to 1,255 linear feet (LF) of ephemeral stream channel, 2,765 LF of intermittent stream channel and 2,125 LF of perennial stream channel due to channel changes and culvert construction for the proposed relocation of U.S. 68 (Section 3). Also, the proposed work would impact 0.49 acre of open water (ponds) and 0.02 acre of emergent wetland. The 6.3-mile project is located on U.S. 68 from the Nicholas County line to Lake Carnico in Carlisle, Kentucky (KYTC Item No. 7-310.30).

The original Letter of Permission required the purchase of 10,157 Adjusted Mitigation Units (AMUs) to offset stream impacts and 0.1 AMU to offset wetland impacts. Your modification request proposes to use 5,648 existing credits in the Town Branch Advanced Mitigation site and to purchase 3,379 AMUs from the Kentucky Department of Fish and Wildlife Resources (KDFWR) Stream and Wetland Mitigation Trust Fund for the remaining balance. In addition, you have requested to use 0.1 wetland credits in the existing Ova Arnett Advanced Mitigation site instead of purchasing 0.1 AMU from the KDFWR Stream and Wetland Mitigation Trust Fund. This requested modification is approved with the following change to Condition "b" and the additional of Conditions "g" and "h":

b. The permittee shall provide a receipt from the Kentucky Department of Fish and Wildlife Resources (KDFWR) Stream and Wetland Mitigation Program for the purchase of 3,379 AMUs for stream impacts. AMUs must be purchased prior to the discharge of fill into "waters of the United States (U.S.)". The Corps ID #LRL-2014-221-jea must accompany the payment. Inquiries regarding credit purchase may be made directly to KDFWR by calling Mr. Clifford Scott (502) 564-5101, by email at: Clifford.scott@ky.gov, or in writing at: Kentucky Department of

Fish and Wildlife Resources, Division of Fisheries, #1 Sportman's Lane,
Frankfort, Kentucky 40601.

g. The permittee shall provide to the District Engineer an updated ledger for Ova Arnett Advanced Mitigation Site (LRL-2007-343) within 30 days of this authorization. This updated ledger should show a withdrawal of 0.1 credits from the available wetland credits prior to the discharge of fill into "waters of the U.S." If the Kentucky Division of Water (KDOW) requires a different amount, the Kentucky Transportation Cabinet would have to debit the higher amount.

h. The permittee shall provide to the District Engineer an updated ledger for the Town Branch Advanced Mitigation Site (Corps ID No. LRL-2008-684) within 30 days of this authorization. The updated ledger shall show a withdrawal of 5,648 linear feet from the available stream credits prior to the discharge of fill into "waters of the U.S." If the Kentucky Division of Water (KDOW) requires a different amount, the Kentucky Transportation Cabinet would have to debit the higher amount.

All other conditions of the original permit remain in full force and effect.

Copies of this letter will be sent to your agent and to the appropriate coordinating agencies (see enclosure for addresses).

If we can be of any further assistance, please contact us at the above address, ATTN: CELRL-OPF-S, or call Ms. Jane Archer at (502) 315-6682.

FOR THE DISTRICT ENGINEER:

Original Signed

David Baldridge
Chief, South Section
Regulatory Branch

MAY 26 2015
TR

Enclosure

Archer/rb/mod-lop.A1.docx ✓
Baldridge/OPF-S *DS*
RECORD COPY

ADDRESSES FOR COORDINATING AGENCIES

Mr. Duncan Powell
USEPA, Region 4
Sam Nunn Atlanta Federal Center
61 Forsyth Street, SW
Atlanta, GA 30303-8960

Mr. Lee Andrews
U.S. Fish & Wildlife Service
JC Watts Federal Building
330 West Broadway, Room 265
Frankfort, KY 40601

Ms. Andrea Keatley
Kentucky Energy & Environment Cabinet
Division of Water
200 Fair Oaks, 4th Floor
Frankfort, KY 40601

Mr. Gregory Johnson
Commissioner
KY Department of Fish and Wildlife Resources
#1 Sportsman's Lane
Frankfort, KY 40601

Mr. Craig Potts
Executive Director
State Historic Preservation Officer
Kentucky Heritage Council
300 Washington Street
Frankfort, KY 40601

ADDRESS OF AGENT

Mr. Tom Hatfield
EA Partners, PLC
3111 Wall Street
Lexington, KY 40513



STEVEN L. BESHEAR
GOVERNOR

LEONARD K. PETERS
SECRETARY

ENERGY AND ENVIRONMENT CABINET
DEPARTMENT FOR ENVIRONMENTAL PROTECTION
DIVISION OF WATER
200 FAIR OAKS LANE, 4TH FLOOR
FRANKFORT, KENTUCKY 40601
www.kentucky.gov

November 13, 2014

David Waldner, Director
Kentucky Transportation Cabinet
Division of Environmental Analysis
200 Mero Street, 5th Floor
Frankfort, KY 40622

Re: Water Quality Certification #2014-071-7
US 68 - Nicholas Co
KYTC Item No. 7-310.30
AI No.: 6285
Activity ID: APE20140002
Nicholas County, Kentucky

Dear Mr. Waldner:

Pursuant to Section 401 of the Clean Water Act (CWA), the Commonwealth of Kentucky certifies it has reasonable assurances that applicable water quality standards under Kentucky Administrative Regulations Title 401, Chapter 10, established pursuant to Sections 301, 302, 303, 304, 306, and 307 of the CWA, will not be violated by the above referenced project provided that the U.S. Army Corps of Engineers authorizes the activity under 33 CFR part 330, and the attached conditions are met.

All future correspondence on this project must reference **AI No. 6285**. **The attached document is your official Water Quality Certification; please read it carefully.** If you should have any questions concerning the conditions of this water quality certification, please contact James Bicknell of my staff by calling (502) 564-3410.

Sincerely,

A handwritten signature in black ink, appearing to read "Adam Jackson".

Adam Jackson, Supervisor
Water Quality Certification Section
Kentucky Division of Water

AJ:JB

Attachment

cc: Lee Anne Devine, USACE: Louisville District
Roy Collins, KYTC DEA

KTC Water Quality Certification

US 68 - Nicholas Co
Facility Requirements
Permit Number:2014-071-7
Activity ID No.: APE20140002

ACTV0000000002 (KYTC 7-310.30) US 68 Relocation:

Submittal/Action Requirements:

Condition No.	Condition
S-1	The Kentucky Transportation Cabinet (KYTC) shall submit notification: Due prior to any construction activity to the Kentucky Division of Water (KDOW), Water Quality Certification (WQC) Section. Notification shall confirm the purchase of a minimum of 7470.25 Adjusted Mitigation Units (AMU's), due to intermittent and perennial stream impacts associated with this project, with the exception of the intermittent impacts associated with Stations 813+80 and 848+48, from the Kentucky Department of Fish and Wildlife Resources Wetland and Stream Restoration Fund (KDFWR). The U.S. Army Corps of Engineers (USACE) may require a different amount. [Clean Water Act]
S-2	The KYTC must notify the Division: Due prior to any construction activity. Notify the WQC Section of the KDOW at (502) 564-3410 at least two weeks prior to construction. [Clean Water Act]
S-3	The KYTC must notify the Division: Due when construction is complete. Notify the WQC Section of the KDOW at (502) 564-3410 no later than two weeks post-construction. [Clean Water Act]

Narrative Requirements:

Condition No.	Condition
T-1	The work approved by this certification shall be limited to: -the loss of 1255 linear feet of ephemeral stream channel (Stations 657+50, 720+00 ,842+22, 863+43) due to fill. -the loss of 2765 linear feet of intermittent stream channel (Stations 660+00 670+00, 677+00, 713+00-718+50, 770+76, 776+55, 813+80, 848+48) due to fill. -the loss of 2125 perennial stream channel (Stations 684+00-688+60, 699+39, 784+25, 872+00, 875+50) due to fill. - the loss of 0.02 acres of PEM wetland (Station 657+50) due to the placement of fill material. [Clean Water Act]
T-2	All work performed under this certification shall adhere to the design and specifications set forth in the application package titled "U.S 68 Nicholas County Item No. 7-310.30", received by the KDOW on July 14, 2014. [Clean Water Act]
T-3	The KYTC is responsible for preventing degradation of waters of the Commonwealth from soil erosion. An erosion and sedimentation control plan must be designed, implemented, and maintained in effective operating condition at all times during construction. [Clean Water Act]

KTC Water Quality Certification

US 68 - Nicholas Co
Facility Requirements
Permit Number: 2014-071-7
Activity ID No.: APE20140002

Page 2 of 2

ACTV0000000002 (continued):

Narrative Requirements:

Condition No.	Condition
T-4	The Division of Water reserves the right to modify or revoke this certification should it be determined that the activity is in noncompliance with any condition set forth in this certification. [Clean Water Act]
T-5	If construction does not commence within two years of the date of this letter, this certification will become void. A letter requesting a renewal should be submitted. [Clean Water Act]
T-6	Other permits from the Division of Water may be required for this activity. If this activity occurs within a floodplain, a Permit to Construct Across or Along a Stream may be required. Please contact Todd Powers (502-564-3410) for more information. If the project will disturb one acre or more of land, or is part of a larger common plan of development or sale that will ultimately disturb one acre or more of land, a Kentucky Pollution Discharge Elimination System (KPDES) stormwater permit shall be required from the Surface Water Permits Branch. This permit requires the development of a Stormwater Pollution Prevention Plan (SWPPP). The SWPPP must include erosion prevention and sediment control measures. Contact: Surface Water Permits Branch (SWPB) Support (502-564-3410 or SWPBSupport@ky.gov). [Clean Water Act]
T-7	Mitigation for impacts shall begin prior to or concurrently with impacts. [Clean Water Act]
T-8	Check dams are not allowed within the stream channel. [Clean Water Act]
T-9	Remove all sediment and erosion control measures after re-vegetation has become well-established. [Clean Water Act]



MATTHEW G. BEVIN
GOVERNOR

CHARLES G. SNAVELY
SECRETARY

ENERGY AND ENVIRONMENT CABINET
DEPARTMENT FOR ENVIRONMENTAL PROTECTION

AARON B. KEATLEY
COMMISSIONER

300 SOWER BOULEVARD
FRANKFORT, KENTUCKY 40601

August 30, 2016

David Waldner
KYTC Environmental Analysis
200 Mero St
Frankfort, KY 40622

Re: Water Quality Certification # 2014-071-7R
US 68 - Nicholas Co
KYTC Item No.: 7-310.30
AI No.: 6285; Activity ID: APE20160001
USACE ID No.: LRL-2014-221-jea
UT of Hinkston Creek, Laysons Branch, UT of
Laysons Branch, and adjacent wetlands
Nicholas County, Kentucky

Dear Mr. Waldner:

Pursuant to Section 401 of the Clean Water Act (CWA), the Commonwealth of Kentucky certifies it has reasonable assurances that applicable water quality standards under Kentucky Administrative Regulations Title 401, Chapter 10, established pursuant to Sections 301, 302, 303, 304, 306, and 307 of the CWA, will not be violated by the above referenced project provided that the U.S. Army Corps of Engineers authorizes the activity under 33 CFR part 330, and the attached conditions are met.

All future correspondence on this project must reference **AI No. 6285**. **The attached document is your official Water Quality Certification; please read it carefully.** If you should have any questions concerning the conditions of this water quality certification, please contact Cody Thayer of my staff at 502-782-7090 or Cody.Thayer@ky.gov.

Sincerely,

A handwritten signature in cursive script that reads "Stephanie Hayes".

Stephanie Hayes, Supervisor
Water Quality Certification Section
Kentucky Division of Water

cc: Roy Collins, KYTC: Frankfort (via email: RoyC.Collins@ky.gov)
Lee Andrews, USFWS: Frankfort (via email: Teresa_Hyatt@fws.gov)
Robert Daniell, KDOW: Frankfort Regional Office (via email: Robert.Daniell@ky.gov)
Chad VonGruenigen, KDOW: Licking River Basin Coordinator (via email Chad.VonGruenigen@ky.gov)



MATTHEW G. BEVIN
GOVERNOR

CHARLES G. SNAVELY
SECRETARY

ENERGY AND ENVIRONMENT CABINET
Department for Environmental Protection

AARON B. KEATLEY
COMMISSIONER

300 SOWER BOULEVARD
FRANKFORT, KENTUCKY 40601

ATTENTION APPLICANT

If your project involves one or more of the following activities, you may need more than one permit from the Kentucky Division of Water.

- *building in a floodplain *road culvert in a stream**
- *streambank stabilization *stream cleanout**
- *utility line crossing a stream**
- *construction sites greater than 1 acre**

- **Construction sites greater than 1 acre will require the filing of a Notice of Intent to be covered under the KPDES General Stormwater Permit. This permit requires the creation of an erosion control plan.**

Contact: Surface Water Permits Branch (SWPB) Support at SWPBsupport@ky.gov

- **Projects that involve filling in the floodplain will require a floodplain construction permit from the Water Resources Branch.**

Contact: Ron Dutta at (502) 782-6941

- **Projects that involve work IN a stream, such as bank stabilization, road culverts, utility line crossings, and stream alteration will require a floodplain permit and a Water Quality Certification from the Division of Water.**

Contact: Stephanie Hayes at (502) 782-6970

A complete listing of environmental programs administered by the Kentucky Department for Environmental Protection is available from Pete Goodmann by calling (502) 782-6956.

GENERAL CONDITIONS FOR WATER QUALITY CERTIFICATION

1. Measures shall be taken to prevent or control spills of fuels, lubricants, or other toxic materials used in construction from entering the watercourse.
2. All dredged material shall be removed to an upland location and/or graded on adjacent areas (so long as such areas are not regulated wetlands), to obtain original streamside elevations, i.e. overbank flooding shall not be artificially obstructed.
3. In areas not riprapped or otherwise stabilized, revegetation of stream banks and riparian zones shall occur concurrently with project progression. At a minimum, revegetation will approximate pre-disturbance conditions.
4. To the maximum extent practicable, all instream work under this certification shall be performed during low flow.
5. Heavy equipment, e.g. bulldozers, backhoes, draglines, etc., if required for this project, should not be used or operated within the stream channel. In those instances where such instream work is unavoidable, then it shall be performed in such a manner and duration as to minimize resuspension of sediments and disturbance to substrates and bank or riparian vegetation.
6. Any fill or riprap including refuse fill, shall be of such composition that it will not adversely affect the biological, chemical, or physical properties of the receiving waters and/or cause violations of water quality standards. If riprap is utilized, it is to be of such weight and size that bank stress or slump conditions will not be created because of its placement.
7. If there are water supply intakes located downstream that may be affected by increased turbidity and suspended solids, the permittee shall notify the operator when work will be done.
8. Removal of existing riparian vegetation should be restricted to the minimum necessary for project construction.
9. Should evidence of stream pollution or jurisdictional wetland impairment and/or violations of water quality standards occur as a result of this activity (either from a spill or other forms of water pollution), the Kentucky Division of Water shall be notified immediately by calling 800/928-2380.

KTC Water Quality Certification

US 68 - Nicholas Co
Facility Requirements
Permit Number: 2014-071-7R
Activity ID No.:APE20160001

ACTV000000002 (KYTC 7-310.30) US 68 Relocation:

Submittal/Action Requirements:

Condition No.	Condition
S-1	The KYTC must notify the Division : Due prior to any construction activity. Notify the WQC Section of the KDOW at (502) 782-7090 at least two weeks prior to construction. [Clean Water Act]
S-2	All Mitigation required by the United States Army Corps of Engineers shall be paid to the Kentucky Department of Fish and Wildlife Resources, Wetland and Stream In-Lieu Fee Mitigation Program and/or credits shall be debited from an approved mitigation bank. A receipt and/or ledger shall be submitted to the Kentucky Division of Water, 401 Water Quality Certification Section Project Manager before the beginning of project activities. [Clean Water Act]
S-3	The KYTC must notify the Division : Due when construction is complete. Notify the WQC Section of the KDOW at (502) 782-7090 no later than two weeks post-construction. [Clean Water Act]

Narrative Requirements:

Condition No.	Condition
T-1	The work approved by this certification shall be limited to: -the loss of 1255 linear feet of ephemeral stream channel (Stations 657+50, 720+00, 842+22, 863+43) due to fill. -the loss of 2765 linear feet of intermittent stream channel (Stations 660+00, 677+00, 713+00-718+50, 770+76, 776+55, 813+80, 848+48) due to fill. -the loss of 2125 perennial stream channel (Stations 684+00-688+60, 699+39, 784+25, 872+00, 875+50) due to fill. - the loss of 0.02 acres of PEM wetland (Station 657+50) due to the placement of fill material. [Clean Water Act]
T-2	All work performed under this certification shall adhere to the design and specifications set forth in the application package titled "U.S 68 Nicholas County Item No. 7-310.30", received by the KDOW on July 14, 2014. [Clean Water Act]
T-3	The KYTC is responsible for preventing degradation of waters of the Commonwealth from soil erosion. An erosion and sedimentation control plan must be designed, implemented, and maintained in effective operating condition at all times during construction. [Clean Water Act]
T-4	The Division of Water reserves the right to modify or revoke this certification should it be determined that the activity is in noncompliance with any condition set forth in this certification. [Clean Water Act]

KTC Water Quality Certification

US 68 - Nicholas Co
Facility Requirements
Permit Number: 2014-071-7R
Activity ID No.: APE20160001

ACTV0000000002 (KYTC 7-310.30) US 68 Relocation:

Narrative Requirements:

Condition No.	Condition
T-5	If construction does not commence within three years of the date of this letter, this certification will become void. A letter requesting a renewal should be submitted. [Clean Water Act]
T-6	Other permits from the Division of Water may be required for this activity. If this activity occurs within a floodplain, a Permit to Construct Across or Along a Stream may be required. If the project will disturb one acre or more of land, or is part of a larger common plan of development or sale that will ultimately disturb one acre or more of land, a Kentucky Pollution Discharge Elimination System (KPDES) stormwater permit shall be required from the Surface Water Permits Branch. This permit requires the development of a Stormwater Pollution Prevention Plan (SWPPP). The SWPPP must include erosion prevention and sediment control measures. Contact: Surface Water Permits Branch (SWPB) Support (502-564-3410 or SWPBsupport@ky.gov). [Clean Water Act]
T-7	Mitigation for impacts shall begin prior to or concurrently with impacts. [Clean Water Act]
T-8	Check dams are not allowed within the stream channel. [Clean Water Act]
T-9	Remove all sediment and erosion control measures after re-vegetation has become well-established. [Clean Water Act]

Special Note`

Filing of eNOI for KPDES Construction Stormwater Permit

County: Bourbon-Nicholas

Route: US-68

Item No.: 7-310.3

KDOW Submittal ID: 113430

Project Description:

**GRADE, DRAIN & SURFACING ALONG US 68 EAST OF BOURBON
NICHOLAS COUNTY LINE TO KY 1455**

A Notice of Intent for obtaining coverage under the Kentucky Pollutant Discharge Elimination System (KPDES) General Permit for Stormwater Discharges Associated with Construction Activities (KYR10) has been drafted, a copy of which is attached. Upon award, the Contractor will be identified in Section III of the form as “Building Contractor” and it will be submitted for approval to the Kentucky Division of Water. The Contractor shall be responsible for advancing the work in a manner that is compliant with all applicable and appropriate KYTC specifications for sediment and erosion control as well as meeting the requirements of the KYR10 permit and the KDOW.

If there are any questions regarding this note, please contact David Waldner, Director, Division of Environmental Analysis, TCOB, 200 Mero Street, Frankfort, KY 40622, Phone: (502) 564-7250.

Thank you for submitting your information via the Kentucky Department for Environmental Protection eForms website. Please save a copy of this submittal for your records. We recommend saving a copy as a .mht, .html, or .htm file.
 The Submittal ID for this transaction is 113430 and was submitted on October 30, 2017 01:02 PM Eastern Time. If you need to contact DEP regarding your submission, please reference your Submittal ID.

The eForm Submittal ID allows you to use the data from this submittal as a template and/or download a copy of your submittal.

<p>KPDES.img</p>	<p style="text-align: center;">KENTUCKY POLLUTION DISCHARGE ELIMINATION SYSTEM (KPDES)</p> <p>Notice of Intent (NOI) for coverage of Storm Water Discharge Associated with Construction Activities Under the KPDES Storm Water General Permit KYR100000</p> <p style="text-align: center;">Click here for Instructions (Controls/KPDES_FormKYR10_Instructions.htm)</p> <p>Click here to obtain information and a copy of the KPDES General Permit. (http://dep.ky.gov/formslibrary/Documents/KYR10PermitPage.pdf)</p> <p>(*) indicates a required field; (æ) indicates a field may be required based on user input or is an optionally required field</p>
------------------	---

<p>Reason for Submittal:(*)</p> <p>Application for New Permit Coverage</p>	<p>Agency Interest ID:</p> <p>Agency Interest ID</p>	<p>Permit Number:(✓)</p> <p>KPDES Permit Number</p>
---	---	--

If change to existing permit coverage is requested, describe the changes for which modification of coverage is being sought:(✓)

ELIGIBILITY:
 Stormwater discharges associated with construction activities disturbing individually one (1) acre or more, including, in the case of a common plan of development, contiguous construction activities that cumulatively equal one (1) acre or more of disturbance.

EXCLUSIONS:
 The following are excluded from coverage under this general permit:
 1) Are conducted at or on properties that have obtained an individual KPDES permit for the discharge of other wastewaters which requires the development and implementation of a Best Management Practices (BMP) plan;
 2) Any operation that the DOW determines an individual permit would better address the discharges from that operation;
 3) Any project that discharges to an Impaired Water listed in the most recent Integrated Report, Å9305(b) as impaired for sediment and for which an approved TMDL has been developed.

SECTION I -- FACILITY OPERATOR INFORMATION (PERMITTEE)

<p>Company Name:(✓)</p> <p>KYTC</p>	<p>First Name:(✓)</p> <p>Kelly</p>	<p>M.I.:</p> <p>MI</p>	<p>Last Name:(✓)</p> <p>Baker</p>
<p>Mailing Address:(*)</p> <p>763 West New Circle Road</p>	<p>City:(*)</p> <p>Lexington</p>	<p>State:(*)</p> <p>Kentucky</p>	<p>Zip:(*)</p> <p>40511</p>
<p>eMail Address:(*)</p> <p>kelly.baker@kytc.com</p>	<p>Business Phone:(*)</p> <p>(502) 346-7355</p>	<p>Alternate Phone:</p> <p>Blank</p>	

SECTION II -- GENERAL SITE LOCATION INFORMATION

Project Name:(*)		Status of Owner/Operator(*)		SIC Code(*)	
US 68 from Millersburg to KY 32		State Government			
Company Name:(✓)		M.I.:		Last Name:(✓)	
KYTC		MI		Baker	
Site Physical Address:(*)					
Bourbon County Line US 68 East of Millersburg to KY 1455					
City:(*)		State:(*)		Zip:(*)	
Millersburg		Kentucky		40348	
County:(*)		Latitude(decimal degrees)(*) DMS to DD Converter (https://www.fcc.gov/media/radio/dms-decimal)		Longitude(decimal degrees)(*)	
Bourbon		38.325000		-84.083333	

SECTION III -- SPECIFIC SITE ACTIVITY INFORMATION

Project Description:(*)	
Grade, Drain and Surfacing of US 68 from County Line to KY 1455	
a. For single projects provide the following information	
Total Number of Acres in Project:(✓)	Total Number of Acres Disturbed:(✓)
210	210
Anticipated Start Date:(✓)	Anticipated Completion Date:(✓)
11/15/2018	6/1/2020
b. For common plans of development provide the following information	
Total Number of Acres in Project:(✓)	Total Number of Acres Disturbed:(✓)
# Acre(s)	# Acre(s)
Number of individual lots in development, if applicable:(✓)	Number of lots in development:(✓)
# lot(s)	# lot(s)
Total acreage of lots intended to be developed:(✓)	Number of acres intended to be disturbed at any one time:(✓)
Project Acres	Disturbed Acres
Anticipated Start Date:(✓)	Anticipated Completion Date:(✓)

List Building Contractor(s) at the time of Application: (*)

Company Name

SECTION IV -- IF THE PERMITTED SITE DISCHARGES TO A WATER BODY THE FOLLOWING INFORMATION IS REQUIRED

Discharge Point(s):

Unnamed Tributary2	Latitude	Longitude	Receiving Water Name
No	38.315417	-84.131617	Brushy Creek

SECTION V -- IF THE PERMITTED SITE DISCHARGES TO A MS4 THE FOLLOWING INFORMATION IS REQUIRED

Name of MS4:

Date of application/notification to the MS4 for construction site permit coverage:

Date

Discharge Point(s): (*)

Latitude	Longitude

SECTION VI -- WILL THE PROJECT REQUIRE CONSTRUCTION ACTIVITIES IN A WATER BODY OR THE RIPARIAN ZONE?

Will the project require construction activities in a water body or the riparian zone?: (*)

No

If Yes, describe scope of activity: (✓)

describe scope of activity

Is a Clean Water Act 404 permit required?: (*)

No

Is a Clean Water Act 401 Water Quality Certification required?: (*)

No

SECTION VII -- NOI PREPARER INFORMATION

First Name: (*)

M.I.:

Last Name: (*)

Company Name: (*)

Clinton	MI	Smith	KYTC
Mailing Address:(*)		City:(*)	State:(*)
763 West New Circle Road		Lexington	Kentucky
eMail Address:(*)		Business Phone:(*)	Zip:(*)
clinton.smith@ky.gov		859-246-2355	40511
		Alternate Phone:	Phone

SECTION VIII -- ATTACHMENTS

Facility Location Map:(*)

Upload file

Files	
07_310_30_ENOI_EXHIBIT_NO_1.pdf (648KB)	Remove

Upload file

Files	
7-310 ~ Point Discharge Coordinates.xlsx (13.0KB)	Remove

SECTION IX -- CERTIFICATION

I certify under penalty of law that this document and all attachments were prepared under my direction or supervision in accordance with a system designed to assure that qualified personnel properly gather and evaluate the information submitted. Based on my inquiry of the person or persons who manage the system, or those persons directly responsible for gathering the information submitted is, to the best of my knowledge and belief, true, accurate, and complete. I am aware that there are significant penalties for submitting false information, including the possibility of fine and imprisonment for knowing violations.

Signature:(*)

Stuart Goodpaster

Title:(*)

Transportation Engineer I

First Name:(*)

Stuart

Last Name:(*)

Goodpaster

M.I.:

MI

eMail Address:(*)

stuart.goodpaster@ky.gov

Business Phone:(*)

859-246-2355

Signature Date:(*)

10/30/2017

Alternate Phone:

Phone

[Click to Save Values for Future Retrieval](#) [Click to Submit to DEP](#)

KyTC BMP Plan for Project CID ## - #####



Kentucky Transportation Cabinet

Highway District Seven

And

_____ **(2), Construction**

Kentucky Pollutant Discharge Elimination System

Permit KYR10

Best Management Practices (BMP) plan

Groundwater protection plan

For Highway Construction Activities

For

Nicholas County

Paris-Maysville Road (US 68)

Project: CID ## - #####

KPDES BMP Plan Page 1 of 15

Revised 3/4/2016

KyTC BMP Plan for Project CID ## -

Project information

Note – (1) = Design (2) = Construction (3) = Contractor

1. Owner – *Kentucky Transportation Cabinet, District Seven*
2. Resident Engineer: (2)
3. Contractor name: (2)
Address: (2)

Phone number: (2)
Contact: (2)
Contractors agent responsible for compliance with the KPDES permit requirements (3):
4. Project Control Number (2)
5. Route: *Paris-Maysville Road*
6. Latitude/Longitude: *38/19/30 North, 84/05/00 West*
7. County: Nicholas
8. Project start date (date work will begin): (2)
9. Projected completion date: (2)

KyTC BMP Plan for Project CID ## -

A. Site description:

1. Nature of Construction Activity: *Reconstruct US 68 from Millersburg to KY 1455 39, east of Nicholasville.*
2. Order of major soil disturbing activities (2) and (3)
3. Projected volume of material to be moved: *1,149,214 cu yds Excavation & 990,956 cu yds Embankment*
4. Estimate of total project area: *210.0 acres*
5. Estimate of area to be disturbed: *210.0 acres*
6. Post construction runoff coefficient will be included in the project drainage folder. Persons needing information pertaining to the runoff coefficient will contact the resident engineer to request this information (2)
7. Data describing existing soil condition: *The proposed US 68 relocation is situated on the Carlisle (1975) and Millersburg (1972) USGS Geologic Quadrangle maps. Based on the review of these geologic maps, the project is underlain by the Kope, Lexington Limestone and Clays Ferry Formations. These formations are Middle to Upper Ordovician in age. The Lexington Limestone can be further separated into the Tanglewood Limestone Member, Strodes Creek Member, Millersburg Member, and the Grier Limestone Member. These stratigraphic units are interbedded and inter-fingered with each other in the vicinity of the project.*

The Kope and Clays Ferry Formations are the predominate stratigraphic unit in the vicinity of the project. Bedrock of the Kope and Clays Ferry Formation consists of approximately 50 percent limestone, 40 percent shale and 10 percent siltstone. The limestone is gray, micrograined to coarsely crystalline grained, zones argillaceous, thin-to medium-bedded, rubbly/nodular bedded, fossiliferous, with shale stringers, partings and layers throughout. The shale is gray, irregularly bedded, limy, unevenly laminated and thin-bedded. Shale layers of the Kope and Clays Ferry Formations are generally less than 0.5 feet in thickness in the vicinity of the project. The siltstone is gray, micrograined to crystalline grained, fossiliferous and thin bedded.

Karst features were observed on the surface in the vicinity of the proposed US 68 relocation. Based on cores logged during this exploration, the bedrock is partially weathered with interbedded clay seams to approximate depths of 8.0 feet to 19.0 feet below top of

KyTC BMP Plan for Project CID ## -

bedrock. This is typical solution weathering that often occurs in karst prone areas.

No other detrimental geologic features are noted by the available mapping within the immediate vicinity of the proposed roadway. Data describing existing discharge water quality (2)

8. Receiving water name: *Brushy Creek and Unnamed Tributaries, Laysons Branch and Unnamed Tributaries*
9. TMDLs and Pollutants of Concern in Receiving Waters: (1 DEA)
10. Site map – Project layout sheet plus the erosion control sheets in the project plans that depict Disturbed Drainage Areas (DDAs) and related information. These sheets depict the existing project conditions with areas delineated by DDA (drainage area bounded by watershed breaks and right of way limits), the storm water discharge locations (either as a point discharge or as overland flow) and the areas that drain to each discharge point. These plans define the limits of areas to be disturbed and the location of control measures. Controls will be either site specific as designated by the designer or will be annotated by the contractor and resident engineer before disturbance commences. The project layout sheet shows the surface waters and wetlands.
11. Potential sources of pollutants:

The primary source of pollutants is solids that are mobilized during storm events. Other sources of pollutants include oil/fuel/grease from servicing and operating construction equipment, concrete washout water, sanitary wastes and trash/debris. (3)

B. Sediment and Erosion Control Measures:

1. Plans for highway construction projects will include erosion control sheets that depict Disturbed Drainage Areas (DDAs) and related information. These plan sheets will show the existing project conditions with areas delineated by DDA within the right of way limits, the discharge points and the areas that drain to each discharge point. Project managers and designers will analyze the DDAs and identify Best Management Practices (BMPs) that are site specific. The balance of the BMPs for the project will be listed in the bid documents for selection and use by the contractor on the project with approval by the resident engineer.

KyTC BMP Plan for Project CID ## -

Projects that do not have DDAs annotated on the erosion control sheets will employ the same concepts for development and managing BMP plans.

2. Following award of the contract, the contractor and resident engineer will annotate the erosion control sheets showing location and type of BMPs for each of the DDAs that will be disturbed at the outset of the project. This annotation will be accompanied by an order of work that reflects the order or sequence of major soil moving activities. The remaining DDAs are to be designated as “Do Not Disturb” until the contractor and resident engineer prepare the plan for BMPs to be employed. The initial BMP’s shall be for the first phase (generally Clearing and Grubbing) and shall be modified as needed as the project changes phases. The BMP Plan will be modified to reflect disturbance in additional DDA’s as the work progresses. All DDA’s will have adequate BMP’s in place before being disturbed.

3. As DDAs are prepared for construction, the following will be addressed for the project as a whole or for each DDA as appropriate:
 - Construction Access – This is the first land-disturbing activity. As soon as construction begins, bare areas will be stabilized with gravel and temporary mulch and/or vegetation.
 - At the beginning of the project, all DDAs for the project will be inspected for areas that are a source of storm water pollutants. Areas that are a source of pollutants will receive appropriate cover or BMPs to arrest the introduction of pollutants into storm water. Areas that have not been opened by the contractor will be inspected periodically (once per month) to determine if there is a need to employ BMPs to keep pollutants from entering storm water.
 - Clearing and Grubbing – The following BMP’s will be considered and used where appropriate.
 - Leaving areas undisturbed when possible.
 - Silt basins to provide silt volume for large areas.
 - Silt Traps Type A for small areas.
 - Silt Traps Type C in front of existing and drop inlets which are to be saved
 - Diversion ditches to catch sheet runoff and carry it to basins or traps or to divert it around areas to be disturbed.
 - Brush and/or other barriers to slow and/or divert runoff.
 - Silt fences to catch sheet runoff on short slopes. For longer slopes, multiple rows of silt fence may be considered.

KyTC BMP Plan for Project CID ## -

- Temporary Mulch for areas which are not feasible for the fore mentioned types of protections.
- Non-standard or innovative methods.
- Cut & Fill and placement of drainage structures - The BMP Plan will be modified to show additional BMP's such as:
 - Silt Traps Type B in ditches and/or drainways as they are completed
 - Silt Traps Type C in front of pipes after they are placed
 - Channel Lining
 - Erosion Control Blanket
 - Temporary mulch and/or seeding for areas where construction activities will be ceased for 21 days or more.
 - Non-standard or innovative methods
- Profile and X-Section in place – The BMP Plan will be modified to show elimination of BMP's which had to be removed and the addition of new BMP's as the roadway was shaped. Probably changes include:
 - Silt Trap Type A, Brush and/or other barriers, Temporary Mulch, and any other BMP which had to be removed for final grading to take place.
 - Additional Silt Traps Type B and Type C to be placed as final drainage patterns are put in place.
 - Additional Channel Lining and/or Erosion Control Blanket.
 - Temporary Mulch for areas where Permanent Seeding and Protection cannot be done within 21 days.
 - Special BMP's such as Karst Policy
- Finish Work (Paving, Seeding, Protect, etc.) – A final BMP Plan will result from modifications during this phase of construction. Probably changes include:
 - Removal of Silt Traps Type B from ditches and drainways if they are protected with other BMP's which are sufficient to control erosion, i.e. Erosion Control Blanket or Permanent Seeding and Protection on moderate grades.
 - Permanent Seeding and Protection
 - Placing Sod
 - Planting trees and/or shrubs where they are included in the project
- BMP's including Storm Water Management Devices such as velocity dissipation devices and Karst policy BMP's to be installed during construction to control the pollutants in storm water discharges that will occur after construction has been completed are : (1)

KyTC BMP Plan for Project CID ## -

C. Other Control Measures

1. No solid materials, including building materials, shall be discharged to waters of the commonwealth, except as authorized by a Section 404 permit.
2. Waste Materials

All waste materials that may leach pollutants (paint and paint containers, caulk tubes, oil/grease containers, liquids of any kind, soluble materials, etc.) will be collected and stored in appropriate covered waste containers. Waste containers shall be removed from the project site on a sufficiently frequent basis as to not allow wastes to become a source of pollution. All personnel will be instructed regarding the correct procedure for waste disposal. Wastes will be disposed in accordance with appropriate regulations. Notices stating these practices will be posted in the office.

3. Hazardous Waste

All hazardous waste materials will be managed and disposed of in the manner specified by local or state regulation. The contractor shall notify the Section Engineer if there any hazardous wastes being generated at the project site and how these wastes are being managed. Site personnel will be instructed with regard to proper storage and handling of hazardous wastes when required. The Transportation Cabinet will file for generator, registration when appropriate, with the Division of Waste Management and advise the contractor regarding waste management requirements.

4. Spill Prevention

The following material management practices will be used to reduce the risk of spills or other exposure of materials and substances to the weather and/or runoff.

➤ **Good Housekeeping:**

The following good housekeeping practices will be followed onsite during the construction project.

- An effort will be made to store only enough product required to do the job
- All materials stored onsite will be stored in a neat, orderly manner in their appropriate containers and, if possible, under a roof or other enclosure
- Products will be kept in their original containers with the original manufacturer's label

KyTC BMP Plan for Project CID ## -

- Substances will not be mixed with one another unless recommended by the manufacturer
- Whenever possible, all of the product will be used up before disposing of the container
- Manufacturers' recommendations for proper use and disposal will be followed
- The site contractor will inspect daily to ensure proper use and disposal of materials onsite

➤ **Hazardous Products:**

These practices will be used to reduce the risks associated with any and all hazardous materials.

- Products will be kept in original containers unless they are not resealable
- Original labels and material safety data sheets (MSDS) will be reviewed and retained
- Contractor will follow procedures recommended by the manufacturer when handling hazardous materials
- If surplus product must be disposed of, manufacturers' or state/local recommended methods for proper disposal will be followed

The following product-specific practices will be followed onsite:

➤ **Petroleum Products:**

Vehicles and equipment that are fueled and maintained on site will be monitored for leaks, and receive regular preventative maintenance to reduce the chance of leakage. Petroleum products onsite will be stored in tightly sealed containers, which are clearly labeled and will be protected from exposure to weather.

The contractor shall prepare an Oil Pollution Spill Prevention Control and Countermeasure plan when the project that involves the storage of petroleum products in 55 gallon or larger containers with a total combined storage capacity of 1,320 gallons. This is a requirement of 40 CFR 112.

This project (will / will not) (3) have over 1,320 gallons of petroleum products with a total capacity, sum of all containers 55 gallon capacity and larger.

➤ **Fertilizers:**

Fertilizers will be applied at rates prescribed by the contract, standard specifications or as directed by the resident engineer. Once applied, fertilizer will be covered with mulch or blankets or worked into the soil to limit exposure to

KyTC BMP Plan for Project CID ## -

storm water. Storage will be in a covered shed. The contents of any partially used bags of fertilizer will be transferred to a sealable plastic bin to avoid spills.

➤ **Paints:**

All containers will be tightly sealed and stored indoors or under roof when not being used. Excess paint or paint wash water will not be discharged to the drainage or storm sewer system but will be properly disposed of according to manufacturers' instructions or state and local regulations.

➤ **Concrete Truck Washout:**

Concrete truck mixers and chutes will not be washed on pavement, near storm drain inlets, or within 75 feet of any ditch, stream, wetland, lake, or sinkhole. Where possible, excess concrete and wash water will be discharged to areas prepared for pouring new concrete, flat areas to be paved that are away from ditches or drainage system features, or other locations that will not drain off site. Where this approach is not possible, a shallow earthen wash basin will be excavated away from ditches to receive the wash water

➤ **Spill Control Practices**

In addition to the good housekeeping and material management practices discussed in the previous sections of this plan, the following practices will be followed for spill prevention and cleanup:

- Manufacturers' recommended methods for spill cleanup will be clearly posted. All personnel will be made aware of procedures and the location of the information and cleanup supplies.
- Materials and equipment necessary for spill cleanup will be kept in the material storage area. Equipment and materials will include as appropriate, brooms, dust pans, mops, rags, gloves, oil absorbents, sand, sawdust, and plastic and metal trash containers.
- All spills will be cleaned up immediately after discovery.
- The spill area will be kept well ventilated and personnel will wear appropriate protective clothing to prevent injury from contact with a hazardous substance.
- Spills of toxic or hazardous material will be reported to the appropriate state/local agency as required by KRS 224 and applicable federal law.
- The spill prevention plan will be adjusted as needed to prevent spills from reoccurring and improve spill response and cleanup.
- Spills of products will be cleaned up promptly. Wastes from spill clean up will be disposed in accordance with appropriate regulations.

KyTC BMP Plan for Project CID ## -

D. Other State and Local Plans

This BMP plan shall include any requirements specified in sediment and erosion control plans, storm water management plans or permits that have been approved by other state or local officials. Upon submittal of the NOI, other requirements for surface water protection are incorporated by reference into and are enforceable under this permit (even if they are not specifically included in this BMP plan). This provision does not apply to master or comprehensive plans, non-enforceable guidelines or technical guidance documents that are not identified in a specific plan or permit issued for the construction site by state or local officials. (1)

E. Maintenance

1. The BMP plan shall include a clear description of the maintenance procedures necessary to keep the control measures in good and effective operating condition.
 - Maintenance of BMPs during construction shall be a result of weekly and post rain event inspections with action being taken by the contractor to correct deficiencies.
 - Post Construction maintenance will be a function of normal highway maintenance operations. Following final project acceptance by the cabinet, district highway crews will be responsible for identification and correction of deficiencies regarding ground cover and cleaning of storm water BMPs. The project manager shall identify any BMPs that will be for the purpose of post construction storm water management with specific guidance for any non-routine maintenance. (1)

F. Inspections

Inspection and maintenance practices that will be used to maintain erosion and sediment controls:

- All erosion prevention and sediment control measures will be inspected at least once each week and following any rain of one-half inch or more.
- Inspections will be conducted by individuals that have successfully completed the KEPSC-RI course as required by Section 213.02.02 of the Standard Specifications for Road and Bridge Construction, current edition.

KyTC BMP Plan for Project CID ## -

- Inspection reports will be written, signed, dated, and kept on file.
- Areas at final grade will be seeded and mulched within 14 days.
- Areas that are not at final grade where construction has ceased for a period of 21 days or longer and soil stock piles shall receive temporary mulch no later than 14 days from the last construction activity in that area.
- All measures will be maintained in good working order; if a repair is necessary, it will be initiated within 24 hours of being reported.
- Built-up sediment will be removed from behind the silt fence before it has reached halfway up the height of the fence.
- Silt fences will be inspected for bypassing, overtopping, undercutting, depth of sediment, tears, and to ensure attachment to secure posts.
- Sediment basins will be inspected for depth of sediment, and built-up sediment will be removed when it reaches 50 percent of the design capacity and at the end of the job.
- Diversion dikes and berms will be inspected and any breaches promptly repaired. Areas that are eroding or scouring will be repaired and re-seeded / mulched as needed.
- Temporary and permanent seeding and mulching will be inspected for bare spots, washouts, and healthy growth. Bare or eroded areas will be repaired as needed.
- All material storage and equipment servicing areas that involve the management of bulk liquids, fuels, and bulk solids will be inspected weekly for conditions that represent a release or possible release of pollutants to the environment.

G. Non – Storm Water discharges

It is expected that non-storm water discharges may occur from the site during the construction period. Examples of non-storm water discharges include:

- Water from water line flushings.
- Water from cleaning concrete trucks and equipment.
- Pavement wash waters (where no spills or leaks of toxic or hazardous materials have occurred).
- Uncontaminated groundwater and rain water (from dewatering during excavation).

All non-storm water discharges will be directed to the sediment basin or to a filter fence enclosure in a flat vegetated infiltration area or be filtered via another approved commercial product.

KyTC BMP Plan for Project CID ## - ####

H. Groundwater Protection Plan (3)

This plan serves as the groundwater protection plan as required by 401 KAR 5:037.

➤ Contractors statement: (3)

The following activities, as enumerated by 401 KAR 5:037 Section 2 that require the preparation and implementation of a groundwater protection plan, will or may be may be conducted as part of this construction project:

_____ 2. (e) land treatment or land disposal of a pollutant;

_____ 2. (f) Storing, ..., or related handling of hazardous waste, solid waste or special waste, ..., in tanks, drums, or other containers, or in piles, (This does not include wastes managed in a container placed for collection and removal of municipal solid waste for disposal off site);

_____ 2. (g) Handling of materials in bulk quantities (equal or greater than 55 gallons or 100 pounds net dry weight transported held in an individual container) that, if released to the environment, would be a pollutant;

_____ 2. (j) Storing or related handling of road oils, dust suppressants,, at a central location;

_____ 2. (k) Application or related handling of road oils, dust suppressants or deicing materials, (does not include use of chloride-based deicing materials applied to roads or parking lots);

_____ 2. (m) Installation, construction, operation, or abandonment of wells, bore holes, or core holes, (this does not include bore holes for the purpose of explosive demolition);

Or, check the following only if there are no qualifying activities

_____ There are no activities for this project as listed in 401 KAR 5:037 Section 2 that require the preparation and implementation of a groundwater protection plan.

The contractor is responsible for the preparation of a plan that addresses the

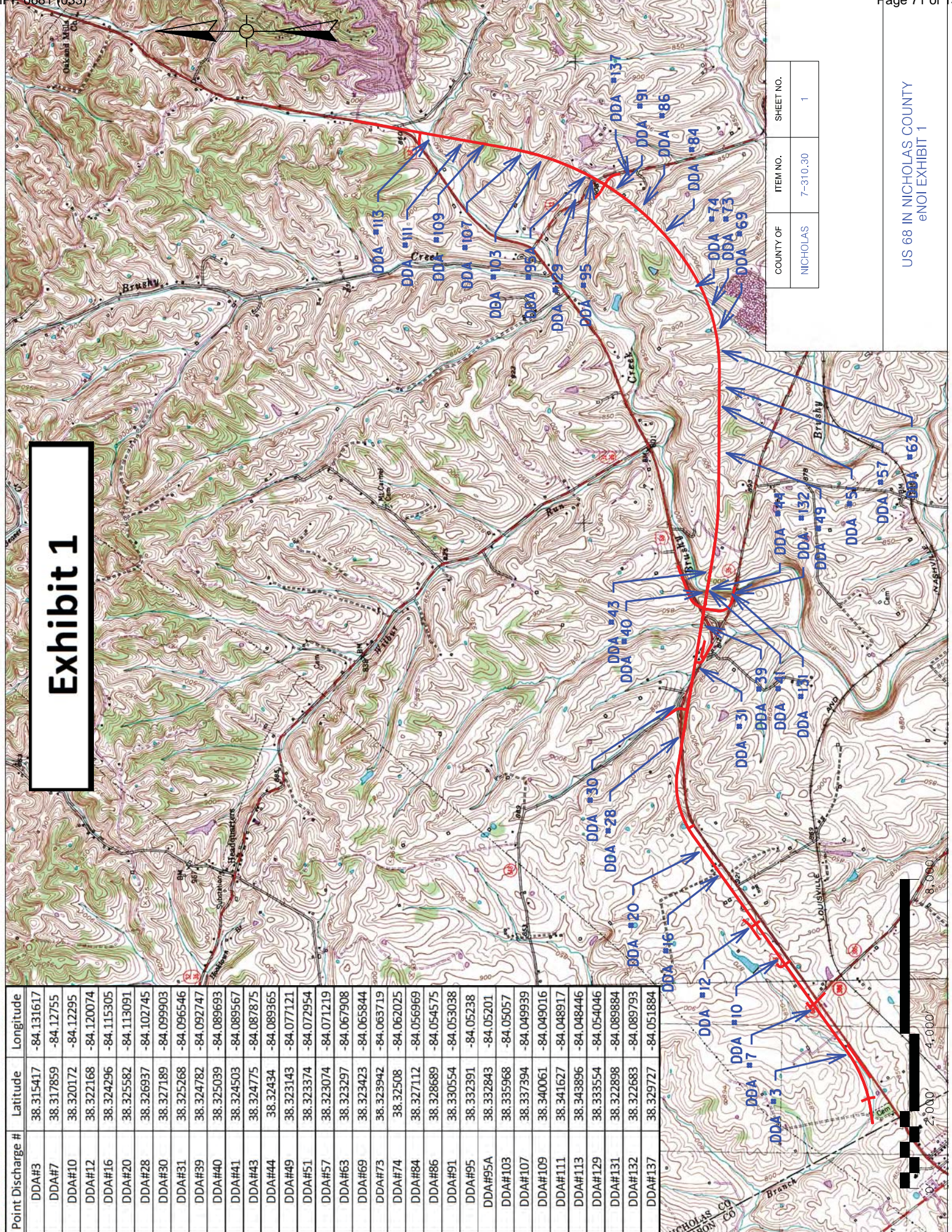
401 KAR 5:037 Section 3. (3) Elements of site specific groundwater protection plan:

(a) General information about this project is covered in the Project information;

KyTC BMP Plan for Project CID ## -

- (b) Activities that require a groundwater protection plan have been identified above;
- (c) Practices that will protect groundwater from pollution are addressed in section C. Other control measures.
- (d) Implementation schedule – all practices required to prevent pollution of groundwater are to be in place prior to conducting the activity;
- (e) Training is required as a part of the ground water protection plan. All employees of the contractor, sub-contractor and resident engineer personnel will be trained to understand the nature and requirements of this plan as they pertain to their job function(s). Training will be accomplished within one week of employment and annually thereafter. A record of training will be maintained by the contractor with a copy provide to the resident engineer.
- (f) Areas of the project and groundwater plan activities will be inspected as part of the weekly sediment and erosion control inspections
- (g) Certification (see signature page.)

Exhibit 1



Point Discharge #	Latitude	Longitude
DDA#3	38.315417	-84.131617
DDA#7	38.317859	-84.12755
DDA#10	38.320172	-84.12295
DDA#12	38.322168	-84.120074
DDA#16	38.324296	-84.115305
DDA#20	38.325582	-84.113091
DDA#28	38.326937	-84.102745
DDA#30	38.327189	-84.099903
DDA#31	38.325268	-84.096546
DDA#39	38.324782	-84.092747
DDA#40	38.325039	-84.089693
DDA#41	38.324503	-84.089567
DDA#43	38.324775	-84.087875
DDA#44	38.32434	-84.089365
DDA#49	38.323143	-84.077121
DDA#51	38.323374	-84.072954
DDA#57	38.323074	-84.071219
DDA#63	38.323297	-84.067908
DDA#69	38.323423	-84.065844
DDA#73	38.323942	-84.063719
DDA#74	38.32508	-84.062025
DDA#84	38.327112	-84.056969
DDA#86	38.328689	-84.054575
DDA#91	38.330554	-84.053038
DDA#95	38.332391	-84.05238
DDA#95A	38.332843	-84.05201
DDA#103	38.335968	-84.05057
DDA#107	38.337394	-84.049939
DDA#109	38.340061	-84.049016
DDA#111	38.341627	-84.048917
DDA#113	38.343896	-84.048446
DDA#129	38.333554	-84.054046
DDA#131	38.322898	-84.089884
DDA#132	38.322683	-84.089793
DDA#137	38.329727	-84.051884

COUNTY OF	ITEM NO.	SHEET NO.
NICHOLAS	7-310.30	1

US 68 IN NICHOLAS COUNTY
 eNOI EXHIBIT 1

KENTUCKY TRANSPORTATION CABINET COMMUNICATION ALL PROMISES (CAP)

Item Number
07-0310.30

County
BOURBON

Route
US 68

Project Manager
ky\stuart.goodpaster

CAP #	Date of Promise	Requestor	Location of Promise:	CAP Description
1	10/17/17	Larry Greenwell	P180	Contractor shall remove the frame barn and cistern on this parcel.
2	10/19/17	Larry Greenwell, D7 Property Manager	P115	Contractor is responsible for removal of the 2 story frame house, general barn, greenhouse and cisterns on this parcel. Buildings are not to be removed until Utilities have been connected to the Property Owner's new house.

PART II
SPECIFICATIONS AND STANDARD DRAWINGS

SPECIFICATIONS REFERENCE

Any reference in the plans or proposal to previous editions of the *Standard Specifications for Road and Bridge Construction* and *Standard Drawings* are superseded by *Standard Specifications for Road and Bridge Construction, Edition of 2012* and *Standard Drawings, Edition of 2016*.

SUPPLEMENTAL SPECIFICATIONS

The contractor shall use the Supplemental Specifications that are effective at the time of letting.
The Supplemental Specifications can be found at the following link:

<http://transportation.ky.gov/Construction/Pages/Kentucky-Standard-Specifications.aspx>

SPECIAL NOTE FOR PORTABLE CHANGEABLE MESSAGE SIGNS

This Special Note will apply when indicated on the plans or in the proposal.

1.0 DESCRIPTION. Furnish, install, operate, and maintain variable message signs at the locations shown on the plans or designated by the Engineer. Remove and retain possession of variable message signs when they are no longer needed on the project.

2.0 MATERIALS.

2.1 General. Use LED Variable Message Signs Class I, II, or III, as appropriate, from the Department's List of Approved Materials.

Unclassified signs may be submitted for approval by the Engineer. The Engineer may require a daytime and nighttime demonstration. The Engineer will make a final decision within 30 days after all required information is received.

2.2 Sign and Controls. All signs must:

- 1) Provide 3-line messages with each line being 8 characters long and at least 18 inches tall. Each character comprises 35 pixels.
- 2) Provide at least 40 preprogrammed messages available for use at any time. Provide for quick and easy change of the displayed message; editing of the message; and additions of new messages.
- 3) Provide a controller consisting of:
 - a) Keyboard or keypad.
 - b) Readout that mimics the actual sign display. (When LCD or LCD type readout is used, include backlighting and heating or otherwise arrange for viewing in cold temperatures.)
 - c) Non-volatile memory or suitable memory with battery backup for storing pre-programmed messages.
 - d) Logic circuitry to control the sequence of messages and flash rate.
- 4) Provide a serial interface that is capable of supporting complete remote control ability through land line and cellular telephone operation. Include communication software capable of immediately updating the message, providing complete sign status, and allowing message library queries and updates.
- 5) Allow a single person easily to raise the sign to a satisfactory height above the pavement during use, and lower the sign during travel.
- 6) Be Highway Orange on all exterior surfaces of the trailer, supports, and controller cabinet.
- 7) Provide operation in ambient temperatures from -30 to + 120 degrees Fahrenheit during snow, rain and other inclement weather.
- 8) Provide the driver board as part of a module. All modules are interchangeable, and have plug and socket arrangements for disconnection and reconnection. Printed circuit boards associated with driver boards have a conformable coating to protect against moisture.
- 9) Provide a sign case sealed against rain, snow, dust, insects, etc. The lens is UV stabilized clear plastic (polycarbonate, acrylic, or other approved material) angled to prevent glare.
- 10) Provide a flat black UV protected coating on the sign hardware, character PCB, and appropriate lens areas.
- 11) Provide a photocell control to provide automatic dimming.

- 12) Allow an on-off flashing sequence at an adjustable rate.
- 13) Provide a sight to aim the message.
- 14) Provide a LED display color of approximately 590 nm amber.
- 15) Provide a controller that is password protected.
- 16) Provide a security device that prevents unauthorized individuals from accessing the controller.
- 17) Provide the following 3-line messages preprogrammed and available for use when the sign unit begins operation:

/KEEP/RIGHT/=>=>=>/	/MIN/SPEED/**MPH/
/KEEP/LEFT/<<<</	/ICY/BRIDGE/AHEAD/ /ONE
/LOOSE/GRAVEL/AHEAD/	LANE/BRIDGE/AHEAD/
/RD WORK/NEXT/**MILES/	/ROUGH/ROAD/AHEAD/
/TWO WAY/TRAFFIC/AHEAD/	/MERGING/TRAFFIC/AHEAD/
/PAINT/CREW/AHEAD/	/NEXT/***/MILES/
/REDUCE/SPEED/**MPH/	/HEAVY/TRAFFIC/AHEAD/
/BRIDGE/WORK/***0 FT/	/SPEED/LIMIT/**MPH/
/MAX/SPEED/**MPH/	/BUMP/AHEAD/
/SURVEY/PARTY/AHEAD/	/TWO/WAY/TRAFFIC/

*Insert numerals as directed by the Engineer.
Add other messages during the project when required by the Engineer.

2.3 Power.

- 1) Design solar panels to yield 10 percent or greater additional charge than sign consumption. Provide direct wiring for operation of the sign or arrow board from an external power source to provide energy backup for 21 days without sunlight and an on-board system charger with the ability to recharge completely discharged batteries in 24 hours.

3.0 CONSTRUCTION. Furnish and operate the variable message signs as designated on the plans or by the Engineer. Ensure the bottom of the message panel is a minimum of 7 feet above the roadway in urban areas and 5 feet above in rural areas when operating. Use Class I, II, or III signs on roads with a speed limit less than 55 mph. Use Class I or II signs on roads with speed limits 55 mph or greater.

Maintain the sign in proper working order, including repair of any damage done by others, until completion of the project. When the sign becomes inoperative, immediately repair or replace the sign. Repetitive problems with the same unit will be cause for rejection and replacement.

Use only project related messages and messages directed by the Engineer, unnecessary messages lessen the impact of the sign. Ensure the message is displayed in either one or 2 phases with each phase having no more than 3 lines of text. When no message is needed, but it is necessary to know if the sign is operable, flash only a pixel.

When the sign is not needed, move it outside the clear zone or where the Engineer directs. Variable Message Signs are the property of the Contractor and shall be removed from the project when no longer needed. The Department will not assume ownership of these signs.

4.0 MEASUREMENT. The final quantity of Variable Message Sign will be

11

the actual number of individual signs acceptably furnished and operated during the project. The Department will not measure signs replaced due to damage or rejection.

5.0 PAYMENT. The Department will pay for the Variable Message Signs at the unit price each. The Department will not pay for signs replaced due to damage or rejection. Payment is full compensation for furnishing all materials, labor, equipment, and service necessary to, operate, move, repair, and maintain or replace the variable message signs. The Department will make payment for the completed and accepted quantities under the following:

<u>Code</u>	<u>Pay Item</u>	<u>Pay Unit</u>
02671	Portable Changeable Message Sign	Each

Effective June 15, 2012

9T

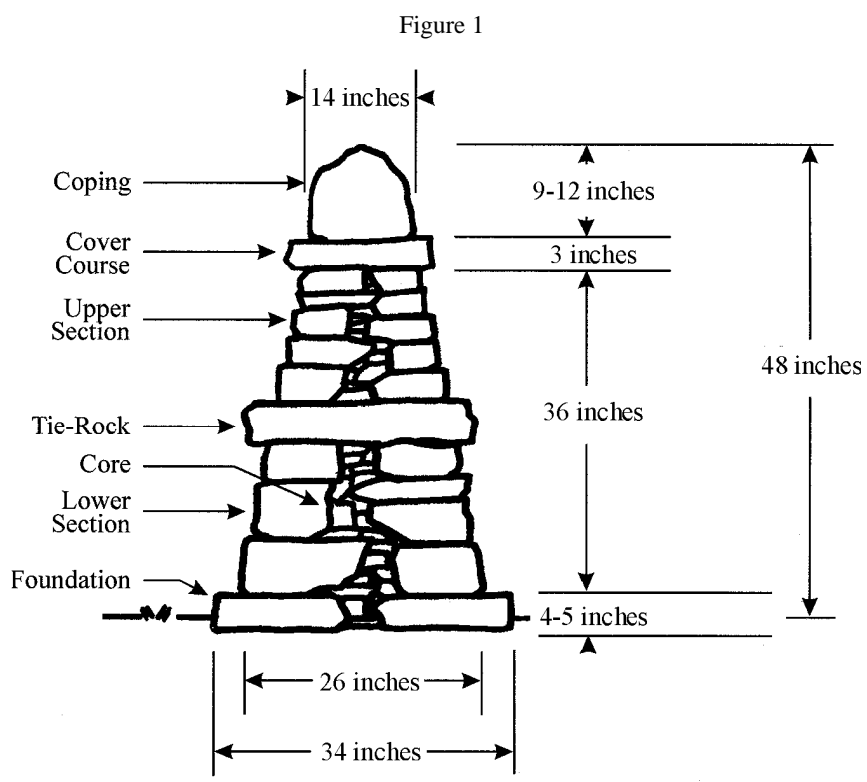
SPECIAL NOTE FOR DRY-LAID ROCK FENCES

This Special Note will apply when indicated on the plans or in the proposal. Section references herein are to the Department's 2012 Standard Specifications for Road and Bridge Construction.

1.0 DESCRIPTION. Preparation and construction of dry-laid rock fences.

2.0 MATERIALS. Move, store, and supply the rock at no expense to the Department. When relocating or repairing existing fences, use the original rock whenever possible. Dismantle existing fences manually or by methods that do not contaminate the rock with soil.

3.0 CONSTRUCTION. Lay out the fence line in advance to provide continuity in its appearance. Construct in close conformance to Figure 1. If the height of the fence differs from Figure 1, maintain a 1:6 batter.



3.1 Subgrade. Level and compact the subgrade. Remove all organic matter.

3.2 Foundation. Place foundation stones so their upper surfaces are level and lower surfaces are fully supported by the subgrade or through stone underpinning. Underpinning from the front is unacceptable. Assure that more than half of the width of each foundation stone extends under the lower course.

9T

3.3 Core. Use large stone when practical and continue with smaller stone until all gaps are filled. Interlock stones as much as possible.

3.4 Lower Course. Use the larger face stone on the lower course. Place so joints are overlapped. Point the long side of the stone in whenever possible. Fully support all face stones. Build one layer at a time, pack and level the core simultaneously. Level the lower course at 18 inches above the foundation for the tie rocks.

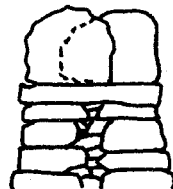
3.5 Tie Rocks. Place on 36-inches centers. Overlap lower course joints whenever possible. Use single stones that overhang the leveled lower course by 2 to 4 inches on both sides of the fence. Fully support all tie rocks.

3.6 Upper Coarse. Continue to place face stones around and over the tie rocks as on the lower course. Level the upper course at 3 feet above the foundation for the cover course.

3.7 Cover Course. Use single stones that overhang the leveled upper course by 2 to 3 inches. Fully support all cover stones.

3.8 Coping. Place a single cope on top of the cover course. Use stones that do not overhang the cover course. Angle the cope stones at 15 degrees sloping downhill. Keep the top surface of the cope at a leveled height between 9 and 12 inches. Drive in stone pins to level and lock in the cope. If requested by the landowner, the Engineer may require a double cope (figure 2). If a double cope is used, widen the fence from the foundation up to accommodate.


Figure 2



3.9 Pinning. Pin only when support is needed, not for appearance. Avoid using multiple pins, use one stone for one hole.

3.10 Wallheads. End fences with flush vertical wallheads using large stone for stability. Construct in close conformance to Figure 3.

Figure 3



9T

4.0 MEASUREMENT. The Department will measure the quantity of dry-laid rock fence in linear feet.

5.0 PAYMENT. The Department will make payment for the completed and accepted quantities under the following:

<u>Code</u>	<u>Pay Item</u>	<u>Pay Unit</u>
20063EN9T	Dry-laid Rock Fence	Linear Feet

The Department will consider payment as full compensation for all work required in this provision.

June 15, 2012

SPECIAL NOTE FOR TURF REINFORCING MAT

1.0 DESCRIPTION. Install turf reinforcement mat at locations specified in the Contract or as the Engineer directs. Section references herein are to the Department's 2012 Standard Specifications for Road and Bridge Construction.

2.0 MATERIALS.

2.1 Turf Reinforcement Mat (TRM). Use a Turf Reinforcement Mat defined as permanent rolled erosion control product composed of non-degradable synthetic fibers, filaments, nets, wire mesh and/or other elements, processed into a three-dimensional matrix of sufficient thickness and from the Department's List of Approved Materials. Mats must be 100% UV stabilized materials. For TRMs containing degradable components, all physical property values must be obtained on the non-degradable portion of the matting exclusively. Ensure product labels clearly show the manufacturer or supplier name, style name, and roll number. Ensure labeling, shipment and storage follows ASTM D-4873. The Department will require manufacturer to provide TRMs that are machine constructed web of mechanically or melt bonded nondegradable fibers entangled to form a three dimensional matrix. The Department will require all long term performance property values in table below to be based on non degradable portion of the matting alone. Approved methods include polymer welding, thermal or polymer fusion, or placement of fibers between two high strength biaxially oriented nets mechanically bound by parallel stitching with polyolefin thread. Ensure that mats designated in the plans as Type 4 mats, are not to be manufactured from discontinuous or loosely held together by stitching or glued netting or composites. Type 4 mats shall be composed of geosynthetic matrix that exhibits a very high interlock and reinforcement capacities with both soil and root systems and with high tensile modulus. The Department will require manufacturer to use materials chemically and biologically inert to the natural soil environments conditions. Ensure the blanket is smolder resistant without the use of chemical additives. When stored, maintain the protective wrapping and elevate the mats off the ground to protect them from damage. The Department will not specify these materials for use in heavily acidic coal seam areas or other areas with soil problems that would severally limit vegetation growth.

- A) Dimensions. Ensure TRMs are furnished in strips with a minimum width of 4 feet and length of 50 feet.
- B) Weight. Ensure that all mat types have a minimum mass per unit area of 7 ounces per square yard according to ASTM D 6566.
- C) Performance Testing: The Department will require AASHTO's NTPEP index testing. The Department will also require the manufacturer to perform internal MARV testing at a Geosynthetic Accreditation Institute – Laboratory Accreditation Program (GAI-LAP) accredited laboratory for tensile strength, tensile elongation, mass per unit area, and thickness once every 24,000 yds of production or whatever rate is required to ensure 97.7% confidence under ASTM D4439& 4354. The Department will require Full scale testing for slope and channel applications shear stress shall be done under ASTM D 6459, ASTM D 6460-07 procedures.

2.2 Classifications

The basis for selection of the type of mat required will be based on the long term shear stress level of the mat of the channel in question or the degree of slope to protect and will be designated in the contract. The Type 4 mats are to be used at structural backfills protecting critical

structures, utility cuts, areas where vehicles may be expected to traverse the mat, channels with large heavy drift, and where higher factors of safety, very steep slopes and/or durability concerns are needed as determined by project team and designer and will be specified in the plans by designer.

Turf Reinforcement Matting					
Properties ¹	Type 1	Type 2	Type 3	Type 4	Test Method
Minimum tensile Strength lbs/ft	125	150	175	3000 by 1500	ASTM D6818 ²
UV stability (minimum % tensile retention)	80	80	80	90	ASTM D4355 ³ (1000-hr exposure)
Minimum thickness (inches)	0.25	0.25	0.25	0.40	ASTM D6525
Slopes applications	2H:1V or flatter	1.5H:1V or flatter	1H:1V or flatter	1 H: 1V or greater	
Shear stress lbs/ft ² Channel applications	6.0 ⁴	8.0 ⁴	10.0 ⁴	12.0 ⁴	ASTM D6459 ASTM D6460-07

¹ For TRMs containing degradable components, all physical property values must be obtained on the non-degradable portion of the matting alone.

²Minimum Average Roll Values for tensile strength of sample material machine direction.

³Tensile Strength percentage retained after stated 1000 hr duration of exposure under ASTM D4355 testing. Based on nondegradable components exclusively.

⁴Maximum permissible shear design values based on short-term (0.5 hr) vegetated data obtained by full scale flume testing ASTM D6459, D6460-07. Based on nondegradable components exclusively. Testing will be done at Independent Hydraulics Facility such as Colorado State University hydraulics laboratory, Utah State University hydraulics laboratory, Texas Transportation Institute (TTI) hydraulics and erosion control laboratory.

2.3 Quality Assurance Sampling, Testing, and Acceptance

- A) Provide TRM listed on the Department’s List of Approved Materials. Prior to inclusion on the LAM, the manufacturer of TRM must meet the physical and performance criteria as outlined in the specification and submit a Letter Certifying compliance of the product under the above ASTM testing procedures and including a copy of report from Full Scale Independent Hydraulics Facility that Fully Vegetated Shear Stress meets shear stress requirements tested under D6459 and D6460-07.
- B) Contractors will provide a Letter of Certification from Manufacturer stating the product name, manufacturer, and that the product MARV product unit testing results meets Department criteria. Provide Letters once per project and for each product.
- C) Acceptance shall be in accordance with ASTM D-4759 based on testing performed by a Geosynthetic Accreditation Institute – Laboratory Accreditation Program (GAI-LAP) accredited laboratory using Procedure A of ASTM D-4354.

Current mats meeting the above criteria are shown on the Department's List of Approved Materials.

2.4 Fasteners. When the mat manufacturer does not specify a specific fastener, use steel wire U-shaped staples with a minimum diameter of 0.09 inches (11 gauge), a minimum width of one inch and a minimum length of 12 inches. Use a heavier gauge when working in rocky or clay soils and longer lengths in sandy soils as directed by Engineer or Manufacturer's Representative. Provide staples with colored tops when requested by the Engineer.

3.0 CONSTRUCTION. When requested by the Engineer, provide a Manufacturer's Representative on-site to oversee and approve the initial installation of the mat. When requested by the Engineer, provide a letter from the Manufacturer approving the installation. When there is a conflict between the Department's criteria and the Manufacturer's criteria, construct using the more restrictive. The Engineer and Manufacturer's Representative must approve all alternate installation methods prior to execution. Construct according to the Manufacturer's recommendations and the following as minimum installation technique:

3.1 Site Preparation. Grade areas to be treated with matting and compact. Remove large rocks, soil clods, vegetation, roots, and other sharp objects that could keep the mat from intimate contact with subgrade. Prepare seedbed by loosening the top 2 to 3 inch of soil.

3.2 Installation. Install mats according to Standard Drawing Sepias "Turf Mat Channel Installation" and "Turf Mat Slope Installation." Install mats at the specified elevation and alignment. Anchor the mats with staples with a minimum length of 12 inches. Use longer anchors for installations in sandy, loose, or wet soils as directed by the Engineer or Manufacturer's Representative. The mat should be in direct contact with the soil surface.

4.0 MEASUREMENT. The Department will measure the quantity of Turf Reinforcement Mat by the square yard of surface covered. The Department will not measure preparation of the bed, providing a Manufacturer's Representative, topsoil, or seeding for payment and will consider them incidental to the Turf Reinforcement Mat. The Department will not measure any reworking of slopes or channels for payment as it is considered corrective work and incidental to the Turf Reinforcement Mat. Seeding and protection will be an incidental item.

5.0 PAYMENT. The Department will make payment for the completed and accepted quantities under the following:

<u>Code</u>	<u>Pay Item</u>	<u>Pay Unit</u>
23274EN11F	Turf Reinforcement Mat 1	Square Yard
23275EN11F	Turf Reinforcement Mat 2	Square Yard
23276EN11F	Turf Reinforcement Mat 3	Square Yard
23277EN11F	Turf Reinforcement Mat 4	Square Yard

June 15, 2012

SPECIAL NOTE FOR BARCODE LABEL ON PERMANENT SIGNS

1.0 DESCRIPTION. Install barcode label on sheeting signs. Section references herein are to the Department’s 2012 Standard Specifications for Road and Bridge Construction.

2.0 MATERIALS. The Department will provide the Contractor with a 2 inch x 1 inch foil barcode label for each permanent sheeting sign. A unique number will be assigned to each barcode label.

The Contractor shall contact the Operations and Pavement Management Branch in the Division of Maintenance at (502) 564-4556 to obtain the barcode labels.

3.0 CONSTRUCTION. Apply foil barcode label in the lower right quadrant of the sign back. Signs where the bottom edge is not parallel to the ground, the lowest corner of the sign shall serve as the location to place the barcode label. The barcode label shall be placed no less than one-inch and no more than three inches from any edge of the sign. The barcode must be placed so that the sign post does not cover the barcode label.

Barcodes shall be applied in an indoor setting with a minimum air temperature of 50°F or higher. Prior to application of the barcode label, the back of the sign must be clean and free of dust, oil, etc. If the sign is not clean, an alcohol swab shall be used to clean the area. The area must be allowed to dry prior to placement of the barcode label.

Data for each sign shall include the barcode number, MUTCD reference number, sheeting manufacturer, sheeting type, manufacture date, color of primary reflective surface, installation date, latitude and longitude using the North American Datum of 1983 (NAD83) or the State Plane Coordinates using an x and y ordinate of the installed location.

Data should be provided electronically on the TC 71-229 Sign Details Information and TC 71-230 Sign Assembly Information forms. The Contractor may choose to present the data in a different format provided that the information submitted to the Department is equivalent to the information required on the Department TC forms. The forms must be submitted in electronic format regardless of which type of form is used. The Department will not accept PDF or handwritten forms. These completed forms must be submitted to the Department prior to final inspection of the signs. The Department will not issue formal acceptance for the project until the TC 71-229 and TC-230 electronic forms are completed for all signs and sign assemblies on the project.

4.0 MEASUREMENT. The Department will measure all work required for the installation of the barcode label and all work associated with completion and submission of the sign inventory data (TC 71-229 and TC 71-230).

The installation of the permanent sign will be measured in accordance to Section 715.

5.0 PAYMENT. The Department will make payment for the completed and accepted quantities under the following:



<u>Code</u>	<u>Pay Item</u>	<u>Pay Unit</u>
24631EC	Barcode Sign Inventory	Each

The Department will not make payment for this item until all barcodes are installed and sign inventory is complete on every permanent sign installed on the project. The Department will make payment for installation of the permanent sign in accordance to Section 715. The Department will consider payment as full compensation for all work required under this special note.

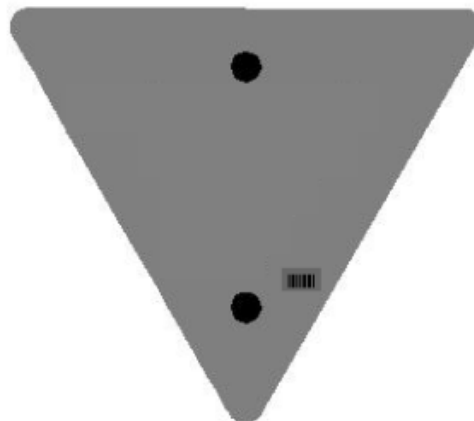

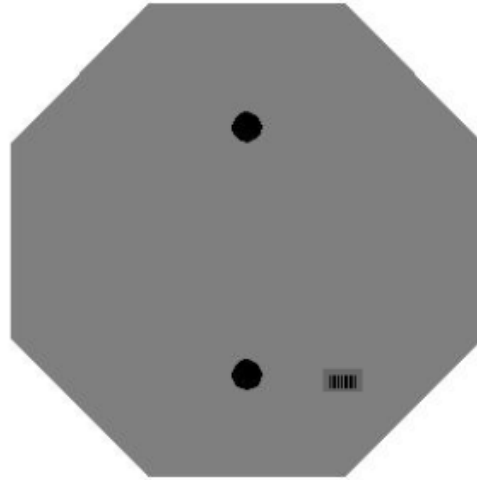

One Sign Post



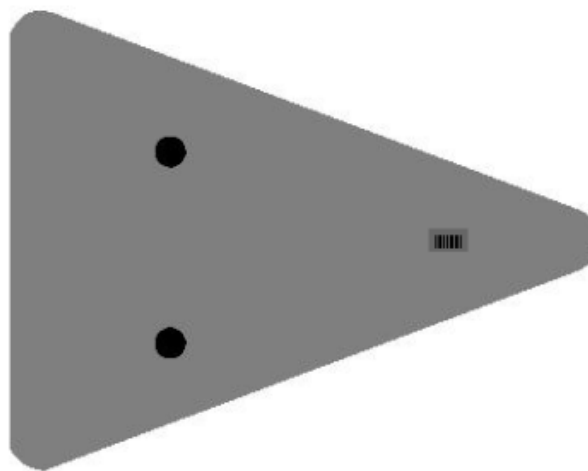
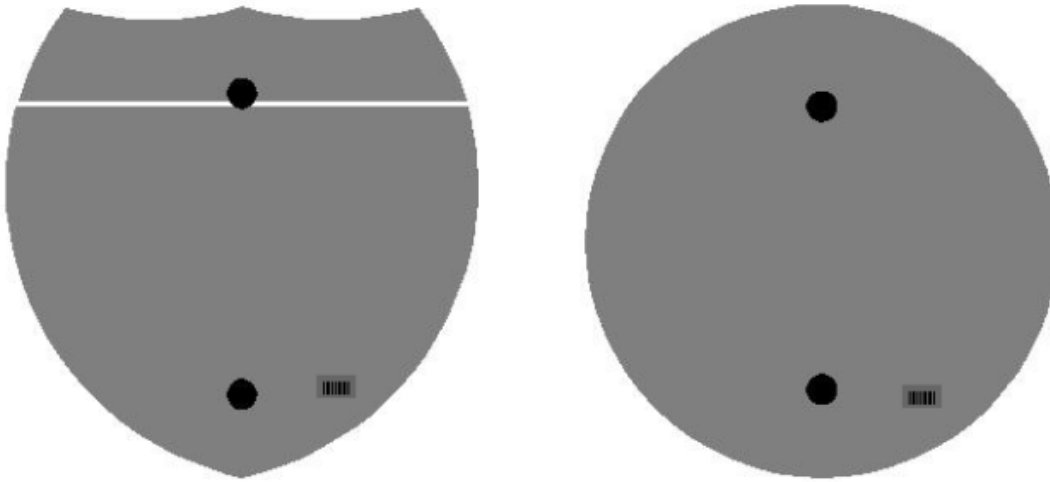
↑
2" Wide Post



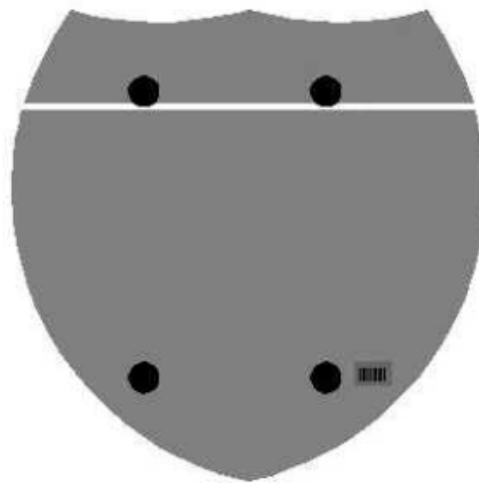
One Sign Post




One Sign Post



Double Sign Post



Interstate
Shield




48" Stop

2 Post Signs



↑
2" Wide Post



SPECIAL PROVISION FOR EMBANKMENT AT BRIDGE END BENT STRUCTURES

This Special Provision will apply when indicated on the plans or in the proposal. Section references herein are to the Department's Standard Specifications for Road and Bridge Construction, Current Edition.

1.0 DESCRIPTION. Construct a soil, granular, or rock embankment with soil, granular or cohesive pile core and place structure granular backfill, as the Plans require. Construct the embankment according to the requirements of this Special Provision, the Plans, Standard Drawing RGX 100 and 105, and the Standard Specifications, Current Edition.

2.0 MATERIALS.

2.1 Granular Embankment. Conform to Subsection 805.10. When Granular Embankment materials are erodible or unstable according to Subsection 805.03.04, use the Special Construction Methods found in 3.2 of the Special Provision.

2.2 Rock Embankment. Provide durable rock from roadway excavation that consists principally of Unweathered Limestone, Durable Shale (SDI equal to or greater than 95 according to KM 64-513), or Durable Sandstone.

2.3 Pile Core. Provide a pile core in the area of the embankments where deep foundations are to be installed unless otherwise specified. The Pile Core is the zone indicated on Standard Drawings RGX 100 and 105 designated as Pile Core. Material control of the pile core area during embankment construction is always required. Proper Pile Core construction is required for installation of foundation elements such as drilled or driven piles or drilled shafts. The type of material used to construct the pile core is as directed in the plans or below. Typically, the pile core area will be constructed from the same material used to construct the surrounding embankment. Pile Core can be classified as one of three types:

A) Pile Core - Conform to Section 206 of the Standard Specifications. Provide pile core material consisting of the same material as the adjacent embankment except the material in the pile core area shall be free of boulders or particle sizes larger than 4 inches in any dimension or any other obstructions that may hinder pile driving operations. If the pile core material hinders pile driving operations, take the appropriate means necessary to reach the required pile tip elevation, at no expense to the Department.

B) Granular Pile Core. Granular pile core is required only when specified in the plans. Select a gradation of durable rock to facilitate pile driving that conforms to Subsection 805.11. If granular pile core material hinders pile driving operations, take appropriate means necessary to reach the required pile tip elevation, at no expense to the Department.

C) Cohesive Pile Core. Cohesive Pile Core is required only when specified in the plans. Conform to Section 206 of the Standard Specifications and use soil with at least 50 percent passing a No. 4 sieve having a minimum Plasticity Index (PI) of 10. In addition, keep the cohesive pile core free of boulders, larger than 4 inches in any dimension, or any other obstructions, which would interfere with drilling operations. If cohesive pile core material interferes with drilling operations, take appropriate means necessary to maintain

excavation stability, at no expense to the Department.

2.4 Structure Granular Backfill. Conform to Subsection 805.11

2.5 Geotextile Fabric. Conform to Type I or Type IV in Section 214 and 843.

3.0 CONSTRUCTION.

3.1 General. Construct roadway embankments at end bents according to Section 206 and in accordance with the Special Provision, the Plans, and Standard Drawings for the full embankment section. In some instances, granular or rock embankment will be required for embankment construction for stability purposes, but this special provision does not prevent the use of soil when appropriate. Refer to the plans for specific details regarding material requirements for embankment construction.

Place and compact the pile core and structure granular backfill according to the applicable density requirements for the project. If the embankment and pile core are dissimilar materials (i.e., a granular pile core is used with a soil embankment or a cohesive pile core is used with a granular embankment), a Geotextile Fabric, Type IV, will be required between the pile core and embankment in accordance with Sections 214 and 843 of the Standard Specifications.

When granular or rock embankment is required for embankment construction, conform to the general requirements of Subsection 206.03.02 B. In addition, place the material in no greater than 2-foot loose lifts and compact with a vibrating smooth wheel roller capable of producing a minimum centrifugal force of 15 tons. Apply these requirements to the full width of the embankment for a distance of half the embankment height or 50 feet, whichever is greater, as shown on Standard Drawing RGX-105.

When using granular pile core, install 8-inch perforated underdrain pipe at or near the elevation of the original ground in the approximate locations depicted on the standard drawing, and as the Engineer directs, to ensure positive drainage of the embankment. Wrap the perforated pipe with a fabric of a type recommended by the pipe manufacturer.

After constructing the embankment, excavate for the end bent cap, drive piling, install shafts or other foundation elements, place the mortar bed, construct the end bent, and complete the embankment to finish grade according to the construction sequence shown on the Plans or Standard Drawings and as specified hereinafter.

Certain projects may require widening of existing embankments and the removal of substructures. Construct embankment according to the plans. Substructure removal shall be completed according to the plans and Section 203. Excavation may be required at the existing embankment in order to place the structure granular backfill as shown in the Standard Drawings.

After piles are driven or shafts installed (see design drawings), slope the bottom of the excavation towards the ends of the trench as noted on the plans for drainage. Using a separate pour, place concrete mortar, or any class concrete, to provide a base for forming and placing the cap. Place side forms for the end bent after the mortar has set sufficiently to support workmen and forms without being disturbed.

Install 4-inch perforated pipe in accordance with the plans and Standard Drawings. In the event slope protection extends above the elevation of the perforated pipe, extend the pipe through the slope protection.

After placing the end bent cap and achieving required concrete cylinder strengths, remove adjacent forms and fill the excavation with compacted structure granular backfill material (maximum 1' loose lifts) to the level of the berm prior to placing beams for the bridge. Place Type IV geotextile fabric between embankment material and structure granular backfill. After completing the end bent backwall, or after completing the span end

wall, place the compacted structure granular backfill (maximum 1' loose lifts) to subgrade elevation. If the original excavation is enlarged, fill the entire volume with compacted structure granular backfill (maximum 1' loose lifts) at no expense to the Department. Do not place backfill before removing adjacent form work. Place structure granular backfill material in trench ditches at the ends of the excavation. Place Geotextile Fabric, Type IV over the surface of the compacted structure granular backfill prior to placing aggregate base course.

Tamp the backfill with hand tampers, pneumatic tampers, or other means approved by the Engineer. Thoroughly compact the backfill under the overhanging portions of the structure to ensure that the backfill is in intimate contact with the sides of the structure.

Do not apply seeding, sodding, or other vegetation to the exposed granular embankment.

3.2 Special Construction Methods. Erodible or unstable materials may erode even when protected by riprap or channel lining; use the special construction method described below when using these materials.

Use fine aggregates or friable sandstone granular embankment at "dry land" structures only. Do not use them at stream crossings or locations subject to flood waters.

For erodible or unstable materials having 50 percent or more passing the No. 4 sieve, protect with geotextile fabric. Extend the fabric from the original ground to the top of slope over the entire area of the embankment slopes on each side of, and in front of, the end bent. Cover the fabric with at least 12 inches of non-erodible material.

For erodible or unstable materials having less than 50 percent passing a No. 4 sieve, cover with at least 12 inches of non-erodible material.

Where erodible or unstable granular embankment will be protected by riprap or channel lining, place Type IV geotextile fabric between the embankment and the specified slope protection.

4.0 MEASUREMENT.

4.1 Granular Embankment. The Department will measure the quantity in cubic yards using the plan quantity, increased or decreased by authorized adjustments as specified in Section 204. The Department will not measure for payment any Granular Embankment that is not called for in the plans.

The Department will not measure for payment any special construction caused by using erodible or unstable materials and will consider it incidental to the Granular Embankment regardless of whether the erodible or unstable material was specified or permitted.

4.2 Rock Embankment. The Department will not measure for payment any rock embankment and will consider it incidental to roadway excavation or embankment in place, as applicable. Rock embankments will be constructed using granular embankment on projects where there is no available rock present within the excavation limits of the project.

4.3 Pile Core. Pile core will be measured and paid under roadway excavation or embankment in place, as applicable. The Department will not measure the pile core for separate payment. The Department will not measure for payment the 8-inch perforated underdrain pipe and will consider it incidental to the Pile Core.

4.4 Structure Granular Backfill. The Department will measure the quantity in cubic yards using the plan quantity, increased or decreased by authorized adjustments as specified in Section 204. The Department will not measure any additional material required for backfill outside the limits shown on the Plans and Standard Drawings for payment and will

consider it incidental to the work.

The Department will not measure for payment the 4-inch perforated underdrain pipe and will consider it incidental to the Structure Granular Backfill.

4.5 Geotextile Fabric. The Department will not measure the quantity of fabric used for separating dissimilar materials when constructing the embankment and pile core and will consider it incidental to embankment construction.

The Department will not measure for payment the Geotextile Fabric used to separate the Structure Granular Backfill from the embankment and aggregate base course and will consider it incidental to Structure Granular Backfill.

The Department will not measure for payment the Geotextile Fabric required for construction with erodible or unstable materials and will consider it incidental to embankment construction.

4.6 End Bent. The Department will measure the quantities according to the Contract. The Department will not measure furnishing and placing the 2-inch mortar or concrete bed for payment and will consider it incidental to the end bent construction.

4.7 Structure Excavation. The Department will not measure structure excavation on new embankments for payment and will consider it incidental to the Structure Granular Backfill or Concrete as applicable.

5.0 PAYMENT. The Department will make payment for the completed and accepted quantities under the following:

<u>Code</u>	<u>Pay Item</u>	<u>Pay Unit</u>
02223	Granular Embankment	Cubic Yards
02231	Structure Granular Backfill	Cubic Yards

The Department will consider payment as full compensation for all work required in this provision.

September 16, 2016

PART III

EMPLOYMENT, WAGE AND RECORD REQUIREMENTS

FHWA-1273 -- Revised May 1, 2012

**REQUIRED CONTRACT PROVISIONS
FEDERAL-AID CONSTRUCTION CONTRACTS**

- I. General
- II. Nondiscrimination
- III. Nonsegregated Facilities
- IV. Davis-Bacon and Related Act Provisions
- V. Contract Work Hours and Safety Standards Act Provisions
- VI. Subletting or Assigning the Contract
- VII. Safety: Accident Prevention
- VIII. False Statements Concerning Highway Projects
- IX. Implementation of Clean Air Act and Federal Water Pollution Control Act
- X. Compliance with Governmentwide Suspension and Debarment Requirements
- XI. Certification Regarding Use of Contract Funds for Lobbying

3. A breach of any of the stipulations contained in these Required Contract Provisions may be sufficient grounds for withholding of progress payments, withholding of final payment, termination of the contract, suspension / debarment or any other action determined to be appropriate by the contracting agency and FHWA.

4. Selection of Labor: During the performance of this contract, the contractor shall not use convict labor for any purpose within the limits of a construction project on a Federal-aid highway unless it is labor performed by convicts who are on parole, supervised release, or probation. The term Federal-aid highway does not include roadways functionally classified as local roads or rural minor collectors.

ATTACHMENTS

A. Employment and Materials Preference for Appalachian Development Highway System or Appalachian Local Access Road Contracts (included in Appalachian contracts only)

II. NONDISCRIMINATION

The provisions of this section related to 23 CFR Part 230 are applicable to all Federal-aid construction contracts and to all related construction subcontracts of \$10,000 or more. The provisions of 23 CFR Part 230 are not applicable to material supply, engineering, or architectural service contracts.

I. GENERAL

1. Form FHWA-1273 must be physically incorporated in each construction contract funded under Title 23 (excluding emergency contracts solely intended for debris removal). The contractor (or subcontractor) must insert this form in each subcontract and further require its inclusion in all lower tier subcontracts (excluding purchase orders, rental agreements and other agreements for supplies or services).

In addition, the contractor and all subcontractors must comply with the following policies: Executive Order 11246, 41 CFR 60, 29 CFR 1625-1627, Title 23 USC Section 140, the Rehabilitation Act of 1973, as amended (29 USC 794), Title VI of the Civil Rights Act of 1964, as amended, and related regulations including 49 CFR Parts 21, 26 and 27; and 23 CFR Parts 200, 230, and 633.

The applicable requirements of Form FHWA-1273 are incorporated by reference for work done under any purchase order, rental agreement or agreement for other services. The prime contractor shall be responsible for compliance by any subcontractor, lower-tier subcontractor or service provider.

The contractor and all subcontractors must comply with: the requirements of the Equal Opportunity Clause in 41 CFR 60-1.4(b) and, for all construction contracts exceeding \$10,000, the Standard Federal Equal Employment Opportunity Construction Contract Specifications in 41 CFR 60-4.3.

Form FHWA-1273 must be included in all Federal-aid design-build contracts, in all subcontracts and in lower tier subcontracts (excluding subcontracts for design services, purchase orders, rental agreements and other agreements for supplies or services). The design-builder shall be responsible for compliance by any subcontractor, lower-tier subcontractor or service provider.

Note: The U.S. Department of Labor has exclusive authority to determine compliance with Executive Order 11246 and the policies of the Secretary of Labor including 41 CFR 60, and 29 CFR 1625-1627. The contracting agency and the FHWA have the authority and the responsibility to ensure compliance with Title 23 USC Section 140, the Rehabilitation Act of 1973, as amended (29 USC 794), and Title VI of the Civil Rights Act of 1964, as amended, and related regulations including 49 CFR Parts 21, 26 and 27; and 23 CFR Parts 200, 230, and 633.

Contracting agencies may reference Form FHWA-1273 in bid proposal or request for proposal documents, however, the Form FHWA-1273 must be physically incorporated (not referenced) in all contracts, subcontracts and lower-tier subcontracts (excluding purchase orders, rental agreements and other agreements for supplies or services related to a construction contract).

The following provision is adopted from 23 CFR 230, Appendix A, with appropriate revisions to conform to the U.S. Department of Labor (US DOL) and FHWA requirements.

2. Subject to the applicability criteria noted in the following sections, these contract provisions shall apply to all work performed on the contract by the contractor's own organization and with the assistance of workers under the contractor's immediate superintendence and to all work performed on the contract by piecework, station work, or by subcontract.

1. Equal Employment Opportunity: Equal employment opportunity (EEO) requirements not to discriminate and to take affirmative action to assure equal opportunity as set forth under laws, executive orders, rules, regulations (28 CFR 35, 29 CFR 1630, 29 CFR 1625-1627, 41 CFR 60 and 49 CFR 27) and orders of the Secretary of Labor as modified by the provisions prescribed herein, and imposed pursuant to 23 U.S.C. 140 shall constitute the EEO and specific affirmative action standards for the contractor's project activities under

this contract. The provisions of the Americans with Disabilities Act of 1990 (42 U.S.C. 12101 et seq.) set forth under 28 CFR 35 and 29 CFR 1630 are incorporated by reference in this contract. In the execution of this contract, the contractor agrees to comply with the following minimum specific requirement activities of EEO:

a. The contractor will work with the contracting agency and the Federal Government to ensure that it has made every good faith effort to provide equal opportunity with respect to all of its terms and conditions of employment and in their review of activities under the contract.

b. The contractor will accept as its operating policy the following statement:

"It is the policy of this Company to assure that applicants are employed, and that employees are treated during employment, without regard to their race, religion, sex, color, national origin, age or disability. Such action shall include: employment, upgrading, demotion, or transfer; recruitment or recruitment advertising; layoff or termination; rates of pay or other forms of compensation; and selection for training, including apprenticeship, pre-apprenticeship, and/or on-the-job training."

2. EEO Officer: The contractor will designate and make known to the contracting officers an EEO Officer who will have the responsibility for and must be capable of effectively administering and promoting an active EEO program and who must be assigned adequate authority and responsibility to do so.

3. Dissemination of Policy: All members of the contractor's staff who are authorized to hire, supervise, promote, and discharge employees, or who recommend such action, or who are substantially involved in such action, will be made fully cognizant of, and will implement, the contractor's EEO policy and contractual responsibilities to provide EEO in each grade and classification of employment. To ensure that the above agreement will be met, the following actions will be taken as a minimum:

a. Periodic meetings of supervisory and personnel office employees will be conducted before the start of work and then not less often than once every six months, at which time the contractor's EEO policy and its implementation will be reviewed and explained. The meetings will be conducted by the EEO Officer.

b. All new supervisory or personnel office employees will be given a thorough indoctrination by the EEO Officer, covering all major aspects of the contractor's EEO obligations within thirty days following their reporting for duty with the contractor.

c. All personnel who are engaged in direct recruitment for the project will be instructed by the EEO Officer in the contractor's procedures for locating and hiring minorities and women.

d. Notices and posters setting forth the contractor's EEO policy will be placed in areas readily accessible to employees, applicants for employment and potential employees.

e. The contractor's EEO policy and the procedures to implement such policy will be brought to the attention of employees by means of meetings, employee handbooks, or other appropriate means.

4. Recruitment: When advertising for employees, the contractor will include in all advertisements for employees the notation: "An Equal Opportunity Employer." All such advertisements will be placed in publications having a large circulation among minorities and women in the area from which the project work force would normally be derived.

a. The contractor will, unless precluded by a valid bargaining agreement, conduct systematic and direct recruitment through public and private employee referral sources likely to yield qualified minorities and women. To meet this requirement, the contractor will identify sources of potential minority group employees, and establish with such identified sources procedures whereby minority and women applicants may be referred to the contractor for employment consideration.

b. In the event the contractor has a valid bargaining agreement providing for exclusive hiring hall referrals, the contractor is expected to observe the provisions of that agreement to the extent that the system meets the contractor's compliance with EEO contract provisions. Where implementation of such an agreement has the effect of discriminating against minorities or women, or obligates the contractor to do the same, such implementation violates Federal nondiscrimination provisions.

c. The contractor will encourage its present employees to refer minorities and women as applicants for employment. Information and procedures with regard to referring such applicants will be discussed with employees.

5. Personnel Actions: Wages, working conditions, and employee benefits shall be established and administered, and personnel actions of every type, including hiring, upgrading, promotion, transfer, demotion, layoff, and termination, shall be taken without regard to race, color, religion, sex, national origin, age or disability. The following procedures shall be followed:

a. The contractor will conduct periodic inspections of project sites to insure that working conditions and employee facilities do not indicate discriminatory treatment of project site personnel.

b. The contractor will periodically evaluate the spread of wages paid within each classification to determine any evidence of discriminatory wage practices.

c. The contractor will periodically review selected personnel actions in depth to determine whether there is evidence of discrimination. Where evidence is found, the contractor will promptly take corrective action. If the review indicates that the discrimination may extend beyond the actions reviewed, such corrective action shall include all affected persons.

d. The contractor will promptly investigate all complaints of alleged discrimination made to the contractor in connection with its obligations under this contract, will attempt to resolve such complaints, and will take appropriate corrective action within a reasonable time. If the investigation indicates that the discrimination may affect persons other than the complainant, such corrective action shall include such other persons. Upon completion of each investigation, the contractor will inform every complainant of all of their avenues of appeal.

6. Training and Promotion:

a. The contractor will assist in locating, qualifying, and increasing the skills of minorities and women who are

applicants for employment or current employees. Such efforts should be aimed at developing full journey level status employees in the type of trade or job classification involved.

b. Consistent with the contractor's work force requirements and as permissible under Federal and State regulations, the contractor shall make full use of training programs, i.e., apprenticeship, and on-the-job training programs for the geographical area of contract performance. In the event a special provision for training is provided under this contract, this subparagraph will be superseded as indicated in the special provision. The contracting agency may reserve training positions for persons who receive welfare assistance in accordance with 23 U.S.C. 140(a).

c. The contractor will advise employees and applicants for employment of available training programs and entrance requirements for each.

d. The contractor will periodically review the training and promotion potential of employees who are minorities and women and will encourage eligible employees to apply for such training and promotion.

7. Unions: If the contractor relies in whole or in part upon unions as a source of employees, the contractor will use good faith efforts to obtain the cooperation of such unions to increase opportunities for minorities and women. Actions by the contractor, either directly or through a contractor's association acting as agent, will include the procedures set forth below:

a. The contractor will use good faith efforts to develop, in cooperation with the unions, joint training programs aimed toward qualifying more minorities and women for membership in the unions and increasing the skills of minorities and women so that they may qualify for higher paying employment.

b. The contractor will use good faith efforts to incorporate an EEO clause into each union agreement to the end that such union will be contractually bound to refer applicants without regard to their race, color, religion, sex, national origin, age or disability.

c. The contractor is to obtain information as to the referral practices and policies of the labor union except that to the extent such information is within the exclusive possession of the labor union and such labor union refuses to furnish such information to the contractor, the contractor shall so certify to the contracting agency and shall set forth what efforts have been made to obtain such information.

d. In the event the union is unable to provide the contractor with a reasonable flow of referrals within the time limit set forth in the collective bargaining agreement, the contractor will, through independent recruitment efforts, fill the employment vacancies without regard to race, color, religion, sex, national origin, age or disability; making full efforts to obtain qualified and/or qualifiable minorities and women. The failure of a union to provide sufficient referrals (even though it is obligated to provide exclusive referrals under the terms of a collective bargaining agreement) does not relieve the contractor from the requirements of this paragraph. In the event the union referral practice prevents the contractor from meeting the obligations pursuant to Executive Order 11246, as amended, and these special provisions, such contractor shall immediately notify the contracting agency.

8. Reasonable Accommodation for Applicants / Employees with Disabilities: The contractor must be familiar

with the requirements for and comply with the Americans with Disabilities Act and all rules and regulations established there under. Employers must provide reasonable accommodation in all employment activities unless to do so would cause an undue hardship.

9. Selection of Subcontractors, Procurement of Materials and Leasing of Equipment: The contractor shall not discriminate on the grounds of race, color, religion, sex, national origin, age or disability in the selection and retention of subcontractors, including procurement of materials and leases of equipment. The contractor shall take all necessary and reasonable steps to ensure nondiscrimination in the administration of this contract.

a. The contractor shall notify all potential subcontractors and suppliers and lessors of their EEO obligations under this contract.

b. The contractor will use good faith efforts to ensure subcontractor compliance with their EEO obligations.

10. Assurance Required by 49 CFR 26.13(b):

a. The requirements of 49 CFR Part 26 and the State DOT's U.S. DOT-approved DBE program are incorporated by reference.

b. The contractor or subcontractor shall not discriminate on the basis of race, color, national origin, or sex in the performance of this contract. The contractor shall carry out applicable requirements of 49 CFR Part 26 in the award and administration of DOT-assisted contracts. Failure by the contractor to carry out these requirements is a material breach of this contract, which may result in the termination of this contract or such other remedy as the contracting agency deems appropriate.

11. Records and Reports: The contractor shall keep such records as necessary to document compliance with the EEO requirements. Such records shall be retained for a period of three years following the date of the final payment to the contractor for all contract work and shall be available at reasonable times and places for inspection by authorized representatives of the contracting agency and the FHWA.

a. The records kept by the contractor shall document the following:

(1) The number and work hours of minority and non-minority group members and women employed in each work classification on the project;

(2) The progress and efforts being made in cooperation with unions, when applicable, to increase employment opportunities for minorities and women; and

(3) The progress and efforts being made in locating, hiring, training, qualifying, and upgrading minorities and women;

b. The contractors and subcontractors will submit an annual report to the contracting agency each July for the duration of the project, indicating the number of minority, women, and non-minority group employees currently engaged in each work classification required by the contract work. This information is to be reported on [Form FHWA-1391](#). The staffing data should represent the project work force on board in all or any part of the last payroll period preceding the end of July. If on-the-job training is being required by special provision, the contractor

will be required to collect and report training data. The employment data should reflect the work force on board during all or any part of the last payroll period preceding the end of July.

III. NONSEGREGATED FACILITIES

This provision is applicable to all Federal-aid construction contracts and to all related construction subcontracts of \$10,000 or more.

The contractor must ensure that facilities provided for employees are provided in such a manner that segregation on the basis of race, color, religion, sex, or national origin cannot result. The contractor may neither require such segregated use by written or oral policies nor tolerate such use by employee custom. The contractor's obligation extends further to ensure that its employees are not assigned to perform their services at any location, under the contractor's control, where the facilities are segregated. The term "facilities" includes waiting rooms, work areas, restaurants and other eating areas, time clocks, restrooms, washrooms, locker rooms, and other storage or dressing areas, parking lots, drinking fountains, recreation or entertainment areas, transportation, and housing provided for employees. The contractor shall provide separate or single-user restrooms and necessary dressing or sleeping areas to assure privacy between sexes.

IV. DAVIS-BACON AND RELATED ACT PROVISIONS

This section is applicable to all Federal-aid construction projects exceeding \$2,000 and to all related subcontracts and lower-tier subcontracts (regardless of subcontract size). The requirements apply to all projects located within the right-of-way of a roadway that is functionally classified as Federal-aid highway. This excludes roadways functionally classified as local roads or rural minor collectors, which are exempt. Contracting agencies may elect to apply these requirements to other projects.

The following provisions are from the U.S. Department of Labor regulations in 29 CFR 5.5 "Contract provisions and related matters" with minor revisions to conform to the FHWA-1273 format and FHWA program requirements.

1. Minimum wages

a. All laborers and mechanics employed or working upon the site of the work, will be paid unconditionally and not less often than once a week, and without subsequent deduction or rebate on any account (except such payroll deductions as are permitted by regulations issued by the Secretary of Labor under the Copeland Act (29 CFR part 3)), the full amount of wages and bona fide fringe benefits (or cash equivalents thereof) due at time of payment computed at rates not less than those contained in the wage determination of the Secretary of Labor which is attached hereto and made a part hereof, regardless of any contractual relationship which may be alleged to exist between the contractor and such laborers and mechanics.

Contributions made or costs reasonably anticipated for bona fide fringe benefits under section 1(b)(2) of the Davis-Bacon Act on behalf of laborers or mechanics are considered wages paid to such laborers or mechanics, subject to the provisions

of paragraph 1.d. of this section; also, regular contributions made or costs incurred for more than a weekly period (but not less often than quarterly) under plans, funds, or programs which cover the particular weekly period, are deemed to be constructively made or incurred during such weekly period. Such laborers and mechanics shall be paid the appropriate wage rate and fringe benefits on the wage determination for the classification of work actually performed, without regard to skill, except as provided in 29 CFR 5.5(a)(4). Laborers or mechanics performing work in more than one classification may be compensated at the rate specified for each classification for the time actually worked therein: Provided, That the employer's payroll records accurately set forth the time spent in each classification in which work is performed. The wage determination (including any additional classification and wage rates conformed under paragraph 1.b. of this section) and the Davis-Bacon poster (WH-1321) shall be posted at all times by the contractor and its subcontractors at the site of the work in a prominent and accessible place where it can be easily seen by the workers.

b.(1) The contracting officer shall require that any class of laborers or mechanics, including helpers, which is not listed in the wage determination and which is to be employed under the contract shall be classified in conformance with the wage determination. The contracting officer shall approve an additional classification and wage rate and fringe benefits therefore only when the following criteria have been met:

(i) The work to be performed by the classification requested is not performed by a classification in the wage determination; and

(ii) The classification is utilized in the area by the construction industry; and

(iii) The proposed wage rate, including any bona fide fringe benefits, bears a reasonable relationship to the wage rates contained in the wage determination.

(2) If the contractor and the laborers and mechanics to be employed in the classification (if known), or their representatives, and the contracting officer agree on the classification and wage rate (including the amount designated for fringe benefits where appropriate), a report of the action taken shall be sent by the contracting officer to the Administrator of the Wage and Hour Division, Employment Standards Administration, U.S. Department of Labor, Washington, DC 20210. The Administrator, or an authorized representative, will approve, modify, or disapprove every additional classification action within 30 days of receipt and so advise the contracting officer or will notify the contracting officer within the 30-day period that additional time is necessary.

(3) In the event the contractor, the laborers or mechanics to be employed in the classification or their representatives, and the contracting officer do not agree on the proposed classification and wage rate (including the amount designated for fringe benefits, where appropriate), the contracting officer shall refer the questions, including the views of all interested parties and the recommendation of the contracting officer, to the Wage and Hour Administrator for determination. The Wage and Hour Administrator, or an authorized representative, will issue a determination within 30 days of receipt and so advise the contracting officer or

will notify the contracting officer within the 30-day period that additional time is necessary.

(4) The wage rate (including fringe benefits where appropriate) determined pursuant to paragraphs 1.b.(2) or 1.b.(3) of this section, shall be paid to all workers performing work in the classification under this contract from the first day on which work is performed in the classification.

c. Whenever the minimum wage rate prescribed in the contract for a class of laborers or mechanics includes a fringe benefit which is not expressed as an hourly rate, the contractor shall either pay the benefit as stated in the wage determination or shall pay another bona fide fringe benefit or an hourly cash equivalent thereof.

d. If the contractor does not make payments to a trustee or other third person, the contractor may consider as part of the wages of any laborer or mechanic the amount of any costs reasonably anticipated in providing bona fide fringe benefits under a plan or program. Provided, That the Secretary of Labor has found, upon the written request of the contractor, that the applicable standards of the Davis-Bacon Act have been met. The Secretary of Labor may require the contractor to set aside in a separate account assets for the meeting of obligations under the plan or program.

2. Withholding

The contracting agency shall upon its own action or upon written request of an authorized representative of the Department of Labor, withhold or cause to be withheld from the contractor under this contract, or any other Federal contract with the same prime contractor, or any other federally-assisted contract subject to Davis-Bacon prevailing wage requirements, which is held by the same prime contractor, so much of the accrued payments or advances as may be considered necessary to pay laborers and mechanics, including apprentices, trainees, and helpers, employed by the contractor or any subcontractor the full amount of wages required by the contract. In the event of failure to pay any laborer or mechanic, including any apprentice, trainee, or helper, employed or working on the site of the work, all or part of the wages required by the contract, the contracting agency may, after written notice to the contractor, take such action as may be necessary to cause the suspension of any further payment, advance, or guarantee of funds until such violations have ceased.

3. Payrolls and basic records

a. Payrolls and basic records relating thereto shall be maintained by the contractor during the course of the work and preserved for a period of three years thereafter for all laborers and mechanics working at the site of the work. Such records shall contain the name, address, and social security number of each such worker, his or her correct classification, hourly rates of wages paid (including rates of contributions or costs anticipated for bona fide fringe benefits or cash equivalents thereof of the types described in section 1(b)(2)(B) of the Davis-Bacon Act), daily and weekly number of hours worked, deductions made and actual wages paid. Whenever the Secretary of Labor has found under 29 CFR 5.5(a)(1)(iv) that the wages of any laborer or mechanic include the amount of any costs reasonably anticipated in providing benefits under a plan or program described in section 1(b)(2)(B) of the Davis-

Bacon Act, the contractor shall maintain records which show that the commitment to provide such benefits is enforceable, that the plan or program is financially responsible, and that the plan or program has been communicated in writing to the laborers or mechanics affected, and records which show the costs anticipated or the actual cost incurred in providing such benefits. Contractors employing apprentices or trainees under approved programs shall maintain written evidence of the registration of apprenticeship programs and certification of trainee programs, the registration of the apprentices and trainees, and the ratios and wage rates prescribed in the applicable programs.

b.(1) The contractor shall submit weekly for each week in which any contract work is performed a copy of all payrolls to the contracting agency. The payrolls submitted shall set out accurately and completely all of the information required to be maintained under 29 CFR 5.5(a)(3)(i), except that full social security numbers and home addresses shall not be included on weekly transmittals. Instead the payrolls shall only need to include an individually identifying number for each employee (e.g., the last four digits of the employee's social security number). The required weekly payroll information may be submitted in any form desired. Optional Form WH-347 is available for this purpose from the Wage and Hour Division Web site at <http://www.dol.gov/esa/whd/forms/wh347instr.htm> or its successor site. The prime contractor is responsible for the submission of copies of payrolls by all subcontractors. Contractors and subcontractors shall maintain the full social security number and current address of each covered worker, and shall provide them upon request to the contracting agency for transmission to the State DOT, the FHWA or the Wage and Hour Division of the Department of Labor for purposes of an investigation or audit of compliance with prevailing wage requirements. It is not a violation of this section for a prime contractor to require a subcontractor to provide addresses and social security numbers to the prime contractor for its own records, without weekly submission to the contracting agency..

(2) Each payroll submitted shall be accompanied by a "Statement of Compliance," signed by the contractor or subcontractor or his or her agent who pays or supervises the payment of the persons employed under the contract and shall certify the following:

(i) That the payroll for the payroll period contains the information required to be provided under §5.5 (a)(3)(ii) of Regulations, 29 CFR part 5, the appropriate information is being maintained under §5.5 (a)(3)(i) of Regulations, 29 CFR part 5, and that such information is correct and complete;

(ii) That each laborer or mechanic (including each helper, apprentice, and trainee) employed on the contract during the payroll period has been paid the full weekly wages earned, without rebate, either directly or indirectly, and that no deductions have been made either directly or indirectly from the full wages earned, other than permissible deductions as set forth in Regulations, 29 CFR part 3;

(iii) That each laborer or mechanic has been paid not less than the applicable wage rates and fringe benefits or cash equivalents for the classification of work performed, as specified in the applicable wage determination incorporated into the contract.

(3) The weekly submission of a properly executed certification set forth on the reverse side of Optional Form WH-347 shall satisfy the requirement for submission of the "Statement of Compliance" required by paragraph 3.b.(2) of this section.

(4) The falsification of any of the above certifications may subject the contractor or subcontractor to civil or criminal prosecution under section 1001 of title 18 and section 231 of title 31 of the United States Code.

c. The contractor or subcontractor shall make the records required under paragraph 3.a. of this section available for inspection, copying, or transcription by authorized representatives of the contracting agency, the State DOT, the FHWA, or the Department of Labor, and shall permit such representatives to interview employees during working hours on the job. If the contractor or subcontractor fails to submit the required records or to make them available, the FHWA may, after written notice to the contractor, the contracting agency or the State DOT, take such action as may be necessary to cause the suspension of any further payment, advance, or guarantee of funds. Furthermore, failure to submit the required records upon request or to make such records available may be grounds for debarment action pursuant to 29 CFR 5.12.

4. Apprentices and trainees

a. Apprentices (programs of the USDOL).

Apprentices will be permitted to work at less than the predetermined rate for the work they performed when they are employed pursuant to and individually registered in a bona fide apprenticeship program registered with the U.S. Department of Labor, Employment and Training Administration, Office of Apprenticeship Training, Employer and Labor Services, or with a State Apprenticeship Agency recognized by the Office, or if a person is employed in his or her first 90 days of probationary employment as an apprentice in such an apprenticeship program, who is not individually registered in the program, but who has been certified by the Office of Apprenticeship Training, Employer and Labor Services or a State Apprenticeship Agency (where appropriate) to be eligible for probationary employment as an apprentice.

The allowable ratio of apprentices to journeymen on the job site in any craft classification shall not be greater than the ratio permitted to the contractor as to the entire work force under the registered program. Any worker listed on a payroll at an apprentice wage rate, who is not registered or otherwise employed as stated above, shall be paid not less than the applicable wage rate on the wage determination for the classification of work actually performed. In addition, any apprentice performing work on the job site in excess of the ratio permitted under the registered program shall be paid not less than the applicable wage rate on the wage determination for the work actually performed. Where a contractor is performing construction on a project in a locality other than that in which its program is registered, the ratios and wage rates (expressed in percentages of the journeyman's hourly rate) specified in the contractor's or subcontractor's registered program shall be observed.

Every apprentice must be paid at not less than the rate specified in the registered program for the apprentice's level of progress, expressed as a percentage of the journeymen hourly

rate specified in the applicable wage determination. Apprentices shall be paid fringe benefits in accordance with the provisions of the apprenticeship program. If the apprenticeship program does not specify fringe benefits, apprentices must be paid the full amount of fringe benefits listed on the wage determination for the applicable classification. If the Administrator determines that a different practice prevails for the applicable apprentice classification, fringes shall be paid in accordance with that determination.

In the event the Office of Apprenticeship Training, Employer and Labor Services, or a State Apprenticeship Agency recognized by the Office, withdraws approval of an apprenticeship program, the contractor will no longer be permitted to utilize apprentices at less than the applicable predetermined rate for the work performed until an acceptable program is approved.

b. Trainees (programs of the USDOL).

Except as provided in 29 CFR 5.16, trainees will not be permitted to work at less than the predetermined rate for the work performed unless they are employed pursuant to and individually registered in a program which has received prior approval, evidenced by formal certification by the U.S. Department of Labor, Employment and Training Administration.

The ratio of trainees to journeymen on the job site shall not be greater than permitted under the plan approved by the Employment and Training Administration.

Every trainee must be paid at not less than the rate specified in the approved program for the trainee's level of progress, expressed as a percentage of the journeyman hourly rate specified in the applicable wage determination. Trainees shall be paid fringe benefits in accordance with the provisions of the trainee program. If the trainee program does not mention fringe benefits, trainees shall be paid the full amount of fringe benefits listed on the wage determination unless the Administrator of the Wage and Hour Division determines that there is an apprenticeship program associated with the corresponding journeyman wage rate on the wage determination which provides for less than full fringe benefits for apprentices. Any employee listed on the payroll at a trainee rate who is not registered and participating in a training plan approved by the Employment and Training Administration shall be paid not less than the applicable wage rate on the wage determination for the classification of work actually performed. In addition, any trainee performing work on the job site in excess of the ratio permitted under the registered program shall be paid not less than the applicable wage rate on the wage determination for the work actually performed.

In the event the Employment and Training Administration withdraws approval of a training program, the contractor will no longer be permitted to utilize trainees at less than the applicable predetermined rate for the work performed until an acceptable program is approved.

c. Equal employment opportunity. The utilization of apprentices, trainees and journeymen under this part shall be in conformity with the equal employment opportunity requirements of Executive Order 11246, as amended, and 29 CFR part 30.

d. Apprentices and Trainees (programs of the U.S. DOT).

Apprentices and trainees working under apprenticeship and skill training programs which have been certified by the Secretary of Transportation as promoting EEO in connection with Federal-aid highway construction programs are not subject to the requirements of paragraph 4 of this Section IV. The straight time hourly wage rates for apprentices and trainees under such programs will be established by the particular programs. The ratio of apprentices and trainees to journeymen shall not be greater than permitted by the terms of the particular program.

5. Compliance with Copeland Act requirements. The contractor shall comply with the requirements of 29 CFR part 3, which are incorporated by reference in this contract.

6. Subcontracts. The contractor or subcontractor shall insert Form FHWA-1273 in any subcontracts and also require the subcontractors to include Form FHWA-1273 in any lower tier subcontracts. The prime contractor shall be responsible for the compliance by any subcontractor or lower tier subcontractor with all the contract clauses in 29 CFR 5.5.

7. Contract termination: debarment. A breach of the contract clauses in 29 CFR 5.5 may be grounds for termination of the contract, and for debarment as a contractor and a subcontractor as provided in 29 CFR 5.12.

8. Compliance with Davis-Bacon and Related Act requirements. All rulings and interpretations of the Davis-Bacon and Related Acts contained in 29 CFR parts 1, 3, and 5 are herein incorporated by reference in this contract.

9. Disputes concerning labor standards. Disputes arising out of the labor standards provisions of this contract shall not be subject to the general disputes clause of this contract. Such disputes shall be resolved in accordance with the procedures of the Department of Labor set forth in 29 CFR parts 5, 6, and 7. Disputes within the meaning of this clause include disputes between the contractor (or any of its subcontractors) and the contracting agency, the U.S. Department of Labor, or the employees or their representatives.

10. Certification of eligibility.

a. By entering into this contract, the contractor certifies that neither it (nor he or she) nor any person or firm who has an interest in the contractor's firm is a person or firm ineligible to be awarded Government contracts by virtue of section 3(a) of the Davis-Bacon Act or 29 CFR 5.12(a)(1).

b. No part of this contract shall be subcontracted to any person or firm ineligible for award of a Government contract by virtue of section 3(a) of the Davis-Bacon Act or 29 CFR 5.12(a)(1).

c. The penalty for making false statements is prescribed in the U.S. Criminal Code, 18 U.S.C. 1001.

V. CONTRACT WORK HOURS AND SAFETY STANDARDS ACT

The following clauses apply to any Federal-aid construction contract in an amount in excess of \$100,000 and subject to the overtime provisions of the Contract Work Hours and Safety Standards Act. These clauses shall be inserted in addition to the clauses required by 29 CFR 5.5(a) or 29 CFR 4.6. As used in this paragraph, the terms laborers and mechanics include watchmen and guards.

1. Overtime requirements. No contractor or subcontractor contracting for any part of the contract work which may require or involve the employment of laborers or mechanics shall require or permit any such laborer or mechanic in any workweek in which he or she is employed on such work to work in excess of forty hours in such workweek unless such laborer or mechanic receives compensation at a rate not less than one and one-half times the basic rate of pay for all hours worked in excess of forty hours in such workweek.

2. Violation; liability for unpaid wages; liquidated damages. In the event of any violation of the clause set forth in paragraph (1.) of this section, the contractor and any subcontractor responsible therefor shall be liable for the unpaid wages. In addition, such contractor and subcontractor shall be liable to the United States (in the case of work done under contract for the District of Columbia or a territory, to such District or to such territory), for liquidated damages. Such liquidated damages shall be computed with respect to each individual laborer or mechanic, including watchmen and guards, employed in violation of the clause set forth in paragraph (1.) of this section, in the sum of \$10 for each calendar day on which such individual was required or permitted to work in excess of the standard workweek of forty hours without payment of the overtime wages required by the clause set forth in paragraph (1.) of this section.

3. Withholding for unpaid wages and liquidated damages. The FHWA or the contracting agency shall upon its own action or upon written request of an authorized representative of the Department of Labor withhold or cause to be withheld, from any moneys payable on account of work performed by the contractor or subcontractor under any such contract or any other Federal contract with the same prime contractor, or any other federally-assisted contract subject to the Contract Work Hours and Safety Standards Act, which is held by the same prime contractor, such sums as may be determined to be necessary to satisfy any liabilities of such contractor or subcontractor for unpaid wages and liquidated damages as provided in the clause set forth in paragraph (2.) of this section.

4. Subcontracts. The contractor or subcontractor shall insert in any subcontracts the clauses set forth in paragraph (1.) through (4.) of this section and also a clause requiring the subcontractors to include these clauses in any lower tier subcontracts. The prime contractor shall be responsible for compliance by any subcontractor or lower tier subcontractor with the clauses set forth in paragraphs (1.) through (4.) of this section.

VI. SUBLETTING OR ASSIGNING THE CONTRACT

This provision is applicable to all Federal-aid construction contracts on the National Highway System.

1. The contractor shall perform with its own organization contract work amounting to not less than 30 percent (or a greater percentage if specified elsewhere in the contract) of the total original contract price, excluding any specialty items designated by the contracting agency. Specialty items may be performed by subcontract and the amount of any such specialty items performed may be deducted from the total original contract price before computing the amount of work required to be performed by the contractor's own organization (23 CFR 635.116).

a. The term "perform work with its own organization" refers to workers employed or leased by the prime contractor, and equipment owned or rented by the prime contractor, with or without operators. Such term does not include employees or equipment of a subcontractor or lower tier subcontractor, agents of the prime contractor, or any other assignees. The term may include payments for the costs of hiring leased employees from an employee leasing firm meeting all relevant Federal and State regulatory requirements. Leased employees may only be included in this term if the prime contractor meets all of the following conditions:

(1) the prime contractor maintains control over the supervision of the day-to-day activities of the leased employees;

(2) the prime contractor remains responsible for the quality of the work of the leased employees;

(3) the prime contractor retains all power to accept or exclude individual employees from work on the project; and

(4) the prime contractor remains ultimately responsible for the payment of predetermined minimum wages, the submission of payrolls, statements of compliance and all other Federal regulatory requirements.

b. "Specialty Items" shall be construed to be limited to work that requires highly specialized knowledge, abilities, or equipment not ordinarily available in the type of contracting organizations qualified and expected to bid or propose on the contract as a whole and in general are to be limited to minor components of the overall contract.

2. The contract amount upon which the requirements set forth in paragraph (1) of Section VI is computed includes the cost of material and manufactured products which are to be purchased or produced by the contractor under the contract provisions.

3. The contractor shall furnish (a) a competent superintendent or supervisor who is employed by the firm, has full authority to direct performance of the work in accordance with the contract requirements, and is in charge of all construction operations (regardless of who performs the work) and (b) such other of its own organizational resources (supervision, management, and engineering services) as the contracting officer determines is necessary to assure the performance of the contract.

4. No portion of the contract shall be sublet, assigned or otherwise disposed of except with the written consent of the contracting officer, or authorized representative, and such consent when given shall not be construed to relieve the contractor of any responsibility for the fulfillment of the contract. Written consent will be given only after the contracting agency has assured that each subcontract is

evidenced in writing and that it contains all pertinent provisions and requirements of the prime contract.

5. The 30% self-performance requirement of paragraph (1) is not applicable to design-build contracts; however, contracting agencies may establish their own self-performance requirements.

VII. SAFETY: ACCIDENT PREVENTION

This provision is applicable to all Federal-aid construction contracts and to all related subcontracts.

1. In the performance of this contract the contractor shall comply with all applicable Federal, State, and local laws governing safety, health, and sanitation (23 CFR 635). The contractor shall provide all safeguards, safety devices and protective equipment and take any other needed actions as it determines, or as the contracting officer may determine, to be reasonably necessary to protect the life and health of employees on the job and the safety of the public and to protect property in connection with the performance of the work covered by the contract.

2. It is a condition of this contract, and shall be made a condition of each subcontract, which the contractor enters into pursuant to this contract, that the contractor and any subcontractor shall not permit any employee, in performance of the contract, to work in surroundings or under conditions which are unsanitary, hazardous or dangerous to his/her health or safety, as determined under construction safety and health standards (29 CFR 1926) promulgated by the Secretary of Labor, in accordance with Section 107 of the Contract Work Hours and Safety Standards Act (40 U.S.C. 3704).

3. Pursuant to 29 CFR 1926.3, it is a condition of this contract that the Secretary of Labor or authorized representative thereof, shall have right of entry to any site of contract performance to inspect or investigate the matter of compliance with the construction safety and health standards and to carry out the duties of the Secretary under Section 107 of the Contract Work Hours and Safety Standards Act (40 U.S.C.3704).

VIII. FALSE STATEMENTS CONCERNING HIGHWAY PROJECTS

This provision is applicable to all Federal-aid construction contracts and to all related subcontracts.

In order to assure high quality and durable construction in conformity with approved plans and specifications and a high degree of reliability on statements and representations made by engineers, contractors, suppliers, and workers on Federal-aid highway projects, it is essential that all persons concerned with the project perform their functions as carefully, thoroughly, and honestly as possible. Willful falsification, distortion, or misrepresentation with respect to any facts related to the project is a violation of Federal law. To prevent any misunderstanding regarding the seriousness of these and similar acts, Form FHWA-1022 shall be posted on each Federal-aid highway project (23 CFR 635) in one or more places where it is readily available to all persons concerned with the project:

18 U.S.C. 1020 reads as follows:

"Whoever, being an officer, agent, or employee of the United States, or of any State or Territory, or whoever, whether a person, association, firm, or corporation, knowingly makes any false statement, false representation, or false report as to the character, quality, quantity, or cost of the material used or to be used, or the quantity or quality of the work performed or to be performed, or the cost thereof in connection with the submission of plans, maps, specifications, contracts, or costs of construction on any highway or related project submitted for approval to the Secretary of Transportation; or

Whoever knowingly makes any false statement, false representation, false report or false claim with respect to the character, quality, quantity, or cost of any work performed or to be performed, or materials furnished or to be furnished, in connection with the construction of any highway or related project approved by the Secretary of Transportation; or

Whoever knowingly makes any false statement or false representation as to material fact in any statement, certificate, or report submitted pursuant to provisions of the Federal-aid Roads Act approved July 1, 1916, (39 Stat. 355), as amended and supplemented;

Shall be fined under this title or imprisoned not more than 5 years or both."

IX. IMPLEMENTATION OF CLEAN AIR ACT AND FEDERAL WATER POLLUTION CONTROL ACT

This provision is applicable to all Federal-aid construction contracts and to all related subcontracts.

By submission of this bid/proposal or the execution of this contract, or subcontract, as appropriate, the bidder, proposer, Federal-aid construction contractor, or subcontractor, as appropriate, will be deemed to have stipulated as follows:

1. That any person who is or will be utilized in the performance of this contract is not prohibited from receiving an award due to a violation of Section 508 of the Clean Water Act or Section 306 of the Clean Air Act.

2. That the contractor agrees to include or cause to be included the requirements of paragraph (1) of this Section X in every subcontract, and further agrees to take such action as the contracting agency may direct as a means of enforcing such requirements.

X. CERTIFICATION REGARDING DEBARMENT, SUSPENSION, INELIGIBILITY AND VOLUNTARY EXCLUSION

This provision is applicable to all Federal-aid construction contracts, design-build contracts, subcontracts, lower-tier subcontracts, purchase orders, lease agreements, consultant contracts or any other covered transaction requiring FHWA approval or that is estimated to cost \$25,000 or more – as defined in 2 CFR Parts 180 and 1200.

1. Instructions for Certification – First Tier Participants:

a. By signing and submitting this proposal, the prospective first tier participant is providing the certification set out below.

b. The inability of a person to provide the certification set out below will not necessarily result in denial of participation in this

covered transaction. The prospective first tier participant shall submit an explanation of why it cannot provide the certification set out below. The certification or explanation will be considered in connection with the department or agency's determination whether to enter into this transaction. However, failure of the prospective first tier participant to furnish a certification or an explanation shall disqualify such a person from participation in this transaction.

c. The certification in this clause is a material representation of fact upon which reliance was placed when the contracting agency determined to enter into this transaction. If it is later determined that the prospective participant knowingly rendered an erroneous certification, in addition to other remedies available to the Federal Government, the contracting agency may terminate this transaction for cause of default.

d. The prospective first tier participant shall provide immediate written notice to the contracting agency to whom this proposal is submitted if any time the prospective first tier participant learns that its certification was erroneous when submitted or has become erroneous by reason of changed circumstances.

e. The terms "covered transaction," "debarred," "suspended," "ineligible," "participant," "person," "principal," and "voluntarily excluded," as used in this clause, are defined in 2 CFR Parts 180 and 1200. "First Tier Covered Transactions" refers to any covered transaction between a grantee or subgrantee of Federal funds and a participant (such as the prime or general contract). "Lower Tier Covered Transactions" refers to any covered transaction under a First Tier Covered Transaction (such as subcontracts). "First Tier Participant" refers to the participant who has entered into a covered transaction with a grantee or subgrantee of Federal funds (such as the prime or general contractor). "Lower Tier Participant" refers any participant who has entered into a covered transaction with a First Tier Participant or other Lower Tier Participants (such as subcontractors and suppliers).

f. The prospective first tier participant agrees by submitting this proposal that, should the proposed covered transaction be entered into, it shall not knowingly enter into any lower tier covered transaction with a person who is debarred, suspended, declared ineligible, or voluntarily excluded from participation in this covered transaction, unless authorized by the department or agency entering into this transaction.

g. The prospective first tier participant further agrees by submitting this proposal that it will include the clause titled "Certification Regarding Debarment, Suspension, Ineligibility and Voluntary Exclusion-Lower Tier Covered Transactions," provided by the department or contracting agency, entering into this covered transaction, without modification, in all lower tier covered transactions and in all solicitations for lower tier covered transactions exceeding the \$25,000 threshold.

h. A participant in a covered transaction may rely upon a certification of a prospective participant in a lower tier covered transaction that is not debarred, suspended, ineligible, or voluntarily excluded from the covered transaction, unless it knows that the certification is erroneous. A participant is responsible for ensuring that its principals are not suspended, debarred, or otherwise ineligible to participate in covered transactions. To verify the eligibility of its principals, as well as the eligibility of any lower tier prospective participants, each participant may, but is not required to, check the Excluded Parties List System website (<https://www.epls.gov/>), which is compiled by the General Services Administration.

i. Nothing contained in the foregoing shall be construed to require the establishment of a system of records in order to render in good faith the certification required by this clause. The knowledge and information of the prospective participant is not required to exceed that which is normally possessed by a prudent person in the ordinary course of business dealings.

j. Except for transactions authorized under paragraph (f) of these instructions, if a participant in a covered transaction knowingly enters into a lower tier covered transaction with a person who is suspended, debarred, ineligible, or voluntarily excluded from participation in this transaction, in addition to other remedies available to the Federal Government, the department or agency may terminate this transaction for cause or default.

* * * * *

2. Certification Regarding Debarment, Suspension, Ineligibility and Voluntary Exclusion – First Tier Participants:

a. The prospective first tier participant certifies to the best of its knowledge and belief, that it and its principals:

- (1) Are not presently debarred, suspended, proposed for debarment, declared ineligible, or voluntarily excluded from participating in covered transactions by any Federal department or agency;
- (2) Have not within a three-year period preceding this proposal been convicted of or had a civil judgment rendered against them for commission of fraud or a criminal offense in connection with obtaining, attempting to obtain, or performing a public (Federal, State or local) transaction or contract under a public transaction; violation of Federal or State antitrust statutes or commission of embezzlement, theft, forgery, bribery, falsification or destruction of records, making false statements, or receiving stolen property;
- (3) Are not presently indicted for or otherwise criminally or civilly charged by a governmental entity (Federal, State or local) with commission of any of the offenses enumerated in paragraph (a)(2) of this certification; and
- (4) Have not within a three-year period preceding this application/proposal had one or more public transactions (Federal, State or local) terminated for cause or default.

b. Where the prospective participant is unable to certify to any of the statements in this certification, such prospective participant shall attach an explanation to this proposal.

2. Instructions for Certification - Lower Tier Participants:

(Applicable to all subcontracts, purchase orders and other lower tier transactions requiring prior FHWA approval or estimated to cost \$25,000 or more - 2 CFR Parts 180 and 1200)

a. By signing and submitting this proposal, the prospective lower tier is providing the certification set out below.

b. The certification in this clause is a material representation of fact upon which reliance was placed when this transaction was entered into. If it is later determined that the prospective lower tier participant knowingly rendered an erroneous certification, in addition to other remedies available to the Federal Government, the department, or agency with which

this transaction originated may pursue available remedies, including suspension and/or debarment.

c. The prospective lower tier participant shall provide immediate written notice to the person to which this proposal is submitted if at any time the prospective lower tier participant learns that its certification was erroneous by reason of changed circumstances.

d. The terms "covered transaction," "debarred," "suspended," "ineligible," "participant," "person," "principal," and "voluntarily excluded," as used in this clause, are defined in 2 CFR Parts 180 and 1200. You may contact the person to which this proposal is submitted for assistance in obtaining a copy of those regulations. "First Tier Covered Transactions" refers to any covered transaction between a grantee or subgrantee of Federal funds and a participant (such as the prime or general contract). "Lower Tier Covered Transactions" refers to any covered transaction under a First Tier Covered Transaction (such as subcontracts). "First Tier Participant" refers to the participant who has entered into a covered transaction with a grantee or subgrantee of Federal funds (such as the prime or general contractor). "Lower Tier Participant" refers any participant who has entered into a covered transaction with a First Tier Participant or other Lower Tier Participants (such as subcontractors and suppliers).

e. The prospective lower tier participant agrees by submitting this proposal that, should the proposed covered transaction be entered into, it shall not knowingly enter into any lower tier covered transaction with a person who is debarred, suspended, declared ineligible, or voluntarily excluded from participation in this covered transaction, unless authorized by the department or agency with which this transaction originated.

f. The prospective lower tier participant further agrees by submitting this proposal that it will include this clause titled "Certification Regarding Debarment, Suspension, Ineligibility and Voluntary Exclusion-Lower Tier Covered Transaction," without modification, in all lower tier covered transactions and in all solicitations for lower tier covered transactions exceeding the \$25,000 threshold.

g. A participant in a covered transaction may rely upon a certification of a prospective participant in a lower tier covered transaction that is not debarred, suspended, ineligible, or voluntarily excluded from the covered transaction, unless it knows that the certification is erroneous. A participant is responsible for ensuring that its principals are not suspended, debarred, or otherwise ineligible to participate in covered transactions. To verify the eligibility of its principals, as well as the eligibility of any lower tier prospective participants, each participant may, but is not required to, check the Excluded Parties List System website (<https://www.epls.gov/>), which is compiled by the General Services Administration.

h. Nothing contained in the foregoing shall be construed to require establishment of a system of records in order to render in good faith the certification required by this clause. The knowledge and information of participant is not required to exceed that which is normally possessed by a prudent person in the ordinary course of business dealings.

i. Except for transactions authorized under paragraph e of these instructions, if a participant in a covered transaction knowingly enters into a lower tier covered transaction with a person who is suspended, debarred, ineligible, or voluntarily excluded from participation in this transaction, in addition to other remedies available to the Federal Government, the

department or agency with which this transaction originated may pursue available remedies, including suspension and/or debarment.

* * * * *

Certification Regarding Debarment, Suspension, Ineligibility and Voluntary Exclusion--Lower Tier Participants:

1. The prospective lower tier participant certifies, by submission of this proposal, that neither it nor its principals is presently debarred, suspended, proposed for debarment, declared ineligible, or voluntarily excluded from participating in covered transactions by any Federal department or agency.

2. Where the prospective lower tier participant is unable to certify to any of the statements in this certification, such prospective participant shall attach an explanation to this proposal.

* * * * *

XI. CERTIFICATION REGARDING USE OF CONTRACT FUNDS FOR LOBBYING

This provision is applicable to all Federal-aid construction contracts and to all related subcontracts which exceed \$100,000 (49 CFR 20).

1. The prospective participant certifies, by signing and submitting this bid or proposal, to the best of his or her knowledge and belief, that:

a. No Federal appropriated funds have been paid or will be paid, by or on behalf of the undersigned, to any person for influencing or attempting to influence an officer or employee of any Federal agency, a Member of Congress, an officer or employee of Congress, or an employee of a Member of Congress in connection with the awarding of any Federal contract, the making of any Federal grant, the making of any Federal loan, the entering into of any cooperative agreement, and the extension, continuation, renewal, amendment, or modification of any Federal contract, grant, loan, or cooperative agreement.

b. If any funds other than Federal appropriated funds have been paid or will be paid to any person for influencing or attempting to influence an officer or employee of any Federal agency, a Member of Congress, an officer or employee of Congress, or an employee of a Member of Congress in connection with this Federal contract, grant, loan, or cooperative agreement, the undersigned shall complete and submit Standard Form-LLL, "Disclosure Form to Report Lobbying," in accordance with its instructions.

2. This certification is a material representation of fact upon which reliance was placed when this transaction was made or entered into. Submission of this certification is a prerequisite for making or entering into this transaction imposed by 31 U.S.C. 1352. Any person who fails to file the required certification shall be subject to a civil penalty of not less than \$10,000 and not more than \$100,000 for each such failure.

3. The prospective participant also agrees by submitting its bid or proposal that the participant shall require that the language of this certification be included in all lower tier subcontracts, which exceed \$100,000 and that all such recipients shall certify and disclose accordingly.

**ATTACHMENT A - EMPLOYMENT AND MATERIALS
PREFERENCE FOR APPALACHIAN DEVELOPMENT
HIGHWAY SYSTEM OR APPALACHIAN LOCAL ACCESS
ROAD CONTRACTS**

This provision is applicable to all Federal-aid projects funded under the Appalachian Regional Development Act of 1965.

1. During the performance of this contract, the contractor undertaking to do work which is, or reasonably may be, done as on-site work, shall give preference to qualified persons who regularly reside in the labor area as designated by the DOL wherein the contract work is situated, or the subregion, or the Appalachian counties of the State wherein the contract work is situated, except:

a. To the extent that qualified persons regularly residing in the area are not available.

b. For the reasonable needs of the contractor to employ supervisory or specially experienced personnel necessary to assure an efficient execution of the contract work.

c. For the obligation of the contractor to offer employment to present or former employees as the result of a lawful collective bargaining contract, provided that the number of nonresident persons employed under this subparagraph (1c) shall not exceed 20 percent of the total number of employees employed by the contractor on the contract work, except as provided in subparagraph (4) below.

2. The contractor shall place a job order with the State Employment Service indicating (a) the classifications of the laborers, mechanics and other employees required to perform the contract work, (b) the number of employees required in each classification, (c) the date on which the participant estimates such employees will be required, and (d) any other pertinent information required by the State Employment Service to complete the job order form. The job order may be placed with the State Employment Service in writing or by telephone. If during the course of the contract work, the information submitted by the contractor in the original job order is substantially modified, the participant shall promptly notify the State Employment Service.

3. The contractor shall give full consideration to all qualified job applicants referred to him by the State Employment Service. The contractor is not required to grant employment to any job applicants who, in his opinion, are not qualified to perform the classification of work required.

4. If, within one week following the placing of a job order by the contractor with the State Employment Service, the State Employment Service is unable to refer any qualified job applicants to the contractor, or less than the number requested, the State Employment Service will forward a certificate to the contractor indicating the unavailability of applicants. Such certificate shall be made a part of the contractor's permanent project records. Upon receipt of this certificate, the contractor may employ persons who do not normally reside in the labor area to fill positions covered by the certificate, notwithstanding the provisions of subparagraph (1c) above.

5. The provisions of 23 CFR 633.207(e) allow the contracting agency to provide a contractual preference for the use of mineral resource materials native to the Appalachian region.

6. The contractor shall include the provisions of Sections 1 through 4 of this Attachment A in every subcontract for work which is, or reasonably may be, done as on-site work.

**KENTUCKY TRANSPORTATION CABINET
DEPARTMENT OF HIGHWAYS**

**EMPLOYMENT REQUIREMENTS
RELATING TO
NONDISCRIMINATION OF EMPLOYEES
(APPLICABLE TO FEDERAL-AID SYSTEM CONTRACTS)**

**AN ACT OF THE KENTUCKY GENERAL ASSEMBLY
TO PREVENT DISCRIMINATION IN EMPLOYMENT**

**KRS CHAPTER 344
EFFECTIVE JUNE 16, 1972**

The contract on this project, in accordance with KRS Chapter 344, provides that during the performance of this contract, the contractor agrees as follows:

1. The contractor shall not fail or refuse to hire, or shall not discharge any individual, or otherwise discriminate against an individual with respect to his compensation, terms, conditions, or privileges of employment, because of such individual's race, color, religion, national origin, sex, disability or age (forty and above); or limit, segregate, or classify his employees in any way which would deprive or tend to deprive an individual of employment opportunities or otherwise adversely affect his status as an employee, because of such individual's race, color, religion, national origin, sex, disability or age forty (40) and over. The contractor agrees to post in conspicuous places, available to employees and applicants for employment, notices to be provided setting forth the provisions of this nondiscrimination clause.

2. The contractor shall not print or publish or cause to be printed or published a notice or advertisement relating to employment by such an employer or membership in or any classification or referral for employment by the employment agency, indicating any preference, limitation, specification, or discrimination, based on race, color, religion, national origin, sex, or age forty (40) and over, or because the person is a qualified individual with a disability, except that such a notice or advertisement may indicate a preference, limitation, or specification based on religion, national origin, sex, or age forty (40) and over, or because the person is a qualified individual with a disability, when religion, national origin, sex, or age forty (40) and over, or because the person is a qualified individual with a disability, is a bona fide occupational qualification for employment.

3. If the contractor is in control of apprenticeship or other training or retraining, including on-the-job training programs, he shall not discriminate against an individual because of his race, color, religion, national origin, sex, disability or age forty (40) and over, in admission to, or employment in any program established to provide apprenticeship or other training.

4. The contractor will send to each labor union or representative of workers with which he has a collective bargaining agreement or other contract or understanding, a notice to be provided advising the said labor union or workers' representative of the contractor's commitments under this section, and shall post copies of the notice in conspicuous places available to employees and applicants for employment. The contractor will take such action with respect to any subcontract or purchase order as the administering agency may direct as a means of enforcing such provisions, including sanctions for non-compliance.

Revised: January 25, 2017

EXECUTIVE BRANCH CODE OF ETHICS

In the 1992 regular legislative session, the General Assembly passed and Governor Brereton Jones signed Senate Bill 63 (codified as KRS 11A), the Executive Branch Code of Ethics, which states, in part:

KRS 11A.040 (7) provides:

No present or former public servant shall, within six (6) months following termination of his office or employment, accept employment, compensation, or other economic benefit from any person or business that contracts or does business with, or is regulated by, the state in matters in which he was directly involved during the last thirty-six (36) months of his tenure. This provision shall not prohibit an individual from returning to the same business, firm, occupation, or profession in which he was involved prior to taking office or beginning his term of employment, or for which he received, prior to his state employment, a professional degree or license, provided that, for a period of six (6) months, he personally refrains from working on any matter in which he was directly involved during the last thirty-six (36) months of his tenure in state government. This subsection shall not prohibit the performance of ministerial functions, including but not limited to filing tax returns, filing applications for permits or licenses, or filing incorporation papers, nor shall it prohibit the former officer or public servant from receiving public funds disbursed through entitlement programs.

KRS 11A.040 (9) states:

A former public servant shall not represent a person or business before a state agency in a matter in which the former public servant was directly involved during the last thirty-six (36) months of his tenure, for a period of one (1) year after the latter of:

- a) The date of leaving office or termination of employment; or
- b) The date the term of office expires to which the public servant was elected.

This law is intended to promote public confidence in the integrity of state government and to declare as public policy the idea that state employees should view their work as a public trust and not as a way to obtain private benefits.

If you have worked for the executive branch of state government within the past six months, you may be subject to the law's prohibitions. The law's applicability may be different if you hold elected office or are contemplating representation of another before a state agency.

Also, if you are affiliated with a firm which does business with the state and which employs former state executive-branch employees, you should be aware that the law may apply to them.

In case of doubt, the law permits you to request an advisory opinion from the Executive Branch Ethics Commission, 3 Fountain Place, Frankfort, Kentucky 40601; telephone (502) 564-7954.

Revised: January 27, 2017

General Decision Number: KY170100 10/13/2017 KY100

Superseded General Decision Number: KY20160100

State: Kentucky

Construction Type: Highway

Counties: Anderson, Bath, Bourbon, Boyd, Boyle, Bracken, Breckinridge, Bullitt, Carroll, Carter, Clark, Elliott, Fayette, Fleming, Franklin, Gallatin, Grant, Grayson, Greenup, Hardin, Harrison, Henry, Jefferson, Jessamine, Larue, Lewis, Madison, Marion, Mason, Meade, Mercer, Montgomery, Nelson, Nicholas, Oldham, Owen, Robertson, Rowan, Scott, Shelby, Spencer, Trimble, Washington and Woodford Counties in Kentucky.

HIGHWAY CONSTRUCTION PROJECTS (excluding tunnels, building structures in rest area projects & railroad construction; bascule, suspension & spandrel arch bridges designed for commercial navigation, bridges involving marine construction; and other major bridges).

Note: Under Executive Order (EO) 13658, an hourly minimum wage of \$10.20 for calendar year 2017 applies to all contracts subject to the Davis-Bacon Act for which the contract is awarded (and any solicitation was issued) on or after January 1, 2015. If this contract is covered by the EO, the contractor must pay all workers in any classification listed on this wage determination at least \$10.20 (or the applicable wage rate listed on this wage determination, if it is higher) for all hours spent performing on the contract in calendar year 2017. The EO minimum wage rate will be adjusted annually. Additional information on contractor requirements and worker protections under the EO is available at www.dol.gov/whd/govcontracts.

Modification Number	Publication Date
0	01/06/2017
1	01/13/2017
2	02/03/2017
3	03/10/2017
4	05/19/2017
5	07/14/2017
6	08/04/2017
7	08/11/2017
8	09/08/2017
9	09/15/2017
10	09/29/2017
11	10/13/2017

* BRIN0004-003 06/01/2017

BRECKENRIDGE COUNTY

	Rates	Fringes
BRICKLAYER.....	\$ 26.80	12.38

* BRKY0001-005 06/01/2017

BULLITT, CARROLL, GRAYSON, HARDIN, HENRY, JEFFERSON, LARUE,
MARION, MEADE, NELSON, OLDHAM, SHELBY, SPENCER, & TRIMBLE
COUNTIES:

	Rates	Fringes
BRICKLAYER.....	\$ 26.80	12.38

* BRKY0002-006 06/01/2017

BRACKEN, GALLATIN, GRANT, MASON & ROBERTSON COUNTIES:

	Rates	Fringes
BRICKLAYER.....	\$ 27.81	13.01

* BRKY0007-004 06/01/2017

BOYD, CARTER, ELLIOT, FLEMING, GREENUP, LEWIS & ROWAN COUNTIES:

	Rates	Fringes
BRICKLAYER.....	\$ 32.98	19.02

* BRKY0017-004 06/01/2017

ANDERSON, BATH, BOURBON, BOYLE, CLARK, FAYETTE, FRANKLIN,
HARRISON, JESSAMINE, MADISON, MERCER, MONTGOMERY, NICHOLAS,
OWEN, SCOTT, WASHINGTON & WOODFORD COUNTIES:

	Rates	Fringes
BRICKLAYER.....	\$ 26.47	12.76

CARP0064-001 05/01/2015

	Rates	Fringes
CARPENTER.....	\$ 27.50	16.06
Diver.....	\$ 41.63	16.06
PILEDRIVERMAN.....	\$ 27.75	16.06

ELEC0212-008 06/05/2017

BRACKEN, GALLATIN and GRANT COUNTIES

	Rates	Fringes
ELECTRICIAN.....	\$ 27.90	17.56

ELEC0212-014 12/01/2014

BRACKEN, GALLATIN & GRANT COUNTIES:

Rates	Fringes
-------	---------

Sound & Communication Technician.....	\$ 22.75	10.08
--	----------	-------

ELEC0317-012 06/01/2016

BOYD, CARTER, ELLIOT & ROWAN COUNTIES:

	Rates	Fringes
ELECTRICIAN (Wiremen)		
Cable Splicer.....	\$ 32.68	18.13
Electrician.....	\$ 33.31	22.98

ELEC0369-007 05/31/2017

ANDERSON, BATH, BOURBON, BOYLE, BRECKINRIDGE, BULLITT, CARROLL,
CLARK, FAYETTE, FRAONKLIN, GRAYSON, HARDIN, HARRISON, HENRY,
JEFFERSON, JESSAMINE, LARUE, MADISON, MARION, MEADE, MERCER,
MONTGOMERY, NELSON, NICHOLAS, OLDHAM, OWEN, ROBERTSON, SCOTT,
SHELBY, SPENCER, TRIMBLE, WASHINGTON, & WOODFORD COUNTIES:

	Rates	Fringes
ELECTRICIAN.....	\$ 31.07	16.60

ELEC0575-002 05/29/2017

FLEMING, GREENUP, LEWIS & MASON COUNTIES:

	Rates	Fringes
ELECTRICIAN.....	\$ 32.15	15.77

ENGI0181-018 07/01/2017

	Rates	Fringes
POWER EQUIPMENT OPERATOR		
GROUP 1.....	\$ 31.95	15.15
GROUP 2.....	\$ 29.09	15.15
GROUP 3.....	\$ 29.54	15.15
GROUP 4.....	\$ 28.77	15.15

OPERATING ENGINEER CLASSIFICATIONS

GROUP 1 - A-Frame Winch Truck; Auto Patrol; Backfiller;
Batcher Plant; Bituminous Paver; Bituminous Transfer
Machine; Boom Cat; Bulldozer; Mechanic; Cableway; Carry-All
Scoop; Carry Deck Crane; Central Compressor Plant; Cherry
Picker; Clamshell; Concrete Mixer (21 cu. ft. or Over);
Concrete Paver; Truck-Mounted Concrete Pump; Core Drill;
Crane; Crusher Plant; Derrick; Derrick Boat; Ditching &
Trenching Machine; Dragline; Dredge Operator; Dredge
Engineer; Elevating Grader & Loaders; Grade-All; Gurrries;
Heavy Equipment Robotics Operator/Mechanic; High Lift;
Hoe-Type Machine; Hoist (Two or More Drums); Hoisting
Engine (Two or More Drums); Horizontal Directional Drill
Operator; Hydrocrane; Hyster; KeCal Loader; LeTourneau;
Locomotive; Mechanic; Mechanically Operated Laser Screed;

Mechanic Welder; Mucking Machine; Motor Scraper; Orangepeel Bucket; Overhead Crane; Piledriver; Power Blade; Pumpcrete; Push Dozer; Rock Spreader, attached to equipment; Rotary Drill; Roller (Bituminous); Rough Terrain Crane; Scarifier; Scoopmobile; Shovel; Side Boom; Subgrader; Tailboom; Telescoping Type Forklift; Tow or Push Boat; Tower Crane (French, German & other types); Tractor Shovel; Truck Crane; Tunnel Mining Machines, including Moles, Shields or similar types of Tunnel Mining Equipment

GROUP 2 - Air Compressor (Over 900 cu. ft. per min.); Bituminous Mixer; Boom Type Tamping Machine; Bull Float; Concrete Mixer (Under 21 cu. ft.); Dredge Engineer; Electric Vibrator; Compactor/Self-Propelled Compactor; Elevator (One Drum or Buck Hoist); Elevator (When used to Hoist Building Material); Finish Machine; Firemen & Hoist (One Drum); Flexplane; Forklift (Regardless of Lift Height); Form Grader; Joint Sealing Machine; Outboard Motor Boat; Power Sweeper (Riding Type); Roller (Rock); Ross Carrier; Skid Mounted or Trailer Mounted Concrete Pump; Skid Steer Machine with all Attachments; Switchman or Brakeman; Throttle Valve Person; Tractair & Road Widening Trencher; Tractor (50 H.P. or Over); Truck Crane Oiler; Tugger; Welding Machine; Well Points; & Whirley Oiler

GROUP 3 - All Off Road Material Handling Equipment, including Articulating Dump Trucks; Greaser on Grease Facilities servicing Heavy Equipment

GROUP 4 - Bituminous Distributor; Burlap & Curing Machine; Cement Gun; Concrete Saw; Conveyor; Deckhand Oiler; Grout Pump; Hydraulic Post Driver; Hydro Seeder; Mud Jack; Oiler; Paving Joint Machine; Power Form Handling Equipment; Pump; Roller (Earth); Steerman; Tamping Machine; Tractor (Under 50 H.P.); & Vibrator

CRANES - with booms 150 ft. & Over (Including JIB), and where the length of the boom in combination with the length of the piling leads equals or exceeds 150 ft. - \$1.00 over Group 1 rate

EMPLOYEES ASSIGNED TO WORK BELOW GROUND LEVEL ARE TO BE PAID 10% ABOVE BASIC WAGE RATE. THIS DOES NOT APPLY TO OPEN CUT WORK.

IRON0044-009 06/01/2017

BRACKEN, GALLATIN, GRANT, HARRISON, ROBERTSON,
BOURBON (Northern third, including Townships of Jackson, Millersburg, Ruddel Mills & Shawhan);
CARROLL (Eastern third, including the Township of Ghent);
FLEMING (Western part, excluding Townships of Beechburg, Colfax, Elizaville, Flemingsburg, Flemingsburg Junction, Foxport, Grange City, Hillsboro, Hilltop, Mount Carmel, Muses Mills, Nepton, Pecksridge, Plummers Landing, Plummers Mill, Poplar Plains, Ringos Mills, Tilton & Wallingford);
MASON (Western two-thirds, including Townships of Dover, Lewisburg, Mays Lick, Maysville, Minerva, Moranburg, Murphysville, Ripley, Sardis, Shannon, South Ripley &

Washington);
 NICHOLAS (Townships of Barefoot, Barterville, Carlisle, Ellisville, Headquarters, Henryville, Morningglory, Myers & Oakland Mills);
 OWEN (Townships of Beechwood, Bromley, Fairbanks, Holbrook, Jonesville, Long Ridge, Lusby's Mill, New, New Columbus, New Liberty, Owenton, Poplar Grove, Rockdale, Sanders, Teresita & Wheatley);
 SCOTT (Northern two-thirds, including Townships of Biddle, Davis, Delaplain, Elmville, Longlick, Muddy Ford, Oxford, Rogers Gap, Sadieville, Skinnersburg & Stonewall)

	Rates	Fringes
IRONWORKER		
Fence Erector.....	\$ 23.76	19.15
Structural.....	\$ 27.60	20.10

 IRON0070-006 06/01/2017

ANDERSON, BOYLE, BRECKINRIDGE, BULLITT, FAYETTE, FRANKLIN, GRAYSON, HARDIN, HENRY, JEFFERSON, JESSAMINE, LARUE, MADISON, MARION, MEADE, MERCER, NELSON, OLDHAM, SHELBY, SPENCER, TRIMBLE, WASHINGTON & WOODFORD
 BOURBON (Southern two-thirds, including Townships of Austerlity, Centerville, Clintonville, Elizabeth, Hutchison, Littlerock, North Middletown & Paris);
 CARROLL (Western two-thirds, including Townships of Carrollton, Easterday, English, Locust, Louis, Prestonville & Worthville);
 CLARK (Western two-thirds, including Townships of Becknerville, Flanagan, Ford, Pine Grove, Winchester & Wyandotte);
 OWEN (Eastern eighth, including Townships of Glenmary, Gratz, Monterey, Perry Park & Tacketts Mill);
 SCOTT (Southern third, including Townships of Georgetown, Great Crossing, Newtown, Stampling Ground & Woodlake);

	Rates	Fringes
IRONWORKER.....	\$ 28.30	21.85

 IRON0769-007 06/01/2017

BATH, BOYD, CARTER, ELLIOTT, GREENUP, LEWIS, MONTGOMERY & ROWAN CLARK (Eastern third, including townships of Bloomingdale, Hunt, Indian Fields, Kiddville, Loglick, Rightangele & Thomson);
 FLEMING (Townships of Beechburg, Colfax, Elizaville, Flemingsburg, Flemingsburg Junction, Foxport, Grange City, Hillsboro, Hilltop, Mount Carmel, Muses Mills, Nepton, Pecksridge, Plummers Landing, Plummers Mill, Poplar Plains, Ringos Mills, Tilton & Wallingford);
 MASON (Eastern third, including Townships of Helena, Marshall, Orangeburg, Plumville & Springdale);
 NICHOLAS (Eastern eighth, including the Township of Moorefield Sprout)

Rates Fringes

IRONWORKER

ZONE 1.....	\$ 31.33	23.97
ZONE 2.....	\$ 31.73	23.97
ZONE 3.....	\$ 33.33	23.97

ZONE 1 - Up to 10 mile radius of Union Hall, Ashland, Ky.,
1643 Greenup Ave.

ZONE 2 - 10 to 50 mile radius of Union Hall, Ashland, Ky.,
1643 Greenup Ave.

ZONE 3 - 50 mile radius & over of Union Hall, Ashland, Ky.,
1643 Greenup Ave.

LABO0189-003 07/01/2016

BATH, BOURBON, BOYD, BOYLE, BRACKEN, CARTER, CLARK, ELLIOTT,
FAYETTE, FLEMING, FRANKLIN, GALLATIN, GRANT, GREENUP, HARRISON,
JESSAMINE, LEWIS, MADISON, MASON, MERCER, MONTGOMERY, NICHOLAS,
OWEN, ROBERTSON, ROWAN, SCOTT, & WOOLFORD COUNTIES

Rates Fringes

Laborers:

GROUP 1.....	\$ 23.14	13.29
GROUP 2.....	\$ 23.39	13.29
GROUP 3.....	\$ 23.44	13.29
GROUP 4.....	\$ 24.04	13.29

LABORERS CLASSIFICATIONS

GROUP 1 - Aging & Curing of Concrete; Asbestos Abatement
Worker; Asphalt Plant; Asphalt; Batch Truck Dump; Carpenter
Tender; Cement Mason Tender; Cleaning of Machines;
Concrete; Demolition; Dredging; Environmental - Nuclear,
Radiation, Toxic & Hazardous Waste - Level D; Flagperson;
Grade Checker; Hand Digging & Hand Back Filling; Highway
Marker Placer; Landscaping, Mesh Handler & Placer; Puddler;
Railroad; Rip-rap & Grouter; Right-of-Way; Sign, Guard Rail
& Fence Installer; Signal Person; Sound Barrier Installer;
Storm & Sanitary Sewer; Swamper; Truck Spotter & Dumper;
Wrecking of Concrete Forms; General Cleanup

GROUP 2 - Batter Board Man (Sanitary & Storm Sewer);
Brickmason Tender; Mortar Mixer Operator; Scaffold Builder;
Burner & Welder; Bushhammer; Chain Saw Operator; Concrete
Saw Operator; Deckhand Scow Man; Dry Cement Handler;
Environmental - Nuclear, Radiation, Toxic & Hazardous Waste
- Level C; Forklift Operator for Masonary; Form Setter;
Green Concrete Cutting; Hand Operated Grouter & Grinder
Machine Operator; Jackhammer; Pavement Breaker; Paving
Joint Machine; Pipelayer; Plastic Pipe Fusion; Power Driven
Georgia Buggy & Wheel Barrow; Power Post Hole Digger;
Precast Manhole Setter; Walk-Behind Tamper; Walk-Behind
Trencher; Sand Blaster; Concrete Chipper; Surface Grinder;
Vibrator Operator; Wagon Driller

GROUP 3 - Asphalt Luteman & Raker; Gunnite Nozzleman;

Gunnite Operator & Mixer; Grout Pump Operator; Side Rail
Setter; Rail Paved Ditches; Screw Operator; Tunnel (Free
Air); Water Blaster

GROUP 4 - Caisson Worker (Free Air); Cement Finisher;
Environmental - Nuclear, Radiation, Toxic & Hazardous Waste
- Levels A & B; Miner & Driller (Free Air); Tunnel Blaster;
& Tunnel Mucker (Free Air); Directional & Horizontal
Boring; Air Track Drillers (All Types); Powdermen &
Blasters; Troxler & Concrete Tester if Laborer is Utilized

LABO0189-008 07/01/2017

ANDERSON, BULLITT, CARROLL, HARDIN, HENRY, JEFFERSON, LARUE,
MARION, MEADE, NELSON, OLDHAM, SHELBY, SPENCER, TRIMBLE &
WASHINGTON COUNTIES

	Rates	Fringes
Laborers:		
GROUP 1.....	\$ 23.14	13.29
GROUP 2.....	\$ 23.39	13.29
GROUP 3.....	\$ 23.44	13.29
GROUP 4.....	\$ 24.04	13.29

LABORERS CLASSIFICATIONS

GROUP 1 - Aging & Curing of Concrete; Asbestos Abatement
Worker; Asphalt Plant; Asphalt; Batch Truck Dump; Carpenter
Tender; Cement Mason Tender; Cleaning of Machines;
Concrete; Demolition; Dredging; Environmental - Nuclear,
Radiation, Toxic & Hazardous Waste - Level D; Flagperson;
Grade Checker; Hand Digging & Hand Back Filling; Highway
Marker Placer; Landscaping, Mesh Handler & Placer; Puddler;
Railroad; Rip-rap & Grouter; Right-of-Way; Sign, Guard Rail
& Fence Installer; Signal Person; Sound Barrier Installer;
Storm & Sanitary Sewer; Swamper; Truck Spotter & Dumper;
Wrecking of Concrete Forms; General Cleanup

GROUP 2 - Batter Board Man (Sanitary & Storm Sewer);
Brickmason Tender; Mortar Mixer Operator; Scaffold Builder;
Burner & Welder; Bushhammer; Chain Saw Operator; Concrete
Saw Operator; Deckhand Scow Man; Dry Cement Handler;
Environmental - Nuclear, Radiation, Toxic & Hazardous Waste
- Level C; Forklift Operator for Masonary; Form Setter;
Green Concrete Cutting; Hand Operated Grouter & Grinder
Machine Operator; Jackhammer; Pavement Breaker; Paving
Joint Machine; Pipelayer; Plastic Pipe Fusion; Power Driven
Georgia Buggy & Wheel Barrow; Power Post Hole Digger;
Precast Manhole Setter; Walk-Behind Tamper; Walk-Behind
Trencher; Sand Blaster; Concrete Chipper; Surface Grinder;
Vibrator Operator; Wagon Driller

GROUP 3 - Asphalt Luteman & Raker; Gunnite Nozzleman;
Gunnite Operator & Mixer; Grout Pump Operator; Side Rail
Setter; Rail Paved Ditches; Screw Operator; Tunnel (Free
Air); Water Blaster

GROUP 4 - Caisson Worker (Free Air); Cement Finisher;
Environmental - Nuclear, Radiation, Toxic & Hazardous Waste
- Levels A & B; Miner & Driller (Free Air); Tunnel Blaster;
& Tunnel Mucker (Free Air); Directional & Horizontal
Boring; Air Track Drillers (All Types); Powdermen &
Blasters; Troxler & Concrete Tester if Laborer is Utilized

LABO0189-009 07/01/2014

BRECKINRIDGE & GRAYSON COUNTIES

	Rates	Fringes
Laborers:		
GROUP 1.....	\$ 22.66	11.10
GROUP 2.....	\$ 22.91	11.10
GROUP 3.....	\$ 22.96	11.10
GROUP 4.....	\$ 23.56	11.10

LABORERS CLASSIFICATIONS

GROUP 1 - Aging & Curing of Concrete; Asbestos Abatement
Worker; Asphalt Plant; Asphalt; Batch Truck Dump; Carpenter
Tender; Cement Mason Tender; Cleaning of Machines;
Concrete; Demolition; Dredging; Environmental - Nuclear,
Radiation, Toxic & Hazardous Waste - Level D; Flagperson;
Grade Checker; Hand Digging & Hand Back Filling; Highway
Marker Placer; Landscaping, Mesh Handler & Placer; Puddler;
Railroad; Rip-rap & Grouter; Right-of-Way; Sign, Guard Rail
& Fence Installer; Signal Person; Sound Barrier Installer;
Storm & Sanitary Sewer; Swamper; Truck Spotter & Dumper;
Wrecking of Concrete Forms; General Cleanup

GROUP 2 - Batter Board Man (Sanitary & Storm Sewer);
Brickmason Tender; Mortar Mixer Operator; Scaffold Builder;
Burner & Welder; Bushhammer; Chain Saw Operator; Concrete
Saw Operator; Deckhand Scow Man; Dry Cement Handler;
Environmental - Nuclear, Radiation, Toxic & Hazardous Waste
- Level C; Forklift Operator for Masonary; Form Setter;
Green Concrete Cutting; Hand Operated Grouter & Grinder
Machine Operator; Jackhammer; Pavement Breaker; Paving
Joint Machine; Pipelayer; Plastic Pipe Fusion; Power Driven
Georgia Buggy & Wheel Barrow; Power Post Hole Digger;
Precast Manhole Setter; Walk-Behind Tamper; Walk-Behind
Trencher; Sand Blaster; Concrete Chipper; Surface Grinder;
Vibrator Operator; Wagon Driller

GROUP 3 - Asphalt Luteman & Raker; Gunnite Nozzleman;
Gunnite Operator & Mixer; Grout Pump Operator; Side Rail
Setter; Rail Paved Ditches; Screw Operator; Tunnel (Free
Air); Water Blaster

GROUP 4 - Caisson Worker (Free Air); Cement Finisher;
Environmental - Nuclear, Radiation, Toxic & Hazardous Waste
- Levels A & B; Miner & Driller (Free Air); Tunnel Blaster;
& Tunnel Mucker (Free Air); Directional & Horizontal
Boring; Air Track Drillers (All Types); Powdermen &
Blasters; Troxler & Concrete Tester if Laborer is Utilized

PAIN0012-005 06/11/2005

BATH, BOURBON, BOYLE, CLARK, FAYETTE, FLEMING, FRANKLIN,
HARRISON, JESSAMINE, MADISON, MERCER, MONTGOMERY, NICHOLAS,
ROBERTSON, SCOTT & WOODFORD COUNTIES:

	Rates	Fringes
PAINTER		
Bridge/Equipment Tender and/or Containment Builder..\$	18.90	5.90
Brush & Roller.....\$	21.30	5.90
Elevated Tanks; Steeplejack Work; Bridge & Lead Abatement.....\$	22.30	5.90
Sandblasting & Waterblasting.....\$	22.05	5.90
Spray.....\$	21.80	5.90

PAIN0012-017 05/01/2015

BRACKEN, GALLATIN, GRANT, MASON & OWEN COUNTIES:

	Rates	Fringes
PAINTER (Heavy & Highway Bridges - Guardrails - Lightpoles - Striping)		
Bridge Equipment Tender and Containment Builder.....\$	20.73	9.06
Brush & Roller.....\$	23.39	9.06
Elevated Tanks; Steeplejack Work; Bridge & Lead Abatement.....\$	24.39	9.06
Sandblasting & Water Blasting.....\$	24.14	9.06
Spray.....\$	23.89	9.06

PAIN0118-004 06/01/2014

ANDERSON, BRECKINRIDGE, BULLITT, CARROLL, GRAYSON, HARDIN,
HENRY, JEFFERSON, LARUE, MARION, MEADE, NELSON, OLDHAM, SHELBY,
SPENCER, TRIMBLE & WASHINGTON COUNTIES:

	Rates	Fringes
PAINTER		
Brush & Roller.....\$	18.50	11.97
Spray, Sandblast, Power Tools, Waterblast & Steam Cleaning.....\$	19.50	11.97

PAIN1072-003 12/01/2016

BOYD, CARTER, ELLIOTT, GREENUP, LEWIS and ROWAN COUNTIES

Rates	Fringes
-------	---------

Painters:

Bridges; Locks; Dams;		
Tension Towers & Energized		
Substations.....	\$ 32.98	16.15
Power Generating Facilities.	\$ 29.74	16.15

PLUM0248-003 06/01/2017

BOYD, CARTER, ELLIOTT, GREENUP, LEWIS & ROWAN COUNTIES:

	Rates	Fringes
Plumber and Steamfitter.....	\$ 35.00	25.12

PLUM0392-007 06/01/2014

BRACKEN, CARROLL (Eastern Half), GALLATIN, GRANT, MASON, OWEN & ROBERTSON COUNTIES:

	Rates	Fringes
Plumbers and Pipefitters.....	\$ 29.80	17.79

PLUM0502-003 08/01/2016

BRECKINRIDGE, BULLITT, CARROLL (Western Half), FRANKLIN (Western three-fourths), GRAYSON, HARDIN, HENRY, JEFFERSON, LARUE, MARION, MEADE, NELSON, OLDHAM, SHELBY, SPENCER, TRIMBLE & WASHINGTON COUNTIES

	Rates	Fringes
PLUMBER.....	\$ 32.00	20.13

SUKY2010-160 10/08/2001

	Rates	Fringes
Truck drivers:		
GROUP 1.....	\$ 16.57	7.34
GROUP 2.....	\$ 16.68	7.34
GROUP 3.....	\$ 16.86	7.34
GROUP 4.....	\$ 16.96	7.34

TRUCK DRIVER CLASSIFICATIONS

GROUP 1 - Mobile Batch Truck Tender

GROUP 2 - Greaser; Tire Changer; & Mechanic Tender

GROUP 3 - Single Axle Dump; Flatbed; Semi-trailer or Pole Trailer when used to pull building materials and equipment; Tandem Axle Dump; Distributor; Mixer; & Truck Mechanic

GROUP 4 - Euclid & Other Heavy Earthmoving Equipment & Lowboy; Articulator Cat; 5-Axle Vehicle; Winch & A-Frame when used in transporting materials; Ross Carrier; Forklift

when used to transport building materials; & Pavement
Breaker

WELDERS - Receive rate prescribed for craft performing
operation to which welding is incidental.

=====
Note: Executive Order (EO) 13706, Establishing Paid Sick Leave
for Federal Contractors applies to all contracts subject to the
Davis-Bacon Act for which the contract is awarded (and any
solicitation was issued) on or after January 1, 2017. If this
contract is covered by the EO, the contractor must provide
employees with 1 hour of paid sick leave for every 30 hours
they work, up to 56 hours of paid sick leave each year.
Employees must be permitted to use paid sick leave for their
own illness, injury or other health-related needs, including
preventive care; to assist a family member (or person who is
like family to the employee) who is ill, injured, or has other
health-related needs, including preventive care; or for reasons
resulting from, or to assist a family member (or person who is
like family to the employee) who is a victim of, domestic
violence, sexual assault, or stalking. Additional information
on contractor requirements and worker protections under the EO
is available at www.dol.gov/whd/govcontracts.

Unlisted classifications needed for work not included within
the scope of the classifications listed may be added after
award only as provided in the labor standards contract clauses
(29CFR 5.5 (a) (1) (ii)).

The body of each wage determination lists the classification
and wage rates that have been found to be prevailing for the
cited type(s) of construction in the area covered by the wage
determination. The classifications are listed in alphabetical
order of "identifiers" that indicate whether the particular
rate is a union rate (current union negotiated rate for local),
a survey rate (weighted average rate) or a union average rate
(weighted union average rate).

Union Rate Identifiers

A four letter classification abbreviation identifier enclosed
in dotted lines beginning with characters other than "SU" or
"UAVG" denotes that the union classification and rate were
prevailing for that classification in the survey. Example:
PLUM0198-005 07/01/2014. PLUM is an abbreviation identifier of
the union which prevailed in the survey for this
classification, which in this example would be Plumbers. 0198
indicates the local union number or district council number
where applicable, i.e., Plumbers Local 0198. The next number,
005 in the example, is an internal number used in processing
the wage determination. 07/01/2014 is the effective date of the
most current negotiated rate, which in this example is July 1,

2014.

Union prevailing wage rates are updated to reflect all rate changes in the collective bargaining agreement (CBA) governing this classification and rate.

Survey Rate Identifiers

Classifications listed under the "SU" identifier indicate that no one rate prevailed for this classification in the survey and the published rate is derived by computing a weighted average rate based on all the rates reported in the survey for that classification. As this weighted average rate includes all rates reported in the survey, it may include both union and non-union rates. Example: SULA2012-007 5/13/2014. SU indicates the rates are survey rates based on a weighted average calculation of rates and are not majority rates. LA indicates the State of Louisiana. 2012 is the year of survey on which these classifications and rates are based. The next number, 007 in the example, is an internal number used in producing the wage determination. 5/13/2014 indicates the survey completion date for the classifications and rates under that identifier.

Survey wage rates are not updated and remain in effect until a new survey is conducted.

Union Average Rate Identifiers

Classification(s) listed under the UAVG identifier indicate that no single majority rate prevailed for those classifications; however, 100% of the data reported for the classifications was union data. EXAMPLE: UAVG-OH-0010 08/29/2014. UAVG indicates that the rate is a weighted union average rate. OH indicates the state. The next number, 0010 in the example, is an internal number used in producing the wage determination. 08/29/2014 indicates the survey completion date for the classifications and rates under that identifier.

A UAVG rate will be updated once a year, usually in January of each year, to reflect a weighted average of the current negotiated/CBA rate of the union locals from which the rate is based.

WAGE DETERMINATION APPEALS PROCESS

1.) Has there been an initial decision in the matter? This can be:

- * an existing published wage determination
- * a survey underlying a wage determination
- * a Wage and Hour Division letter setting forth a position on a wage determination matter
- * a conformance (additional classification and rate) ruling

On survey related matters, initial contact, including requests for summaries of surveys, should be with the Wage and Hour

Regional Office for the area in which the survey was conducted because those Regional Offices have responsibility for the Davis-Bacon survey program. If the response from this initial contact is not satisfactory, then the process described in 2.) and 3.) should be followed.

With regard to any other matter not yet ripe for the formal process described here, initial contact should be with the Branch of Construction Wage Determinations. Write to:

Branch of Construction Wage Determinations
Wage and Hour Division
U.S. Department of Labor
200 Constitution Avenue, N.W.
Washington, DC 20210

2.) If the answer to the question in 1.) is yes, then an interested party (those affected by the action) can request review and reconsideration from the Wage and Hour Administrator (See 29 CFR Part 1.8 and 29 CFR Part 7). Write to:

Wage and Hour Administrator
U.S. Department of Labor
200 Constitution Avenue, N.W.
Washington, DC 20210

The request should be accompanied by a full statement of the interested party's position and by any information (wage payment data, project description, area practice material, etc.) that the requestor considers relevant to the issue.

3.) If the decision of the Administrator is not favorable, an interested party may appeal directly to the Administrative Review Board (formerly the Wage Appeals Board). Write to:

Administrative Review Board
U.S. Department of Labor
200 Constitution Avenue, N.W.
Washington, DC 20210

4.) All decisions by the Administrative Review Board are final.

=====

END OF GENERAL DECISION

Fringe benefit amounts are applicable for all hours worked except when otherwise noted.

No laborer, workman or mechanic shall be paid at a rate less than that of a Journeyman except those classified as bona fide apprentices.

Apprentices or trainees shall be permitted to work as such subject to Administrative Regulations adopted by the Commissioner of Workplace Standards. Copies of these regulations will be furnished upon request from any interested person.

Before using apprentices on the job the contractor shall present to the Contracting Officer written evidence of registration of such employees in a program of a State apprenticeship and training agency approved and recognized by the U. S. Bureau of Apprenticeship and Training. In the absence of such a State agency, the contractor shall submit evidence of approval and registration by the U. S. Bureau of Apprenticeship and Training.

The contractor shall submit to the Contracting Officer, written evidence of the established apprenticeship-journeyman ratios and wage rates in the project area, which will be the basis for establishing such ratios and rates for the project under the applicable contract provisions.

TO: EMPLOYERS/EMPLOYEES

PREVAILING WAGE SCHEDULE:

The wages indicated on this wage schedule are the least permitted to be paid for the occupations indicated. When an employee works in more than one classification, the employer must record the number of hours worked in each classification at the prescribed hourly base rate.

OVERTIME:

Overtime is to be paid after an employee works eight (8) hours a day or forty (40) hours a week, whichever gives the employee the greater wages. At least time and one-half the base rate is required for all overtime. A laborer, workman or mechanic and an employer may enter into a written agreement or a collective bargaining agreement to work more than eight (8) hours a calendar day but not more than ten (10) hours a calendar day for the straight time hourly rate. Wage violations or questions should be directed to the designated Engineer or the undersigned.

Director
Division of Construction Procurement
Frankfort, Kentucky 40622
502-564-3500

**NOTICE OF REQUIREMENT FOR AFFIRMATIVE ACTION
TO ENSURE EQUAL EMPLOYMENT OPPORTUNITY
(Executive Order 11246)**

1. The Offeror's or Bidder's attention is called to the "Equal Opportunity Clause" and the "Standard Federal Equal Employment Specifications" set forth herein.
2. The goals and timetables for minority and female participation, expressed in percentage terms for the Contractor's aggregate work force in each trade on all construction work in the covered area, are as follows:

GOALS FOR MINORITY PARTICIPATION IN EACH TRADE	GOALS FOR FEMALE PARTICIPATION IN EACH TRADE
7.0%	6.9%

These goals are applicable to all the Contractor's construction work (whether or not it is Federal or federally-assisted) performed in the covered area. If the contractor performs construction work in a geographical area located outside of the covered area, it shall apply the goals established for such geographical area where the work is actually performed. With regard to this second area, the contractor also is subject to the goals for both its federally involved and non-federally involved construction.

The Contractor's compliance with the Executive Order and the regulations in CFR Part 60-4 shall be based on its implementation of the Equal Opportunity Clause, specific affirmative action obligations required by the specifications set forth in 41 CFR 60-4, 3(a), and its efforts to meet the goals. The hours of minority and female employment and training must be substantially uniform throughout the length of the contract, and in each trade, and the contractor shall make a good faith effort to employ minorities and women evenly on each of its projects. The transfer of minority or female employees or trainees from Contractor to Contractor or from project to project for the sole purpose of meeting the Contractor's goals shall be a violation of the contract, the Executive Order and the regulations in 41 CFR Part 60-4. Compliance with the goals will be measured against the total work hours performed.

3. The Contractor shall provide written notification to the Director of the Office of Federal Contract Compliance Programs within ten (10) working days of award of any construction subcontract in excess of \$10,000.00 at any tier for construction work under the contract resulting from this solicitation. The notification shall list the name, address and telephone number of the subcontractor; employer identification number of the subcontractor; estimated dollar amount of the subcontract; estimated starting and completion dates of the subcontract; and the geographical area in which the subcontract is to be performed. The notification shall be mailed to:

**Evelyn Teague, Regional Director
Office of Federal Contract Compliance Programs
61 Forsyth Street, SW, Suite 7B75
Atlanta, Georgia 30303-8609**

4. As used in this Notice, and in the contract resulting from this solicitation, the "**covered area**" is Nicholas County.

PART IV
INSURANCE

INSURANCE

The Contractor shall procure and maintain the following insurance in addition to the insurance required by law:

- 1) Commercial General Liability-Occurrence form – not less than \$2,000,000 General aggregate, \$2,000,000 Products & Completed Aggregate, \$1,000,000 Personal & Advertising, \$1,000,000 each occurrence.
- 2) Automobile Liability- \$1,000,000 per accident
- 3) Employers Liability:
 - a) \$100,000 Each Accident Bodily Injury
 - b) \$500,000 Policy limit Bodily Injury by Disease
 - c) \$100,000 Each Employee Bodily Injury by Disease
- 4) The insurance required above must be evidenced by a Certificate of Insurance and this Certificate of Insurance must contain one of the following statements:
 - a) "policy contains no deductible clauses."
 - b) "policy contains _____ (amount) deductible property damage clause but company will pay claim and collect the deductible from the insured."
- 5) **KENTUCKY WORKMEN'S COMPENSATION INSURANCE.** The contractor shall furnish evidence of coverage of all his employees or give evidence of self-insurance by submitting a copy of a certificate issued by the Workmen's Compensation Board.

The cost of insurance is incidental to all contract items. All subcontractors must meet the same minimum insurance requirements.

PART V
BID ITEMS

PROPOSAL BID ITEMS

171256

Page 1 of 5

Report Date 11/15/17

Section: 0001 - PAVING

LINE	BID CODE	ALT	DESCRIPTION	QUANTITY	UNIT	UNIT PRIC	FP	AMOUNT
0010	00001		DGA BASE	500.00	TON		\$	
0020	00190		LEVELING & WEDGING PG64-22	96.00	TON		\$	
0030	00203		CL2 ASPH BASE 1.50D PG64-22	1,963.00	TON		\$	
0040	00212		CL2 ASPH BASE 1.00D PG64-22	12,291.00	TON		\$	
0050	00214		CL3 ASPH BASE 1.00D PG64-22	47,724.00	TON		\$	
0060	00221		CL2 ASPH BASE 0.75D PG64-22	661.00	TON		\$	
0070	00301		CL2 ASPH SURF 0.38D PG64-22	5,287.00	TON		\$	
0080	00388		CL3 ASPH SURF 0.38B PG64-22	7,862.00	TON		\$	
0090	02676		MOBILIZATION FOR MILL & TEXT	1.00	LS		\$	
0100	02677		ASPHALT PAVE MILLING & TEXTURING	73.00	TON		\$	

Section: 0002 - ROADWAY

LINE	BID CODE	ALT	DESCRIPTION	QUANTITY	UNIT	UNIT PRIC	FP	AMOUNT
0110	00003		CRUSHED STONE BASE	78,889.80	TON		\$	
0120	01711		FILL AND CAP WELL	2.00	EACH		\$	
0130	01891		ISLAND HEADER CURB TYPE 2	129.00	LF		\$	
0140	01987		DELINEATOR FOR GUARDRAIL BI DIRECTIONAL WHITE	347.00	EACH		\$	
0150	02014		BARRICADE-TYPE III	25.00	EACH		\$	
0160	02091		REMOVE PAVEMENT	19,831.00	SQYD		\$	
0170	02200		ROADWAY EXCAVATION	1,157,083.00	CUYD		\$	
0180	02223		GRANULAR EMBANKMENT	5,314.00	CUYD		\$	
0190	02242		WATER (FOR DUST CONTROL)	6,282.00	MGAL		\$	
0200	02351		GUARDRAIL-STEEL W BEAM-S FACE	21,587.50	LF		\$	
0210	02360		GUARDRAIL TERMINAL SECTION NO 1	26.00	EACH		\$	
0220	02363		GUARDRAIL CONNECTOR TO BRIDGE END TY A	8.00	EACH		\$	
0230	02369		GUARDRAIL END TREATMENT TYPE 2A	4.00	EACH		\$	
0240	02371		GUARDRAIL END TREATMENT TYPE 7	1.00	EACH		\$	
0250	02373		GUARDRAIL END TREATMENT TYPE 3	3.00	EACH		\$	
0260	02385		RELOCATE GUARDRAIL SYSTEM	1,300.00	LF		\$	
0270	02391		GUARDRAIL END TREATMENT TYPE 4A	37.00	EACH		\$	
0280	02397		TEMP GUARDRAIL	1,150.00	LF		\$	
0290	02429		RIGHT-OF-WAY MONUMENT TYPE 1	36.00	EACH		\$	
0300	02432		WITNESS POST	36.00	EACH		\$	
0310	02469		CLEAN SINKHOLE	6.00	EACH		\$	
0320	02483		CHANNEL LINING CLASS II	4,659.00	TON		\$	
0330	02484		CHANNEL LINING CLASS III	6,013.00	TON		\$	
0340	02545		CLEARING AND GRUBBING (APPROXIMATELY 210 ACRES)	1.00	LS		\$	
0350	02555		CONCRETE-CLASS B	115.30	CUYD		\$	
0360	02562		TEMPORARY SIGNS	975.00	SQFT		\$	
0370	02585		EDGE KEY	256.00	LF		\$	
0380	02599		FABRIC-GEOTEXTILE TYPE IV	122,040.00	SQYD		\$	
0390	02600		FABRIC GEOTEXTILE TY IV FOR PIPE	17,199.00	SQYD	\$2.00	\$	\$34,398.00

PROPOSAL BID ITEMS

171256

Page 2 of 5

Report Date 11/15/17

LINE	BID CODE	ALT	DESCRIPTION	QUANTITY	UNIT	UNIT PRIC	FP	AMOUNT
0400	02650		MAINTAIN & CONTROL TRAFFIC	1.00	LS		\$	
0410	02651		DIVERSIONS (BY-PASS DETOURS) (DIVERSION NO. 1 AND KY 36 TEMP TIE)	1.00	LS		\$	
0420	02671		PORTABLE CHANGEABLE MESSAGE SIGN	9.00	EACH		\$	
0430	02726		STAKING	1.00	LS		\$	
0440	02731		REMOVE STRUCTURE (STA. 688+00)	1.00	LS		\$	
0450	02731		REMOVE STRUCTURE (STA. 699+50)	1.00	LS		\$	
0460	02775		ARROW PANEL	4.00	EACH		\$	
0470	05026		EASTERN WHITE PINE	58.00	EACH		\$	
0480	05226		SUGAR MAPLE	53.00	EACH		\$	
0490	05950		EROSION CONTROL BLANKET	30,767.00	SQYD		\$	
0500	05952		TEMP MULCH	696,359.00	SQYD		\$	
0510	05953		TEMP SEEDING AND PROTECTION	519,671.00	SQYD		\$	
0520	05963		INITIAL FERTILIZER	32.00	TON		\$	
0530	05964		20-10-10 FERTILIZER	54.00	TON		\$	
0540	05985		SEEDING AND PROTECTION	1,039,342.00	SQYD		\$	
0550	05989		SPECIAL SEEDING CROWN VETCH	95,208.00	SQYD		\$	
0560	05992		AGRICULTURAL LIMESTONE	644.00	TON		\$	
0570	06510		PAVE STRIPING-TEMP PAINT-4 IN (WHITE)	91,600.00	LF		\$	
0580	06513		PAVE STRIPING-TEMP PAINT-12 IN	445.00	LF		\$	
0590	06514		PAVE STRIPING-PERM PAINT-4 IN (YELLOW)	152,995.00	LF		\$	
0600	06568		PAVE MARKING-THERMO STOP BAR-24IN	445.00	LF		\$	
0610	06569		PAVE MARKING-THERMO CROSS-HATCH	26,544.00	SQFT		\$	
0620	06574		PAVE MARKING-THERMO CURV ARROW	28.00	EACH		\$	
0630	06588		PAVEMENT MARKER TY IVA-BY TEMP	71.00	EACH		\$	
0640	08150		STEEL REINFORCEMENT	16,739.00	LB		\$	
0650	10020NS		FUEL ADJUSTMENT	344,973.00	DOLL	\$1.00	\$	\$344,973.00
0660	10030NS		ASPHALT ADJUSTMENT	295,519.00	DOLL	\$1.00	\$	\$295,519.00
0670	20009ES724		COLORADO SPRUCE	28.00	EACH		\$	
0680	20051ES724		BALD CYPRESS	36.00	EACH		\$	
0690	20063EN9T		DRY-LAID ROCK FENCE	125.00	LF		\$	
0700	20362ES403		SHOULDER RUMBLE STRIPS-SAWED	66,010.00	LF		\$	
0710	20449NS724		SHAGBARK HICKORY	29.00	EACH		\$	
0720	20516NS724		TULIP POPLAR	43.00	EACH		\$	
0730	20566NS724		FLOWERING DOGWOOD	80.00	EACH		\$	
0740	20684NS724		AMERICAN ELM TREE	50.00	EACH		\$	
0750	21415ND		EROSION CONTROL	1.00	LS		\$	
0760	21664NS724		SNOWDRIFT CRABAPPLE	61.00	EACH		\$	
0770	22915NS724		SHINGLE OAK	57.00	EACH		\$	
0780	22916NS724		BASSWOOD	55.00	EACH		\$	
0790	23275EN11F		TURF REINFORCEMENT MAT 2	212.00	SQYD		\$	
0800	24392ES724		YELLOWWOOD	65.00	EACH		\$	
0810	24393ES724		AMERICAN HOLLY	30.00	EACH		\$	
0820	24394ES724		HAWTHORN	57.00	EACH		\$	
0830	24491ED		DRY-LAID ROCK FENCE (DISMANTLE & STOCKPILE)	125.00	LF		\$	
0840	24668EC		STEEL ENCASEMENT PIPE (4-IN)	909.00	LF		\$	

PROPOSAL BID ITEMS

171256

Page 3 of 5

Report Date 11/15/17

LINE	BID CODE	ALT	DESCRIPTION	QUANTITY	UNIT	UNIT PRIC	FP	AMOUNT
0850	24814EC		PIPELINE INSPECTION	5,009.00	LF		\$	

Section: 0003 - DRAINAGE

LINE	BID CODE	ALT	DESCRIPTION	QUANTITY	UNIT	UNIT PRIC	FP	AMOUNT
0860	00078		CRUSHED AGGREGATE SIZE NO 2	50.00	TON		\$	
0870	00440		ENTRANCE PIPE-15 IN	127.00	LF		\$	
0880	00441		ENTRANCE PIPE-18 IN	636.00	LF		\$	
0890	00443		ENTRANCE PIPE-24 IN	80.00	LF		\$	
0900	00461		CULVERT PIPE-15 IN	52.00	LF		\$	
0910	00462		CULVERT PIPE-18 IN	1,138.00	LF		\$	
0920	00464		CULVERT PIPE-24 IN	905.00	LF		\$	
0930	00466		CULVERT PIPE-30 IN	617.00	LF		\$	
0940	00468		CULVERT PIPE-36 IN	876.00	LF		\$	
0950	00469		CULVERT PIPE-42 IN	364.00	LF		\$	
0960	00470		CULVERT PIPE-48 IN	377.00	LF		\$	
0970	00472		CULVERT PIPE-60 IN	199.00	LF		\$	
0980	00522		STORM SEWER PIPE-18 IN	72.00	LF		\$	
0990	01000		PERFORATED PIPE-4 IN	2,843.00	LF		\$	
1000	01010		NON-PERFORATED PIPE-4 IN	1,759.00	LF		\$	
1010	01020		PERF PIPE HEADWALL TY 1-4 IN	4.00	EACH		\$	
1020	01024		PERF PIPE HEADWALL TY 2-4 IN	12.00	EACH		\$	
1030	01028		PERF PIPE HEADWALL TY 3-4 IN	31.00	EACH		\$	
1040	01032		PERF PIPE HEADWALL TY 4-4 IN	2.00	EACH		\$	
1050	01204		PIPE CULVERT HEADWALL-18 IN	5.00	EACH		\$	
1060	01208		PIPE CULVERT HEADWALL-24 IN	12.00	EACH		\$	
1070	01210		PIPE CULVERT HEADWALL-30 IN	8.00	EACH		\$	
1080	01212		PIPE CULVERT HEADWALL-36 IN	11.00	EACH		\$	
1090	01214		PIPE CULVERT HEADWALL-42 IN	6.00	EACH		\$	
1100	01216		PIPE CULVERT HEADWALL-48 IN	2.00	EACH		\$	
1110	01220		PIPE CULVERT HEADWALL-60 IN	2.00	EACH		\$	
1120	01370		METAL END SECTION TY 1-15 IN	1.00	EACH		\$	
1130	01450		S & F BOX INLET-OUTLET-18 IN	10.00	EACH		\$	
1140	01451		S & F BOX INLET-OUTLET-24 IN	4.00	EACH		\$	
1150	01453		S & F BOX INLET-OUTLET-36 IN	1.00	EACH		\$	
1160	01480		CURB BOX INLET TYPE B	2.00	EACH		\$	
1170	01490		DROP BOX INLET TYPE 1	5.00	EACH		\$	
1180	01559		DROP BOX INLET TYPE 13G	1.00	EACH		\$	
1190	08100		CONCRETE-CLASS A	9.40	CUYD		\$	
1200	20092ES611		PRECAST CONCRETE BOX CULVERT (REINFORCED, 8' X 4')	80.00	LF		\$	
1210	22581EN		ENTRANCE PIPE-36 IN	59.00	LF		\$	
1220	24561EN		ENTRANCE PIPE-42 IN	124.00	FT		\$	
1230	24695ED		BOX CULVERT HEADWALL (FOR 8' X 4' REINFORCED PRECAST BOX CULVERT)	2.00	EACH		\$	

Section: 0004 - BRIDGE - CULVERT - STA. 669+39 - DWG. 27424

PROPOSAL BID ITEMS

171256

Page 4 of 5

Report Date 11/15/17

LINE	BID CODE	ALT	DESCRIPTION	QUANTITY	UNIT	UNIT PRIC	FP	AMOUNT
1240	08002		STRUCTURE EXCAV-SOLID ROCK	246.00	CUYD		\$	
1250	08003		FOUNDATION PREPARATION	1.00	LS		\$	
1260	08100		CONCRETE-CLASS A	402.40	CUYD		\$	
1270	08150		STEEL REINFORCEMENT	37,191.00	LB		\$	

Section: 0005 - BRIDGE - BRUSHY CREEK - DWG. 27425

LINE	BID CODE	ALT	DESCRIPTION	QUANTITY	UNIT	UNIT PRIC	FP	AMOUNT
1280	02231		STRUCTURE GRANULAR BACKFILL	603.00	CUYD		\$	
1290	02998		MASONRY COATING	460.00	SQYD		\$	
1300	03299		ARMORED EDGE FOR CONCRETE	105.90	LF		\$	
1310	08001		STRUCTURE EXCAVATION-COMMON	136.00	CUYD		\$	
1320	08002		STRUCTURE EXCAV-SOLID ROCK	668.00	CUYD		\$	
1330	08019		CYCLOPEAN STONE RIP RAP	904.00	TON		\$	
1340	08020		CRUSHED AGGREGATE SLOPE PROT	88.00	TON		\$	
1350	08033		TEST PILES	28.00	LF		\$	
1360	08046		PILES-STEEL HP12X53	346.00	LF		\$	
1370	08094		PILE POINTS-12 IN	14.00	EACH		\$	
1380	08100		CONCRETE-CLASS A	188.00	CUYD		\$	
1390	08104		CONCRETE-CLASS AA	385.30	CUYD		\$	
1400	08150		STEEL REINFORCEMENT	9,633.00	LB		\$	
1410	08151		STEEL REINFORCEMENT-EPOXY COATED	77,252.00	LB		\$	
1420	21532ED		RAIL SYSTEM TYPE III	326.10	LF		\$	
1430	23813EC		DECK DRAIN	10.00	EACH		\$	
1440	24627ED		PPC I-BEAM BT 96-49	810.00	LF		\$	

Section: 0006 - BRIDGE - CULVERT - STA. 873+30 - DWG. 27426

LINE	BID CODE	ALT	DESCRIPTION	QUANTITY	UNIT	UNIT PRIC	FP	AMOUNT
1450	08002		STRUCTURE EXCAV-SOLID ROCK	150.00	CUYD		\$	
1460	08003		FOUNDATION PREPARATION	1.00	LS		\$	
1470	08100		CONCRETE-CLASS A	321.40	CUYD		\$	
1480	08150		STEEL REINFORCEMENT	43,135.00	LB		\$	

Section: 0007 - BRIDGE - CULVERT - STA. 687+50 - DWG. 24728

LINE	BID CODE	ALT	DESCRIPTION	QUANTITY	UNIT	UNIT PRIC	FP	AMOUNT
1490	08002		STRUCTURE EXCAV-SOLID ROCK	410.00	CUYD		\$	
1500	08003		FOUNDATION PREPARATION	1.00	LS		\$	
1510	08100		CONCRETE-CLASS A	231.50	CUYD		\$	
1520	08150		STEEL REINFORCEMENT	24,797.00	LB		\$	

Section: 0008 - BRIDGE - RETAINING WALL STA. 880+50 - 884+00. DWG. 27429

LINE	BID CODE	ALT	DESCRIPTION	QUANTITY	UNIT	UNIT PRIC	FP	AMOUNT
------	----------	-----	-------------	----------	------	-----------	----	--------

PROPOSAL BID ITEMS

171256

Page 5 of 5

Report Date 11/15/17

LINE	BID CODE	ALT	DESCRIPTION	QUANTITY	UNIT	UNIT PRIC	FP	AMOUNT
1530	02231		STRUCTURE GRANULAR BACKFILL	906.00	CUYD		\$	
1540	02998		MASONRY COATING	483.00	SQYD		\$	
1550	08002		STRUCTURE EXCAV-SOLID ROCK	13.00	CUYD		\$	
1560	08003		FOUNDATION PREPARATION	1.00	LS		\$	
1570	08018		RETAINING WALL	2,039.00	SQFT		\$	
1580	21532ED		RAIL SYSTEM TYPE III	350.00	LF		\$	

Section: 0009 - SIGNING

LINE	BID CODE	ALT	DESCRIPTION	QUANTITY	UNIT	UNIT PRIC	FP	AMOUNT
1590	06406		SBM ALUM SHEET SIGNS .080 IN	478.00	SQFT		\$	
1600	06407		SBM ALUM SHEET SIGNS .125 IN	535.00	SQFT		\$	
1610	06410		STEEL POST TYPE 1	1,608.00	LF		\$	
1620	20418ED		REMOVE & RELOCATE SIGNS	10.00	EACH		\$	
1630	24631EC		BARCODE SIGN INVENTORY	128.00	EACH		\$	

Section: 0010 - DEMOBILIZATION &/OR MOBILIZATION

LINE	BID CODE	ALT	DESCRIPTION	QUANTITY	UNIT	UNIT PRIC	FP	AMOUNT
1640	02568		MOBILIZATION	1.00	LS		\$	
1650	02569		DEMOBILIZATION	1.00	LS		\$	