



**CALL NO. 105**

**CONTRACT ID. 181234**

**CARTER COUNTY**

**FED/STATE PROJECT NUMBER STP BRZ 0903 (213)**

**DESCRIPTION HITCHINS-GRAYSON ROAD (KY 773)**

**WORK TYPE BRIDGE WITH GRADE, DRAIN & SURFACE**

**PRIMARY COMPLETION DATE 226 WORKING DAYS**

**LETTING DATE: October 26,2018**

Sealed Bids will be received electronically through the Bid Express bidding service until 10:00 AM EASTERN DAYLIGHT TIME October 26,2018. Bids will be publicly announced at 10:00 AM EASTERN DAYLIGHT TIME.

**PLANS AVAILABLE FOR THIS PROJECT.**

**DBE CERTIFICATION REQUIRED - 7%**

**REQUIRED BID PROPOSAL GUARANTY:** Not less than 5% of the total bid.

## TABLE OF CONTENTS

PART I	SCOPE OF WORK
	<ul style="list-style-type: none"><li>• PROJECT(S), COMPLETION DATE(S), &amp; LIQUIDATED DAMAGES</li><li>• CONTRACT NOTES</li><li>• FEDERAL CONTRACT NOTES</li><li>• ASPHALT MIXTURE</li><li>• INCIDENTAL SURFACING</li><li>• FUEL AND ASPHALT PAY ADJUSTMENT</li><li>• ASPHALT PAVEMENT RIDE QUALITY CAT A</li><li>• COMPACTION OPTION A</li><li>• PREAPPROVED UTILITY CONTRACTORS</li><li>• TREE REMOVAL</li><li>• SPECIAL NOTE FOR PIPELINE INSPECTION</li><li>• BRIDGE DEMOLITION, RENOVATION</li><li>• ASBESTOS ABATEMENT REPORT</li><li>• RIGHT OF WAY NOTES</li><li>• UTILITY IMPACT &amp; RAIL CERTIFICATION NOTES</li><li>• GENERAL UTILITY NOTES</li><li>• WATER STANDARD UTILITY BID ITEMS</li><li>• WATERLINE SPECS</li><li>• DEPT OF ARMY - NATIONWIDE PERMIT</li><li>• KPDES STORM WATER PERMIT, BMP AND APPROVAL LETTER</li></ul>
PART II	SPECIFICATIONS AND STANDARD DRAWINGS
	<ul style="list-style-type: none"><li>• SPECIFICATIONS REFERENCE</li><li>• SUPPLEMENTAL SPECIFICATION</li><li>• [SN-11F] TURF REINFORCEMENT MAT</li><li>• [SP-69] EMBANKMENT AT BRIDGE END BENT STRUCTURES</li></ul>
PART III	EMPLOYMENT, WAGE AND RECORD REQUIREMENTS
	<ul style="list-style-type: none"><li>• FEDERAL-AID CONSTRUCTION CONTRACTS - FHWA 1273</li><li>• NONDISCRIMINATION OF EMPLOYEES</li><li>• EXECUTIVE BRANCH CODE OF ETHICS</li><li>• PROJECT WAGE RATES LOCALITY 3 / FEDERAL</li><li>• NOTICE OF REQUIREMENT FOR AFFIRMATIVE ACTION TO ENSURE EEO CARTER</li></ul>
PART IV	INSURANCE
PART V	BID ITEMS

**PART I**  
**SCOPE OF WORK**

## ADMINISTRATIVE DISTRICT - 09

**CONTRACT ID - 181234**

**STP BRZ 0903 (213)**

**COUNTY - CARTER**

**PCN - DE02207731834**

**STP BRZ 0903 (213)**

HITCHINS-GRAYSON ROAD (KY 773) (MP 1.000) REPLACEMENT OF TWO TRUSS BRIDGES ON KY 773 OVER THE LITTLE SANDY RIVER (MP 1.3000), A DISTANCE OF 0.70 MILES. BRIDGE WITH GRADE, DRAIN & SURFACE SYP NO. 09-08506.00.

GEOGRAPHIC COORDINATES LATITUDE 38:18:00.00 LONGITUDE 82:56:52.00

**COMPLETION DATE(S):**

226 WORKING Days

APPLIES TO ENTIRE CONTRACT

## **CONTRACT NOTES**

### **PROPOSAL ADDENDA**

All addenda to this proposal must be applied when calculating bid and certified in the bid packet submitted to the Kentucky Department of Highways. Failure to use the correct and most recent addenda may result in the bid being rejected.

### **BID SUBMITTAL**

Bidder must use the Department's electronic bidding software. The Bidder must download the bid file located on the Bid Express website ([www.bidx.com](http://www.bidx.com)) to prepare a bid packet for submission to the Department. The bidder must submit electronically using Bid Express.

### **JOINT VENTURE BIDDING**

Joint venture bidding is permissible. All companies in the joint venture must be prequalified in one of the work types in the Qualifications for Bidders for the project. The bidders must get a vendor ID for the joint venture from the Division of Construction Procurement and register the joint venture as a bidder on the project. Also, the joint venture must obtain a digital ID from Bid Express to submit a bid. A joint bid bond of 5% may be submitted for both companies or each company may submit a separate bond of 5%.

### **UNDERGROUND FACILITY DAMAGE PROTECTION**

The contractor shall make every effort to protect underground facilities from damage as prescribed in the Underground Facility Damage Protection Act of 1994, Kentucky Revised Statute KRS 367.4901 to 367.4917. It is the contractor's responsibility to determine and take steps necessary to be in compliance with federal and state damage prevention directives. When prescribed in said directives, the contractor shall submit Excavation Locate Requests to the Kentucky Contact Center (KY811) via web ticket entry. The submission of this request does not relieve the contractor from the responsibility of contacting non-member facility owners, whom shall be contacted through their individual Protection Notification Center. Non-compliance with these directives can result in the enforcement of penalties.

### **REGISTRATION WITH THE SECRETARY OF STATE BY A FOREIGN ENTITY**

Pursuant to KRS 176.085(1)(b), an agency, department, office, or political subdivision of the Commonwealth of Kentucky shall not award a state contract to a person that is a foreign entity required by [KRS 14A.9-010](#) to obtain a certificate of authority to transact business in the Commonwealth ("certificate") from the Secretary of State under [KRS 14A.9-030](#) unless the person produces the certificate within fourteen (14) days of the bid or proposal opening. If the foreign entity is not required to obtain a certificate as provided in [KRS 14A.9-010](#), the foreign entity should identify the applicable exception. Foreign entity is defined within [KRS 14A.1-070](#).

**For all foreign entities required to obtain a certificate of authority to transact business in the Commonwealth, if a copy of the certificate is not received by the contracting agency within the time frame identified above, the foreign entity's solicitation response shall be deemed non-responsive or the awarded contract shall be cancelled.**

Businesses can register with the Secretary of State at <https://secure.kentucky.gov/sos/ftbr/welcome.aspx>.

### **SPECIAL NOTE FOR PROJECT QUESTIONS DURING ADVERTISEMENT**

Questions about projects during the advertisement should be submitted in writing to the Division of Construction Procurement. This may be done by fax (502) 564-7299 or email to [kytc.projectquestions@ky.gov](mailto:kytc.projectquestions@ky.gov). The Department will attempt to answer all submitted questions. The Department reserves the right not to answer if the question is not pertinent or does not aid in clarifying the project intent.

The deadline for posting answers will be 3:00 pm Eastern Daylight Time, the day preceding the Letting. Questions may be submitted until this deadline with the understanding that the later a question is submitted, the less likely an answer will be able to be provided.

The questions and answers will be posted for each Letting under the heading "Questions & Answers" on the Construction Procurement website ([www.transportation.ky.gov/contract](http://www.transportation.ky.gov/contract)). The answers provided shall be considered part of this Special Note and, in case of a discrepancy, will govern over all other bidding documents.

### **HARDWOOD REMOVAL RESTRICTIONS**

The US Department of Agriculture has imposed a quarantine in Kentucky and several surrounding states, to prevent the spread of an invasive insect, the emerald ash borer. Hardwood cut in conjunction with the project may not be removed from the state. Chipping or burning on site is the preferred method of disposal.

### **INSTRUCTIONS FOR EXCESS MATERIAL SITES AND BORROW SITES**

Identification of excess material sites and borrow sites shall be the responsibility of the Contractor. The Contractor shall be responsible for compliance with all applicable state and federal laws and may wish to consult with the US Fish and Wildlife Service to seek protection under Section 10 of the Endangered Species Act for these activities.

### **ACCESS TO RECORDS**

The contractor, as defined in KRS 45A.030 (9) agrees that the contracting agency, the Finance and Administration Cabinet, the Auditor of Public Accounts, and the Legislative Research Commission, or their duly authorized representatives, shall have access to any books, documents, papers, records, or other evidence, which are directly pertinent to this contract for the purpose of financial audit or program review. Records and other prequalification information confidentially

disclosed as part of the bid process shall not be deemed as directly pertinent to the contract and shall be exempt from disclosure as provided in KRS 61.878(1)(c). The contractor also recognizes that any books, documents, papers, records, or other evidence, received during a financial audit or program review shall be subject to the Kentucky Open Records Act, KRS 61.870 to 61.884.

In the event of a dispute between the contractor and the contracting agency, Attorney General, or the Auditor of Public Accounts over documents that are eligible for production and review, the Finance and Administration Cabinet shall review the dispute and issue a determination, in accordance with Secretary's Order 11-004.

April 30, 2018

### **FEDERAL CONTRACT NOTES**

The Kentucky Department of Highways, in accordance with the Regulations of the United States Department of Transportation 23 CFR 635.112 (h), hereby notifies all bidders that failure by a bidder to comply with all applicable sections of the current Kentucky Standard Specifications, including, but not limited to the following, may result in a bid not being considered responsive and thus not eligible to be considered for award:

102.02 Current Capacity Rating 102.10 Delivery of Proposals  
102.8 Irregular Proposals 102.14 Disqualification of Bidders  
102.9 Proposal Guaranty

### **CIVIL RIGHTS ACT OF 1964**

The Kentucky Department of Highways, in accordance with the provisions of Title VI of the Civil Rights Act of 1964 (78 Stat. 252) and the Regulations of the Federal Department of Transportation (49 C.F.R., Part 21), issued pursuant to such Act, hereby notifies all bidders that it will affirmatively insure that the contract entered into pursuant to this advertisement will be awarded to the lowest responsible bidder without discrimination on the ground of race, color, or national origin.

### **NOTICE TO ALL BIDDERS**

To report bid rigging activities call: 1-800-424-9071.

The U.S. Department of Transportation (DOT) operates the above toll-free "hotline" Monday through Friday, 8:00 a.m. to 5:00 p.m. eastern time. Anyone with knowledge of possible bid rigging, bidder collusion, or other fraudulent activities should use the "hotline" to report such activities.

The "hotline" is part of the DOT's continuing effort to identify and investigate highway construction contract fraud and abuse and is operated under the direction of the DOT Inspector General. All information will be treated confidentially and caller anonymity will be respected.

### **SECOND TIER SUBCONTRACTS**

Second Tier subcontracts on federally assisted projects shall be permitted. However, in the case of DBE's, second tier subcontracts will only be permitted where the other subcontractor is also a DBE. All second tier subcontracts shall have the consent of both the Contractor and the Engineer.



### **DISADVANTAGED BUSINESS ENTERPRISE PROGRAM**

It is the policy of the Kentucky Transportation Cabinet (“the Cabinet”) that Disadvantaged Business Enterprises (“DBE”) shall have the opportunity to participate in the performance of highway construction projects financed in whole or in part by Federal Funds in order to create a level playing field for all businesses who wish to contract with the Cabinet. To that end, the Cabinet will comply with the regulations found in 49 CFR Part 26, and the definitions and requirements contained therein shall be adopted as if set out verbatim herein.

The Cabinet, contractors, subcontractors, and sub-recipients shall not discriminate on the basis of race, color, national origin, or sex in the performance of work performed pursuant to Cabinet contracts. The contractor shall carry out applicable requirements of 49 CFR 26 in the award and administration of federally assisted highway construction projects. The contractor will include this provision in all its subcontracts and supply agreements pertaining to contracts with the Cabinet.

Failure by the contractor to carry out these requirements is a material breach of its contract with the Cabinet, which may result in the termination of the contract or such other remedy as the Cabinet deems necessary.

### **DBE GOAL**

The Disadvantaged Business Enterprise (DBE) goal established for this contract, as listed on the front page of the proposal, is the percentage of the total value of the contract.

The contractor shall exercise all necessary and reasonable steps to ensure that Disadvantaged Business Enterprises participate in a least the percent of the contract as set forth above as goals for this contract.

### **OBLIGATION OF CONTRACTORS**

Each contractor prequalified to perform work on Cabinet projects shall designate and make known to the Cabinet a liaison officer who is assigned the responsibility of effectively administering and promoting an active program for utilization of DBEs.

If a formal goal has not been designated for the contract, all contractors are encouraged to consider DBEs for subcontract work as well as for the supply of material and services needed to perform this work.

Contractors are encouraged to use the services of banks owned and controlled by minorities and women.

### **CERTIFICATION OF CONTRACT GOAL**

Contractors shall include the following certification in bids for projects for which a DBE goal has been established. BIDS SUBMITTED WHICH DO NOT INCLUDE CERTIFICATION OF DBE PARTICIPATION WILL NOT BE ACCEPTED. These bids will not be considered for award by the Cabinet and they will be returned to the bidder.

“The bidder certifies that it has secured participation by Disadvantaged Business Enterprises (“DBE”) in the amount of \_\_\_\_ percent of the total value of this contract and that the DBE participation is in compliance with the requirements of 49 CFR 26 and the policies of the Kentucky Transportation Cabinet pertaining to the DBE Program.”

**The certification statement is located in the electronic bid file. All contractors must certify their DBE participation on that page. DBEs utilized in achieving the DBE goal must be certified and prequalified for the work items at the time the bid is submitted.**

### **DBE PARTICIPATION PLAN**

Lowest responsive bidders must submit the *DBE Plan/ Subcontractor Request*, form TC 14-35 DBE, within **5** days of the letting. This is necessary before the Awards Committee will review and make a recommendation. **The project will not be considered for award prior to submission and approval of the apparent low bidder’s DBE Plan/Subcontractor Request.**

The DBE Participation Plan shall include the following:

- 1 Name and address of DBE Subcontractor(s) and/or supplier(s) intended to be used in the proposed project;
- 2 Description of the work each is to perform including the work item , unit, quantity, unit price and total amount of the work to be performed by the individual DBE. The Project Code Number (PCN), Category Number, and the Project Line Number can be found in the “material listing” on the Construction Procurement website under the specific letting;
- 3 The dollar value of each proposed DBE subcontract and the percentage of total project contract value this represents. DBE participation may be counted as follows; a) If DBE suppliers and manufactures assume actual and contractual responsibility, the dollar value of materials to be furnished will be counted toward the goal as follows:
  - The entire expenditure paid to a DBE manufacturer;
  - 60 percent of expenditures to DBE suppliers that are not manufacturers provided the supplier is a regular dealer in the product involved. A regular dealer must be engaged in, as its principal business and in its own name, the sale of products to the public, maintain an inventory and own and operate distribution equipment; and
  - The amount of fees or commissions charged by the DBE firms for a bona fide service, such as professional, technical, consultant, or managerial services and assistance in the procurement of essential personnel, facilities, equipment, materials, supplies, delivery of materials and supplies or for furnishing bonds, or insurance, providing such fees or commissions are determined to be reasonable and customary.

- b) The dollar value of services provided by DBEs such as quality control testing, equipment repair and maintenance, engineering, staking, etc.;
  - c) The dollar value of joint ventures. DBE credit for joint ventures will be limited to the dollar amount of the work actually performed by the DBE in the joint venture;
- 4 Written and signed documentation of the bidder's commitment to use a DBE contractor whose participation is being utilized to meet the DBE goal; and
- 5 Written and signed confirmation from the DBE that it is participating in the contract as provided in the prime contractor's commitment.

#### **UPON AWARD AND BEFORE A WORK ORDER WILL BE ISSUED**

Contractors must submit the signed subcontract between the contractor and the DBE contractor, the DBE's certificate of insurance, and an affidavit for bidders, offerors, and contractors from the DBE to the Division of Construction Procurement. The affidavit can be found on the Construction Procurement website. If the DBE is a supplier of materials for the project, a signed purchase order and an affidavit for bidders, offerors, and contractors must be submitted to the Division of Construction Procurement.

Changes to DBE Participation Plans must be approved by the Cabinet. The Cabinet may consider extenuating circumstances including, but not limited to, changes in the nature or scope of the project, the inability or unwillingness of a DBE to perform the work in accordance with the bid, and/or other circumstances beyond the control of the prime contractor.

#### **CONSIDERATION OF GOOD FAITH EFFORTS REQUESTS**

If the DBE participation submitted in the bid by the apparent lowest responsive bidder does not meet or exceed the DBE contract goal, the apparent lowest responsive bidder must submit a Good Faith Effort Package to satisfy the Cabinet that sufficient good faith efforts were made to meet the contract goals prior to submission of the bid. Efforts to increase the goal after bid submission will not be considered in justifying the good faith effort, unless the contractor can show that the proposed DBE was solicited prior to the letting date. DBEs utilized in achieving the DBE goal must be certified and prequalified for the work items at the time the bid is submitted. One complete set and nine (9) copies of this information must be received in the office of the Division of Contract Procurement no later than 12:00 noon of the tenth calendar day after receipt of notification that they are the apparent low bidder.

Where the information submitted includes repetitious solicitation letters it will be acceptable to submit a sample representative letter along with a distribution list of the firms solicited. Documentation of DBE quotations shall be a part of the good faith effort submittal as necessary to demonstrate compliance with the factors listed below which the Cabinet considers in judging good faith efforts. This documentation may include written subcontractors' quotations, telephone log notations of verbal quotations, or other types of quotation documentation.

The Good Faith Effort Package shall include, but may not be limited to information showing evidence of the following:

- 1 Whether the bidder attended any pre-bid meetings that were scheduled by the Cabinet to inform DBEs of subcontracting opportunities;
- 2 Whether the bidder provided solicitations through all reasonable and available means;
- 3 Whether the bidder provided written notice to all DBEs listed in the DBE directory at the time of the letting who are prequalified in the areas of work that the bidder will be subcontracting;
- 4 Whether the bidder followed up initial solicitations of interest by contacting DBEs to determine with certainty whether they were interested. If a reasonable amount of DBEs within the targeted districts do not provide an intent to quote or no DBEs are prequalified in the subcontracted areas, the bidder must notify the DBE Liaison in the Office of Minority Affairs to give notification of the bidder's inability to get DBE quotes;
- 5 Whether the bidder selected portions of the work to be performed by DBEs in order to increase the likelihood of meeting the contract goals. This includes, where appropriate, breaking out contract work items into economically feasible units to facilitate DBE participation, even when the prime contractor might otherwise perform these work items with its own forces;
- 6 Whether the bidder provided interested DBEs with adequate and timely information about the plans, specifications, and requirements of the contract;
- 7 Whether the bidder negotiated in good faith with interested DBEs not rejecting them as unqualified without sound reasons based on a thorough investigation of their capabilities. Any rejection should be so noted in writing with a description as to why an agreement could not be reached;
- 8 Whether quotations were received from interested DBE firms but were rejected as unacceptable without sound reasons why the quotations were considered unacceptable. The fact that the DBE firm's quotation for the work is not the lowest quotation received will not in itself be considered as a sound reason for rejecting the quotation as unacceptable. The fact that the bidder has the ability and/or desire to perform the contract work with its own forces will not be considered a sound reason for rejecting a DBE quote. Nothing in this provision shall be construed to require the bidder to accept unreasonable quotes in order to satisfy DBE goals;
- 9 Whether the bidder specifically negotiated with subcontractors to assume part of the responsibility to meet the contract DBE goal when the work to be subcontracted includes potential DBE participation;
- 10 Whether the bidder made any efforts and/or offered assistance to interested DBEs in obtaining the necessary equipment, supplies, materials, insurance and/or bonding to satisfy the work requirements of the bid proposal; and
- 11 Any other evidence that the bidder submits which may show that the bidder has made reasonable good faith efforts to include DBE participation.

### **FAILURE TO MEET GOOD FAITH REQUIREMENT**

Where the apparent lowest responsive bidder fails to submit sufficient participation by DBE firms to meet the contract goal and upon a determination by the Good Faith Committee based upon the information submitted that the apparent lowest responsive bidder failed to make sufficient reasonable efforts to meet the contract goal, the bidder will be offered the opportunity to meet in person for administrative reconsideration. The bidder will be notified of the Committee's decision within 24 hours of its decision. The bidder will have 24 hours to request reconsideration of the Committee's decision. The reconsideration meeting will be held within two days of the receipt of a request by the bidder for reconsideration.

The request for reconsideration will be heard by the Office of the Secretary. The bidder will have the opportunity to present written documentation or argument concerning the issue of whether it met the goal or made an adequate good faith effort. The bidder will receive a written decision on the reconsideration explaining the basis for the finding that the bidder did or did not meet the goal or made adequate Good Faith efforts to do so.

The result of the reconsideration process is not administratively appealable to the Cabinet or to the United States Department of Transportation.

The Cabinet reserves the right to award the contract to the next lowest responsive bidder or to rebid the contract in the event that the contract is not awarded to the low bidder as the result of a failure to meet the good faith requirement.

### **SANCTIONS FOR FAILURE TO MEET DBE REQUIREMENTS OF THE PROJECT**

Failure by the prime contractor to fulfill the DBE requirements of a project under contract or to demonstrate good faith efforts to meet the goal constitutes a breach of contract. When this occurs, the Cabinet will hold the prime contractor accountable, as would be the case with all other contract provisions. Therefore, the contractor's failure to carry out the DBE contract requirements shall constitute a breach of contract and as such the Cabinet reserves the right to exercise all administrative remedies at its disposal including, but not limited to the following:

- Disallow credit toward the DBE goal;
- Withholding progress payments;
- Withholding payment to the prime in an amount equal to the unmet portion of the contract goal; and/or
- Termination of the contract.

### **PROMPT PAYMENT**

The prime contractor will be required to pay the DBE within seven (7) working days after he or she has received payment from the Kentucky Transportation Cabinet for work performed or materials furnished.

### **CONTRACTOR REPORTING**

All contractors must keep detailed records and provide reports to the Cabinet on their progress in meeting the DBE requirement on any highway contract. These records may include, but shall not be limited to payroll, lease agreements, cancelled payroll checks, executed subcontracting agreements, etc. Prime contractors will be required to complete and submit a signed and notarized affidavit (TC 18-7) and copies of checks for any monies paid to each DBE subcontractor or supplier utilized to meet a DBE goal. **These documents must be submitted within 10 days of being paid by the Cabinet.**

Payment information that needs to be reported includes date the payment is sent to the DBE, check number, Contract ID, amount of payment and the check date. Before Final Payment is made on this contract, the Prime Contractor will certify that all payments were made to the DBE subcontractor and/or DBE suppliers.

The Prime Contractor should supply the payment information at the time the DBE is compensated for their work. Form to use is located at:

<http://transportation.ky.gov/Construction/Pages/Subcontracts.aspx>

**The prime contractor should notify the KYTC Office of Civil Rights and Small Business Development seven (7) days prior to DBE contractors commencing work on the project. The contact is Melvin Bynes and the telephone number is (502) 564-3601.**

Photocopied payments and completed, signed and notarized affidavit must be submitted by the Prime Contractor to:

- Office of Civil Rights and Small Business Development
- 6<sup>th</sup> Floor West 200 Mero Street
- Frankfort, KY 40622

### **DEFAULT OR DECERTIFICATION OF THE DBE**

If the DBE subcontractor or supplier is decertified or defaults in the performance of its work, and the overall goal cannot be credited for the uncompleted work, the prime contractor may utilize a substitute DBE or elect to fulfill the DBE goal with another DBE on a different work item. If after exerting good faith effort in accordance with the Cabinet's Good Faith Effort policies and procedures, the prime contractor is unable to replace the DBE, then the unmet portion of the goal may be waived at the discretion of the Cabinet.

1/27/2017

**LEGAL REQUIREMENTS AND RESPONSIBILITY TO THE PUBLIC – CARGO PREFERENCE ACT (CPA).**

**(REV 12-17-15) (1-16)**

SECTION 7 is expanded by the following new Article:

102.10 **Cargo Preference Act – Use of United States-flag vessels.**

Pursuant to Title 46CFR Part 381, the Contractor agrees

- To utilize privately owned United States-flag commercial vessels to ship at least 50 percent of the gross tonnage (computed separately for dry bulk carriers, dry cargo liners, and tankers) involved, whenever shipping any equipment, material, or commodities pursuant to this contract, to the extent such vessels are available at fair and reasonable rates for United States-flag commercial vessels.

- To furnish within 20 days following the date of loading for shipments originating within the United States or within 30 working days following the date of loading for shipments originating outside the United States, a legible copy of a rated, 'on-board' commercial ocean bill-of-lading in English for each shipment of cargo described in paragraph 1 of this section to both the Contracting Officer (through the prime contractor in the case of subcontractor bills-of-lading) and to the Division of National Cargo, Office of Market Development, Maritime Administration, Washington, DC 20590.

- To insert the substance of the provisions of this clause in all subcontracts issued pursuant to this contract.

### **ASPHALT MIXTURE**

Unless otherwise noted, the Department estimates the rate of application for all asphalt mixtures to be 110 lbs/sy per inch of depth.

### **INCIDENTAL SURFACING**

The Department has included in the quantities of asphalt mixtures established in the proposal estimated quantities required for resurfacing or surfacing mailbox turnouts, farm field entrances, residential and commercial entrances, curve widening, ramp gores and tapers, and road and street approaches, as applicable. Pave these areas to the limits as shown on Standard Drawing RPM-110-06 or as directed by the Engineer. In the event signal detectors are present in the intersecting streets or roads, pave the crossroads to the right of way limit or back of the signal detector, whichever is the farthest back of the mainline. Surface or resurface these areas as directed by the Engineer. The Department will not measure placing and compacting for separate payment but shall be incidental to the Contract unit price for the asphalt mixtures.

### **FUEL AND ASPHALT PAY ADJUSTMENT**

The Department has included the Contract items Asphalt Adjustment and Fuel Adjustment for possible future payments at an established Contract unit price of \$1.00. The Department will calculate actual adjustment quantities after work is completed. If existing Contract amount is insufficient to pay all items on the contract with the adjustments, the Department will establish additional monies with a change order.

### **ASPHALT PAVEMENT RIDE QUALITY CATEGORY A**

The Department will apply Pavement Rideability Requirements on this project in accordance with Section 410, Category A.

### **OPTION A**

Be advised that the Department will accept compaction of asphalt mixtures furnished for driving lanes and ramps, at 1 inch (25mm) or greater, on this project according to OPTION A in accordance with Section 402 and Section 403 of the current Standard Specifications. The Department will require joint cores as described in Section 402.03.02 for surface mixtures only. The Department will accept compaction of all other asphalt mixtures according to OPTION B.

### **PREAPPROVED UTILITY CONTRACTORS**

The Preapproved Utility Contractors that must be used on this project will be listed under the General Utility Notes.



***SPECIAL NOTE***

**For Tree Removal**

**Carter County  
REPLACEMENT OF TWO TRUSS BRIDGES ON KY 773  
OVER THE LITTLE SANDY RIVER  
Item No. 9-8506**

NO CLEARING OF TREES 5 INCHES OR GREATER (DIAMETER BREAST HEIGHT) FROM JUNE 1- JULY 31.

**If there are any questions regarding this note, please contact David Waldner, Director, Division of Environmental Analysis, 200 Mero Street, Frankfort, KY 40601, Phone: (502) 564-7250.**

## **SPECIAL NOTE FOR PIPELINE INSPECTION**

**1.0 DESCRIPTION.** The Department will perform visual inspections on all pipe on the project. A video inspection will be required on projects having more than 250 linear feet of storm sewer and/or culvert pipe and on routes with an ADT of greater than 1,000 vehicles. Conduct video inspections on all pipe located under the roadway and 50 percent of the remaining pipe not under the roadway. Storm sewer runs and outfall pipes not under the roadway take precedence over rural entrance pipes. Contractors performing this item of work must be prequalified with the Department in the work type J51 (Video Pipe Inspection and Cleaning). Deflection testing shall be completed using a mandrel in accordance with the procedure outlined below or by physical measurement for pipes greater than 36 inches in diameter. Mandrel testing for deflection must be completed prior to the video inspection testing. Unless otherwise noted, Section references herein are to the Department's 2012 Standard Specifications for Road and Bridge Construction.

**2.0 VIDEO INSPECTION.** Ensure pipe is clear of water, debris or obstructions. Complete the video inspection and any necessary measurement prior to placing the final surface over any pipe. When paving will not be delayed, take measurements 30 days or more after the completion of earthwork to within 1 foot of the finished subgrade. Notify the Engineer a minimum of 24 hours in advance of inspection and notify the Engineer immediately if distresses or locations of improper installation are logged.

### **2.1 INSPECTION FOR DEFECTS AND DISTRESSES**

**A)** Begin at the outlet end and proceed through to the inlet at a speed less than or equal to 30 ft/minute. Remove blockages that will prohibit a continuous operation.

**B)** Document locations of all observed defects and distresses including but not limited to: cracking, spalling, slabbing, exposed reinforcing steel, sags, joint offsets, joint separations, deflections, improper joints/connections, blockages, leaks, rips, tears, buckling, deviation from line and grade, damaged coatings/paved inverts, and other anomalies not consistent with a properly installed pipe.

**C)** During the video inspection provide a continuous 360 degree pan of every pipe joint.

**D)** Identify and measure all cracks greater than 0.1" and joint separations greater than 0.5".

**E)** Video Inspections are conducted from junction to junction which defines a pipe run. A junction is defined as a headwall, drop box inlet, curb box inlet, manhole, buried junction, or other structure that disturbs the continuity of the pipe. Multiple pipe inspections may be conducted from a single set up location, but each pipe run must be on a separate video file and all locations are to be referenced from nearest junction relative to that pipe run.

**F)** Record and submit all data on the TC 64-765 and TC 64-766 forms.

**3.0 MANDREL TESTING.** Mandrel testing will be used for deflection testing. For use on Corrugated Metal Pipe, High Density Polyethylene Pipe, and Polyvinyl Chloride Pipe,

use a mandrel device with an odd number of legs (9 minimum) having a length not less than the outside diameter of the mandrel. The diameter of the mandrel at any point shall not be less than the diameter specified in Section 3.6. Mandrels can be a fixed size or a variable size.

**3.1** Use a proving ring or other method recommended by the mandrel manufacturer to verify mandrel diameter prior to inspection. Provide verification documentation for each size mandrel to the Engineer.

**3.2** All deflection measurements are to be based off of the AASHTO Nominal Diameters. Refer to the chart in section 3.6.

**3.3** Begin by using a mandrel set to the 5.0% deflection limit. Place the mandrel in the inlet end of the pipe and pull through to the outlet end. If resistance is met prior to completing the entire run, record the maximum distance achieved from the inlet side, then remove the mandrel and continue the inspection from the outlet end of the pipe toward the inlet end. Record the maximum distance achieved from the outlet side.

**3.4** If no resistance is met at 5.0% then the inspection is complete. If resistance occurred at 5.0% then repeat 3.1 and 3.2 with the mandrel set to the 10.0% deflection limit. If the deflection of entire pipe run cannot be verified with the mandrel then immediately notify the Engineer.

**3.5** Care must be taken when using a mandrel in all pipe material types and lining/coating scenarios. Pipe damaged during the mandrel inspection will be video inspected to determine the extent of the damage. If the damaged pipe was video inspected prior to mandrel inspection then a new video inspection is warranted and supersedes the first video inspection. Immediately notify the Engineer of any damages incurred during the mandrel inspection and submit a revised video inspection report.

**3.6 AASHTO Nominal Diameters and Maximum Deflection Limits.**

Base Pipe Diameter (inches)	AASHTO Nominal Diameter (inches)	Max. Deflection Limit (inches)	
		5.0%	10.0%
15	14.76	14.02	13.28
18	17.72	16.83	15.95
24	23.62	22.44	21.26
30	29.53	28.05	26.58
36	35.43	33.66	31.89
42	41.34	39.27	37.21
48	47.24	44.88	42.52
54	53.15	50.49	47.84
60	59.06	56.11	53.15

**4.0 PHYSICAL MEASUREMENT OF PIPE DEFLECTION.** Alternate method for deflection testing when there is available access or the pipe is greater than 36 inches in diameter, as per 4.1. Use a contact or non-contact distance instrument. A leveling device is recommended for establishing or verifying vertical and horizontal control.

**4.1** Physical measurements may be taken after installation and compared to the AASHTO Nominal Diameter of the pipe as per Section 3.6. When this method is used, determine the smallest interior diameter of the pipe as measured through the center point of the pipe (D2). All measurements are to be taken from the inside crest of the corrugation. Take the D2 measurements at the most deflected portion of the pipe run in question and at intervals no greater than ten (10) feet through the run. Calculate the deflection as follows:

$$\% \text{ Deflection} = [(AASHTO \text{ Nominal Diameter} - D2) / AASHTO \text{ Nominal Diameter}] \times 100\%$$

Note: The Engineer may require that preset monitoring points be established in the culvert prior to backfilling. For these points the pre-installation measured diameter (D1) is measured and recorded. Deflection may then be calculated from the following formula:

$$\% \text{ Deflection} = [(D1 - D2) / D1] (100\%)$$

**4.2** Record and submit all data.

**5.0 DEDUCTION SCHEDULE.** All pipe deductions shall be handled in accordance with the tables shown below.

<b>FLEXIBLE PIPE DEFLECTION</b>	
Amount of Deflection (%)	Payment
0.0 to 5.0	100% of the Unit Bid Price
5.1 to 9.9	50% of the Unit Bid Price <sup>(1)</sup>
10 or greater	Remove and Replace <sup>(2)</sup>

<sup>(1)</sup> Provide Structural Analysis for HDPE and metal pipe. Based on the structural analysis, pipe may be allowed to remain in place at the reduced unit price. <sup>(2)</sup> The Department may allow the pipe to remain in place with no pay to the Contractor in instances where it is in the best interest to the public and where the structural analysis demonstrates that the pipe should function adequately.

<b>RIGID PIPE REMEDIATION TABLE PIPE</b>	
Crack Width (inches)	Payment
• 0.1	100% of the Unit Bid Price
Greater than 0.1	Remediate or Replace <sup>(1)</sup>

<sup>(1)</sup> Provide the Department in writing a method for repairing the observed cracking. Do not begin work until the method has been approved.

**6.0 PAYMENT.** The Department will measure the quantity in linear feet of pipe to inspect. The Department will make payment for the completed and accepted quantities under the following:

<u>Code</u>	<u>Pay Item</u>	<u>Pay Unit</u>
24814EC	Pipeline Inspection	Linear Foot
10065NS	Pipe Deflection Deduction	Dollars

### **Special Note for Bridge Demolition, Renovation and Asbestos Abatement**

**If the project includes any bridge demolition or renovation, the successful bidder is required to notify Kentucky Division for Air Quality (KDAQ) via filing of form (DEP 7036) a minimum of 10 days prior to commencement of any bridge demolition or renovation work.**

**Any available information regarding possible asbestos containing materials (ACM) on or within bridges to be affected by the project has been included in the bid documents. These are to be included with the Contractor's notification filed with the KDAQ. If not included in the bid documents, the Department will provide that information to the successful bidder for inclusion in the KDAQ notice as soon as possible. If there are no documents stating otherwise, the bidders should assume there are no asbestos containing materials that will in any way affect the work.**

***SPECIAL NOTE***

**KY Division of Air Quality Bridge Demolition Notification**

**Carter County  
Replacement of Two Truss Bridges on KY 773  
over the Little Sandy River  
Item No. 9-8506.00**

**Please be advised that it will be the responsibility of the selected roadway contractor to submit the 10-Day Notice of Intent for Demolition to the Kentucky Division of Air Quality. The attached Asbestos Inspection Report should accompany the submittal.**

**If there are any questions regarding this note, please contact Director, Division of Environmental Analysis, TCOB, 200 Mero Street, Frankfort, KY 40622, Phone: (502) 564-7250.**



**Matthew G. Bevin**  
Governor

**COMMONWEALTH OF KENTUCKY**  
**TRANSPORTATION CABINET**  
Frankfort, Kentucky 40622  
www.transportation.ky.gov/

**Greg Thomas**  
Secretary

## **Asbestos Inspection Report**

To: Karen Mynhier

District: 9

Date: November 15, 2017

Conducted By: O'Dail Lawson

Report Prepared By: O'Dail Lawson

---

### **Project and Structure Identification**

Project Number: Carter 09-8506.00

Structure ID: 022B00074N

Structure Location: KY-773 over the Little Sandy River

Sample Description: The samples collected were negative for asbestos.

Inspection Date: October 11, 2017

### **Results and Recommendations**

The results of the samples collected were negative for the presence of asbestos above 1%.  
No abatement is required at this time.

It is recommended that this report accompany the 10-Day Notice of Intent for Demolition ([DEP7036 Form](#)) which is to be submitted to the Kentucky Division of Air Quality prior to abatement, demolition, or renovation of any building or structure in the Commonwealth.





**MRS, INC.**      MRS, Inc. Analytical Laboratory Division

332 West Broadway / Suite # 902  
Louisville, Kentucky - 40202 - 2133

(502) 495-1212  
Fax: (502) 491-7111

**BULK SAMPLE ASBESTOS ANALYSIS**

Analysis N #      # 11093      Address: Carter - 09-8506 022B00074N  
 Client Name:      KYTC      KY - 723 Over Little Sandy River  
 Sampled By:      O'Dail Lawson

		% FIBROUS ASBESTOS						% NON-ASBESTOS FIBERS			
Sample ID	Color	Layered	Fibrous	Chrysotile	Amosite	crocidolite	Others	Cellulose	Fiberglass	Syn. Fiber	Other/Mat.
C - 1	Black	Yes	No	< 1 %				2%			98%

Methodology : EPA Method 600/R-93-116  
 Date Analyzed : 9-Nov-17  
 Analyst : Winterford Mensah


Reviewed By: *Winterford Mensah*  
Signature

The test relates only to the items tested. This report does not represent endorsement by NVLAP or any agency of the U.S. Government. Partial Reproduction of any part of this report is strictly prohibited. Samples shall be retained for (30) days.

# Chain of Custody Record

## Kentucky Transportation Cabinet

200 Mero Street, 5th Floor West  
Frankfort, Kentucky 40622  
(502) 564-7250 fax (502) 564-5655



O'Dail Lawson [odail.lawson@ky.gov](mailto:odail.lawson@ky.gov)  
KYTC  
Address: 200 Mero Street  
Frankfort KY  
Phone: 502-564-7250 Fax: 502-564-5655  
PO#:

Client Information KY TRANS CABINET  
Results Code:  
ND = None Detected  
FTD = Filler Tampering or Damaged  
N/A = Not Applicable

KY-723 over Little Sandy River.

Samplers (signature):

*O'Dail Lawson*

Project or Subject Reference CARTER 09-8506 022B00074N

Sample ID	Sample Description	Collected		Grab/Comp.	No. of Cont.	Cont. Type	Preservative
		Date	Time				
C-1	Joint Compound	10/11/17	12:30	TAE	black		N/A

Relinquished By: \_\_\_\_\_ Date/Time: \_\_\_\_\_

Received By: *Theresa Moore* Date/Time: 10/17/17

Relinquished By: \_\_\_\_\_ Date/Time: \_\_\_\_\_

Received at Lab By: \_\_\_\_\_ Date/Time: \_\_\_\_\_

**ENVIRONMENTAL TRAINING CONCEPTS, INC**

P.O. Box 99603 Louisville, KY 40269  
(502)640-2951

Certification Number: ETC-AIR-061317-00518

# O'Dail Lawson

has on 06-13-2017, attended and successfully completed the requirements and passed the examination with a score of 70% of better on the entitled course.

## ASBESTOS INSPECTOR REFRESHER

Training was in accordance with 40 CFR Part 763 (AHERA) approved by the Commonwealth of Kentucky, the Indiana Department of Environmental Management and Tennessee Department of Environment & Conservation The above student received requisite training for Asbestos Accreditation under Title II of the Toxic Substance Act (TSCA).

Conducted at: 1220 Kentucky Mills Drive, Louisville, KY

Expiration Date: 06-13-2018

  
Name - Training Manager

  
Name - Instructor



**Matthew G. Bevin**  
Governor

**COMMONWEALTH OF KENTUCKY**  
**TRANSPORTATION CABINET**  
Frankfort, Kentucky 40622  
[www.transportation.ky.gov/](http://www.transportation.ky.gov/)

**Greg Thomas**  
Secretary

## **Asbestos Inspection Report**

To: Karen Mynhier

District: 9

Date: January 25, 2018

Conducted By: O'Dail Lawson

Report Prepared By: O'Dail Lawson

---

### **Project and Structure Identification**

Project Number: Carter 09-8506.00

Structure ID: 022B00075N

Structure Location: KY 773 over Little Sandy River

Sample Description: The samples collected were negative for asbestos.

Inspection Date: January 9, 2018

### **Results and Recommendations**

The results of the samples collected were negative for the presence of asbestos above 1%. No abatement is required at this time.

It is recommended that this report accompany the 10-Day Notice of Intent for Demolition ([DEP7036 Form](#)) which is to be submitted to the Kentucky Division of Air Quality prior to abatement, demolition, or renovation of any building or structure in the Commonwealth.



**MRS, INC.**      *MRS, Inc. Analytical Laboratory Division*

332 West Broadway / Suite # 902  
Louisville, Kentucky - 40202 - 2133

(502) 495-1212  
Fax: (502) 491-7111

**BULK SAMPLE ASBESTOS ANALYSIS**

Analysis N#      # 81252      Address: Carter 09-8506 022B00075N  
Client Name:      K Y T C      (KY 773 Over Little Sandy River)  
Sampled By:      O'Dail Lawson

Sample ID	Color	Layered	Fibrous	% FIBROUS ASBESTOS				% NON-ASBESTOS FIBERS			
				Chrysotile	Amosite	crocidolite	Others	Cellulose	Fiberglass	Syn. Fiber	Other/Mat.
# C - 1	Black	Yes	No				None				100%

Methodology : EPA Method 600/R-93-116  
Date Analyzed : 25-Jan-18  
Analyst : Winterford Mensah

Reviewed By: *Winterford Mensah*  
Signature

The test relates only to the items tested. This report does not represent endorsement by NVLAP or any agency of the U.S Government. Partial Reproduction of any part of this report is strictly prohibited. Samples shall be retained for (30) days.



# Chain of Custody Record

Kentucky Transportation Cabinet

200 Metro Street, 5th Floor West  
Frankfort, Kentucky 40622  
(502) 564-7250 fax (502) 564-5655

O'Dail Lawson [odail.lawson@ky.gov](mailto:odail.lawson@ky.gov)  
KYTC

Address: 200 Metro Street  
Frankfort KY

Phone: 502-564-7250 Fax: 502-564-5655

Project or Subject Reference **Carter 09 - 8506**

Client Information **KY TRANS CABINET**

Results Code:

ND = None Detected

FTD = Filter Tampering or Damaged

N/A = Not Applicable

**KY-773 over Little Sandy River.**  
**022B00075N**

Samplers (signature):

Sample ID	Sample Description	Collected		Analysis Requested	Grab/Comp.	No. of Cont.	Cont. Type	Preservative
		Date	Time					
C-1	Soil Component	1/9/18	11:15	Asbestos bulk	black	NR		N/A

Relinquished By: \_\_\_\_\_ Date/Time: \_\_\_\_\_

Received By: *Harold Ascott* Date/Time: *1/19/18*

Relinquished By: \_\_\_\_\_ Date/Time: \_\_\_\_\_

Received at Lab By: \_\_\_\_\_ Date/Time: \_\_\_\_\_



**ENVIRONMENTAL TRAINING CONCEPTS, INC**  
P.O Box 99603 Louisville, KY 40269  
(502)640-2951

Certification Number: ETC-AIR-061317-00518


# O'Dail Lawson

has on 06-13-2017, attended and successfully completed the requirements and passed the examination with a score of 70% of better on the entitled course.

## ASBESTOS INSPECTOR REFRESHER

Training was in accordance with 40 CFR Part 763 (AHERA) approved by the Commonwealth of Kentucky, the Indiana Department of Environmental Management and Tennessee Department of Environment & Conservation The above student received requisite training for Asbestos Accreditation under Title II of the Toxic Substance Act (TSCA).

Conducted at: 1220 Kentucky Mills Drive, Louisville, KY

  
Name - Training Manager

Expiration Date: 06-13-2018

  
Name - Instructor

	<b>KENTUCKY TRANSPORTATION CABINET</b> Department of Highways <b>DIVISION OF RIGHT OF WAY &amp; UTILITIES</b>	TC 62-226 Rev. 01/2016 Page 1 of 1
<b>RIGHT OF WAY CERTIFICATION</b>		

<input checked="" type="checkbox"/> Original	<input type="checkbox"/> Re-Certification	<b>RIGHT OF WAY CERTIFICATION</b>	
--	---	-----------------------------------	--

ITEM #	COUNTY	PROJECT # (STATE)	PROJECT # (FEDERAL)
9-8506.00	Carter	FD52 022 8306201R	STPBRZ 0903 (203)

**PROJECT DESCRIPTION**

Elk Road

**No Additional Right of Way Required**

Construction will be within the limits of the existing right of way. The right of way was acquired in accordance to FHWA regulations under the Uniform Relocation Assistance and Real Property Acquisitions Policy Act of 1970, as amended. No additional right of way or relocation assistance were required for this project.

**Condition # 1 (Additional Right of Way Required and Cleared)**

All necessary right of way, including control of access rights when applicable, have been acquired including legal and physical possession. Trial or appeal of cases may be pending in court but legal possession has been obtained. There may be some improvements remaining on the right-of-way, but all occupants have vacated the lands and improvements, and KYTC has physical possession and the rights to remove, salvage, or demolish all improvements and enter on all land. Just Compensation has been paid or deposited with the court. All relocations have been relocated to decent, safe, and sanitary housing or that KYTC has made available to displaced persons adequate replacement housing in accordance with the provisions of the current FHWA directive.

**Condition # 2 (Additional Right of Way Required with Exception)**



The right of way has not been fully acquired, the right to occupy and to use all rights-of-way required for the proper execution of the project has been acquired. Some parcels may be pending in court and on other parcels full legal possession has not been obtained, but right of entry has been obtained, the occupants of all lands and improvements have vacated, and KYTC has physical possession and right to remove, salvage, or demolish all improvements. Just Compensation has been paid or deposited with the court for most parcels. Just Compensation for all pending parcels will be paid or deposited with the court prior to AWARD of construction contract

**Condition # 3 (Additional Right of Way Required with Exception)**

The acquisition or right of occupancy and use of a few remaining parcels are not complete and/or some parcels still have occupants. All remaining occupants have had replacement housing made available to them in accordance with 49 CFR 24.204. KYTC is hereby requesting authorization to advertise this project for bids and to proceed with bid letting even though the necessary right of way will not be fully acquired, and/or some occupants will not be relocated, and/or the just compensation will not be paid or deposited with the court for some parcels until after bid letting. KYTC will fully meet all the requirements outlined in 23 CFR 635.309(c)(3) and 49 CFR 24.102(j) and will expedite completion of all acquisitions, relocations, and full payments after bid letting and prior to AWARD of the construction contract or force account construction.

Total Number of Parcels on Project	12	EXCEPTION (S) Parcel #	ANTICIPATED DATE OF POSSESSION WITH EXPLANATION
Number of Parcels That Have Been Acquired			
Signed Deed	11		
Condemnation	1		
Signed ROE			

Notes/ Comments (Use Additional Sheet if necessary)

<b>LPA RW Project Manager</b>		<b>Right of Way Supervisor</b>	
Printed Name		Printed Name	Shannon Dearing
Signature		Signature	
Date		Date	9/14/2018
<b>Right of Way Director</b>		<b>FHWA</b>	
Printed Name	Dean M. Loy	Printed Name	<del>No Signature Required</del>
Signature		Signature	as per FHWA-KYTC
Date	2018.09.14 15:02:16 -04'00'	Date	Current Stewardship Agreement



## UTILITIES AND RAIL CERTIFICATION NOTE

**Carter County**  
**STPBRZ0903204**  
**FD52 022 8306201U**  
**Mile point: 1.000 TO 1.300**  
**REPLACEMENT OF TWO TRUSS BRIDGES ON KY 773 OVER THE LITTLE SANDY RIVER. (08CCN)**  
**ITEM NUMBER: 09-8506.00**

### PROJECT NOTES ON UTILITIES

Please Note: The information presented in this Utility Note is informational in nature and the information contained herein is not guaranteed.

The contractor will be responsible for contacting all utility facility owners on the subject project to coordinate his activities. The contractor will coordinate his activities to minimize and, where possible, avoid conflicts with utility facilities. Due to the nature of the work proposed, it is unlikely to conflict with the existing utilities beyond minor facility adjustments. Where conflicts with utility facilities are unavoidable, the contractor will coordinate any necessary relocation work with the facility owner and Resident Engineer. The Kentucky Transportation Cabinet maintains the right to remove or alter portions of this contract if a utility conflict occurs. The utility facilities as noted in the previous section(s) have been determined using data garnered by varied means and with varying degrees of accuracy: from the facility owners, a result of S.U.E., field inspections, and/or reviews of record drawings. The facilities defined may not be inclusive of all utilities in the project scope and are not Level A quality, unless specified as such. It is the contractor's responsibility to verify all utilities and their respective locations before excavating.

The contractor shall make every effort to protect underground facilities from damage as prescribed in the Underground Facility Damage Protection Act of 1994, Kentucky Revised Statute KRS 367.4901 to 367.4917. It is the contractor's responsibility to determine and take steps necessary to be in compliance with federal and state damage prevention directives. The contractor is instructed to contact KY 811 for the location of existing underground utilities. Contact shall be made a minimum of two (2) and no more than ten (10) business days prior to excavation. The contractor shall submit Excavation Locate Requests to the Kentucky Contact Center (KY 811) via web ticket entry. The submission of this request does not relieve the contractor from the responsibility of contacting non-member facility owners, whom are to be contacted through their individual Protection Notification Center. It may be necessary for the contractor to contact the County Court Clerk to determine what utility companies have facilities in the area. Non-compliance with these directives can result in the enforcement of penalties.

Utility coordination efforts determined that no significant utility relocation work is required to complete the project. Any work pertaining to these utility facilities is defined in the bid package and is to be carried out as instructed by the Kentucky Transportation Cabinet. The contractor will be responsible for any coordination or adjustments that are discussed or quantified in the proposal.

## UTILITIES AND RAIL CERTIFICATION NOTE

Carter County  
STPBRZ0903204  
FD52 022 8306201U  
Mile point: 1.000 TO 1.300  
REPLACEMENT OF TWO TRUSS BRIDGES ON KY 773 OVER THE LITTLE SANDY RIVER. (08CCN)  
ITEM NUMBER: 09-8506.00

**NOTE: DO NOT DISTURB THE FOLLOWING FACILITIES LOCATED WITHIN THE PROJECT DISTURB LIMITS**

N/A

**\*The Contractor is fully responsible for protection of all utilities listed above\***

**THE FOLLOWING FACILITY OWNERS ARE RELOCATING/ADJUSTING THEIR FACILITIES WITHIN THE PROJECT LIMITS AND WILL BE COMPLETE PRIOR TO CONSTRUCTION**

Windstream Communication – Started relocation of their facilities and will have them completed by November 1, 2018.

Kentucky Power Company – Started relocation of their overhead facilities, and will be completed by November 1, 2018.

**THE FOLLOWING FACILITY OWNERS HAVE FACILITIES TO BE RELOCATED/ADJUSTED BY THE OWNER OR THEIR SUBCONTRACTOR AND IS TO BE COORDINATED WITH THE ROAD CONTRACT**

N/A

## UTILITIES AND RAIL CERTIFICATION NOTE

<p>Carter County STPBRZ0903204 FD52 022 8306201U Mile point: 1.000 TO 1.300 REPLACEMENT OF TWO TRUSS BRIDGES ON KY 773 OVER THE LITTLE SANDY RIVER. (08CCN) ITEM NUMBER: 09-8506.00</p>
---

**THE FOLLOWING FACILITY OWNERS HAVE FACILITIES TO BE RELOCATED/ADJUSTED BY THE ROAD CONTRACTOR AS INCLUDED IN THIS CONTRACT**

Grayson Utility Commission – Will have water lines to be relocated in this project, and will be let in roadway contract.

**RAIL COMPANIES HAVE FACILITIES IN CONJUNCTION WITH THIS PROJECT AS NOTED**

No Rail Involvement     Rail Involved     Rail Adjacent

## UTILITIES AND RAIL CERTIFICATION NOTE

Carter County  
STPBRZ0903204  
FD52 022 8306201U  
Mile point: 1.000 TO 1.300  
**REPLACEMENT OF TWO TRUSS BRIDGES ON KY 773 OVER THE LITTLE SANDY RIVER. (08CCN)**  
ITEM NUMBER: 09-8506.00

### AREA FACILITY OWNER CONTACT LIST

Facility Owner	Address	Contact Name	Phone	Email
Grayson Utilities Commission - Water	671 South State Hwy. 7 Grayson KY 41143	Gerald Haney	6064747569	utilitysupt@graysonutilities.com
Kentucky Power Company - Electric	12333 Kevin Avenue Ashland KY 41102	Ronald Canfield	6069291462	rlcanfield@aep.com
Windstream Communications - Telephone	P.O. Box 25410 Little Rock AK 72212	Kijana Royal	5017487628	Kijana.Royal@windstream.com

# **GENERAL UTILITY NOTES AND INSTRUCTIONS APPLICABLE TO ALL UTILITY WORK MADE A PART OF THE ROAD CONSTRUCTION CONTRACT**

The contractor should be aware the following utility notes and KYTC Utility Bid Item Descriptions shall supersede, replace and take precedence over any and all conflicting information that may be contained in utility owner supplied specifications contained in the contract, on plans supplied by the utility owner, or any utility owner specifications or information externally referenced in this contract.

Where information may have been omitted from these notes, bid item descriptions, utility owner supplied specifications or plans; the KYTC Standard Specifications for Road and Bridge Construction shall be referenced.

## **PROTECTION OF EXISTING UTILITIES**

The existing utilities shown on the plans are shown as best known at the time the plans were developed and are to be used as a guide only by the Contractor. The Contractor shall use all means at his disposal to accurately locate all existing utilities, whether shown on the plans or not, prior to excavation. The contractor shall protect these utilities during construction. Any damage to existing utilities during construction that are shown or not shown on the plans shall be repaired at the Contractor's expense.

## **PREQUALIFIED UTILITY CONTRACTORS**

Some utility owners may require contractors that perform relocation work on their respective facilities as a part of the road contract be prequalified or preapproved by the utility owner. Those utility owners with a prequalification or preapproval requirement are as follows:

**ConnHurst, LLC – Freddie Conn**  
**Opell Excavating – Steve Opell**  
**Southern Ohio Trenching – Mark Bamer**  
**NorthEast Excavating – Gene Wilburn**  
**G&W Construction – Darrell Alderman**

The bidding contractor needs to review the above list and choose from the list of approved subcontractors at the end of these general notes as identified above before bidding. When the list of approved subcontractors is provided, only subcontractors shown on the following list(s) will be allowed to work on that utility as a part of this contract.

When the list of approved subcontractors for the utility work is not provided in these general notes, the utility work can be completed by the prime contractor. If the prime contractor chooses to subcontract the work, the subcontractor shall be prequalified with the KYTC Division of Construction Procurement in the work type of "Utilities" (I33). Those who would like to become prequalified may contact the Division of Construction Procurement at (502) 564-3500. Please note: it could take up to 30 calendar days for prequalification to be approved. The prequalification does not have to be approved prior to the bid, but must be approved before the subcontract will be approved by KYTC and the work can be performed.

#### CONTRACT ADMINISTRATION RELATIVE TO UTILITY WORK

All utility work is being performed as a part of a contract administered by KYTC; there is not a direct contract between the utility contractor and utility owner. The KYTC Section Engineer is ultimately responsible for the administration of the road contract and any utility work included in the contract.

#### SUBMITTALS AND CORRESPONDENCE

All submittals and correspondence of any kind relative to utility work included in the road contract shall be directed to the KYTC Section Engineer, a copy of which may also be supplied to the utility owner by the contractor to expedite handling of items like material approvals and shop drawings. All approvals and correspondence generated by the utility owner shall be directed to the KYTC Section Engineer. The KYTC Section Engineer will relay any approvals or correspondence to the utility contractor as appropriate. At no time shall any direct communication between the utility owner and utility contractor without the communication flowing through the KYTC Section Engineer be considered official and binding under the contract.

#### ENGINEER

Where the word "Engineer" appears in any utility owner specifications included in this proposal, utility owner specifications included as a part of this contract by reference or on the utility relocation plans, it shall be understood the "Engineer" is the Kentucky Transportation Cabinet (KYTC) Section Engineer or designated representative and the utility owner engineer or designated representative jointly. Both engineers must mutually agree upon all decisions made with regard to the utility construction. The Transportation Cabinet, Section Engineer shall make all final decisions in all disputes.

### INSPECTOR OR RESIDENT PROJECT REPRESENTATIVE

Where the word “Inspector” or “Resident Project Representative” appears in the utility specifications included in this proposal, utility owner specifications included as a part of this contract by reference or on the utility relocation plans, it shall be understood the “Inspector” or “Resident Project Representative” is the utility owner inspector and KYTC inspector jointly. The Transportation Cabinet, Section Engineer shall make all final decisions in all disputes.

### NOTICE TO UTILITY OWNERS OF THE START OF WORK

One month before construction is to start on a utility, the utility contractor shall make notice to the KYTC Section Engineer and the utility owner of when work on a utility is anticipated to start. The utility contractor shall again make confirmation notice to the KYTC Section Engineer and the utility owner one week before utility work is to actually start.

### UTILITY SHUTDOWNS

The Contractor shall not shut down any active and in-service mains, utility lines or services for any reason unless specifically given permission to do so by the utility owner. The opening and closing of valves and operating of other active utility facilities for main, utility line or utility service shut downs are to be performed by the utility owner unless specific permission is given to the contractor by the owner to make shutdowns. If and when the utility owner gives the contractor permission to shutdown mains, utility lines or utility services, the contractor shall do so following the rules, procedures and regulations of the utility owner. Any permission given by the utility owner to the contractor to shutdown active and in-service mains, utility lines or services shall be communicated to the KYTC Section Engineer by the utility owner that such permission has been given.

Notice to customers of utility shut downs is sometimes required to be performed by the utility contractor. The contractor may be required; but, is not limited to, making notice to utility customers in a certain minimum amount of time in advance of the shut down and by whatever means of communication specified by the utility owner. The means of communication to the customer may be; but is not limited to, a door hanger, notice by newspaper ad, telephone contact, or any combination of communication methods deemed necessary, customary and appropriate by the utility owner. The contractor should refer to the utility owner specifications for requirements on customer notice.

Any procedure the utility owner may require the contractor to perform by specification or plan note and any expense the contractor may incur to comply with the utility owner’s shut down procedure and notice to customers shall be considered an incidental expense to the utility construction.

CUSTOMER SERVICE AND LATERAL ABANDONMENTS When temporary or permanent abandonment of customer water, gas, or sewer services or laterals are necessary during relocation of utilities included in the contract, the utility contractor shall perform these abandonments as part of the contract as incidental work. No separate payment will be made for service line and lateral abandonments. The contractor shall provide all labor, equipment and materials to accomplish the temporary or permanent abandonment in accordance with the plans, specifications and/or as directed by the engineer. Abandonment may include, but is not limited to, digging down on a water or gas main at the tap to turn off the tap valve

or corporation stop and/or capping or plugging the tap, digging down on a sewer tap at the main and plugging or capping the tap, digging down on a service line or lateral at a location shown on the plans or agreeable to the engineer and capping or plugging, or performing any other work necessary to abandon the service or lateral to satisfactorily accomplish the final utility relocation.

### STATIONS AND DISTANCES

All stations and distances, when indicated for utility placement in utility relocation plans or specifications, are approximate; therefore, some minor adjustment may have to be made during construction to fit actual field conditions. Any changes in excess of 6 inches of plan location shall be reviewed and approved jointly by the KYTC Section Engineer or designated representative and utility owner engineer or designated representative. Changes in location without prior approval shall be remedied by the contractor at his own expense if the unauthorized change creates an unacceptable conflict or condition.

### RESTORATION

Temporary and permanent restoration of paved or stone areas due to utility construction shall be considered incidental to the utility work. No separate payment will be made for this work. Temporary restoration shall be as directed by the KYTC Section Engineer. Permanent restoration shall be "in-kind" as existing.

Restoration of seed and sod areas will be measured and paid under the appropriate seeding and sodding bid items established in the contract for roadway work.

---

BELOW ARE NOTES FOR WHEN "INST" ITEMS ARE IN THE CONTRACT MEANING THE UTILITY COMPANY IS PROVIDING CERTAIN MATERIALS FOR UTILITY RELOCATION

### MATERIAL

Contrary to Utility Bid Item Descriptions, those bid items that have the text "**Inst**" at the end of the bid item will have the major components of the bid item provided by the utility owner. No direct payment will be made for the major material component(s) supplied by the utility company. All remaining materials required to construct the bid item as detailed in utility bid item descriptions, in utility specifications and utility plans that are made a part of this contract will be supplied by the contractor. The contractor's bid price should reflect the difference in cost due to the provided materials.

The following utility owners have elected to provide the following materials for work under this contract:

***No materials are being supplied by the utility owner(s). All materials are to be supplied by the contractor per bid item descriptions, utility specifications and utility plans.***

### SECURITY OF SUPPLIED MATERIALS

If any utility materials are to be supplied by the utility owner, it will be the responsibility of the utility contractor to secure all utility owner supplied materials after delivery to the project site. The utility



contractor shall coordinate directly with the utility owner and their suppliers for delivery and security of the supplied materials. Any materials supplied by the utility owner and delivered to the construction site that are subsequently stolen, damaged or vandalized and deemed unusable shall be replaced with like materials at the contractor's expense.

# Standard Water Bid Item Descriptions

**W AIR RELEASE VALVE** This bid item description shall apply to all air release valve installations of every size except those defined as “Special”. This item shall include the air release valve, main to valve connecting line or piping, manhole, vault, structure, access casting or doors, tapping the main, labor, equipment, excavation, proper backfill and restoration required to install the air release valve at the location shown on the plans or as directed in accordance with the specifications and standard drawings complete and ready for use. All air release/vacuum valves on a project shall be paid under one bid item regardless of size. No separate pay items will be established for size variations. Only in the case of the uniqueness of a particular air release valve would a separate bid item be established. Please refer to the Utility Company’s Specifications. If the Company does not have specifications, KYTC’s Specifications shall be referenced. This item shall be paid EACH (EA) when complete.

**BOLLARDS** This item is for payment for furnishing and installing protective guard posts at above ground utility installations. A bollard may consist of, but not limited to, a steel post set in concrete or any other substantial post material. This item shall include all labor, equipment, and materials needed for complete installation of the bollard as specified by the utility owner specifications and plans. If the Company does not have specifications, KYTC’s Specifications shall be referenced. This item shall be paid EACH (EA) when complete.

*NOTE: A bid code for this item has been established in standard roadway bid items and shall be used for payment of this item. The bid code is 21341ND*

**W CAP EXISTING MAIN** This item shall include the specified cap, concrete blocking and/or mechanical anchoring, labor, equipment, excavation, backfill, and restoration required to install the cap at the location shown on the plans or as directed in accordance with the specifications. This item is not to be paid on new main installations. This pay item is only to be paid to cap existing mains. Caps on new mains are incidental to the new main. Any and all caps on existing mains shall be paid under one bid item included in the contract regardless of size. No separate bid items will be established for size variations. Please refer to the Utility Company’s Specifications. If the Company does not have specifications, KYTC’s Specifications shall be referenced. This item shall be paid EACH (EA) when complete.

**W DIRECTIONAL BORE** Payment under this item is made whenever the plans or specifications specifically show directional boring is to be utilized in order to minimize the impact of open cut for the installation of water main under streets, creeks, and etc. Payment under this item shall include the specified bore pipe, labor, and equipment. No separate payment shall be made for bore pipe installed in the bore whether used as a carrier pipe or an encasement of a separate carrier pipe. This item shall also include pipe anchors at each end of the bore when specified to prevent the creep or contraction of the bore pipe. Carrier pipe installed within a bore pipe shall be paid separately under pipe items. Payment under this item shall not be size specific and no separate bid items will be established for size variations. The bore pipe sizes to be included under this item shall be as shown on the plans and/or in the specifications. Any and all directional bores in each contract shall be paid under one directional bore bid item included in the contract regardless of size. Please refer to the Utility Company’s Specifications. If the Company does not have specifications, KYTC’s Specifications shall be referenced. This item shall be paid LINEAR FEET (LF) when complete.

**W ENCASUREMENT CONCRETE** Includes all labor, equipment, excavation, concrete, reinforcing steel, backfill, restoration, and etc., to construct the concrete encasement of the water main as shown on the plans, and in accordance with the specifications and standard drawings. Payment under this item shall be in addition to the carrier pipe as paid under separate bid items. Carrier pipe is not included in this bid item. Any and all concrete encasement shall be paid under one bid item included in the contract regardless of the size of the carrier pipe or the volume of concrete or steel reinforcement as specified in the plans and specifications. No separate bid items will be established for size variations. Measurement of pay quantity shall be from end of concrete to end of concrete. Please refer to the Utility Company's Specifications. If the Company does not have specifications, KYTC's Specifications shall be referenced. This item shall be paid LINEAR FEET (LF) when complete.

**W ENCASUREMENT STEEL BORED** This item shall include the steel encasement pipe size as specified on the plans and in the specifications, casing spacers, end seals, labor, and equipment to bore and install the encasement in accordance with the plans and specifications, complete and ready for use. The size shall be the measured internal diameter of the encasement pipe. The sizes of encasement to be paid under the size ranges specified in the bid items shall be as follows:

- Range 1 = All encasement sizes greater than 2 inches to and including 6 inches
- Range 2 = All encasement sizes greater than 6 inches to and including 10 inches
- Range 3 = All encasement sizes greater than 10 inches to and including 14 inches
- Range 4 = All encasement sizes greater than 14 inches to and including 18 inches
- Range 5 = All encasement sizes greater than 18 inches to and including 24 inches
- Range 6 = All encasement sizes greater than 24 inches

*(Encasement sizes of 2 inches internal diameter or less shall not be paid separately; but, shall be considered incidental to the carrier pipe.)* Payment under this bid item shall not include the carrier pipe. Carrier pipe shall be paid under a separate bid item. Please refer to the Utility Company's Specifications. If the Company does not have specifications, KYTC's Specifications shall be referenced. This item shall be paid LINEAR FEET (LF) when complete.

**W ENCASUREMENT STEEL OPEN CUT** This item shall include the steel encasement pipe size as specified on the plans and in the specifications, casing spacers, end seals, labor, and equipment to open cut and install the encasement in accordance with the plans and specifications, complete and ready for use. The size shall be the measured internal diameter of the encasement pipe. The size encasement to be paid under the size ranges specified in the bid items shall be as follows:

- Range 1 = All encasement sizes greater than 2 inches to and including 6 inches
- Range 2 = All encasement sizes greater than 6 inches to and including 10 inches
- Range 3 = All encasement sizes greater than 10 inches to and including 14 inches
- Range 4 = All encasement sizes greater than 14 inches to and including 18 inches
- Range 5 = All encasement sizes greater than 18 inches to and including 24 inches
- Range 6 = All encasement sizes greater than 24 inches

*(Encasement sizes of 2 inches internal diameter or less shall not be paid separately; but, shall be considered incidental to the carrier pipe.)* Payment under this bid item shall not include the carrier pipe. Carrier pipe shall be paid under a separate bid item. Please refer to the Utility Company's Specifications. If the Company does not have specifications, KYTC's Specifications shall be referenced. This item shall be paid LINEAR FEET (LF) when complete.

**W FIRE HYDRANT ADJUST** Includes all labor, equipment, excavation, materials, and backfill to adjust the existing fire hydrant using the fire hydrant manufacturer's extension kit for adjustments of 18" or less. Adjustments greater than 18" require anchoring couplings and vertical bends to adjust to grade. The Contractor will supply and install all anchor couplings, bends, fire hydrant extension, concrete blocking, restoration, granular drainage material, etc, needed to adjust the fire hydrant complete and ready for use as shown on the plans, and in accordance with the specifications and standard drawings. This also includes allowing for the utility owner inspector to inspect the existing fire hydrant prior to adjusting, contractor returning unusable fire hydrants to the utility owner warehouse and picking up a replacement hydrant. No additional payment will be made for rock excavation. Please refer to the Utility Company's Specifications. If the Company does not have specifications, KYTC's Specifications shall be referenced. This item shall be paid EACH (EA) when complete and ready for use.

**W FIRE HYDRANT ASSEMBLY** Includes all labor, equipment, new fire hydrant, isolating valve and valve box, concrete pad around valve box (when specified in specifications or plans), piping, anchoring tee, anchoring couplings, fire hydrant extension, excavation, concrete blocking, granular drainage material, backfill, and restoration, to install a new fire hydrant assembly as indicated on plans and on standard drawings complete and ready for use. No additional payment will be made for rock excavation. Please refer to the Utility Company's Specifications. If the Company does not have specifications, KYTC's Specifications shall be referenced. This item shall be paid EACH (EA) when complete.

**W FIRE HYDRANT RELOCATE** This item includes all labor and equipment to remove the existing fire hydrant from its existing location and reinstalling at a new location. This item shall include a new isolating valve and valve box, concrete pad around valve box (when required in specifications or plans), new piping, new anchoring tee, anchoring couplings, fire hydrant extensions, concrete blocking, restoration, granular drainage material, excavation, and backfill as indicated on plans, specifications, and on standard drawings complete and ready for use. This item shall also include allowing for utility owner inspector to inspect the existing fire hydrant prior to reuse, contractor returning unusable fire hydrants to the utility owner warehouse and picking up a replacement hydrant for use, if the existing fire hydrant is determined unfit for reuse. No additional payment will be made for rock excavation. Please refer to the Utility Company's Specifications. If the Company does not have specifications, KYTC's Specifications shall be referenced. This item shall be paid EACH (EA) when complete.

**W FIRE HYDRANT REMOVE** This bid item includes removal of an abandoned fire hydrant, isolating valve, and valve box to the satisfaction of the engineer. The removed fire hydrant, isolating valve and valve box shall become the property of the contractor for his disposal as salvage or scrap. Please refer to the Utility Company's Specifications. If the Company does not have specifications, KYTC's Specifications shall be referenced. This item shall be paid EACH (EA) when complete.

**W FLUSH HYDRANT ASSEMBLY** This item shall include the flushing hydrant assembly, service line, tapping the main, labor, equipment, excavation, backfill, and restoration required to install the flush hydrant at the location shown on the plans and in accordance with the specifications and standard drawings, complete and ready for use. Please refer to the Utility Company's Specifications. If the Company does not have specifications, KYTC's Specifications shall be referenced. This item shall be paid EACH (EA) when complete.

**W FLUSHING ASSEMBLY** This item shall include the flushing device assembly, service line, meter box and lid, tapping the main, labor, equipment, excavation, backfill, and restoration required to install the

flushing device at the location shown on the plans and in accordance with the specifications and standard drawings, complete and ready for use. Please refer to the Utility Company's Specifications. If the Company does not have specifications, KYTC's Specifications shall be referenced. This item shall be paid EACH (EA) when complete.

**W LEAK DETECTION METER** This item is for payment for installation of a water meter at main valve locations where shown on the plans for detection of water main leaks. The meter shall be of the size and type specified in the plans or specifications. This item shall include all labor, equipment, meter, meter box or vault, connecting pipes between main and meter, main taps, tapping saddles, casting, yoke, and any other associated material needed for installation of a functioning water meter in accordance with the plans and specifications, complete and ready for use. No separate payment will be made under any other contract item for connecting pipe or main taps. Any and all leak detection meters shall be paid under one bid item included in the contract regardless of size. No separate bid items will be established for size variations. Please refer to the Utility Company's Specifications. If the Company does not have specifications, KYTC's Specifications shall be referenced. This item shall be paid EACH (EA) when complete and ready for use.

**W LINE MARKER** This item is for payment for furnishing and installing a water utility line marker as specified by the utility owner specifications and plans. A line marker may consist of a post or monument of whatever materials specified and shall include markings and/or signage on same as specified by plans or specifications. This item shall include all labor, equipment, and materials needed for complete installation of the marker. This item shall be paid EACH (EA) when complete.

**W MAIN POINT RELOCATE** This item is intended for payment for horizontal and/or vertical relocation of a short length of an existing main at the locations shown on the plans. This bid item is to be used to relocate an existing water main at point locations such as to clear a conflict at a proposed drainage structure, pipe or any other similar short relocation situation, and where the existing pipe material is to be reused. The contractor shall provide any additional pipe or fitting material needed to complete the work as shown on the plans and specifications. The materials provided shall be of the same type and specification as those that exist. Substitution of alternative materials shall be approved by the engineer in advance on a case by case basis. New polyethylene wrap is to be provided (if wrap exists or is specified in the specifications to be used). If it is necessary that the pipe be disassembled for relay, payment under this item shall also include replacement of joint gaskets as needed. Bedding and backfill shall be provided and performed the same as with any other pipe installation as detailed in the plans and specifications. Payment under this item shall be for each location requiring an existing main to be relocated horizontally or vertically regardless of pipe size or relocation length. No separate pay items will be established for pipe size variations or relocation segment length variations. Water Main Relocate shall not be paid on a linear feet basis; but, shall be Paid EACH (EA) at each location when complete and placed in service. Please refer to the Utility Company's Specifications. If the Company does not have specifications, KYTC's Specifications shall be referenced.

**W METER** This item is for payment for installation of all standard water meters of all sizes 2 inches ID or less as specified on the plans. This item shall include all labor, equipment, meter, meter box, casting, yoke, and any other associated material needed for installation of a functioning water meter in accordance with the plans and specifications, complete and ready for use. This item shall include connections to the new or existing water service line. Please refer to the Utility Company's Specifications. If the Company does not have specifications, KYTC's Specifications shall be referenced. This item shall be paid EACH (EA) when complete.

**W METER ADJUST** This item includes all labor, equipment, excavation, materials, backfill, restoration, and etc., to adjust the meter casting to finished grade (whatever size exists) at the location shown on the plans or as directed in accordance with the specifications and standard drawings complete and ready for use. Please refer to the Utility Company's Specifications. If the Company does not have specifications, KYTC's Specifications shall be referenced. This item shall be paid EACH (EA) when complete.

**W METER RELOCATE** This item includes all labor, equipment, excavation, additional fittings, disinfection, testing, restoration, and etc., to relocate the existing water meter (whatever size exists), meter yoke, meter box, casting, and etc., from its old location to the location shown on the plans or as directed, in accordance with the specifications and standard drawings complete and ready for use. The new service pipe (if required) will be paid under short side or long side service bid items. Any and all meter relocations of 2 inches or less shall be paid under one bid item included in the contract regardless of size. Each individual relocation shall be paid individually under this item; however, no separate bid items will be established for meter size variations of 2 inches ID or less. Please refer to the Utility Company's Specifications. If the Company does not have specifications, KYTC's Specifications shall be referenced. This item shall be paid EACH (EA) when complete.

**W METER VAULT SIZE RANGE 1 OR 2** This item is for payment for installation of an underground structure for housing of a larger water meter, fittings, and valves as required by the plans and specifications. This item shall include all labor, equipment, excavation, concrete, manhole castings or access doors, the specified meter(s) valve(s), all piping, and fitting materials associated with installing a functioning meter and vault in accordance with the plans, standard drawings, and specifications, complete and ready for use. The size shall be the measured internal diameter of the meter and piping to be installed. The size meter vault to be paid under size 1 or 2 shall be as follows:

- Size Range 1 = All meter and piping sizes greater than 2 inches up to and including 6 inches
- Size Range 2 = All meter and piping sizes greater than 6 inches

This item shall be paid EACH (EA) when complete. Please refer to the Utility Company's Specifications. If the Company does not have specifications, KYTC's Specifications shall be referenced.

**W METER/FIRE SERVICE COMBO VAULT** This item is for payment for installation of an underground structure for housing of a water meter and fire service piping, fittings, and valves as required by the plans and specifications. This item shall include all labor, equipment, excavation, concrete, manhole castings or access doors, the specified meter(s), valve(s), all piping, and fitting materials associated with installing a functioning meter and fire service vault in accordance with the plans and specifications, complete and ready for use. Please refer to the Utility Company's Specifications. If the Company does not have specifications, KYTC's Specifications shall be referenced. This item shall be paid EACH (EA) when complete.

**W METER WITH PRESSURE REDUCING VALVE (PRV)** This item is for payment for installation of all standard water meters with pressure reducing valves (PRV) of all sizes 2 inches ID or less as specified on the plans. This item shall include all labor, equipment, meter, PRV, meter box, casting, yoke, and any other associated material needed for installation of a functioning water meter with PRV in accordance with the plans and specifications, complete and ready for use. This item shall include connections to the new or existing water service line. Please refer to the Utility Company's Specifications. If the Company does not have specifications, KYTC's Specifications shall be referenced.

This item shall be paid EACH (EA) when complete.

**W PIPE** This description shall apply to all PVC, ductile iron, and polyethylene/plastic pipe bid items of every size and type to be used as water main, except those bid items defined as “Special”. This item includes the pipe specified by the plans and specifications, all fittings (including, but not limited to, bends, tees, reducers, plugs, and caps), tracing wire with test boxes (if required by specification), polyethylene wrap (when specified), labor, equipment, excavation, bedding, restoration, testing, sanitizing, backfill, and etc., required to install the specified new pipe and new fittings at the locations shown on the plans, or as directed, in accordance with the specifications and standard drawings complete and ready for use. No additional payment will be made for rock excavation. This bid item includes material and placement of flowable fill under existing and proposed pavement, and wherever else specified on the plans or in the specifications. **This item shall include all temporary and permanent materials and equipment required to pressure test and sanitize mains including, but not limited to, pressurization pumps, hoses, tubing, gauges, main taps, saddles, temporary main end caps or plugs and blocking, main end taps for flushing, chlorine liquids or tablets for sanitizing, water for testing/sanitizing and flushing (when not supplied by the utility), chlorine neutralization equipment and materials, and any other items needed to accomplish pressure testing and sanitizing the main installation.** This item shall also include pipe anchors, at each end of polyethylene pipe runs when specified to prevent the creep or contraction of the pipe. Measurement of quantities under this item shall be through fittings, encasements, and directional bores (only when a separate carrier pipe is specified within the directional bore pipe). Measurements shall be further defined to be to the center of tie-in where new pipe contacts existing pipe at the center of connecting fittings, to the outside face of vault or structure walls, or to the point of main termination at dead ends. No separate payment will be made under pipe items when the directional bore pipe is the carrier pipe. Please refer to the Utility Company’s Specifications. If the Company does not have specifications, KYTC’s Specifications shall be referenced. This item shall be paid LINEAR FEET (LF) when complete.

**W PLUG EXISTING MAIN** This item shall include the specified plug, concrete blocking and/or anchoring, labor, equipment, excavation, backfill, and restoration required to install the plug in an existing in-service main that is to remain at the location shown on the plans or as directed in accordance with the specifications. Any and all plugs on all existing in-service mains shall be paid under one bid item included in the contract regardless of size. No separate bid items will be established for size variations. Please refer to the Utility Company’s Specifications. If the Company does not have specifications, KYTC’s Specifications shall be referenced. This item shall be paid EACH (EA) when complete.

*NOTE: This utility bid item is not to be paid on new main installations or abandoned mains. This pay item is to plug existing in-service mains only. Plugs on new mains are incidental to the new main just like all other fittings.*

*NOTE: Plugging of existing abandon mains shall be performed and paid in accordance with Section 708.03.05 of KYTC Standard Specifications For Road And Bridge Construction and paid using Bid Code 01314 Plug Pipe.*

**W PRESSURE REDUCING VALVE** This description shall apply to all pressure reducing valves (PRV) of every size required in the plans and specifications except those bid items defined as “Special”. Payment under this description is to be for PRVs being installed with new main. This item includes the PRV as specified in the plans and specifications, polyethylene wrap (if required by specification), labor, equipment, excavation, anchoring (if any), pit or vault, backfill, restoration, testing, disinfection, and etc., required to install the specified PRV at the location shown on the plans in accordance with the specifications and standard drawings complete and ready for use. If required on plans and/or proposed adjoining DIP is restrained, PRVs shall be restrained. PRV restraint shall be considered incidental to the

PRV and adjoining pipe. Please refer to the Utility Company's Specifications. If the Company does not have specifications, KYTC's Specifications shall be referenced. This item shall be paid EACH (EA) when complete.

**W PUMP STATION** This item is for payment for installation of pumps and an above or below ground structure for housing of the pumps. This item shall include all pumps, piping, fittings, valves, electrical components, building materials, concrete, any other appurtenances, labor, equipment, excavation, and backfill, to complete the pump station installation as required by the plans, standard drawings, and specifications, complete and ready for use. Please refer to the Utility Company's Specifications. If the Company does not have specifications, KYTC's Specifications shall be referenced. This item shall be paid LUMP SUM (LS) when complete.

**W REMOVE TRANSITE (AC) PIPE** This item shall include all labor, equipment, and materials needed for removal and disposal of the pipe as hazardous material. All work shall be performed by trained and certified personnel in accordance with all environmental laws and regulations. Any and all transite AC pipe removed shall be paid under one bid item included in the contract regardless of size. No separate bid items will be established for size variations. Please refer to the Utility Company's Specifications. If the Company does not have specifications, KYTC's Specifications shall be referenced. This item shall be paid LINEAR FEET (LF) when complete.

**W SERVICE LONG SIDE** This bid item description shall apply to all service line installations of every size bid up to and including 2 inch inside diameter, except those service bid items defined as "Special". This item includes the specified piping material, main tap, tapping saddle (if required), and corporation stop materials, coupling for connecting the new piping to the surviving existing piping, encasement of 2 inches or less internal diameter (if required by plan or specification), labor, equipment, excavation, backfill, testing, disinfection, and restoration, at the locations shown on the plans or as directed, in accordance with the specifications and standard drawings, complete and ready for use. This bid item is to pay for service installations where the ends of the service connection are on opposite sides of the public roadway and the service line crosses the centerline of the public roadway as shown on the plans. The length of the service line is not to be specified. Payment under this item shall not be restricted by a minimum or maximum length. The contractor shall draw his own conclusions as to the length of piping that may be needed. Payment under this item shall include boring, jacking, or excavating across the public roadway for placement. Placement of a service across a private residential or commercial entrance alone shall not be reason to make payment under this item. Private or commercial entrances shall not be considered a public roadway in defining payment under this item. This pay item does not include installation or relocation of meters. Meters will be paid separately. No additional payment will be made for rock excavation or for special bedding required in rock excavation. Please refer to the Utility Company's Specifications. If the Company does not have specifications, KYTC's Specifications shall be referenced. This item shall be paid EACH (EA) when complete.

**W SERVICE SHORT SIDE** This bid item description shall apply to all service line installations of every size up to and including 2 inch internal diameter, except those service bid items defined as "Special". This item includes installation of the specified piping material of the size specified on plans, encasement of 2 inches or less internal diameter (if required by plan or specification), main tap, tapping saddle (if required), corporation stop, coupling for connecting the new piping to the surviving existing piping, labor, equipment, excavation, backfill, testing, disinfection, and restoration, at the locations shown on the plans or as directed, in accordance with the specifications and standard drawings, complete and



ready for use. This bid item is to pay for service installations where both ends of the service connection are on the same side of the public roadway, or when an existing service crossing a public roadway will remain and is being extended, reconnected, or relocated with all work on one side of the public roadway centerline as shown on the plans. The length of the service line is not to be specified and shall not be restricted to any minimum or maximum length. Payment shall be made under this item even if the service crosses a private residential or commercial entrance; but, not a public roadway. Private or commercial entrances shall not be considered a public roadway in defining payment under this item. The contractor shall draw his own conclusions as to the length of piping that may be needed. This pay item does not include installation or relocation of meters. Meters will be paid separately. No additional payment will be made for rock excavation or for bedding required in rock excavation. Please refer to the Utility Company's Specifications. If the Company does not have specifications, KYTC's Specifications shall be referenced. This item shall be paid EACH (EA) when complete.

**W SERVICE RELOCATE** This item is for the relocation of an existing water service line where a meter is not involved, and where an existing service line can easily be adjusted by excavating alongside and moving the line horizontally and/or vertically a short distance without cutting the service line to avoid conflicts with road construction. This item shall include excavation, labor, equipment, bedding, and backfill to relocate the line in accordance with the plans and specifications complete and ready for use. Payment under this item shall be for each location requiring relocation. Payment shall be made under this item regardless of service size or relocation length. No separate pay items will be established for size or length variation. Please refer to the Utility Company's Specifications. If the Company does not have specifications, KYTC's Specifications shall be referenced. This item shall be paid EACH (EA) when complete.

**W STRUCTURE ABANDONMENT** This item is to be used to pay for abandonment of larger above or below ground water structures such as meter vaults, fire pits, pump stations, tanks, and etc. Payment under this item shall not be limited to size or scope; however structures with connecting pipes of 2 inches or less shall not be paid under this item; but, shall be considered incidental to water construction, (i.e., abandonment of standard water meters up to and including 2 inches would not be paid under this item). Payment under this item shall include all labor, equipment, and compacted fill or flowable fill for abandonment of the structure in place and restoration complete. No separate bid items will be established for size or structure variations. Please refer to the Utility Company's Specifications. If the Company does not have specifications, KYTC's Specifications shall be referenced. This item shall be paid EACH (EA) when complete.

**W STRUCTURE REMOVAL** This item is to be used to pay for removal of larger above or below ground water structures such as meter vaults, fire pits, pump stations, tanks, and etc. Payment under this item shall not be limited to size or scope; however structures with connecting pipes of 2 inches or less shall not be paid under this item; but, shall be considered incidental to water construction, (i.e., removal of standard water meters up to and including 2 inches would not be paid under this item). Payment under this item shall include all labor, equipment, and compacted backfill for removal of the structure and restoration complete. No separate bid items will be established for size or structure variations. Please refer to the Utility Company's Specifications. If the Company does not have specifications, KYTC's Specifications shall be referenced. This item shall be paid EACH (EA) when complete.

**W TAPPING SLEVE AND VALVE SIZE 1 OR 2** This item shall include the specified tapping sleeve, valve, valve box, concrete pad around valve box (when required in specifications or plans), labor, and equipment to install the specified tapping sleeve and valve, complete and ready for use in accordance with

the plans and specifications. The size shall be the measured internal diameter of the live pipe to be tapped. The size tapping sleeve and valve to be paid under sizes 1 or 2 shall be as follows:

Size 1 = All live tapped main sizes up to and including 8 inches

Size 2 = All live tapped main sizes greater than 8 inches

Please refer to the Utility Company's Specifications. If the Company does not have specifications, KYTC's Specifications shall be referenced. This item shall be paid EACH (EA) when complete.

**W TIE-IN** This bid description shall be used for all main tie-in bid items of every size except those defined as "Special". This item includes all labor, equipment, excavation, fittings, sleeves, reducers, couplings, blocking, anchoring, restoration, disinfection, testing and backfill required to make the water main tie-in as shown on the plans, and in accordance with the specifications complete and ready for use. Pipe for tie-ins shall be paid under separate bid items. This item shall be paid EACH (EA) when complete.

**W VALVE** This description shall apply to all valves of every size required in the plans and specifications except those bid items defined as "Special". Payment under this description is to be for gate or butterfly valves being installed with new main. This item includes the valve as specified in the plans and specifications, polyethylene wrap (if required by specification), labor, equipment, excavation, anchoring (if any), valve box and valve stem extensions, backfill, concrete pad around valve box (if required by specification), restoration, testing, disinfection, and etc., required to install the specified valve at the location shown on the plans in accordance with the specifications and standard drawings complete and ready for use. If required on plans and/or proposed adjoining DIP is restrained, valves shall be restrained. Valve restraint shall be considered incidental to the valve and adjoining pipe. This description does not apply to cut-in valves. Please refer to the Utility Company's Specifications. If the Company does not have specifications, KYTC's Specifications shall be referenced. This item shall be paid EACH (EA) when complete.

**W VALVE ANCHOR EXISTING** This bid item is intended to pay for installation of restraint hardware on an existing valve where no restraint exists to hold the valve in place to facilitate tie-ins and other procedures where restraint is prudent. This work shall be performed in accordance with water specifications and plans. This bid item shall include all labor equipment, excavation, materials and backfill to complete restraint of the designated valve, regardless of size, at the location shown on the plans, complete and ready for use. Materials to be provided may include, but is not limited to, retainer glands, lugs, threaded rod, concrete, reinforcing steel or any other material needed to complete the restraint. Should the associated valve box require removal to complete the restraint, the contractor shall reinstall the existing valve box, the cost of which shall be considered incidental to this bid item. No separate bid items are being provided for size variations. All sizes shall be paid under one bid item. Please refer to the Utility Company's Specifications. If the Company does not have specifications, KYTC's Specifications shall be referenced. This item shall be paid EACH (EA) when complete.

**W VALVE BOX ADJUST** Includes all labor, equipment, valve box and valve stem extensions (if required), excavation, backfill, concrete pad around valve box (when specified in specifications or plans), restoration, and etc., to adjust the top of the box to finished grade complete and ready for use. Please refer to the Utility Company's Specifications. If the Company does not have specifications, KYTC's Specifications shall be referenced. This item shall be paid EACH (EA) when complete.

**W VALVE CUT-IN** This bid description is for new cut-in valve installations of all sizes where installation is accomplished by cutting out a section of existing main. This item shall include cutting the existing pipe, supplying the specified valve, couplings or sleeves, valve box, concrete pad around valve box (when required in specifications or plans), labor, equipment, and materials to install the valve at the locations shown on the plans, or as directed by the engineer, complete and ready for use. Any pipe required for installation shall be cut from that pipe removed or supplied new by the contractor. No separate payment will be made for pipe required for cut-in valve installation. Please refer to the Utility Company's Specifications. If the Company does not have specifications, KYTC's Specifications shall be referenced. This item shall be paid EACH (EA) when complete.

**W VALVE VAULT** This item is for payment for installation of an underground structure for housing of specific valve(s) as required by the plans and specifications. This item shall include all labor, equipment, excavation, concrete, manhole castings or doors, the specified valve(s), all piping, and fitting materials associated with installing a functioning valve vault in accordance with the plans, standard drawing, and specifications, complete and ready for use. Please refer to the Utility Company's Specifications. If the Company does not have specifications, KYTC's Specifications shall be referenced. This item shall be paid EACH (EA) when complete.

**TECHNICAL SPECIFICATIONS**

**FOR THE**

**GRAYSON UTILITIES**

**EX. WATERLINE RELOCATION KY RT 773/HITCHINS GRAYSON ROAD**

**ITEM NO. 9-8506.00**

**CARTER COUNTY, KENTUCKY**

**JUNE 2018**

**PREPARED BY:**

**E.L. ROBINSON ENGINEERING**

**3145 GREENUP AVENUE  
ASHLAND, KY 41101**



A handwritten signature in blue ink, appearing to read "Michael K. Williams", written over a horizontal line.

**MICHAEL K. WILLIAMS, P.E.**

**GRAYSON UTILITIES- GRAYSON, KY**  
**EX. WATERLINE RELOCATION KY RT 773/HITCHINS GRAYSON ROAD**  
**ITEM NO. 9-8506.00**  
**TECHNICAL SPECIFICATIONS**  
**JUNE 2018**  
**TABLE OF CONTENTS**

**DIVISION 1 – GENERAL REQUIREMENTS**

STANDARD SPECIFICATIONS.....	SS-1
GENERAL STANDARDS.....	01000
SUBMITTALS.....	01301
QUALITY CONTROL.....	01400
TESTING LABORATORY SERVICES .....	01410

**DIVISION 2 – SITE CONTRUCTION**

EXCAVATION AND BACKFILL – GENERAL .....	02200
EXCAVATION AND BACKFILL – PRESSURE PIPELINES.....	02202
ENTRANCE ROADS, DRIVES, PARKING AREAS.....	02500
RESTORATION OF PAVEMENT AND CURBS.....	02512
POLYVINYL CHLORIDE PIPE.....	02701
STREAM CROSSING PIPE.....	02704
PRESSURE PIPELINES.....	02720
TEMPORARY SILT & EROSION CONTROL.....	02940
GENERAL CLEANUP .....	02950

**DIVISION 3 – CONCRETE**

CONCRETE ENCASEMENT AND CRADLE.....	03419
-------------------------------------	-------

**DIVISION 5 – METALS**

CAST IRON WORK .....	05510
COVER PIPE.....	05800

**DIVISION 15 – MECHANICAL**

VALVES AND GATES.....	15000
GATES VALVES.....	15020
BLOWOFF VALVE ASSEMBLY.....	15070
STANDARD SERVICES (RE-CONNECTIONS) .....	15080
FIRE/FLUSH HYDRANTS.....	15510

## **STANDARD SPECIFICATIONS**

1. The “Standard Specifications for Road and Bridge Construction” of the Kentucky Transportation Cabinet / Department of Highways 2012 edition shall govern work and materials which are not specified or modified herein or on the project Contract Drawings. The project Contract Drawings and Specifications, in the event of a discrepancy, shall supersede the Kentucky Transportation Cabinet Specifications.

**GENERAL**

**Section 01000**

**Standards**

Section 1. All material furnished by the Contractor to be installed on the Project shall conform to the minimum requirements of the latest revisions in effect on the date of the standard specification published by the described organizations, unless other requirements are stated in these specifications. The standard specifications are combined under a single caption, for the sake of brevity, whenever referred to in the specifications as follows:

American Society of Testing Materials	ASTM
American Standards Association	ASA
American Water Works Association	AWWA
American Concrete Institute	ACI
American Association of the State Highway Officials	AASHO
Standard Specifications for Road and Bridge Construction, Kentucky Department of Highways	KDOH
Federal Specifications	FED
American Railway Engineering Association	AREA
Occupational Safety and Health Administration	OSHA
National Electric Code	NECK
Steel Structures Painting Council	SSPC
Fiberglass Reinforced Pipe Institute	FRPI
Kentucky Basic Building Code	KBBC

The standards referred to, except as modified in these specifications, shall have the same force and effect as though printed herein. These standards are not furnished to bidders because contractors, manufacturers, and trades involved are generally assumed to be familiar with their requirements. The Consulting Engineer will furnish, upon request, information as to how copies of and standards, included by reference only, may be obtained.

**Inspection and Testing**

Section 2. The manufacturer of the specific materials shall establish the necessary quality control and inspection practice to assure compliance with the individual specification outlined above for the particular material.

**Construction Site**

Section 3. The construction area shall be confined to the limits of the public right-of-way in streets, the limits of the construction easements on private property as set forth by the Owner or to the property belonging to the Owner. The limits for the construction area are shown on the detailed construction drawings.

**Samples**

Section 4. Samples of materials or equipment submitted for review and contract compliance shall have a label indicating the material represented, its place of origin, and the name of the producer, the Contractor expecting to use the equipment, and the work for which the material will be used. Samples of finished materials shall be marked to indicate where they are required by the drawings and specifications.

Each delivery of samples shall be accompanied under separate cover by letter in duplicate from the Contractor containing a list of the samples, as indication of where the materials are intended to be used and the brands of materials and names of the manufacturers.

Acceptance of any samples shall not be taken in itself to change or modify any contract requirements, for acceptance shall be only for the characteristics or for the use of the material. The Project Manager, whenever he may deem it necessary, may take test samples from the various materials or equipment delivered to the site of the work by the Contractor. If any such test samples fails to meet the specification requirements, any previous approvals will be withdrawn and such material or equipment shall be subject to removal and replacement by the Contractor with material or equipment meeting the specification requirements; or, at the discretion of the Project Manager, the defective materials and equipment may be permitted to remain in place subject to a satisfactory adjustment of the contract.

#### Climatic Conditions

Section 5. All work which will be affected by climatic conditions, (wind, rain, frost, freezing or any other environmental conditions) shall be suspended unless permission is given by the Project Manager to proceed. Whenever work proceeds under any such conditions, the Contractor shall provide approved facilities for protecting all the materials and the finished work. This will include heating of materials if required for their proper installation.

END OF SECTION



## SECTION 01301

### SUBMITTALS

#### **PART 1 - GENERAL**

##### 1.01 SECTION INCLUDES

- A. Submittal Procedures.
- B. Construction Progress Schedules.
- C. Proposed products List.
- D. Shop Drawings.
- E. Product Data.
- F. Samples.
- G. Manufacturers' Instruction.
- H. Manufacturers' Certificates.
- I. Resubmittals.

##### 1.02 RELATED SECTIONS

- A. Section 01400, Quality Control: Manufacturers' Field Services and Reports.
- B. Section 01700, Contract Closeout: Contract Warranty and Manufacturer's Certificates Closeout Submittals.

##### 1.03 SUBMITTAL PROCEDURES

- A. Transmit each submittal with AIA Form G810 or Engineer accepted form.
- B. Sequentially number the transmittal forms. Resubmittals to have original number with an alphabetic suffix.
- C. Identify Project, Contractor, Subcontractor or Supplier, pertinent Drawing sheet and detail number(s), and Specification Section number, as appropriate.
- D. Apply Contractor's stamp, signed or initialled certifying that review, verification of Products required, field dimensions, adjacent construction Work, and coordination of information, is in accordance with the requirements of the Work and Contract Documents.
- E. Make all submittals far enough in advance of Schedule dates of installation to provide all required time for review, for securing necessary reviews by others, for possible revision and resubmittal, for placing orders and securing delivery. Deliver, postage prepaid. Schedule submittals to expedite the Project, and deliver to the Engineer at business address. Coordinate submission of related items.
- F. Identify variations from Contract Documents and Product or system limitations which may be detrimental to successful performance of the completed Work.
- G. Provide space for Contractor and Engineer review stamps.

- H. Revise and resubmit submittals as required, identify all changes made since previous submittal.
- I. Distribute copies of reviewed submittals to concerned parties. Instruct parties to promptly report any inability to comply with provisions.
- J. In scheduling, allow at least ten (10) full working days (Monday through Friday, less legal holidays) for the Engineer's review and approval. Following his receipt of the submittal, the Engineer will return via first class mail. The Engineer is required by the Owner to provide prompt disposition of all submittals, and will transmit the submittal, request for additional information, or a notification that additional time will be required for review and approval due to the complexity of the submittal, within the ten (10) working day period. Regardless of the size and complexity of the submittal, review and approval shall be complete within thirty (30) working days.

#### 1.04 PROPOSED PRODUCTS LIST

- A. For products specified only by reference standards, give manufacturer, trade name, model or catalog designation, and reference standards.

#### 1.05 SHOP DRAWINGS

- A. Submit in the form of one reproducible transparency and one opaque reproduction, or, submit the number of copies which the Contractor requires, plus three (3) copies which will be retained by the Engineer.

#### 1.06 PRODUCT DATA

- A. Submit the number of copies which the Contractor requires, plus three (3) copies which will be retained by the Engineer.
- B. Mark each copy to identify applicable products, models, options, and other data. Mark out inapplicable areas. Supplement manufacturers' standard data to provide information unique to this Project.
- C. After review, distribute in accordance with Article on Procedures above and provide copies for Record Documents described in Section 01700 - Contract Closeout.

#### 1.07 SAMPLES

- A. Submit samples to illustrate functional and aesthetic characteristics of the Product, with integral parts and attachment devices. Coordinate sample submittals for interfacing work.
- B. Submit samples of finishes from the full range of manufacturers' standard colors, textures, and patterns for Engineer's selection.
- C. Include identification on each sample, with full Project information.
- D. Submit the number of samples specified in individual Specification Sections; one of which will be retained by the Engineer.
- E. Reviewed samples which may be used in the Work are indicated in individual Specification Sections.

#### 1.08 MANUFACTURER'S INSTRUCTIONS

- A. When specified in individual Specification Sections, submit manufacturers' printed instructions for delivery, storage, assembly, installation, start-up, adjusting, and finishing, in quantities specified for Product Data.
- B. Identify conflicts between manufacturers' instructions and Contract Documents.

1.09 MANUFACTURER'S CERTIFICATES

- A. When specified in individual Specification Sections, submit manufacturers' certificate to the Engineer for review, in quantities specified for Project Data.
- B. Indicate material or product conforms to or exceeds specified requirements. Submit supporting reference data, affidavits, and certifications as appropriate.
- C. Certificates may be recent or previous test results on material or product, but must be acceptable to the Engineer.

1.10 RESUBMITTALS

- A. The Owner may request a fee to be paid by the Contractor for submittals which are being reviewed by the Engineer for the third time or more. Each claim by the Owner will be substantiated on a time and material basis.

PART 2 - PRODUCTS

Not Used

PART 3 - EXECUTION

Not used

**END OF SECTION**

**SECTION 01400**  
**QUALITY CONTROL**

**PART 1 - GENERAL**

**1.01 SECTION INCLUDES**

- A. Quality assurance and control of installation.
- B. References.
- C. Field samples.
- D. Mock-up.
- E. Inspection and testing laboratory services.
- F. Manufacturers' field services and reports.

**1.02 RELATED SECTIONS**

- A. Section 01060, Applicable Codes.
- B. Section 01090, Reference Standards.
- C. Part 3, General Conditions, Section 41: Shop Drawings and Samples.
- D. Section 01600, Material and Equipment: Requirements for Material and Product Quality.

**1.03 QUALITY ASSURANCE/CONTROL OF INSTALLATION**

- A. Monitor quality control over suppliers, manufacturers, Products, services, site conditions, and workmanship, to produce Work of specified quality.
- B. Comply fully with manufacturers' instructions, including each step in sequence.
- C. Should manufacturers' instructions conflict with Contract Documents, request clarification from Engineer before proceeding.
- D. Comply with specified standards as a minimum quality for the Work except when more stringent tolerances, codes, or specified requirements indicate higher standards or more precise workmanship.
- E. Perform work by persons qualified to produce workmanship of specified quality.
- F. Secure Products in place with positive anchorage devices designed and sized to withstand stresses, vibration, physical distortion or disfigurement.

**1.04 REFERENCES**

- A. Conform to reference standard by date of issue current on date of Contract Documents.

**1.05 FIELD SAMPLES**

- A. Install field samples at the site as required by individual specifications Sections for review.

- B. Acceptable samples represent a quality level for the Work.
- C. Where field sample is specified in individual Sections to be removed, clear area after field sample has been accepted by the Engineer.

1.06 MOCK-UP

- A. Tests will be performed under provisions identified in this Section.
- B. Assemble and erect specified items, with specified attachment and anchorage devices, flashings, seals, and finishes.
- C. Where mock-up is specified in individual Sections to be removed, clear area after mock-up has been accepted by the Engineer.

1.07 MANUFACTURERS' FIELD SERVICES AND REPORTS

- A. When specified in individual Specification Sections, require material or product suppliers, or manufacturers to provide qualified staff personnel to observe site conditions, conditions of surfaces and installation, quality of workmanship, start-up of equipment, test, adjust, and balance of equipment and lubrication as applicable, and to initiate instructions when necessary.
- B. Manufacturer's personnel are to report observations and site decisions or instructions given to applicators or installers that are supplemental or contrary to manufacturers' written instructions.
- C. Submit report in duplicate within 10 days of observation to the Engineer for review.

PART 2 - PRODUCTS

Not Used

PART 3 - EXECUTION

Not Used

**END OF SECTION**

SECTION 01410

**TESTING LABORATORY SERVICES**

**PART 1 - GENERAL**

**1.01 SECTION INCLUDES**

- A. Section and payment.
- B. Contractor submittals.
- C. Laboratory responsibilities.
- D. Laboratory reports.
- E. Limits on testing laboratory authority.
- F. Contractor responsibilities.
- G. Schedule of inspections and tests.

**1.02 RELATED SECTIONS**

- A. Part 3, General Conditions.
- B. Section 01650, Starting of Systems: Testing, Adjusting, and Balancing of Systems.
- C. Section 01700, Contract Closeout: Project Record Documents.
- D. Individual Specification Sections: Inspections and Tests Required, and Standards for Testing.

**1.03 REFERENCES**

- A. ANSI/ASTM D3740 - Practice for Evaluation of Agencies Engaged in Testing and/or Inspection of Soil and Rock as Used in Engineering Design and Construction.
- B. ANSI/ASTM E329 - Recommended Practice for Inspection and Testing Agencies for Concrete, Steel, and Bituminous Materials as Used in Construction.

**1.04 SELECTION AND PAYMENT**

- A. Contractor shall employ and pay for services of an independent testing laboratory to perform specified inspection and testing.
- B. Employment of testing laboratory shall in no way relieve Contractor of obligation to perform work in accordance with requirements of Contract Documents.

**1.05 QUALITY ASSURANCE**

- A. Comply with requirements of ANSI/ASTM E329 and ANSI/ASTM D3740.
- B. Laboratory: Authorized to operate in State in which Project is located.
- C. Laboratory Staff: Maintain a full time State registered Engineer on staff to review services.

- D. Testing Equipment: Calibrated at reasonable intervals with devices of an accuracy traceable to either National Bureau of Standards (NBS) Standards or accepted values of natural physical constants.

#### 1.06 CONTRACTOR SUBMITTALS.

- A. Prior to start of Work, submit testing laboratory name, address, and telephone number, and names of full time registered Engineer and responsible officer.
- B. Submit copy of report of Laboratory Facilities Inspection made by Materials Reference Laboratory of National Bureau of Standards (NBS) during most recent tour of inspection, with memorandum of remedies of any deficiencies reported by the inspection.

#### 1.07 LABORATORY RESPONSIBILITIES

- A. Test samples of mixes submitted by Contractor.
- B. Provide qualified personnel at site. Cooperate with the Engineer and Contractor in performance of services.
- C. Perform specified inspection, sampling, and testing of Products in accordance with specified standards.
- D. Ascertain compliance of materials and mixes with requirements of Contract Documents.
- E. Promptly notify the Engineer and Contractor of observed irregularities or non-conformance of work or products.
- F. Perform additional inspections and tests required by the Engineer.

#### 1.08 LABORATORY REPORTS

- A. After each inspection and tests, promptly submit two copies of laboratory report to the Engineer, and to Contractor.
- B. Include:
  - 1. Date issued.
  - 2. Project title and number.
  - 3. Name of inspector.
  - 4. Date and time of sampling or inspection.
  - 5. Identification of product and Specifications section.
  - 6. Location in the Project.
  - 7. Type of inspection or test.
  - 8. Date of test.
  - 9. Results of tests.
  - 10. Conformance with Contract Documents.
- C. When requested by the Engineer, provide interpretation of test results.



1.09 LIMITS ON TESTING LABORATORY AUTHORITY

- A. Laboratory may not release, revoke, alter, or enlarge on requirements of Contract Documents.
- B. Laboratory may not approve or accept any portion of the Work.
- C. Laboratory may not assume any duties of Contractor.
- D. Laboratory has no authority to stop the Work.

1.10 CONTRACTOR RESPONSIBILITIES

- A. Deliver to laboratory at designated location, adequate samples of materials proposed to be used which require testing, along with proposed mix designs.
- B. Cooperate with laboratory personnel, and provide access to the Work.
- C. Provide incidental labor and facilities to provide access to Work to be tested, to obtain and handle samples at the site or at source of Products to be tested, to facilitate tests and inspections, storage and curing of test samples.
- D. Notify the Engineer and laboratory 24 hours prior to expected time for operations requiring inspection and testing services.
- E. Where excavated material available for compacting proves to be unsuitable or the Contractor finds it impractical to use the excavated material to meet the requirements, the Contractor shall, at not extra cost compensation, procure suitable backfill material elsewhere and dispose of the unsuitable material.

1.11 SCHEDULE OF INSPECTIONS AND TESTS

- A. Inspection and tests for soil and rock shall be in accordance with Division 2 and ASTM D3470.
- B. Inspections and tests for concrete shall be in accordance with Division 3.
- C. Owner will provide testing lab services for soil to determine acceptability of the fill or material solely for the Owner's own benefit. Additional tests and inspections desired by the Contractor to meet compaction limits shall be provided by the Contractor.

PART 2 - PRODUCTS

Not Used

PART 3 - EXECUTION

Not Used

**END OF SECTION**



## SITWORK

### Section 02200

#### Excavation and Backfill

##### General

Section 1. The work covered under this section consists of furnishing all labor, materials, and equipment for excavation, backfilling, compacting, rough and final grading, required to complete the construction as shown and specified in the Contract Documents.

##### Sheeting and Shoring

Section 2. The Contractor shall furnish, put in place, and maintain such piling, sheeting, bracing, etc., as is required by OSHA regulations and the "Safety & Health Regulations for Construction", Title 29, Chapter XVII, CFR, Part 1926, formerly Title 29, Chapter XIII, CFR, Part 1518.

Such piling, sheeting, bracing, etc., shall be furnished, put in place, and maintained as may be required to support the sides of all excavation to prevent any movement which could cause injury to persons, structures, utilities or property, either public or private or any portion of the work being performed under this Contract.

Sheeting, if required, shall remain in place until the pipe or structure has been laid or constructed, tested for defects and repaired if necessary, and the backfill placed and compacted. Sheeting may be pulled concurrently with the placing of backfill if directed by the Project Manager.

The Contractor shall leave in place any and all sheeting, bracing, etc., which the Project Manager may direct him, in writing, to leave in place at any time during the progress of the work for the purpose of preventing injury to structures, utilities or property, either public or private.

##### Removal of Water

Section 3. The Contractor shall provide at all times during the construction, proper and approved equipment including pumps and well points of sufficient capacity to meet the maximum requirements for the removal of water and like wastes from all excavations. The disposal of the water and wastes shall be in such a manner as not to interfere with the proper construction of pipe lines or masonry. This disposal shall not withdraw sand or cement from concrete work or affect the prosecution of work under his own or adjacent contracts.

The Contractor shall not dispose of ground and/or surface water into newly constructed sanitary sewers or existing sanitary sewers.

Pumping sumps shall be excavated outside the trench or structure excavation lines and be of sufficient size to meet the requirements of the location. The Contractor shall pump out or otherwise remove and dispose of, as fast as it may collect, any water or like wastes which may be found or may accumulate in the excavations. Underdrains, if required to keep the excavations dry, shall lead to pumping sumps.

All excavations must be kept dry as specified for laying pipe or for placing concrete.

### Rock Excavation

Section 4. All costs incurred for rock excavation shall be included in the lump sum bid for this project. There shall not be a separate pay item for rock excavations. No excavated rock shall be used for backfill.

Rock excavation is defined as material which is either solid or stratified and which cannot be removed by recognized standard excavating methods. This material will require drilling, blasting, or some other mechanical means of shattering. Boulders one (1) cubic yard and over in volume required to be removed are classified as rock excavation even though portions of it may be stratified or laminated, or may be as hard as portions of sandstone or limestone.

The Contractor shall exercise all possible care in any blasting to avoid injury to persons and adjacent property. The rock shall be well covered and sufficient warning shall be given to all persons in the vicinity of the work before blasting. Proper care shall be exercised to avoid injury to water pipes or other structures either below or above ground. Caps or other exploders shall not be kept in the same place in which dynamite or other explosives are stored. All Federal, State or local regulations covering the use of explosives shall be strictly observed; and in addition, the Contractor shall conform to any further regulations which the Project Manager may deem necessary in this respect.

The Contractor shall remove all rock that is shattered below grade due to a too deep drill hole, a too heavy charge of explosives or for any other reason, and refill the excavation to the required grade with compacted gravel or other suitable material at his expense.

All structures, pipelines, water mains, conduits, etc., below and above ground that are damaged due to blasting of rock are to be replaced or repaired by the Contractor at his expense and to the satisfaction of the Project Manager.

Rock excavation shall be to the depth required to provide a minimum of four (4) inches of clearance below all parts of pipes, valves, or fittings.

The Contractor shall provide crushed aggregate pipe bedding to the specified grade. Trench widths in rock excavations shall be eight (8) inches wider than the outside diameter of the bell of the pipe. Any excavations and backfill beyond these limits will be at the expense of the Contractor.

### Buried Pipe Lines

Section 5. Pipe line trenches shall be excavated so that the pipes and appurtenances can be installed to the alignments and grades required. Pipe line trenches in all types of traveled streets, roadways, drives and parking areas to a distance of five (5) feet behind curbs and all road shoulders shall be backfilled with granular material.

If, in the opinion of the Project Manager, the material at or below the normal grade of the bottom of the trench, or other excavation is unsuitable for foundation, it shall be removed to such depths and widths as he may direct and be replaced by the Contractor with gravel, crushed stone or other acceptable materials. Payment for this work will be made as provided in "Changes in Work" in the General Provisions.

If the bottom of any excavation is removed beyond the limits shown on the drawings or described in these specifications without authorization of the Project Manager, it shall be refilled at the Contractor's expense with gravel, crushed stone, or other acceptable material.

Mechanized equipment, such as bulldozers, front end loaders, etc., shall under no conditions, be used to push excavated material directly into the open trench as backfill between the bottom of the trench and one (1) foot above the pipe.

Where gravel backfill is specified, the backfill material from one (1) foot above the pipe to the street or shoulder grade (or subgrade of pavement), shall consist of approved gravel that shall be puddled with hoe and pipe nozzle after the trench is backfilled. The Contractor shall furnish the necessary tank trucks, water, pumps, and all equipment required to settle the gravel backfill by the puddling method.

When the type of trench backfill material is not indicated on the drawings or specified, the Contractor may backfill the trench from one (1) foot above the top of the pipe to the top of the trench with excavated material provided that such material consists of loam, clay, sand, gravel, or other materials that, in the opinion of the Project Manager, are suitable for backfilling. Care shall be taken to carry the backfill up evenly in the trench.

The Project Manager reserves the right to condemn any portion of the work during the term of this Contract, should any gravel backfilled trench settle or there is any other evidence to indicate that the backfill has been improperly placed. The Contractor will be ordered to reopen the trench at those locations and replace the backfill in the proper manner without additional compensation.

#### Gravel Backfill

Section 6. Gravel used for backfill shall consist of natural bank gravel having durable particles graded from fine to coarse in a reasonably uniform combination with no boulders or stones larger than two (2) inches in size. It shall be free from slag, cinders, ashes, refuse, or other deleterious or objectionable materials. It shall not contain excessive amounts of loam and clay and shall not be lumpy or frozen. No more than fifteen percent (15%) shall pass a No. 200 sieve. All such materials shall be approved by the Project Manager.

#### Subsurface Conditions

Section 7. The Contractor shall examine, investigate and inspect the construction site as to the nature and location of the work, and the general and local conditions at the construction site, including, without limitation, the character of surface or sub-surface conditions and obstacles to be encountered on and around the construction site; and shall make such additional investigation as he may deem necessary for the planning and proper execution of the work.

#### Site Preparation

Section 8. All trees, brush, stumps, logs, tree roots, and structures scheduled for demolition shall be removed.

All cut and fill areas shall be properly stripped. Topsoil shall be removed to its full depth and stockpiled for use in finish grading. Any rubbish, organic and other objectionable soils, and other deleterious material, shall be disposed of off the site, or as directed by the Project Manager if on-site disposal is provided. In no case shall such objectionable material be allowed in or under the fill unless specifically authorized in writing by the Project Manager.

Prior to the addition of fill, the original ground shall be compacted to meet the requirements of the specification. Special notice shall be given to the proposed fill area at this time. If wet spots, spongy conditions, or ground water seepage is found, corrective measures must be taken before the placement of fill.

#### Demolition

Section 9. The Contractor shall submit a schedule for the demolition of the structures.

The Contractor shall provide all materials and equipment required to meet the goals of demolition as set forth on the construction drawings.

The Contractor shall notify the Project Manager 30 days prior to the demolition of any structure.

END OF SECTION

## SITWORK

### Section 02202

#### Excavation and Backfill - Pressure Pipelines

##### Trench Excavation

Section 1. Trenches for buried pressure pipelines shall be so excavated that the pipes and appurtenances may be installed to the alignments and grades specified or required.

Trenches shall be excavated to a depth that will provide for a minimum of three feet (3'-6") of cover over the pipe as measured from the proposed or final grade to the extreme outside limits of the pipe. Greater depths may be required by the plans or job conditions.

Rock, if encountered in the bottom of the trench, shall be excavated to a depth to provide a minimum of four (4) inches clearance below the extreme outermost limits of the pipe. Backfill shall be coarse aggregate, or bank run sand. Shattered materials below the above limits shall be removed and similarly backfilled.

When soft or otherwise unsuitable material is encountered, it shall be removed to such depths and widths as determined by the Project Manager and backfilled with crushed stone or gravel as approved by him.

Except as noted above, trenches shall be so excavated that they will provide a uniform and continuous bearing and support for the barrel of the pipe on solid and undisturbed ground at every point between bellholes except for that area near the mid-section of the pipe disturbed by the withdrawal of pipe slings or other lifting tackle. Bellholes shall be provided at each and every joint.

##### Pipe Bedding

Section 2. Pipes shall be placed on a minimum depth of four (4) inches of bedding, as measured from the extreme outermost dimension of the pipe. The bedding material shall extend laterally to the outermost limits of the trench.

Bedding material shall be coarse aggregate or bank run sand.

The bedding material shall be placed to grade and in such a manner as to completely support the pipe for its entire length and shall be thoroughly compacted by hand tamping.

Immediately after the joint has been made, the balance of the bedding material shall be brought up to the spring line of the pipe. The material shall be placed in uniform lifts of three (3) inch layers on each side of the pipe, and thoroughly compacted by hand spading and tamping. Care shall be taken to ensure that the material is thoroughly consolidated under the haunches of the pipe.

##### Initial Backfilling

Section 3. Backfill material as hereinafter specified shall be placed by hand from the bottom of the trench to the springline of the pipe in three (3) inch layers. The material shall be sliced and rammed under the haunches of the pipe and thoroughly compacted by tamping and in a manner that will not disturb the alignment of the pipe or fittings. Each individual length of installed pipe shall be bedded in this manner prior to the connection thereto of an additional length of pipe.

Specified backfill material shall be placed from the springline of the pipe to a plane twelve (12) inches above the extreme outermost limits of the pipe by hand or approved mechanical methods. Under no circumstances shall material be shoveled, dumped or pushed from the top of the trench onto the pipe. Special care shall be exercised with this portion of the backfill so as to avoid injuring or displacing the pipeline.



Initial backfill material shall be as follows:

- A. When gravel trench backfill is specified or required, initial backfill shall be of the same material except that all stones larger than two (2) inches in diameter shall be removed from the immediate vicinity of the pipe.
- B. When gravel trench backfill is not specified, initial backfill material may be of finely divided selected excavated material free from stones, lumps and clumps of clay, organic material and similar undesirable materials.

**Balance of Backfill**

Section 4. The balance of the backfill from a plane twelve (12) inches above the top of the pipe shall be as follows:

- A. Trenches within roadways and parking areas or immediately adjacent thereto shall be backfilled with coarse aggregate or bank run sand.
- B. Trenches in other areas may be backfilled with excavated material provided such material is free from rock, boulders, large stones, sticks, clumps and lumps of clay, organic material and other similar undesirable materials.

Trenches backfilled with gravel shall be brought up evenly in the trench to the elevation of the subgrade and thoroughly compacted or consolidated by suitable equipment and means approved by the Project Manager.

Trenches backfilled with excavated material shall be brought up evenly in the trench to grade as required by conditions. When the top of the trench is at a proposed grade the material shall be neatly rounded over the top of the trench to allow for settlement. In areas of sodding or seeding, the last six (6) inches of backfill material shall be topsoil.

END OF SECTION

## **SITWORK**

### **Section 02500**

#### **Entrance Roads, Drives and Parking Areas**

##### **Work Included**

**Section 1.** This work shall include the construction of the entrance road, drives and/or parking areas where shown and as installed on the construction drawings.

##### **Roadways**

**Section 2.** Scope of the work. This contract shall include the furnishing of all the labor, materials and equipment required to construct the roadways, curbs and miscellaneous improvements as shown on the drawings and as provided in these specifications.

The work includes the following principal items:

- a. Excavations and preparation of the subgrade.
- b. Construction of aggregate wearing surface.

##### **Equipment**

**Section 3.** Vibratory compactors used for compacting subgrade and paving shall weigh not less than ten (10) tons.

##### **Excavations and Subgrade Preparations**

**Section 4.** This work shall consist of excavation for the roadways, including furnishing and incorporating all water required for compacting the subgrade, disposing of unsuitable and surplus material, preparing the subgrade, finishing shoulders, slopes, and ditches, all in accordance and in reasonably close conformity with the lines, grades, thicknesses and cross sections shown on the plans, or as directed by the Engineer and/or Owner.

##### **Access Road and Parking Area Construction**

**Section 5.** This work shall consist of furnishing and placing an aggregate wearing course on the completed and accepted subgrade, all in accordance with and in reasonably close conformity with the lines, grades, and typical cross section specified.

END OF SECTION

## SITWORK

### Section 02512

#### Restoration of Pavement and Curbs

##### Work Included

Section 1. This work shall include the construction of roadway and curbs where such items have been removed in the course of the work of this project.

##### Roadways

Section 2. Scope of the work. This contract shall include the furnishing of all the labor, materials and equipment required to construct the roadways and curbs as provided in these specifications.

The work includes the following principal items:

- a. Preparation of the subgrade; placing and rolling the sub-base.
- b. Construction of base course pavement.
- c. Construction of curbs (N/A Grayson).
- d. Asphalt concrete pavement.
- e. Concrete pavement (N/A Grayson).

##### Equipment

Section 3. Vibratory compactors used for compacting subgrade and paving shall weigh not less than ten (10) tons.

##### Excavations and Subgrade Preparations

Section 4. Excavations for the paving shall be made to lines and grades required to accommodate the specified paving after which the areas shall be compacted to a firm foundation with a compactor. The subgrade may be brought up to final elevation by the use of suitable excavated materials; however, should soft spots develop in the compacting operations, the soft materials shall be removed and backfilled with the material specified for use as sub- base. Compaction operations shall be continued until the fill is compacted to not less than 95% of the maximum density as determined in accordance with ASTM-D1557-70 (Modified).

The subgrade preparation shall be limited to the May through October construction season.

##### Base Course

Section 5. All areas to be paved shall have a minimum of six (6) inches of No. 57 aggregate. All compacting operations shall include berms to a minimum width of two (2) feet on each side of the paved area. The base materials shall be evenly spread on the subgrade and shall be thoroughly compacted with equipment the compacted thickness specified.

##### Asphalt Concrete Pavement

Section 6. The asphalt concrete pavement shall consist of one (1) course of asphalt concrete, 2 inches thick, conforming to materials and construction methods of Item 402 of the "Standard Specifications for Road and Bridge Construction" of the State of Kentucky, Department of Highways. If required by the Project



Director Item 407, tack coat, shall be applied at 0.10 gallons per square yard over either the base course, or over the first lift of asphalt concrete, or both. Tack coat materials and construction methods shall conform to Item 407 of the "Standard Specifications for Road and Bridge Construction" of the State of Kentucky, Department of Highways.

Variation to the surface tolerances shall be corrected in a manner satisfactory to the Project Manager.

All old to new asphalt concrete joints shall be sealed with a joint sealer conforming to Item 807.02.

#### **Concrete Pavement** (N/A Grayson)

**Section 7.** The concrete pavement shall consist of a single course of concrete to the depth required to match existing pavement and shall have a minimum twenty-eight (28) day compressive strength of 3500 psi. Forms shall be used on open sides so that the completed pavement has its original shape.

#### **Concrete Curbs** (N/A Grayson)

**Section 8.** Concrete curbs shall be constructed of Class "A" concrete in accordance with Section 601 of the KDOH specifications. Curb cross section shall match that of existing curb.

One-half inch KDOH 807.03 preformed joint filler shall be placed at all curb returns, to either side of inlets and catch basins, where new curb abuts existing concrete and at such other locations as directed by the Project Manager.

#### **Measurement & Payment**

**Section 9.** All costs for restoration of asphalt or concrete pavement, or concrete/asphalt curbs disturbed as part of new construction shall be included with the appropriate unit price bid.

END OF SECTION

## SITWORK

### Section 02701

#### Polyvinyl Chloride Pipe

##### General

Section 1. Polyvinyl chloride (PVC) pressure pipe two inches through twelve inch shall conform to the American Society for Testing and Materials (ASTM) Standard ASTM D-2241.

**Note:** The Engineer retains the sole authority to approve or disapprove of PVC pressure pipe based the manufacturer's prior performance history and project references. If requested by the Engineer, the pipe manufacturer shall submit a reference listing of similar projects completed within the last 5 years in Kentucky, Ohio, or West Virginia complete with Owners Name, Address, Phone Number, and Contact Person.

Pressure class shall be 200 psi with a standard dimension ration (SDR) of 21 or 250 psi with a SDR of 17, as noted on the Plans.

##### Joints

Section 2. All joints on polyvinyl chloride (PVC) pressure pipe shall be made of elastomeric-gaskets. Provisions must be made for expansion and contraction at each joint with an elastomeric ring. The bell shall consist of an integral wall section with an elastomeric ring which meets the requirements of ASTM F-477 standard specifications for elastomeric seal for jointing plastic pipe. The wall thickness in the bell section shall conform to the requirements of ASTM D-3139.

All PVC Pressure Pipe shall be with twenty (20) foot laying lengths. As noted above, pipe shall be supplied with integral bells, coupling pipe is not permitted.

##### Anchoring Assemblies

Section 3. Anchoring assemblies will be required for all fire hydrants and hydrant valves. Anchoring assemblies will be required for setting other valves and bends, as shown on the construction drawings.

Special anchoring will be required at other places along the pipelines. Where the construction drawings call for special anchoring, it shall include ductile iron pipe with mechanical joint anchoring fittings, locked mechanical joints, pipe or positively restrained push-on joint type ductile iron pipe and fittings which allow for the deflection at the joint after assembly the equal of "Super-Lock" manufactured by the Clow Corporation.

##### Installation

Section 4. The installation of PVC pipelines are intended to conform with AWWA Specifications C900-75 and Appendix A as if they were totally incorporated herein, except where these specifications direct otherwise.

##### Fittings

Section 5. All fittings for PVC pipe shall be cast iron mechanical joints Class 250 tar coated outside, cement lined inside in accordance with ANSI/AWWA Specifications C110/A21.10, C111/A21.11.

**END OF SECTION**

## SITE WORK

### Section 02704

#### Stream Crossing Pipe

##### General

Section 1. The Contractor shall furnish all labor, materials and equipment required to install a Stream Crossing or Crossings as shown on the plans and as specified herein.

The Stream Crossing pipe may either be polyethylene or ductile iron, all as specified hereinafter. It is the intent of these specifications that both types of pipe shall be considered equals and the Contractor is advised to bid that type of pipe that would result in the lowest total bid.

The selection of the procedure used to install the lines shall be left to the discretion of the Contractor, as long as the final construction results in satisfactory installation conforming to the specifications and the drawings.

##### Ductile Iron Pipe & Fittings

Section 2. Ductile Iron Pipe - Ductile iron pipe for Stream Crossings shall be Class 51, tar-coated outside and cement-lined inside in accordance with AWWA Specifications. The joints for the Stream Crossing pipe shall be "American" Flex-Lok joint, "American" Molox ball joint, or equal as approved by the Engineer. All bolts used in making up joints shall be stainless steel. Ductile iron pipe shall be suitable for a minimum working pressure of 350 psi.

Fittings will not be allowed in the Stream Crossing. Where steep bends are required, the Contractor shall use short lengths of pipe, and the deflection in the joints shall be utilized to make the curvature of the bend.

##### Polyethylene Pipe & Fittings

Section 3. Polyethylene Pipe - Polyethylene pipe for the Stream Crossing shall utilize thermal butt-fusion for jointing length, all suitable for a 250 psi working water pressure, with an DR of 7.3. Pipe shall be N.S.F. approved, and manufactured by Plexco by Chevron Chemical Co., or "Driscopipe" by Phillips Petroleum, or equal as approved by the Engineer. The pipe shall be furnished with the same nominal pipe size as the pipe to be connected to.

Appropriate restrained joint fittings shall be provided to connect the Stream Crossing pipe to the water main on either side of the stream. Fittings will not be allowed in the stream crossing proper. Excavation shall be so made that the pipe may be bent to the curvature of the Stream Crossing.

**Note: Fittings or Couplings used to connect to HDPE on each side of the stream crossing shall include a "Uni-Flange", or equal Series 1300 grip type restrainer attached to the bolts of the coupling mechanical joint to hold the HDPE pipe in position in the coupling. The contractor shall submit shop drawings for this fitting/coupling upon submittal of the HDPE pipe for approval.**

##### Pipe Laving

Section 4. Proper instruments, tools and facilities satisfactory to the Engineer shall be provided and used by the Contractor for the safe and convenient prosecution of the work. Before any length of pipe is placed in the trench, a careful inspection shall be made of the interior of the pipe to see that no foreign material is in the pipe.

If any defective pipe shall be discovered after the pipeline is laid, they shall be removed and replaced with a satisfactory pipe without additional charge to the Owner.

#### **Jointing**

**Section 5.** Joints of the pipe shall be made strictly in accordance with the manufacturer's recommendations. A copy of the manufacturer's recommendations shall be furnished to the Engineer prior to the beginning of the installation of the pipe.

#### **Dredging & Backfilling**

**Section 6.** The ditch for the pipe shall be dredged or excavated to provide a minimum of 30" cover below the stream bed. When the pipe has been properly placed, a minimum of six (6) inches of standard concrete encasement shall be placed around the pipe. Payment for concrete encasement will be made separately at the unit price bid for this item. The remainder of the trench shall be backfilled with trench excavated material, free from roots, wood, or other objectionable materials, and shall be approved by the Engineer. Where acceptable material from the excavation or dredging is insufficient to complete the backfill, the Contractor shall furnish additional acceptable material as required to complete the work. Such additional material shall be furnished and installed by the Contractor incidental to the various bid items and shall not be measured for separate payment.

#### **Casing Pipe**

**Section 7.** The waterline pipe for major stream crossings shall be encased in a larger sized PVC SDR 21 bell and spigot joint pipe. The cost for the PVC casing pipe shall be included in the unit price bid for stream crossings.

END OF SECTION

## **SITWORK**

### **Section 02720**

#### **Pressure Pipelines**

##### **Work Included**

**Section 1.** The Contractor shall complete all excavations; shall protect all existing structures, utilities, and services; shall furnish all suitable tools and appliances for the safe and convenient handling of all materials to be used on the work; shall lay the pipelines, including valves, valve boxes, fire hydrants, and all other appurtenances thereto; shall install or replace any or all house service connections if specified; shall test the lines; shall disinfect water lines; shall replace all walks, driveways, grass plots, or paving; shall remove all surplus materials of every kind; and leave the entire site of the work in a presentable and satisfactory condition; all as specified herein under the various sections.

##### **Handling and Storage of Materials**

**Section 2.** Pressure main pipe, fittings, valves, hydrants, and accessories shall be loaded and unloaded by lifting with hoists or skidding so as to avoid shock or damage. Under no circumstances shall such materials be dropped. Pipe handled on skidways shall not be skidded or rolled against pipe already on the ground.

Pipe shall be so handled that the coating and lining will not be damaged. If however, any part of the coating or lining is damaged the repair shall be made by the Contractor at his expense in a manner satisfactory to the Project Manager.

The Contractor shall be responsible for the safe storage of material furnished by or to him, and accepted by him, and intended for the work, until it has been incorporated in the completed project. The interior of all pipe, fittings and other accessories shall be kept free from dirt and foreign matter at all times. Valves and hydrants shall be drained and stored in a manner that will protect them from damage by freezing.

##### **Inspection and Responsibility for Material**

**Section 3.** All pipeline materials shall be carefully inspected for cracks and other defects prior to installation. All material found during the progress of the work to have cracks, flaws, or other defects, shall be rejected by the Project Manager. All defective materials furnished by the Contractor shall be promptly removed by him from the site of the project.

The Contractor shall be responsible for all materials furnished by him and shall replace at his own expense all such material found defective in manufacture or damaged in handling after delivery by the manufacturer. This shall include the furnishing of all material and labor required for the replacement of installed material discovered defective prior to the final acceptance of the work.

##### **Installation of Pressure Pipelines**

**Section 4.** Pressure mains shall be laid and maintained to the required lines and grades with fittings, valves, and hydrants at the required locations; spigots centered in bells; and all valve and hydrant stems plumb.

Proper implements, tools, and facilities shall be provided and used by the Contractor for the safe and convenient performance of the work. All pipe, fittings, valves, and hydrants shall be carefully lowered into the trench piece by piece by means of a derrick, ropes, or other suitable tools or equipment in such a manner as to



prevent damage to pipe main materials and protective coatings and linings. Under no circumstances shall pipe main materials be dropped or dumped into the trench.

All pipe and fittings shall be carefully examined for cracks and other defects while suspended above the trench immediately before installation in final position. Spigot ends shall be examined with particular care. Defective pipe or fittings shall be laid aside as previously specified.

Every precaution shall be taken to prevent foreign material from entering the pipe while it is being placed in the line. If the pipe laying crew cannot put the pipe into the trench and in place without getting earth into it, the Project Manager may require that before lowering the pipe into the trench, a heavy, tightly woven canvas bag of suitable size shall be placed over each end and left there until the connection is to be made to the adjacent pipe. During laying operations, no debris, tools, clothing, or other materials shall be placed in the pipe.

As each length of pipe is placed in the trench, the spigot end shall be centered in the bell and the pipe forced home and brought to correct line and grade. The pipe shall be secured in place with approved backfill material tamped under it except at the bells. Precautions shall be taken to prevent dirt from entering the joint space.

At times when pipe laying is not in progress, the open ends of pipe shall be closed by a watertight plug or other means approved by the Project Manager. If water is in the trench, the seal shall remain in place until the trench is pumped completely dry.

The cutting of pipe for inserting valves, fittings, or closure pieces shall be done in a neat and workmanlike manner without damage to the pipe or lining so as to leave a smooth end at right angles to the axis of the pipe.

Pipe shall be laid with bell ends facing in the direction of laying, unless directed otherwise by the Project Manager. Where pipe is laid on a grade of ten (10) percent or greater, the laying shall start at the bottom and shall proceed upward with the ball ends of the pipe upgrade.

#### Placing Pipeline Fittings

Section 5. Pipeline fittings, plugs and caps shall be furnished and installed of the type indicated and at the location shown on the construction drawings or as directed by the Project Manager. It will be the responsibility of the Contractor to furnish and install all proper size pipe bends for both horizontal and vertical deflections that are required to construct the pressure main to the line and grade as shown on the construction drawings or as set by the Project Manager. The fittings, plugs, and caps shall be set and joined to the pipe in the manner heretofore specified for installation.

#### Anchorage

Section 6. The Contractor shall provide pipeline restraint at all locations shown on the construction drawings. Anchorage shall be in the form of harnessed or restrained joints for the lengths of pipe and fittings shown.

#### Testing Pressure Mains

Section 7. The Contractor shall subject the completed pressure pipelines to a leakage test. The test

shall be performed on all newly laid pipe in lengths not to exceed 2,000 feet or any valved section thereof. The length of the test section shall exceed the specified maximum limit only with the explicit approval of the Project Manager. The test may be conducted after the trench has been backfilled but must be completed before replacement of pavements and final restoration. All testing shall be done in the presence of the Project Manager.

The Contractor shall furnish the pump, pipe connection, temporary testing plugs and caps, if required, all necessary apparatus including the pressure gauges and meters and a supply of approved water. The Contractor shall make all necessary taps into the lines. The Contractor shall be responsible for all labor and equipment necessary to conduct the tests, including excavating and backfilling the test pit at the locations selected by the Project Manager.

The pipe shall first be completely flushed out. Then each valved section shall be slowly filled with water. All air shall be expelled from the pipe at high points by means of test plugs in valve bonnets, fire hydrants or through corporation stops installed by the Contractor for this purpose. After all the air has been expelled, the openings shall be closed and the test pressure applied by means of the test pump connected to the pipe in a manner satisfactory to the Project Manager.

The test pressure for the leakage test shall be fifty (50) percent above the normal operating pressure of the lowest point in the section of line under the test and corrected to the elevation of the test gauge. The duration of each leakage test shall be two (2) hours.

The exposed piping and/or the top of the trench shall be carefully inspected during the leakage test for any signs of leakage. Any cracked or defective pipe, fittings, valves or hydrants discovered in consequence of the leakage test shall be removed and replaced by the Contractor with sound material and the test shall be replaced until satisfactory results are obtained. The Contractor is responsible for locating, excavating and backfilling the pressure pipeline trench at no cost to the Owner, in addition to replacing the defective material if the leakage test is conducted on a backfilled pressure pipeline. The Contractor shall maintain the hydrostatic pressure at all times during the leakage test through his test pump.

Leakage shall be defined as the quantity of water that must be supplied into the newly laid pipe, or any valved section thereof, to maintain the specified leakage test pressure after the air has been expelled, the pipe has been filled with water, and the pressure initially applied.

No pipe installation will be accepted if the amount of leakage is greater than specified by the following equation:

$$L = \frac{ND \sqrt{P}}{7400}$$

Where

- L = allowable leakage, gallons per hour.
- N = Number of pipe joints being tested.
- D = Nominal diameter of pipe, in.
- P = Average test pressure, psig.

**Disinfection of Water Mains**

If liquid chlorine is used, a chlorine gas-water mixture shall be applied by means of a solutionfeed chlorinating device; or, if approved by the Project Manager, the dry gas may be fed directly through proper devices for regulating the rate of flow and providing effective diffusion of the gas into the water within the pipe being treated. Chlorinating devices for feeding solutions of the chlorine gas or the gas itself must provide means for preventing the backflow of water into the chlorine cylinder.

A mixture of water and a chlorine-bearing compound of known chlorine content may be substituted for liquid chlorine. Approved types are calcium hypochlorite or sodium hypochlorite. Commercial types of calcium hypochlorite are known as HTH, Perchloron and Pittchlor. Sodium hypochlorite is known commercially as liquid laundry bleach.

High-test calcium hypochlorite or bleaching powder must be prepared as a water mixture for introduction into the water mains. The powder should first be made into a paste and then tinned to approximately a one (1) percent chlorine solution (10,000 ppm). The preparation of a one (1) percent chlorine solution requires the following proportions of powder to water:

<u>Product</u>	<u>Amount of compound</u>	<u>Quantity of Water Gallon</u>
High-test calcium hypochlorite (65-70% Cl)	lb.	7.50
Liquid laundry bleach (5.25%)	1 gal.	4.25

The chlorinating agent shall be injected into the beginning of the new pipeline extension or any valved section of it through a corporation stop inserted by the Contractor. The Contractor shall supply the proper type chemical pump, piping and make up water to inject the solution into the main. The application shall be the amount necessary to apply 25 ppm of chlorine to the test section. The amount of one (1) percent chlorine water solution required to give 25 ppm chlorine in 1,000 feet of various size water mains is as follows:

6" Diameter	4 Gallons
8"	8
10"	10
12"	15
16"	26
20"	40
24"	60
30"	90

Water from the existing distribution system shall be controlled so as to flow slowly into the newly laid pipeline during the application of chlorine. The rate of chlorine mixture flow shall be in such proportion to the rate of water entering the pipe that the chlorine dose applied to the water entering the newly laid pipe shall produce at least ten (10) ppm, after twenty-four (24) hours standing. This may be expected with an application of twenty-five (25) ppm, although some conditions may require that more valves be manipulated so that the strong chlorine solution in the line being treated will not flow back into the line supplying the water. In the process of chlorinating newly laid pipe, all valves or other appurtenances shall be operated while the pipeline is filled with the chlorinating agent.

Following chlorination, all treated water shall be thoroughly flushed from the newly laid pipeline at its extremities until the replacement water throughout its length shall, upon test, be proved comparable in quality



process of chlorinating newly laid pipe, all valves or other appurtenances shall be operated while the pipeline is filled with the chlorinating agent.

Following chlorination, all treated water shall be thoroughly flushed from the newly laid pipeline at its extremities until the replacement water throughout its length shall, upon test, be proved comparable in quality to the water serving the public from the existing water supply system and approved by the public health authority having jurisdiction. This satisfactory quality of water delivered by the new main should continue for a period of at least two (2) full days as demonstrated by laboratory examination of samples taken from a tap located installed in such a way as to prevent outside contamination. Samples shall not be taken from an unsterilized hose or from a fire hydrant, because such samples will seldom meet bacteriological standards.

Should the initial treatment fail to result in the conditions specified, the original chlorination procedure shall be repeated until satisfactory results are obtained.

#### **Pressure Pipelines Not Installed in Trench**

Section 9. All applicable provisions of this item of work shall apply to the furnishing of materials and installation procedures for constructing pressure pipelines not installed in a trench condition.

END OF SECTION

## **SITEWORK**

### **Section 02940**

#### **Temporary Silt and Erosion Control**

##### **Scope**

Section 1. This work shall consist of furnishing all labor, material, and equipment, and incidentals for the construction of silt control structures to reduce the amount of sediment delivered to waterways. Silt control structures shall be constructed as required to control silt runoff into streams at the locations directed by the Engineer or his designated Representative.

During the life of the contract, the silt control structures shall be maintained by the Contractor, and silt accumulations which threaten to damage the structures, or preclude their effective operation as determined by the Engineer, shall be removed.

##### **Straw or Hay Bale Silt Check**

Section 2. This silt check shall be constructed with straw or hay bales, staked to remain in place, as shown on the Standard Details.

The location of straw or hay bale silt checks shall be as shown on the Plan drawings, or as directed by the Engineer at the time of construction. When the usefulness of the silt checks has ended, they shall be removed, and surplus materials be disposed of.

##### **Measurement and Payment**

Section 3. Payment for installation and maintenance of the temporary silt and erosion control structures shall be considered an incidental expense to the construction. All costs for same shall be included in the unit prices bid for the several other items included with the project.

**END OF SECTION**

## **SITWORK**

### **Section 02950**

#### **General Cleanup**

##### **General**

Section 1. The Contractor shall be responsible for maintaining the site in a neat and safe manner during the period of construction. All trash and debris shall be removed or disposed.

##### **Final Cleanup**

Section 2. Upon completion of the construction, but prior to the final estimate, the Contractor shall check the entire site affected during construction and remove or dispose of all trash, debris, used building materials, etc. He shall also remove all construction equipment used for the project.

##### **Finish Grading**

Section 3. Upon removal of all debris and completion of rough grading operations all areas disturbed during construction shall be finish graded to provide for a smooth surface free of ruts, gullies or ponding areas. Large stones greater than 2 inches in size shall be removed from the site. The areas to be seeded shall then be fine raked to a smooth surface and the top 2-inches of soil loosened to form a seed bed.

##### **Seeding**

Section 4. Upon completion of finish grading operations the entire area shall be fertilized uniformly at a rate 20 pounds per 1,000 square feet with 12-12-12 composition fertilizer. The area shall then be seeded at a rate of 3 pounds per 1,000 square feet with a mix consisting of 40 percent Kentucky Bluegrass, 40 percent Creeping Red Fescue and 20 percent Annual Rye Grass, then lightly raked. Immediately after seeding the area shall be covered with straw evenly spread at a rate of 4 bales per 1,000 square feet. The seeded areas shall then be watered immediately and then watered on a daily basis until grass is established. Areas in which grass has not been established shall be re-fertilized, re-seeded and watered until grass has been established.

**END OF SECTION**

## CONCRETE

### Section 03419

#### Concrete Encasement and Concrete Cradle

##### Concrete Encasement

Section 1. Buried pipelines shall be encased in 2,500psi concrete where shown on the construction drawings or to the extent and/or at other locations as determined by the Project Director.

Concrete encasement shall provide a minimum cover of six (6) inches beneath and above the pipe O.D. and shall extend laterally to the undisturbed wall of the pipeline trench. Additional thickness of concrete encasement, if required, shall be shown on the construction drawings. Each pour shall start and stop at a pipe joint.

##### Concrete Cradle

Section 2. Concrete cradle shall be 2,500 psi concrete where shown on the construction drawing or as directed by the Project Director.

Concrete cradle shall provide a minimum of six (6) inches beneath the pipe and extend to the spring line of the pipe unless otherwise shown on the construction drawings. Each pour shall start and stop at a pipe joint.

##### Measurement and Payment

Section 3. The payment for concrete encasement shall include furnishing and placing the concrete encasement. The Contractor shall be paid for the number of lineal feet of encasement constructed at the unit price quoted on the Proposal Sheets. (Unit Price Contracts Only.)

The payment for concrete cradle shall include furnishing and placing the concrete encasement. The Contractor shall be paid for the number of lineal feet of cradle at the unit price quoted on the Proposal Sheets. The concrete foundation under tee-based manholes is not considered cradle.

END OF SECTION

**METALS**

**Section 05510**

**Cast Iron Work**

**Work Included**

Section 1. The Contractor shall, under this Section, furnish all the materials for and shall properly install, at the locations shown on the drawing or as directed, all miscellaneous iron castings as specified or as shown, which are necessary for the proper completion of the work.

In general, this work shall include pipe sleeves, floor boxes, manhole steps, manhole rims and covers, adjustable valve boxes, sludge shoes, and such other miscellaneous cast iron work as is shown or required.

**Quality**

Section 2. All castings shall be true and fit properly together; must be smooth and free from blow holes and other defects; must conform to the dimensions given on the drawings; and to the "Standard Specifications for Gray Iron Castings" of the American Society for Testing Materials, Serial Designation A-48-36, and any subsequent amendments thereto, and to the proposed American Standard Specifications for Coal-Tar Dip Coating for Cast Iron Pipe and Fittings.

**Erection**

Section 3. All castings shall be set to the proper line and grade, and shall be carefully blocked and braced independently of the form and held in correct position until the concrete has been placed and has set.

**Pipe Sleeves**

Section 4. Pipe sleeves, of the dimensions shown on the drawings, shall be placed in the concrete masonry wherever indicated.

**END OF SECTION**

## METALS

### Section 05800

#### Cover Pipe

##### General

Section 1. The construction drawings show the details of the cover pipe material.

##### Steel Pipe

Section 2. Where designated on the construction drawings, the steel pipe shall be fusion welded steel pipe, Grade "B" with no coating. It shall conform to the requirements of ASTM 139. The wall thickness shall be Schedule 40 for pipe up to 4-inches in diameter and 0.250 inch wall thickness for larger sizes, unless railroad specification require a greater thickness.

##### Nestable Corrugated Metal Pipe

Section 3. Where corrugated metal pipe is designated in the construction drawings beneath a highway, it shall be nestable and conform to KDOT, Section 810. The gauge shall be as shown on the construction drawings.

Where corrugated metal pipe is designated in the construction drawings beneath the tracks of a railroad, it shall be AREA Specification 146; with bituminous coating, in accordance with AREA Specifications 1413. The gauge shall be as shown on the construction drawings.

##### Tunnel Liner Plates

Section 4. Tunnel liner plates where shown on the construction drawings shall be hotdripped galvanized steel of the thickness (gage) and section modulus shown on the construction drawings. The plates shall be formed from steel meeting the requirements of ASTM 139, Grade "B". Individual liner plates shall be made of one piece of metal, provided with flanges from both longitudinal and circumferential joints. The joints shall have sufficient bolt holes to fully develop the strength of the individual liner plate and so spaced in each liner plate that liner plates of curvature will be interchangeable and readily handled in the tunnel. Liner plates shall be of a design that when bolted together no opening shall exist large enough to permit inflow of granular material. Liner plates will be accurately curved to suit the tunnel cross section and when bolted together, the finished casing pipe shall be full round with the nominal diameter to the neutral axis as specified on the proposal sheets and/or construction drawings. Grouting plugs shall consist of a 2-inch standard half-pipe couplings welded or tapped into a hole in the liner plate and furnished with a cast iron plug for closure. They will be of the same material as the liner plate and furnished with a cast iron plug for closure. The spacing of the grouting plugs will be as specified on construction drawings. Bolts, heads, and nuts shall be square and of the same size.

### **Installing Cover Pipe**

**Section 5.** Cover Pipe shall be installed by the boring method, the jacking method, by trenching or by tunneling as shown on the construction drawings. The Owner will obtain permits for any railroad, State or Federal Highway crossings. The Owner shall coordinate scheduling of construction of crossings with railroads and highway departments and shall pay any charges established therefore the work accomplished by these outside agencies. Special construction requirements defined by railroads or highway departments will be shown on the construction drawings and shall be adhered to by the Contractor. Installation of cover pipe shall not commence without the express permission of the Project Director.

### **Installation by Boring**

**Section 6.** Steel pipe shall be installed by the boring method utilizing an auger type boring machine or a machine of such design meeting the individual requirements of the railroad, State or Federal Highway System being crossed. The Contractor shall provide an approach pit, completely sheeted and of sufficient size to operate the boring equipment. The operation of the boring equipment shall be subject to continuous checking by the Contractor to insure proper alignment of the cover pipe as installed.

### **Installation by Jacking**

**Section 7.** The Contractor will provide an approach pit for the jacking operation, excavated so the jacking face is a minimum of three (3) feet above the pipe. This open face should be shored securely to prevent displacement of the embankment. The pit shall include a backstop of sufficient size to take the thrust of the jack. The guide rails that support the pipe as it enters the bore shall be accurately placed to line and grade. The entire approach pit shall be sheeted.

Hydraulic or mechanical jacks may be used in this operation. The number of jacks and the capacity of the jacks shall be adequate to complete the operation. A jacking head shall be used to transfer the pressure from the jack and the jacking frame to the pipe. If an auger is used, the pipe shall be jacked simultaneously with the augering. The construction work shall be checked by the Contractor at frequent intervals to insure proper line and grade of the installation.

### **Installation by Tunneling**

**Section 8.** Care shall be exercised in trimming the surface of the excavated section to a true line and grade with the excavation conforming to the outside of the tunnel as nearly as possible. In the installation of tunnel or shaft liner plates, the amount of unsupported tunnel or shaft wall shall be at a minimum at all times. Excavation ahead of the liner plates will not be permitted. Liner plates shall be placed promptly as excavation permits. Upon completion of any ring of liner plates, bolts shall be retightened in the two (2) rings previously completed. The Project Director may direct that the top half of the tunnel excavation be supported by a cutting shield and excavation shall not advance ahead of such support.

The vertical face of the excavation shall be supported, as necessary, to prevent sloughing and at any interruption of the tunneling operation, the heading shall be completely bulkheaded.

Grouting shall follow the excavation and lining of the tunnel or shaft as required to fill all voids outside the tunnel liner plates. Grouting shall be performed prior to or upon completion of the installation of a maximum of four (4) rings, unless otherwise directed by the Project Director. Grouting shall start at the lowest hole in each grout panel and proceed upwards progressively and simultaneously, when possible, on both sides of the tunnel. The machine used for grouting shall be capable of forcing grout, under pressure, into all voids.

### **Measurement and Payment**

**Section 9.** The payment for installation of cover pipe shall be made on the actual number of lineal feet of the various types and sizes of pipes installed. The unit price per foot for cover pipe shall include furnishing the material and installing the pipe by jacking, boring or tunneling, whichever is required, the construction of the approach pits with all necessary sheeting and all other incidentals required to complete the installation as shown on the construction drawings and herein specified. The cost for cover pipe shall include the installation of the carrier pipe inside cover pipe where noted in the bid proposal.

### **Incidental Boring**

**Section 10.** Where called for on the plans, the Contractor shall bore and push water mains above 2-inch size under private asphalt and concrete driveways. Payment for this item shall be made at the unit prices bid for light duty asphalt and concrete surface replacement.

END OF SECTION



## MECHANICAL

### Section 15000

#### Valves and Gates

##### General

Section 1. Valves and gates of the sizes and types specified or shown on the construction drawings shall be provided for the proper completion of the work included under the project.

Operating nuts, handwheels, gaskets, bolts and nuts and all necessary appurtenances for a complete installation of the valves and gates shall be furnished with the valves.

All valves, not installed in the ground, shall be cleaned after installation and painted as specified under the Section 09900 - "Protective Coatings and Painting."

Complete details of all valves to be used on the project shall be submitted to the Consulting Engineer for review and contract compliance.

##### Type of Valve

Section 2. The construction drawings will state which type of valve is to be used.

##### Valve Boxes

Section 3. A valve box shall be provided for every operating nut of a buried valve with the operating mechanism fully protected with a cast iron grease case.

The valve box shall not transmit shock or stress to the valve. It shall be centered and plumb over the wrench nut of the valve. The box cover shall be flush with the finished pavement or at such other level as may be directed by the Project Manager.

The assembly shall consist of three (3) pieces and a cover. The valve box shall be screw type, cast iron with 5-1/4 inch shaft. A round base which will enclose the valve bonnet shall be furnished with six (6) inch and eight (8) inch valves. An oval base shall be supplied with valves larger than eight (8) inches.

The valve boxes for all buried valves shall be encased in concrete at least six (6) inches outside the diameter of the box at grade. The following information shall be carved into the concrete:

1. Type of service (water, sewage, etc.)
2. Number of turns to open the valve completely
3. The direction of opening the valve

A masonry valve pit shall be provided for every valve which has exposed gearing or operating mechanisms, if that type valve is specified. The details of such an enclosure is shown on the construction drawings.

**Operating Nut Location**

**Section 4.** All operating nuts for buried valves covered by valve boxes shall be located within eight (8) inches of the top of the box, and valve wrenches shall be four (4) feet long, sized for two (2) inch square nuts. Four (4) valve wrenches shall be furnished to the Owner by the Contractor.

**Extension Stems**

**Section 5.** Wherever extension stems are required for valve operation, the connection between the valve stem and extension stem shall be a pinned coupling to avoid possible disconnection.

**Operating Nuts**

**Section 6.** Valves for buried pipe lines shall be furnished with two (2) inch square wrench nuts. Nuts shall have a flanged base upon which shall be cast an arrow two (2) inches long showing the direction of opening, and the word, "OPEN" in one-half (1/2) inch or larger letters, shall be cast on the nut to indicate clearly the direction to turn the wrench when opening the valve.

**Handwheels**

**Section 7.** Handwheels may be specified for operating valves in exposed piping on the construction drawings. The handwheels shall have an arrow and the word "OPEN", cast thereon, to clearly indicate the direction the handwheel is to be turned to open the valve. The diameter of the handwheel shall conform to the following dimensions for the various size gate valves.

Size of Valve	Diameter of Handwheel
4"	10"
6"	12"
8"	14"
10" and 12"	18"
16" and 18"	22"
18" and 20"	24"
24" and 30"	30"

**Direction of Opening**

**Section 8.** All sewage valves shall open by turning the operator to the RIGHT (clockwise). All water valves shall open by turning the operator to the LEFT (counterclockwise), or as marked on the design plans.

**Special Details**

**Section 9.** The details of other valve requirements and valve appurtenances such as special ends and materials, position indicators, floor stands, cylinders, chain operators, and extension stems and guides are described on the construction drawings.

**Chain Operators**

**Section 10.** All valves six (6) feet or more above the floor surface shall be equipped with a stainless steel chain operator unless otherwise indicated on the construction drawings.

**Valve Stem Packing**

**Section 11.** All valve stem packing shall be die-cut to fit the valve. The material to be used shall be Chesterton Style 324 Super-Lon.

**Start-Up Services**

**Section 12.** All butterfly valves, control valves and plug valves, operators and appurtenances installed shall include a thorough two (2) day training program conducted by a factory service representative. This training shall include start-up, operation and maintenance of the valves prior to start-up of the plant.

**END OF SECTION**

**MECHANICAL**

**Section 15020**

**Gate Valves**

**General**

**Section 1.** Gate valves for buried pipelines shall be iron body, bronze mounted, resilient wedge gate valves with non-rising stems having either parallel or inclined seats in accordance with AWWA C509, "Resilient Wedge Gate Valves".

Mechanical joint bell ends will be used in buried pipelines of mechanical joint and rubber seal type joint cast iron. Bell and flange ends will be used in exposed cast iron piping at the locations shown on the construction drawings.

**Operating Nuts**

**Section 2.** Gate valves for buried pipelines shall be furnished with two (2) inch square wrench nuts. Nuts shall have a flanged base upon which shall be cast an arrow two (2) inches long showing the direction of opening, and the word "OPEN" in one-half (1/2) inch or larger letters, shall be cast on the nut to indicate clearly the direction to turn the wrench when opening the valve.

**Handwheels**

**Section 3.** Handwheels may be specified for operating valves in exposed piping on the construction drawings. The handwheels shall have an arrow and the word "OPEN", cast thereon, to clearly indicate the direction the handwheel is to be turned to open the valve. The diameter of the handwheel shall conform to the following dimensions for the various size gate valves.

Size of Valve	Dia. of Handwheel
4"	10"
6"	12"
8"	14"
10" and 12"	18"
16" and 18"	22"
24" and 30"	30"

**Horizontal Mounting**

**Section 4.** Gate valves in size sixteen (16) inches and larger may be installed in the horizontal position. Bronze tracks, rollers, and scrapers will be provided for valves to be installed in the horizontal position. Horizontal valves for pressure lines shall be furnished with beveled gear operators. The gear cases for buried service shall be totally enclosed, and the gear cases for exposed piping in a vault shall be of the extended type.

**Bypass Valves**

**Section 5.** Bypasses shall be furnished on valves when so specified on the proposal sheets or shown on the construction drawings. The bypass valve shall be furnished on the same type as the main line valve to which it is fitted. The size requirements of the bypass shall be as follows:

Valve Dia. - Inches	Bypass Dia. - Inches
16-20	3
24-30	4
26-42	6
48	8

**Rising Stem Valves**

**Section 6.** Outside screw and yoke rising stem valves shall conform to all of the requirements of AWWA C500 except for the rising stem mechanism. The OS and Y valves shall have a rugged cast iron yoke machined to provide accurate stem alignment. The OS and Y valves shall be furnished with handwheels. OS and Y valves shall only be installed where shown on the drawings.

**Low and Medium Pressure valves**

**Section 7.** Low pressure and medium pressure valves, if specified in the "Attention All Bidders" shall be the same design, workmanship, and materials as AWWA C500 valves except that they can be lighter in weight. Medium pressure and low pressure valves shall be tested for performance in operation, watertightness, and resistance to distortion under internal pressure in the manner described in AWWA C500, except that the minimum rated pressure and hydrostatic pressure shall be as follows:

**Medium Pressure Valves**

<u>Valve Size</u>	<u>Hydrostatic Test</u>	
	<u>Rated Pressure (p.s.i.)</u>	<u>Pressure (p.s.i.)</u>
4 through 24	100	200
30 through 36	80	150
42 through 54	60	120

**Low Pressure Valves**

<u>Valve Size</u>	<u>Hydrostatic Test</u>	
	<u>Rated Pressure (p.s.i.)</u>	<u>Pressure (p.s.i.)</u>
16 through 24	50	75
20 through 36	43	75
42 through 48	35	50

### **Underwriters Valves**

**Section 8.** Gate valves for fire protection systems shall be manufactured in conformance to the requirements of the Underwriters Laboratories, Inc., and the Associated Factory Mutuals Laboratories. Gate valves which support an indicator post shall contain a flange of the indicator post base. Such valves are specified on the construction drawings and shall bear the inspection label of the Underwriters Laboratories, Inc.

### **Special Details**

**Section 9.** The details of other valve requirements and valve appurtenances such as special ends and materials, position indicators, floor stands, cylinders, chain operators, and extension stems and guides are described on the construction drawings.

### **Setting Gate Valves**

**Section 10.** Gate valves shall be installed of the size and at the location as shown on the construction drawings. Vertical valves shall be set plumb and horizontal valves installed so that the valve body is level. The valves shall be set to the new pipe in the manner specified for cleaning, laying, and jointing pipe. Mechanical joint, rubber compression seal, or bell and spigot shall be used for buried pipelines. Other types of joints for pipelines within structures will be shown on the construction drawings.

### **Chain Operators**

**Section 11.** All gate valves six (6) feet or more above the floor surface shall be equipped with a chain operator unless otherwise indicated on the construction drawings.

END OF SECTION

## **MECHANICAL**

### **Section 15070**

#### **Blow-off Valve Assembly**

Section 1. Blow-off valves shall be installed in accordance with the Standard Details and the specifications at locations shown on the plans and in other locations as directed by the Engineer.

In general, blow-off valves are located at the end of mains for the purpose of clearing the main of sediment, obstacles, or impure water.

The pipe from the main to the flush valve shall be of the same material and size as the main and connected to the main by means of a tee, or installed at the end of line.

The gate valve for the blow-off connection shall be a AWWA type gate valve with adjustable valve box, same size as water line with two inch operating nut, mechanical joint connections with grip ring glands as approved by the Engineer. The gate valve and the 90° MJ elbow riser fitting must be provided with grip ring glands and securely anchored with concrete blocking to prevent movement.

All pipe beyond the gate valve shall be of the same material as the main waterline

The blow-off flush valve enclosure shall be constructed of a 24" diameter by 24" depth concrete, PVC meter box as approved by the Engineer.

The cover shall be of cast iron construction, flat lid, with cast letters "WATER", or equal as approved by the Engineer.

The cost for the gate valve supplied with blow-off valve shall be included in unit price of blow-off valve. No separate payment will be made for gate valves used with blow-off valves.

END OF SECTION

## MECHANICAL

### Section 15080

#### Standard Services Re-Connections

##### General

Section 1. The work to be performed under this section shall include all labor, materials, equipment, excavation, backfill and testing necessary for the proper installation of all service re-connections. Details of the service installation as shown in the Standard Details Section of these specifications.

No attempt was made to show precise meter setting locations on the plans and the Contractor shall not place any service connection without approval of the location and type by the Engineer. However, in general the meter setting shall be set inside the customer property line and off of State, County Right of Way.

The service shall include: A service clamp, corporation stop, service pipe. These are to be connected to the existing meter setting equipment, meter box and cover.

##### Service Clamp

Section 2. All service clamps shall be double-strap type for DIP, single strap for PVC, furnished with neoprene gaskets cemented in place. Clamps shall be of the proper size for the pipe with which they are to be used. Clamps shall have a Mueller Corporation stop thread, and shall be suitable for a minimum working water pressure of 200 PSIG. Clamps shall be as manufactured by the Mueller Company or equal as approved by the Engineer.

##### Corporation Stop

Section 3. All taps for service connections shall be made in the upper half of the main with equipment designed for this purpose. No tap shall be closer than one foot from any joint in the main. Corporation stops shall be of the appropriate size for the service for which they are to become a part. Unless noted otherwise, all services shall be 3/4 inch. Corporation stops shall have a male Mueller thread inlet, and an outlet suitable for connection to the service pipe. Corporation stops shall be Ford Catalog No. F600-3 Flared Joint or equal, if Polyethylene Service Pipe is specified. Insert stiffeners shall be provided with corporation stop if plastic pipe is used.

##### Service Pipe

Section 4. Service pipe shall be Class 200, polyethylene N.S.F. approved. Service pipe shall run from the corporation stop to the inlet of the meter setting equipment. Service pipe for standard services shall be jacked or drove under paved roads without benefit of steel casing. Open trenches will not be permitted. Should the Contractor chose to use steel casing, it shall be done at no additional cost to the Owner. The jacking, boring, or pushing of service lines under state, county, or private roads or driveways is not a pay item. The unit price bid for service pipe shall include costs for jacking, pushing or boring service pipe as an incidental expense.

END OF SECTION



## MECHANICAL

### Section 15510

#### Flush Hydrants

##### General

Section 1. Flush hydrants shall conform to the applicable requirements of AWWA C502, "Dry-Barrel Fire Hydrants". The hydrants shall have a main valve opening, size as designated herein, one pumper connection and two (2) hose connections. All connections shall be furnished with chained caps. The type of tread and sizes of openings shall be as listed in Table No. 1, "Flush Hydrants Details". All bearing points on the hydrants shall be bronze mounted. The size and shape of the caps and operating nuts together with the direction of opening are listed in Table No. 1.

The hydrants shall be supplied with six (6) inch mechanical joint hub inlet normally for four (4) feet burial of the water main. Barrel extension sections complete with stem extensions shall be furnished for flush hydrants which are set with more than four (4) feet cover.

The hydrants shall incorporate a breakable component at the standpipe flange and a breakaway stem coupling so designed that when the hydrant is subject to severe impact, the special component will shear off at the flange without damage to the hydrant barrel. The main valve shall remain closed if the barrel section and upper stem is separated from the remainder of the hydrants.

The flush hydrants shall be furnished with drain valves which will open when the main valve is closed and shall drain the standpipe completely. The drain valves shall close when the hydrant main valve is opened in such a manner that there will be no leakage through the waste outlets.

The manufacturer shall furnish the Project Director with two (2) copies of a certification that the required tests on the various materials and on the completed hydrant have been made and that the results conform to the requirements of AWWA Specifications C502.

The design information on the flush hydrant shall be furnished to the Consulting Engineer for approval prior to shipment of material to the project.

### **Installing Flush Hydrants**

Section 2. Flush hydrants shall be set at the locations shown on the construction drawings or as directed by the Project Manager. They shall be installed in such a manner as to provide complete accessibility and also in such a manner that the possibility of damage from vehicles or injury to pedestrians will be minimized.

The hydrant barrel shall be set so that the horizontal centerline of the streamer nozzle is eighteen (18) inches above the top of the curb on the streets with curb, and eighteen (18) inches above the ground in unpaved areas, unless directed otherwise by the Project Manager.

When placed behind the curb, the hydrant barrel shall be set so that the outer end of the streamer nozzle cap shall be from six (6) inches to twelve (12) inches behind the back of the curb.

All hydrants shall stand plumb with the streamer nozzle facing the curb or street. The hydrant shall be placed on a flat stone or concrete slab four (4) inches thick and eighteen (18) inches square.

Hydrants shall be set in relation to the established grade shown on the construction drawings or as directed by the Project Manager. All hydrants, regardless of the depth of cover of the water supply branch, shall be furnished with the basic barrel of four (4) foot of cover over the water supply branch and the balance of the hydrant height, as required, shall be made up of a standard hydrant extension. Stem extensions and drip rod extensions, if necessary, shall be included in the extra length hydrants.

The excavations around each hydrant shall be connected to the main line with anchoring piece or anchoring tee and the hydrant shall be anchored to the valve with anchoring pieces or anchoring pipe.

### **Measurement and Payment**

Section 3. The Contractor shall be paid for the actual number of flush hydrants installed on the project at the unit price quoted on the Proposal Sheets.

The unit price bid for a flush hydrant shall include the cost of furnishing and installing the flush hydrant in accordance with these specifications.

Whenever flush hydrants are a part of a lump sum type item, the price quoted shall include all labor and materials to install the hydrants in accordance with these specifications and no separate payment will be made for hydrants.

**END OF SECTION**

**Table No. 1 - Flush Hydrant Details**

1.	Diameter - Main Valve Opening	5-1/4 Inches
2.	Diameter - Pumper Connection	4 Inches
3.	Diameter - Hose Connections	2 - 2-1/2 Inches
4.	Thread Type	National Standard
5.	Shape - Caps and Operating Nut	Pentagon
6.	Dimensions - Operating Nut Top Bottom	1-inch 1-inch
7.	Direction of Opening	Left (Counterclockwise)
8.	Color to be Painted	Red
9.	Specific Model or Models Required	M & H, Mueller, Eddy, etc.



**DEPARTMENT OF THE ARMY**  
U.S. ARMY ENGINEER DISTRICT, LOUISVILLE  
CORPS OF ENGINEERS  
EASTERN KENTUCKY REGULATORY OFFICE  
845 SASSAFRAS CREEK ROAD  
SASSAFRAS, KY 41759-8806

March 31, 2017

Regulatory Division  
South Branch  
ID No. LRL-2016-1234

Adam Michels  
Kentucky Transportation Cabinet  
Division of Environmental Analysis  
200 Mero Street  
Frankfort, KY 40622

Dear Mr. Adams:

This is in response to your request for authorization to replace two existing bridges (Item 9-8506) located along KY 773 near Grayson of Carter County, KY. The information supplied by you was reviewed to determine whether a Department of the Army (DA) permit will be required under the provisions of Section 404 of the Clean Water Act.

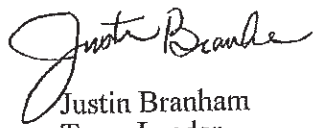
Your project is considered a discharge of backfill or bedding material for a road crossing. The project is authorized under the provisions of 33 CFR 330 Nationwide Permit (NWP) No. 14, Linear Transportation Projects, as published in the Federal Register January 6, 2017. Under the provisions of this authorization you must comply with the enclosed Terms and General Conditions for Nationwide Permit No. 14, and the following Special Conditions:

You must also comply with the enclosed Water Quality Certification (WQC) Conditions for Nationwide Permit No. 14, dated March 19, 2017, issued by the Kentucky Division of Water (KDOW). Once you obtain your certification, or if no application was required, you may proceed with the project without further contact or verification from us.

This verification is valid until March 18, 2022. The enclosed Compliance Certification must be submitted to the District Engineer within 30 days of completion of the authorized activity or the implementation of any required compensatory mitigation, whichever occurs later. Note that we also perform periodic inspections to ensure compliance with our permit conditions and applicable Federal laws. A copy of this letter will be forwarded to your agent and to the KDOW.

If you have any questions, please contact this office by writing to the above address, ATTN: CELRL-RDS, or by calling me at 606-642-3404. All correspondence pertaining to this matter should refer to our ID No. LRL-2016-1234.

Sincerely,



Justin Branham  
Team Leader  
South Branch

BRANHAM.JUSTI : Digitally signed by  
N.L.1384963524 : BRANHAM.JUSTI.1384963524  
DN: cn=US, Government, ou=DOD, email=PO  
: cn=BRANHAM.JUSTI.1384963524  
Date: 2017.04.04 09:14:30 -0500

Enclosures

/NWP14-KY

ADDRESS FOR COORDINATING AGENCY

Ms. Stephanie Hayes  
Kentucky Energy and Environment Cabinet  
Division of Water  
300 Sower Boulevard  
Frankfort, Kentucky 40601

**Compliance Certification:**

**Permit Number:** LRL-2016-1234

**Name of Permittee:** Kentucky Transportation Cabinet

**Date of Issuance:** March 31, 2017

Upon completion of the activity authorized by this permit and any mitigation required by this permit, sign this certification and return it to the following address:

U.S. Army Corps of Engineers  
CELRL-RDS  
P.O. Box 59  
Louisville, Kentucky 40201

Please note that your permitted activity is subject to a compliance inspection by an U.S. Army Corps of Engineers representative. If you fail to comply with this permit you are subject to permit suspension, modification, or revocation.

I hereby certify that the work authorized by the above referenced permit has been completed in accordance with the terms and conditions of the said permit, and required mitigation was completed in accordance with the permit conditions.

\_\_\_\_\_  
Signature of Permittee

\_\_\_\_\_  
Date



MATTHEW G. BEVIN  
GOVERNOR

CHARLES G. SNAVELY  
SECRETARY

**ENERGY AND ENVIRONMENT CABINET  
DEPARTMENT FOR ENVIRONMENTAL PROTECTION**

R. BRUCE SCOTT  
COMMISSIONER

300 SOWER BOULEVARD  
FRANKFORT, KENTUCKY 40601

**General Certification--Nationwide Permit # 14  
Linear Transportation Projects**

This General Certification is issued March 19, 2017, in conformity with the requirements of Section 401 of the Clean Water Act of 1977, as amended (33 U.S.C. §1341), as well as Kentucky Statute KRS 224.16-050.

For this and all nationwide permits, the definition of surface water is as per 401 KAR 10:001 Chapter 10, Section 1(80): Surface Waters means those waters having well-defined banks and beds, either constantly or intermittently flowing; lakes and impounded waters; marshes and wetlands; and any subterranean waters flowing in well-defined channels and having a demonstrable hydrologic connection with the surface. Lagoons used for waste treatment and effluent ditches that are situated on property owned, leased, or under valid easement by a permitted discharger are not considered to be surface waters of the commonwealth.

Agricultural operations, as defined by KRS 224.71-100(1) conducting activities pursuant to KRS 224.71-100 (3), (4), (5), (6), or 10 are deemed to have certification if they are implementing an Agriculture Water Quality Plan pursuant to KRS 224.71-145.

For all other operations, the Commonwealth of Kentucky hereby certifies under Section 401 of the Clean Water Act (CWA) that it has reasonable assurances that applicable water quality standards under Kentucky Administrative Regulations Title 401, Chapter 10, established pursuant to Sections 301, 302, 304, 306 and 307 of the CWA, will not be violated for the activity covered under NATIONWIDE PERMIT 14, namely Linear Transportation Projects, provided that the following conditions are met:

1. The activity will not occur within surface waters of the Commonwealth identified by the Kentucky Division of Water as Outstanding State or National Resource Water, Cold Water Aquatic Habitat, or Exceptional Waters.
2. The activity will not occur within surface waters of the Commonwealth identified as perpetually-protected (e.g. deed restriction, conservation easement) mitigation sites.
3. The activity will impact less than 1/2 acre of wetland/marsh.



**General Certification--Nationwide Permit # 14**  
**Linear Transportation Projects**  
**Page 2**

4. The activity will impact less than 300 linear feet of surface waters of the Commonwealth. Stream realignment greater than 100 feet and in-stream stormwater detention/retention basins are not covered under this general water quality certification.
5. For complete linear transportation projects, all impacts shall not exceed a cumulative length of 500 linear feet within each Hydrologic Unit Code (HUC) 14.
6. Any crossings must be constructed in a manner that does not impede natural water flow.
7. Stream impacts covered under this General Water Quality Certification and undertaken by those persons defined as an agricultural operation under the Agricultural Water Quality Act must be completed in compliance with the Kentucky Agricultural Water Quality Plan (KWQP).
8. The Kentucky Division of Water may require submission of a formal application for an individual certification for any project if the project has been determined to likely have a significant adverse effect upon water quality or degrade the waters of the Commonwealth so that existing uses of the water body or downstream waters are precluded.
9. Activities that do not meet the conditions of this General Water Quality Certification require an Individual Section 401 Water Quality Certification.
10. Activities qualifying for coverage under this General Water Quality Certification are subject to the following conditions:
  - Projects requiring in-stream stormwater detention/retention basins shall require individual water quality certifications.
  - Erosion and sedimentation pollution control plans and Best Management Practices must be designed, installed, and maintained in effective operating condition at all times during construction activities so that violations of state water quality standards do not occur (401 KAR 10:031 Section 2 and KRS 224.70-100).
  - Sediment and erosion control measures, such as check-dams constructed of any material, silt fencing, hay bales, etc., shall not be placed within surface waters of the Commonwealth, either temporarily or permanently, without prior approval by the Kentucky Division of Water's Water Quality Certification Section. If placement of sediment and erosion control measures in surface waters is unavoidable, design and placement of temporary erosion control measures shall not be conducted in such a manner that may result in instability of streams that are adjacent to,

**General Certification--Nationwide Permit # 14**  
**Linear Transportation Projects**  
**Page 3**

upstream, or downstream of the structures. All sediment and erosion control devices shall be removed and the natural grade restored within the completion timeline of the activities.

- Measures shall be taken to prevent or control spills of fuels, lubricants, or other toxic materials used in construction from entering the watercourse.
- Removal of riparian vegetation in the utility line right-of-way shall be limited to that necessary for equipment access.
- To the maximum extent practicable, all in-stream work under this certification shall be performed under low-flow conditions.
- Heavy equipment, e.g. bulldozers, backhoes, draglines, etc., if required for this project, should not be used or operated within the stream channel. In those instances in which such in-stream work is unavoidable, then it shall be performed in such a manner and duration as to minimize turbidity and disturbance to substrates and bank or riparian vegetation.
- Any fill shall be of such composition that it will not adversely affect the biological, chemical, or physical properties of the receiving waters and/or cause violations of water quality standards. If rip-rap is utilized, it should be of such weight and size that bank stress or slump conditions will not be created because of its placement.
- If there are water supply intakes located downstream that may be affected by increased turbidity and suspended solids, the permittee shall notify the operator when such work will be done.
- Should evidence of stream pollution or jurisdictional wetland impairment and/or violations of water quality standards occur as a result of this activity (either from a spill or other forms of water pollution), the KDOW shall be notified immediately by calling (800) 928-2380.

Non-compliance with the conditions of this general certification or violation of Kentucky state water quality standards may result in civil penalties.

## GENERAL CONDITIONS FOR WATER QUALITY CERTIFICATION

1. The Kentucky Division of Water may require submission of a formal application for an Individual Certification for any project if the project has been determined to likely have a significant adverse effect upon water quality or degrade the waters of the Commonwealth so that existing uses of the water body or downstream waters are precluded.
2. Nationwide permits issued by the U.S. Army Corps of Engineers for projects in Outstanding State Resource Waters, Cold Water Aquatic Habitats, and Exceptional Waters as defined by 401 KAR 10:026 shall require individual water quality certifications.
3. Projects requiring in-stream stormwater detention/retention basins shall require individual water quality certifications.
4. Erosion and sedimentation pollution control plans and Best Management Practices must be designed, installed, and maintained in effective operating condition at all times during construction activities so that violations of state water quality standards do not occur.
5. Sediment and erosion control measures (e.g., check-dams, silt fencing, or hay bales) shall not be placed within surface waters of the Commonwealth, either temporarily or permanently, without prior approval by the Kentucky Division of Water's Water Quality Certification Section. If placement of sediment and erosion control measures in surface waters is unavoidable, placement shall not be conducted in such a manner that may cause instability of streams that are adjacent to, upstream, or downstream of the structures. All sediment and erosion control measures shall be removed and the natural grade restored prior to withdrawal from the site.
6. Measures shall be taken to prevent or control spills of fuels, lubricants, or other toxic materials used in construction from entering the watercourse.
7. To the maximum extent practicable, all in-stream work under this certification shall be performed during low flow.
8. Heavy equipment (e.g. bulldozers, backhoes, draglines, etc.), if required for this project, should not be used or operated within the stream channel. In those instances where such in-stream work is unavoidable, then it shall be performed in such a manner and duration as to minimize re-suspension of sediments and disturbance to the channel, banks, or riparian vegetation.
9. If there are water supply intakes located downstream that may be affected by increased turbidity, the permittee shall notify the operator when work will be performed.
10. Removal of existing riparian vegetation should be restricted to the minimum necessary for project construction.

11. Should stream pollution, wetland impairment, and/or violations of water quality standards occur as a result of this activity (either from a spill or other forms of water pollution), the Kentucky Division of Water shall be notified immediately by calling 800/564-2380.

## ***SPECIAL NOTE***

### **Filing of eNOI for KPDES Construction Stormwater Permit**

**County: Carter**

**Route: KY 773**

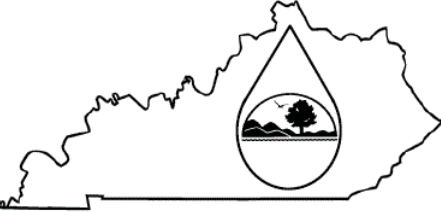
**Item No.: 9-8506.00**


**KDOW Submittal ID:** ab329213-ff81-4a2a-8312-2ad648f969ea

**Project Description: Replacement of Two Truss Bridges on KY 773  
over the Little Sandy River**

**A Notice of Intent for obtaining coverage under the Kentucky Pollutant Discharge Elimination System (KPDES) General Permit for Stormwater Discharges Associated with Construction Activities (KYR10) has been drafted, copy of which is attached. Upon award, the Contractor will be identified in Section III of the form as the “Building Contractor” and it will be submitted for approval to the Kentucky Division of Water. The Contractor shall be responsible for advancing the work in a manner that is compliant with all applicable and appropriate KYTC specifications for sediment and erosion control as well as meeting the requirements of the KYR10 permit and the KDOW.**

**If there are any questions regarding this note, please contact Director, Division of Environmental Analysis, TCOB, 200 Mero Street, Frankfort, KY 40622, Phone: (502) 564-7250.**

	<h2 style="text-align: center;">KENTUCKY POLLUTION DISCHARGE ELIMINATION SYSTEM (KPDES)</h2> <p style="text-align: center;">Notice of Intent (NOI) for coverage of Storm Water Discharge Associated with Construction Activities Under the KPDES Storm Water General Permit KYR100000</p> <p style="text-align: center;"> <a href="#">Click here for Instructions (Controls/KPDES_FormKYR10_Instructions.htm)</a>                  Click here to obtain information and a copy of the KPDES General Permit. (<a href="http://dep.ky.gov/formslibrary/Documents/KYR10PermitPage.pdf">http://dep.ky.gov/formslibrary/Documents/KYR10PermitPage.pdf</a>)                  (*) indicates a required field; (✓) indicates a field may be required based on user input or is an optionally required field             </p>
---	--

Reason for Submittal:(*) Application for New Permit Coverage ▼	Agency Interest ID: Agency Interest ID	Permit Number:(✓) KPDES Permit Number
If change to existing permit coverage is requested, describe the changes for which modification of coverage is being sought:(✓) <input style="width: 100%;" type="text"/>		
<b>ELIGIBILITY:</b> Stormwater discharges associated with construction activities disturbing individually one (1) acre or more, including, in the case of a common plan of development, contiguous construction activities that cumulatively equal one (1) acre or more of disturbance.		
<b>EXCLUSIONS:</b> The following are excluded from coverage under this general permit: 1) Are conducted at or on properties that have obtained an individual KPDES permit for the discharge of other wastewaters which requires the development and implementation of a Best Management Practices (BMP) plan; 2) Any operation that the DOW determines an individual permit would better address the discharges from that operation; 3) Any project that discharges to an Impaired Water listed in the most recent Integrated Report, §305(b) as impaired for sediment and for which an approved TMDL has been developed.		
<b>SECTION I -- FACILITY OPERATOR INFORMATION (PERMITTEE)</b>		
Company Name:(✓) Kentucky Transportation Cabinet - D9 Flemingsburg	First Name:(✓) Bart	M.I.: B
		Last Name:(✓) Bryant, P.E., C.D.E.
Mailing Address:(*) 822 Elizaville Road; P.O. Box 347	City:(*) Flemingsburg	State:(*) Kentucky ▼
		Zip:(*) 41041
eMail Address:(*) bart.bryant@ky.gov	Business Phone:(*) 606-845-2551	Alternate Phone: Phone
<b>SECTION II -- GENERAL SITE LOCATION INFORMATION</b>		
Project Name:(*) Carter County; KY 773 Bridge Replacements; Item No. 9-8506	Status of Owner/Operator(*) State Government ▼	SIC Code(*) 1622 Bridge, Tunnel, and I ▼
Company Name:(✓) Kentucky Transportation Cabinet - D9 Flemingsburg	First Name:(✓) Bart	M.I.: B
		Last Name:(✓) Bryant, P.E., C.D.E.
Site Physical Address:(*) KY 773 Bridges over the Little Sandy River		
City:(*) Grayson	State:(*) Kentucky ▼	Zip:(*) 41143
County:(*) Carter ▼	Latitude(decimal degrees)(*)DMS to DD Converter ( <a href="https://www.fcc.gov/media/radio/dms-decimal">https://www.fcc.gov/media/radio/dms-decimal</a> ) 38.300564	Longitude(decimal degrees)(*) -82.948141
<b>SECTION III -- SPECIFIC SITE ACTIVITY INFORMATION</b> 		
Project Description:(*) Replacement of Two Truss Bridges on KY 773 over the Little Sandy River		
a. For single projects provide the following information		
Total Number of Acres in Project:(✓)	Total Number of Acres Disturbed:(✓)	

18.5	18.5				
Anticipated Start Date:(✓) <input style="width:95%;" type="text"/>	Anticipated Completion Date:(✓) <input style="width:95%;" type="text"/>				
b. For common plans of development provide the following information					
Total Number of Acres in Project:(✓) # Acre(s) <input style="width:95%;" type="text"/>	Total Number of Acres Disturbed:(✓) # Acre(s) <input style="width:95%;" type="text"/>				
Number of individual lots in development, if applicable:(✓) # lot(s) <input style="width:95%;" type="text"/>	Number of lots in development:(✓) # lot(s) <input style="width:95%;" type="text"/>				
Total acreage of lots intended to be developed:(✓) Project Acres <input style="width:95%;" type="text"/>	Number of acres intended to be disturbed at any one time:(✓) Disturbed Acres <input style="width:95%;" type="text"/>				
Anticipated Start Date:(✓) <input style="width:95%;" type="text"/>	Anticipated Completion Date:(✓) <input style="width:95%;" type="text"/>				
List Building Contractor(s) at the time of Application:(*)					
<table border="1" style="width:100%; border-collapse: collapse;"> <thead> <tr> <th style="width:5%;">+</th> <th style="width:65%;">Company Name</th> </tr> </thead> <tbody> <tr> <td style="height: 150px;"> </td> <td> </td> </tr> </tbody> </table>		+	Company Name		
+	Company Name				

SECTION IV -- IF THE PERMITTED SITE DISCHARGES TO A WATER BODY THE FOLLOWING INFORMATION IS REQUIRED [?](#)

Discharge Point(s):

	Unnamed Tributary?	Latitude	Longitude	Receiving Water Name	Delete
1	No	38.2958333	-82.946667	Little Sandy River	Delete
2	No	38.2963889	-82.946389	Little Sandy River	Delete
3	No	38.2966667	-82.946389	Little Sandy River	Delete
4	No	38.2969444	-82.946944	Little Sandy River	Delete
5	No	38.2983333	-82.946389	Little Sandy River	Delete
6	No	38.2988889	-82.946667	Little Sandy River	Delete
7	No	38.2997222	-82.948056	Little Sandy River	Delete
8	No	38.3000000	-82.947500	Little Sandy River	Delete
9	No	38.3005556	-82.948889	Little Sandy River	Delete
10	No	38.3011111	-82.948611	Little Sandy River	Delete

SECTION V -- IF THE PERMITTED SITE DISCHARGES TO A MS4 THE FOLLOWING INFORMATION IS REQUIRED [?](#)

Name of MS4: <input style="width:95%;" type="text"/>							
Date of application/notification to the MS4 for construction site permit coverage: Date <input style="width:95%;" type="text"/>	Discharge Point(s):(*) <table border="1" style="width:100%; border-collapse: collapse;"> <thead> <tr> <th style="width:5%;">+</th> <th style="width:30%;">Latitude</th> <th style="width:30%;">Longitude</th> </tr> </thead> <tbody> <tr> <td style="height: 100px;"> </td> <td> </td> <td> </td> </tr> </tbody> </table>	+	Latitude	Longitude			
+	Latitude	Longitude					

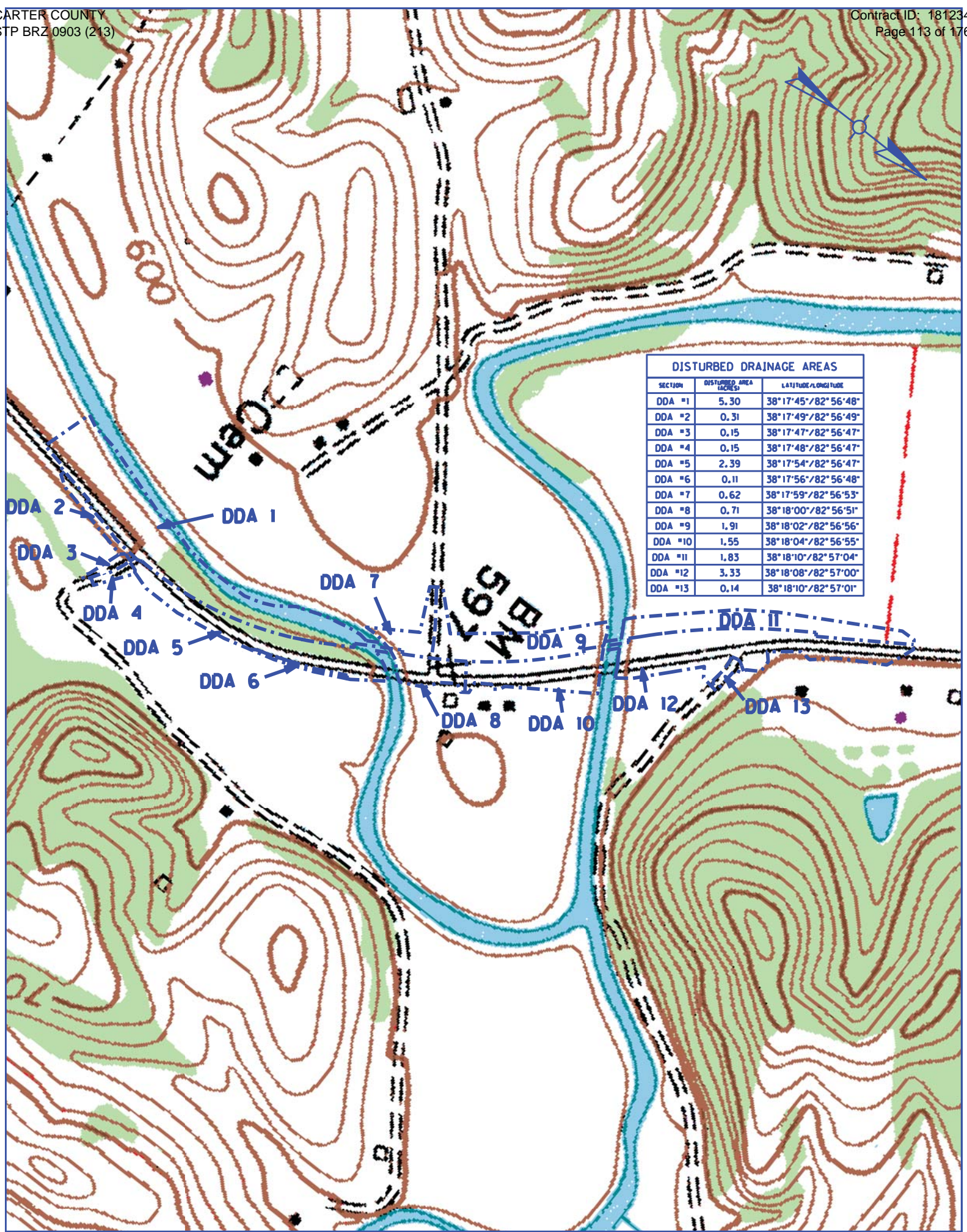
SECTION VI -- WILL THE PROJECT REQUIRE CONSTRUCTION ACTIVITIES IN A WATER BODY OR THE RIPARIAN ZONE?

Will the project require construction activities in a water body or the riparian zone?:(*)	Yes <input style="width:95%;" type="text"/>
If Yes, describe scope of activity: (✓)	Two bridges will be replaced and the existing structures will be remov <input style="width:95%;" type="text"/>
Is a Clean Water Act 404 permit required?:(*)	Yes <input style="width:95%;" type="text"/>
Is a Clean Water Act 401 Water Quality Certification required?:(*)	Yes <input style="width:95%;" type="text"/>

SECTION VII -- NOI PREPARER INFORMATION

First Name: (*) Karen	M.I.: L	Last Name: (*) Mynhier	Company Name: (*) Kentucky Transporation Cabinet - D9 Flemingsburg	
Mailing Address: (*) 822 Elizaville Road; P.O. Box 347		City: (*) Flemingsburg	State: (*) Kentucky	Zip: (*) 41041
eMail Address: (*) karen.mynhier@ky.gov		Business Phone: (*) 606-845-2551	Alternate Phone: Phone	
SECTION VIII -- ATTACHMENTS				
Facility Location Map: (*)		Upload file		
Supplemental Information:		Upload file		
SECTION IX -- CERTIFICATION				
<p>I certify under penalty of law that this document and all attachments were prepared under my direction or supervision in accordance with a system designed to assure that qualified personnel properly gather and evaluate the information submitted. Based on my inquiry of the person or persons who manage the system, or those persons directly responsible for gathering the information submitted is, to the best of my knowledge and belief, true, accurate, and complete. I am aware that there are significant penalties for submitting false information, including the possibility of fine and imprisonment for knowing violations.</p>				
Signature: (*) Signature		Title: (*) Title		
First Name: (*) First Name	M.I.: MI	Last Name: (*) Last Name		
eMail Address: (*) eMail Address	Business Phone: (*) Phone	Alternate Phone: Phone	Signature Date: (*) Date	
<p>Click to Save Values for Future Retrieval    Click to Submit to DEP</p>				





DISTURBED DRAINAGE AREAS		
SECTION	DISTURBED AREA ACRES	LATITUDE/LONGITUDE
DDA #1	5.30	38°17'45"/82°56'48"
DDA #2	0.31	38°17'49"/82°56'49"
DDA #3	0.15	38°17'47"/82°56'47"
DDA #4	0.15	38°17'48"/82°56'47"
DDA #5	2.39	38°17'54"/82°56'47"
DDA #6	0.11	38°17'56"/82°56'48"
DDA #7	0.62	38°17'59"/82°56'53"
DDA #8	0.71	38°18'00"/82°56'51"
DDA #9	1.91	38°18'02"/82°56'56"
DDA #10	1.55	38°18'04"/82°56'55"
DDA #11	1.83	38°18'10"/82°57'04"
DDA #12	3.33	38°18'08"/82°57'00"
DDA #13	0.14	38°18'10"/82°57'01"



KyTC BMP Plan for Project CID ## - #####



## **Kentucky Transportation Cabinet**

**Highway District \_9\_ (1)**

**And**

\_\_\_\_\_ **(2), Construction**

**Kentucky Pollutant Discharge Elimination System  
Permit KYR10  
Best Management Practices (BMP) plan**

**Groundwater protection plan**

**For Highway Construction Activities**

**For**

**[Carter County; KY 773  
Replacement of Two Truss Bridges on KY 773  
over the Little Sandy River  
Item No. 9-8506.00](1)**

**Project: CID ## - #####**

KPDES BMP Plan Page 1 of 14

## KyTC BMP Plan for Project CID ## - ####

### Project information

Note – (1) = Design (2) = Construction (3) = Contractor

1. Owner – Kentucky Transportation Cabinet, District \_9\_ (1)
2. Resident Engineer: (2)
3. Contractor name: (2)  
Address: (2)  
  
Phone number: (2)  
Contact: (2)  
Contractors agent responsible for compliance with the KPDES permit requirements (3):
4. Project Control Number (2)
5. Route (Address) KY 773 (1)
6. Latitude/Longitude (project mid-point) 38/18/00, -82/56/51 (1)
7. County (project mid-point) Carter (1)
8. Project start date (date work will begin): (2)
9. Projected completion date: (2)

## KyTC BMP Plan for Project CID ## - ####

### A. Site description:

1. Nature of Construction Activity (from letting project description)  
Replacement of Two Truss Bridges on KY 773 over the Little Sandy River  
(1)
2. Order of major soil disturbing activities (2) and (3)
3. Projected volume of material to be moved 126,739 cu yd (1)
4. Estimate of total project area (acres) 18.5 (1)
5. Estimate of area to be disturbed (acres) 18.5 (1)
6. Post construction runoff coefficient will be included in the project drainage folder. Persons needing information pertaining to the runoff coefficient will contact the resident engineer to request this information.(1)
7. Data describing existing soil condition The Geotechnical Report states that the soils are very permeable. (1) & (2)
8. Data describing existing discharge water quality (if any) None known.(1) & (2)
9. Receiving water name Little Sandy River(1)
10. TMDLs and Pollutants of Concern in Receiving Waters: The KDOW does not show any TMDLs for Little Sandy River. Additionally, Little Sandy River does not appear on the 303(d) list of impaired waters.(1 DEA)
11. Site map – Project layout sheet plus the erosion control sheets in the project plans that depict Disturbed Drainage Areas (DDAs) and related information. These sheets depict the existing project conditions with areas delineated by DDA (drainage area bounded by watershed breaks and right of way limits), the storm water discharge locations (either as a point discharge or as overland flow) and the areas that drain to each discharge point. These plans define the limits of areas to be disturbed and the location of control measures. Controls will be either site specific as designated by the designer or will be annotated by the contractor and resident engineer before disturbance commences. The project layout sheet shows the surface waters and wetlands.

## KyTC BMP Plan for Project CID ## - ####

### 12. Potential sources of pollutants:

The primary source of pollutants is solids that are mobilized during storm events. Other sources of pollutants include oil/fuel/grease from servicing and operating construction equipment, concrete washout water, sanitary wastes and trash/debris. (3)

## B. Sediment and Erosion Control Measures:

1. Plans for highway construction projects will include erosion control sheets that depict Disturbed Drainage Areas (DDAs) and related information. These plan sheets will show the existing project conditions with areas delineated by DDA within the right of way limits, the discharge points and the areas that drain to each discharge point. Project managers and designers will analyze the DDAs and identify Best Management Practices (BMPs) that are site specific. The balance of the BMPs for the project will be listed in the bid documents for selection and use by the contractor on the project with approval by the resident engineer.

Projects that do not have DDAs annotated on the erosion control sheets will employ the same concepts for development and managing BMP plans.

2. Following award of the contract, the contractor and resident engineer will annotate the erosion control sheets showing location and type of BMPs for each of the DDAs that will be disturbed at the outset of the project. This annotation will be accompanied by an order of work that reflects the order or sequence of major soil moving activities. The remaining DDAs are to be designated as "Do Not Disturb" until the contractor and resident engineer prepare the plan for BMPs to be employed. The initial BMP's shall be for the first phase (generally Clearing and Grubbing) and shall be modified as needed as the project changes phases. The BMP Plan will be modified to reflect disturbance in additional DDA's as the work progresses. All DDA's will have adequate BMP's in place before being disturbed.
3. As DDAs are prepared for construction, the following will be addressed for the project as a whole or for each DDA as appropriate:
  - Construction Access – This is the first land-disturbing activity. As soon as construction begins, bare areas will be stabilized with gravel and temporary mulch and/or vegetation.

## KyTC BMP Plan for Project CID ## - #####

- At the beginning of the project, all DDAs for the project will be inspected for areas that are a source of storm water pollutants. Areas that are a source of pollutants will receive appropriate cover or BMPs to arrest the introduction of pollutants into storm water. Areas that have not been opened by the contractor will be inspected periodically (once per month) to determine if there is a need to employ BMPs to keep pollutants from entering storm water.
- Clearing and Grubbing – The following BMP's will be considered and used where appropriate.
  - Leaving areas undisturbed when possible.
  - Silt basins to provide silt volume for large areas.
  - Silt Traps Type A for small areas.
  - Silt Traps Type C in front of existing and drop inlets which are to be saved
  - Diversion ditches to catch sheet runoff and carry it to basins or traps or to divert it around areas to be disturbed.
  - Brush and/or other barriers to slow and/or divert runoff.
  - Silt fences to catch sheet runoff on short slopes. For longer slopes, multiple rows of silt fence may be considered.
  - Temporary Mulch for areas which are not feasible for the fore mentioned types of protections.
  - Non-standard or innovative methods.
- Cut & Fill and placement of drainage structures - The BMP Plan will be modified to show additional BMP's such as:
  - Silt Traps Type B in ditches and/or drainways as they are completed
  - Silt Traps Type C in front of pipes after they are placed
  - Channel Lining
  - Erosion Control Blanket
  - Temporary mulch and/or seeding for areas where construction activities will be ceased for 21 days or more.
  - Non-standard or innovative methods
- Profile and X-Section in place – The BMP Plan will be modified to show elimination of BMP's which had to be removed and the addition of new BMP's as the roadway was shaped. Probably changes include:
  - Silt Trap Type A, Brush and/or other barriers, Temporary Mulch, and any other BMP which had to be removed for final grading to take place.
  - Additional Silt Traps Type B and Type C to be placed as final drainage patterns are put in place.
  - Additional Channel Lining and/or Erosion Control Blanket.
  - Temporary Mulch for areas where Permanent Seeding and Protection cannot be done within 21 days.
  - Special BMP's such as Karst Policy

## KyTC BMP Plan for Project CID ## - ####

- Finish Work (Paving, Seeding, Protect, etc.) – A final BMP Plan will result from modifications during this phase of construction. Probably changes include:
  - Removal of Silt Traps Type B from ditches and drainways if they are protected with other BMP's which are sufficient to control erosion, i.e. Erosion Control Blanket or Permanent Seeding and Protection on moderate grades.
  - Permanent Seeding and Protection
  - Placing Sod
  - Planting trees and/or shrubs where they are included in the project
- BMP's including Storm Water Management Devices such as velocity dissipation devices and Karst policy BMP's to be installed during construction to control the pollutants in storm water discharges that will occur after construction has been completed are : None. (1)

### **C. Other Control Measures**

1. No solid materials, including building materials, shall be discharged to waters of the commonwealth, except as authorized by a Section 404 permit.
2. Waste Materials

All waste materials that may leach pollutants (paint and paint containers, caulk tubes, oil/grease containers, liquids of any kind, soluble materials, etc.) will be collected and stored in appropriate covered waste containers. Waste containers shall be removed from the project site on a sufficiently frequent basis as to not allow wastes to become a source of pollution. All personnel will be instructed regarding the correct procedure for waste disposal. Wastes will be disposed in accordance with appropriate regulations. Notices stating these practices will be posted in the office.

3. Hazardous Waste

All hazardous waste materials will be managed and disposed of in the manner specified by local or state regulation. The contractor shall notify the Section Engineer if there any hazardous wastes being generated at the project site and how these wastes are being managed. Site personnel will be instructed with regard to proper storage and handling of hazardous wastes when required. The Transportation Cabinet will file for generator, registration when appropriate, with the Division of Waste Management and advise the contractor regarding waste management requirements.

## KyTC BMP Plan for Project CID ## - #####

### 4. Spill Prevention

The following material management practices will be used to reduce the risk of spills or other exposure of materials and substances to the weather and/or runoff.

#### ➤ **Good Housekeeping:**

The following good housekeeping practices will be followed onsite during the construction project.

- An effort will be made to store only enough product required to do the job
- All materials stored onsite will be stored in a neat, orderly manner in their appropriate containers and, if possible, under a roof or other enclosure
- Products will be kept in their original containers with the original manufacturer's label
- Substances will not be mixed with one another unless recommended by the manufacturer
- Whenever possible, all of the product will be used up before disposing of the container
- Manufacturers' recommendations for proper use and disposal will be followed
- The site contractor will inspect daily to ensure proper use and disposal of materials onsite

#### ➤ **Hazardous Products:**

These practices will be used to reduce the risks associated with any and all hazardous materials.

- Products will be kept in original containers unless they are not resealable
- Original labels and material safety data sheets (MSDS) will be reviewed and retained
- Contractor will follow procedures recommended by the manufacturer when handling hazardous materials
- If surplus product must be disposed of, manufacturers' or state/local recommended methods for proper disposal will be followed

**The following product-specific practices will be followed onsite:**

#### ➤ **Petroleum Products:**



## KyTC BMP Plan for Project CID ## - #####

Vehicles and equipment that are fueled and maintained on site will be monitored for leaks, and receive regular preventative maintenance to reduce the chance of leakage. Petroleum products onsite will be stored in tightly sealed containers, which are clearly labeled and will be protected from exposure to weather.

The contractor shall prepare an Oil Pollution Spill Prevention Control and Countermeasure plan when the project that involves the storage of petroleum products in 55 gallon or larger containers with a total combined storage capacity of 1,320 gallons. This is a requirement of 40 CFR 112.

This project (will / will not) (3) have over 1,320 gallons of petroleum products with a total capacity, sum of all containers 55 gallon capacity and larger.

### ➤ **Fertilizers:**

Fertilizers will be applied at rates prescribed by the contract, standard specifications or as directed by the resident engineer. Once applied, fertilizer will be covered with mulch or blankets or worked into the soil to limit exposure to storm water. Storage will be in a covered shed. The contents of any partially used bags of fertilizer will be transferred to a sealable plastic bin to avoid spills.

### ➤ **Paints:**

All containers will be tightly sealed and stored indoors or under roof when not being used. Excess paint or paint wash water will not be discharged to the drainage or storm sewer system but will be properly disposed of according to manufacturers' instructions or state and local regulations.

### ➤ **Concrete Truck Washout:**

Concrete truck mixers and chutes will not be washed on pavement, near storm drain inlets, or within 75 feet of any ditch, stream, wetland, lake, or sinkhole. Where possible, excess concrete and wash water will be discharged to areas prepared for pouring new concrete, flat areas to be paved that are away from ditches or drainage system features, or other locations that will not drain off site. Where this approach is not possible, a shallow earthen wash basin will be excavated away from ditches to receive the wash water

### ➤ **Spill Control Practices**

In addition to the good housekeeping and material management practices discussed in the previous sections of this plan, the following practices will be followed for spill prevention and cleanup:

## KyTC BMP Plan for Project CID ## - #####

- Manufacturers' recommended methods for spill cleanup will be clearly posted. All personnel will be made aware of procedures and the location of the information and cleanup supplies.
- Materials and equipment necessary for spill cleanup will be kept in the material storage area. Equipment and materials will include as appropriate, brooms, dust pans, mops, rags, gloves, oil absorbents, sand, sawdust, and plastic and metal trash containers.
- All spills will be cleaned up immediately after discovery.
- The spill area will be kept well ventilated and personnel will wear appropriate protective clothing to prevent injury from contact with a hazardous substance.
- Spills of toxic or hazardous material will be reported to the appropriate state/local agency as required by KRS 224 and applicable federal law.
- The spill prevention plan will be adjusted as needed to prevent spills from reoccurring and improve spill response and cleanup.
- Spills of products will be cleaned up promptly. Wastes from spill clean up will be disposed in accordance with appropriate regulations.

### **D. Other State and Local Plans**

This BMP plan shall include any requirements specified in sediment and erosion control plans, storm water management plans or permits that have been approved by other state or local officials. Upon submittal of the NOI, other requirements for surface water protection are incorporated by reference into and are enforceable under this permit (even if they are not specifically included in this BMP plan). This provision does not apply to master or comprehensive plans, non-enforceable guidelines or technical guidance documents that are not identified in a specific plan or permit issued for the construction site by state or local officials. None known. (1)

### **E. Maintenance**

1. The BMP plan shall include a clear description of the maintenance procedures necessary to keep the control measures in good and effective operating condition.
- Maintenance of BMPs during construction shall be a result of weekly and post rain event inspections with action being taken by the contractor to correct deficiencies.
  - Post Construction maintenance will be a function of normal highway maintenance operations. Following final project acceptance by the cabinet, district highway crews will be responsible for identification and correction of deficiencies regarding ground cover and cleaning of storm water BMPs. The project manager shall identify any BMPs that will be for

## KyTC BMP Plan for Project CID ## - ####

the purpose of post construction storm water management with specific guidance for any non-routine maintenance. None. (1)

### F. Inspections

Inspection and maintenance practices that will be used to maintain erosion and sediment controls:

- All erosion prevention and sediment control measures will be inspected at least once each week and following any rain of one-half inch or more.
- Inspections will be conducted by individuals that have successfully completed the KEPSC-RI course as required by Section 213.02.02 of the Standard Specifications for Road and Bridge Construction, current edition.
- Inspection reports will be written, signed, dated, and kept on file.
- Areas at final grade will be seeded and mulched within 14 days.
- Areas that are not at final grade where construction has ceased for a period of 21 days or longer and soil stock piles shall receive temporary mulch no later than 14 days from the last construction activity in that area.
- All measures will be maintained in good working order; if a repair is necessary, it will be initiated within 24 hours of being reported.
- Built-up sediment will be removed from behind the silt fence before it has reached halfway up the height of the fence.
- Silt fences will be inspected for bypassing, overtopping, undercutting, depth of sediment, tears, and to ensure attachment to secure posts.
- Sediment basins will be inspected for depth of sediment, and built-up sediment will be removed when it reaches 50 percent of the design capacity and at the end of the job.
- Diversion dikes and berms will be inspected and any breaches promptly repaired. Areas that are eroding or scouring will be repaired and re-seeded / mulched as needed.
- Temporary and permanent seeding and mulching will be inspected for bare spots, washouts, and healthy growth. Bare or eroded areas will be repaired as needed.
- All material storage and equipment servicing areas that involve the management of bulk liquids, fuels, and bulk solids will be inspected weekly for conditions that represent a release or possible release of pollutants to the environment.

## KyTC BMP Plan for Project CID ## - ####

### G. Non – Storm Water discharges

It is expected that non-storm water discharges may occur from the site during the construction period. Examples of non-storm water discharges include:

- Water from water line flushings.
- Water form cleaning concrete trucks and equipment.
- Pavement wash waters (where no spills or leaks of toxic or hazardous materials have occurred).
- Uncontaminated groundwater and rain water (from dewatering during excavation).

All non-storm water discharges will be directed to the sediment basin or to a filter fence enclosure in a flat vegetated infiltration area or be filtered via another approved commercial product.

### H. Groundwater Protection Plan (3)

This plan serves as the groundwater protection plan as required by 401 KAR 5:037.

- Contractors statement: (3)

The following activities, as enumerated by 401 KAR 5:037 Section 2 that require the preparation and implementation of a groundwater protection plan, will or may be may be conducted as part of this construction project:

\_\_\_\_\_ 2. (e) land treatment or land disposal of a pollutant;

\_\_\_\_\_ 2. (f) Storing, ..., or related handling of hazardous waste, solid waste or special waste, ..., in tanks, drums, or other containers, or in piles, (This does not include wastes managed in a container placed for collection and removal of municipal solid waste for disposal off site);

\_\_\_\_\_ 2. (g) .... Handling of materials in bulk quantities (equal or greater than 55 gallons or 100 pounds net dry weight transported held in an individual container) that, if released to the environment, would be a pollutant;

\_\_\_\_\_ 2. (j) Storing or related handling of road oils, dust suppressants, ....., at a central location;

## KyTC BMP Plan for Project CID ## - #####

\_\_\_\_\_ 2. (k) Application or related handling of road oils, dust suppressants or deicing materials, (does not include use of chloride-based deicing materials applied to roads or parking lots);

\_\_\_\_\_ 2. (m) Installation, construction, operation, or abandonment of wells, bore holes, or core holes, (this does not include bore holes for the purpose of explosive demolition);

Or, check the following only if there are no qualifying activities

\_\_\_\_\_ There are no activities for this project as listed in 401 KAR 5:037 Section 2 that require the preparation and implementation of a groundwater protection plan.

The contractor is responsible for the preparation of a plan that addresses the

401 KAR 5:037 Section 3. (3) Elements of site specific groundwater protection plan:

- (a) General information about this project is covered in the Project information;
- (b) Activities that require a groundwater protection plan have been identified above;
- (c) Practices that will protect groundwater from pollution are addressed in section C. Other control measures.
- (d) Implementation schedule – all practices required to prevent pollution of groundwater are to be in place prior to conducting the activity;
- (e) Training is required as a part of the ground water protection plan. All employees of the contractor, sub-contractor and resident engineer personnel will be trained to understand the nature and requirements of this plan as they pertain to their job function(s). Training will be accomplished within one week of employment and annually thereafter. A record of training will be maintained by the contractor with a copy provide to the resident engineer.
- (f) Areas of the project and groundwater plan activities will be inspected as part of the weekly sediment and erosion control inspections
- (g) Certification (see signature page.)

KyTC BMP Plan for Project CID ## - ####

Contractor and Resident Engineer Plan certification

The contractor that is responsible for implementing this BMP plan is identified in the Project Information section of this plan.

The following certification applies to all parties that are signatory to this BMP plan:

I certify under penalty of law that this document and all attachments were prepared under my direction or supervision in accordance with a system designed to assure that qualified personnel properly gathered and evaluated the information submitted. Based on my inquiry of the person or persons who manage the system, or those persons directly responsible for gathering the information, the information submitted is, to the best of my knowledge and belief, true, accurate, and complete. I am aware that there are significant penalties for submitting false information, including the possibility of fine and imprisonment for knowing violations. Further, this plan complies with the requirements of 401 KAR 5:037. By this certification, the undersigned state that the individuals signing the plan have reviewed the terms of the plan and will implement its provisions as they pertain to ground water protection.

Resident Engineer and Contractor Certification:

(2) Resident Engineer signature

Signed \_\_\_\_\_ title \_\_\_\_\_, \_\_\_\_\_ signature  
                                Typed or printed name<sup>2</sup>

(3) Signed \_\_\_\_\_ title \_\_\_\_\_, \_\_\_\_\_ signature  
                                Typed or printed name<sup>1</sup>

1. Contractors Note: to be signed by a person who is the owner, a responsible corporate officer, a general partner or the proprietor or a person designated to have the authority to sign reports by such a person in accordance with 401 KAR 5:060 Section 9. This delegation shall be in writing to: Manager, KPDES Branch, Division of Water, 14 Reilly Road, Frankfort Kentucky 40601. Reference the Project Control Number (PCN) and KPDES number when one has been issued.

2. KyTC note: to be signed by the Chief District Engineer or a person designated to have the authority to sign reports by such a person (usually the resident engineer) in accordance with 401 KAR 5:060 Section 9. This delegation shall be in writing to: Manager, KPDES Branch, Division of Water, 14 Reilly Road, Frankfort Kentucky 40601 Reference the Project Control Number (PCN) and KPDES number when one has been issued.



**PART II**  
**SPECIFICATIONS AND STANDARD DRAWINGS**



### **SPECIFICATIONS REFERENCE**

Any reference in the plans or proposal to previous editions of the *Standard Specifications for Road and Bridge Construction* and *Standard Drawings* are superseded by *Standard Specifications for Road and Bridge Construction, Edition of 2012* and *Standard Drawings, Edition of 2016*.

## **SUPPLEMENTAL SPECIFICATIONS**

The contractor shall use the Supplemental Specifications that are effective at the time of letting.  
The Supplemental Specifications can be found at the following link:

<http://transportation.ky.gov/Construction/Pages/Kentucky-Standard-Specifications.aspx>

## SPECIAL NOTE FOR TURF REINFORCING MAT

**1.0 DESCRIPTION.** Install turf reinforcement mat at locations specified in the Contract or as the Engineer directs. Section references herein are to the Department's 2012 Standard Specifications for Road and Bridge Construction.

### 2.0 MATERIALS.

**2.1 Turf Reinforcement Mat (TRM).** Use a Turf Reinforcement Mat defined as permanent rolled erosion control product composed of non-degradable synthetic fibers, filaments, nets, wire mesh and/or other elements, processed into a three-dimensional matrix of sufficient thickness and from the Department's List of Approved Materials. Mats must be 100% UV stabilized materials. For TRMs containing degradable components, all physical property values must be obtained on the non-degradable portion of the matting exclusively. Ensure product labels clearly show the manufacturer or supplier name, style name, and roll number. Ensure labeling, shipment and storage follows ASTM D-4873. The Department will require manufacturer to provide TRMs that are machine constructed web of mechanically or melt bonded nondegradable fibers entangled to form a three dimensional matrix. The Department will require all long term performance property values in table below to be based on non degradable portion of the matting alone. Approved methods include polymer welding, thermal or polymer fusion, or placement of fibers between two high strength biaxially oriented nets mechanically bound by parallel stitching with polyolefin thread. Ensure that mats designated in the plans as Type 4 mats, are not to be manufactured from discontinuous or loosely held together by stitching or glued netting or composites. Type 4 mats shall be composed of geosynthetic matrix that exhibits a very high interlock and reinforcement capacities with both soil and root systems and with high tensile modulus. The Department will require manufacturer to use materials chemically and biologically inert to the natural soil environments conditions. Ensure the blanket is smolder resistant without the use of chemical additives. When stored, maintain the protective wrapping and elevate the mats off the ground to protect them from damage. The Department will not specify these materials for use in heavily acidic coal seam areas or other areas with soil problems that would severally limit vegetation growth.

- A) Dimensions. Ensure TRMs are furnished in strips with a minimum width of 4 feet and length of 50 feet.
- B) Weight. Ensure that all mat types have a minimum mass per unit area of 7 ounces per square yard according to ASTM D 6566.
- C) Performance Testing: The Department will require AASHTO's NTPEP index testing. The Department will also require the manufacturer to perform internal MARV testing at a Geosynthetic Accreditation Institute – Laboratory Accreditation Program (GAI-LAP) accredited laboratory for tensile strength, tensile elongation, mass per unit area, and thickness once every 24,000 yds of production or whatever rate is required to ensure 97.7% confidence under ASTM D4439& 4354. The Department will require Full scale testing for slope and channel applications shear stress shall be done under ASTM D 6459, ASTM D 6460-07 procedures.

### 2.2 Classifications

The basis for selection of the type of mat required will be based on the long term shear stress level of the mat of the channel in question or the degree of slope to protect and will be designated in the contract. The Type 4 mats are to be used at structural backfills protecting critical

structures, utility cuts, areas where vehicles may be expected to traverse the mat, channels with large heavy drift, and where higher factors of safety, very steep slopes and/or durability concerns are needed as determined by project team and designer and will be specified in the plans by designer.

Turf Reinforcement Matting					
Properties <sup>1</sup>	Type 1	Type 2	Type 3	Type 4	Test Method
Minimum tensile Strength lbs/ft	125	150	175	3000 by 1500	ASTM D6818 <sup>2</sup>
UV stability (minimum % tensile retention)	80	80	80	90	ASTM D4355 <sup>3</sup> (1000-hr exposure)
Minimum thickness (inches)	0.25	0.25	0.25	0.40	ASTM D6525
Slopes applications	2H:1V or flatter	1.5H:1V or flatter	1H:1V or flatter	1 H: 1V or greater	
Shear stress lbs/ft <sup>2</sup> Channel applications	6.0 <sup>4</sup>	8.0 <sup>4</sup>	10.0 <sup>4</sup>	12.0 <sup>4</sup>	ASTM D6459 ASTM D6460-07

<sup>1</sup> For TRMs containing degradable components, all physical property values must be obtained on the non-degradable portion of the matting alone.

<sup>2</sup>Minimum Average Roll Values for tensile strength of sample material machine direction.

<sup>3</sup>Tensile Strength percentage retained after stated 1000 hr duration of exposure under ASTM D4355 testing. Based on nondegradable components exclusively.

<sup>4</sup>Maximum permissible shear design values based on short-term (0.5 hr) vegetated data obtained by full scale flume testing ASTM D6459, D6460-07. Based on nondegradable components exclusively. Testing will be done at Independent Hydraulics Facility such as Colorado State University hydraulics laboratory, Utah State University hydraulics laboratory, Texas Transportation Institute (TTI) hydraulics and erosion control laboratory.

### 2.3 Quality Assurance Sampling, Testing, and Acceptance

- A) Provide TRM listed on the Department’s List of Approved Materials. Prior to inclusion on the LAM, the manufacturer of TRM must meet the physical and performance criteria as outlined in the specification and submit a Letter Certifying compliance of the product under the above ASTM testing procedures and including a copy of report from Full Scale Independent Hydraulics Facility that Fully Vegetated Shear Stress meets shear stress requirements tested under D6459 and D6460-07.
- B) Contractors will provide a Letter of Certification from Manufacturer stating the product name, manufacturer, and that the product MARV product unit testing results meets Department criteria. Provide Letters once per project and for each product.
- C) Acceptance shall be in accordance with ASTM D-4759 based on testing performed by a Geosynthetic Accreditation Institute – Laboratory Accreditation Program (GAI-LAP) accredited laboratory using Procedure A of ASTM D-4354.

Current mats meeting the above criteria are shown on the Department's List of Approved Materials.

**2.4 Fasteners.** When the mat manufacturer does not specify a specific fastener, use steel wire U-shaped staples with a minimum diameter of 0.09 inches (11 gauge), a minimum width of one inch and a minimum length of 12 inches. Use a heavier gauge when working in rocky or clay soils and longer lengths in sandy soils as directed by Engineer or Manufacturer's Representative. Provide staples with colored tops when requested by the Engineer.

**3.0 CONSTRUCTION.** When requested by the Engineer, provide a Manufacturer's Representative on-site to oversee and approve the initial installation of the mat. When requested by the Engineer, provide a letter from the Manufacturer approving the installation. When there is a conflict between the Department's criteria and the Manufacturer's criteria, construct using the more restrictive. The Engineer and Manufacturer's Representative must approve all alternate installation methods prior to execution. Construct according to the Manufacturer's recommendations and the following as minimum installation technique:

**3.1 Site Preparation.** Grade areas to be treated with matting and compact. Remove large rocks, soil clods, vegetation, roots, and other sharp objects that could keep the mat from intimate contact with subgrade. Prepare seedbed by loosening the top 2 to 3 inch of soil.

**3.2 Installation.** Install mats according to Standard Drawing Sepias "Turf Mat Channel Installation" and "Turf Mat Slope Installation." Install mats at the specified elevation and alignment. Anchor the mats with staples with a minimum length of 12 inches. Use longer anchors for installations in sandy, loose, or wet soils as directed by the Engineer or Manufacturer's Representative. The mat should be in direct contact with the soil surface.

**4.0 MEASUREMENT.** The Department will measure the quantity of Turf Reinforcement Mat by the square yard of surface covered. The Department will not measure preparation of the bed, providing a Manufacturer's Representative, topsoil, or seeding for payment and will consider them incidental to the Turf Reinforcement Mat. The Department will not measure any reworking of slopes or channels for payment as it is considered corrective work and incidental to the Turf Reinforcement Mat. Seeding and protection will be an incidental item.

**5.0 PAYMENT.** The Department will make payment for the completed and accepted quantities under the following:

<u>Code</u>	<u>Pay Item</u>	<u>Pay Unit</u>
23274EN11F	Turf Reinforcement Mat 1	Square Yard
23275EN11F	Turf Reinforcement Mat 2	Square Yard
23276EN11F	Turf Reinforcement Mat 3	Square Yard
23277EN11F	Turf Reinforcement Mat 4	Square Yard

June 15, 2012

### **SPECIAL PROVISION FOR EMBANKMENT AT BRIDGE END BENT STRUCTURES**

This Special Provision will apply when indicated on the plans or in the proposal. Section references herein are to the Department's Standard Specifications for Road and Bridge Construction, Current Edition.

**1.0 DESCRIPTION.** Construct a soil, granular, or rock embankment with soil, granular or cohesive pile core and place structure granular backfill, as the Plans require. Construct the embankment according to the requirements of this Special Provision, the Plans, Standard Drawing RGX 100 and 105, and the Standard Specifications, Current Edition.

#### **2.0 MATERIALS.**

**2.1 Granular Embankment.** Conform to Subsection 805.10. When Granular Embankment materials are erodible or unstable according to Subsection 805.03.04, use the Special Construction Methods found in 3.2 of the Special Provision.

**2.2 Rock Embankment.** Provide durable rock from roadway excavation that consists principally of Unweathered Limestone, Durable Shale (SDI equal to or greater than 95 according to KM 64-513), or Durable Sandstone.

**2.3 Pile Core.** Provide a pile core in the area of the embankments where deep foundations are to be installed unless otherwise specified. The Pile Core is the zone indicated on Standard Drawings RGX 100 and 105 designated as Pile Core. Material control of the pile core area during embankment construction is always required. Proper Pile Core construction is required for installation of foundation elements such as drilled or driven piles or drilled shafts. The type of material used to construct the pile core is as directed in the plans or below. Typically, the pile core area will be constructed from the same material used to construct the surrounding embankment. Pile Core can be classified as one of three types:

**A) Pile Core -** Conform to Section 206 of the Standard Specifications. Provide pile core material consisting of the same material as the adjacent embankment except the material in the pile core area shall be free of boulders or particle sizes larger than 4 inches in any dimension or any other obstructions that may hinder pile driving operations. If the pile core material hinders pile driving operations, take the appropriate means necessary to reach the required pile tip elevation, at no expense to the Department.

**B) Granular Pile Core.** Granular pile core is required only when specified in the plans. Select a gradation of durable rock to facilitate pile driving that conforms to Subsection 805.11. If granular pile core material hinders pile driving operations, take appropriate means necessary to reach the required pile tip elevation, at no expense to the Department.

**C) Cohesive Pile Core.** Cohesive Pile Core is required only when specified in the plans. Conform to Section 206 of the Standard Specifications and use soil with at least 50 percent passing a No. 4 sieve having a minimum Plasticity Index (PI) of 10. In addition, keep the cohesive pile core free of boulders, larger than 4 inches in any dimension, or any other obstructions, which would interfere with drilling operations. If cohesive pile core material interferes with drilling operations, take appropriate means necessary to maintain

excavation stability, at no expense to the Department.

**2.4 Structure Granular Backfill.** Conform to Subsection 805.11

**2.5 Geotextile Fabric.** Conform to Type I or Type IV in Section 214 and 843.

### **3.0 CONSTRUCTION.**

**3.1 General.** Construct roadway embankments at end bents according to Section 206 and in accordance with the Special Provision, the Plans, and Standard Drawings for the full embankment section. In some instances, granular or rock embankment will be required for embankment construction for stability purposes, but this special provision does not prevent the use of soil when appropriate. Refer to the plans for specific details regarding material requirements for embankment construction.

Place and compact the pile core and structure granular backfill according to the applicable density requirements for the project. If the embankment and pile core are dissimilar materials (i.e., a granular pile core is used with a soil embankment or a cohesive pile core is used with a granular embankment), a Geotextile Fabric, Type IV, will be required between the pile core and embankment in accordance with Sections 214 and 843 of the Standard Specifications.

When granular or rock embankment is required for embankment construction, conform to the general requirements of Subsection 206.03.02 B. In addition, place the material in no greater than 2-foot loose lifts and compact with a vibrating smooth wheel roller capable of producing a minimum centrifugal force of 15 tons. Apply these requirements to the full width of the embankment for a distance of half the embankment height or 50 feet, whichever is greater, as shown on Standard Drawing RGX-105.

When using granular pile core, install 8-inch perforated underdrain pipe at or near the elevation of the original ground in the approximate locations depicted on the standard drawing, and as the Engineer directs, to ensure positive drainage of the embankment. Wrap the perforated pipe with a fabric of a type recommended by the pipe manufacturer.

After constructing the embankment, excavate for the end bent cap, drive piling, install shafts or other foundation elements, place the mortar bed, construct the end bent, and complete the embankment to finish grade according to the construction sequence shown on the Plans or Standard Drawings and as specified hereinafter.

Certain projects may require widening of existing embankments and the removal of substructures. Construct embankment according to the plans. Substructure removal shall be completed according to the plans and Section 203. Excavation may be required at the existing embankment in order to place the structure granular backfill as shown in the Standard Drawings.

After piles are driven or shafts installed (see design drawings), slope the bottom of the excavation towards the ends of the trench as noted on the plans for drainage. Using a separate pour, place concrete mortar, or any class concrete, to provide a base for forming and placing the cap. Place side forms for the end bent after the mortar has set sufficiently to support workmen and forms without being disturbed.

Install 4-inch perforated pipe in accordance with the plans and Standard Drawings. In the event slope protection extends above the elevation of the perforated pipe, extend the pipe through the slope protection.

After placing the end bent cap and achieving required concrete cylinder strengths, remove adjacent forms and fill the excavation with compacted structure granular backfill material (maximum 1' loose lifts) to the level of the berm prior to placing beams for the bridge. Place Type IV geotextile fabric between embankment material and structure granular backfill. After completing the end bent backwall, or after completing the span end

wall, place the compacted structure granular backfill (maximum 1' loose lifts) to subgrade elevation. If the original excavation is enlarged, fill the entire volume with compacted structure granular backfill (maximum 1' loose lifts) at no expense to the Department. Do not place backfill before removing adjacent form work. Place structure granular backfill material in trench ditches at the ends of the excavation. Place Geotextile Fabric, Type IV over the surface of the compacted structure granular backfill prior to placing aggregate base course.

Tamp the backfill with hand tampers, pneumatic tampers, or other means approved by the Engineer. Thoroughly compact the backfill under the overhanging portions of the structure to ensure that the backfill is in intimate contact with the sides of the structure.

Do not apply seeding, sodding, or other vegetation to the exposed granular embankment.

**3.2 Special Construction Methods.** Erodible or unstable materials may erode even when protected by riprap or channel lining; use the special construction method described below when using these materials.

Use fine aggregates or friable sandstone granular embankment at "dry land" structures only. Do not use them at stream crossings or locations subject to flood waters.

For erodible or unstable materials having 50 percent or more passing the No. 4 sieve, protect with geotextile fabric. Extend the fabric from the original ground to the top of slope over the entire area of the embankment slopes on each side of, and in front of, the end bent. Cover the fabric with at least 12 inches of non-erodible material.

For erodible or unstable materials having less than 50 percent passing a No. 4 sieve, cover with at least 12 inches of non-erodible material.

Where erodible or unstable granular embankment will be protected by riprap or channel lining, place Type IV geotextile fabric between the embankment and the specified slope protection.

#### **4.0 MEASUREMENT.**

**4.1 Granular Embankment.** The Department will measure the quantity in cubic yards using the plan quantity, increased or decreased by authorized adjustments as specified in Section 204. The Department will not measure for payment any Granular Embankment that is not called for in the plans.

The Department will not measure for payment any special construction caused by using erodible or unstable materials and will consider it incidental to the Granular Embankment regardless of whether the erodible or unstable material was specified or permitted.

**4.2 Rock Embankment.** The Department will not measure for payment any rock embankment and will consider it incidental to roadway excavation or embankment in place, as applicable. Rock embankments will be constructed using granular embankment on projects where there is no available rock present within the excavation limits of the project.

**4.3 Pile Core.** Pile core will be measured and paid under roadway excavation or embankment in place, as applicable. The Department will not measure the pile core for separate payment. The Department will not measure for payment the 8-inch perforated underdrain pipe and will consider it incidental to the Pile Core.

**4.4 Structure Granular Backfill.** The Department will measure the quantity in cubic yards using the plan quantity, increased or decreased by authorized adjustments as specified in Section 204. The Department will not measure any additional material required for backfill outside the limits shown on the Plans and Standard Drawings for payment and will



consider it incidental to the work.

The Department will not measure for payment the 4-inch perforated underdrain pipe and will consider it incidental to the Structure Granular Backfill.

**4.5 Geotextile Fabric.** The Department will not measure the quantity of fabric used for separating dissimilar materials when constructing the embankment and pile core and will consider it incidental to embankment construction.

The Department will not measure for payment the Geotextile Fabric used to separate the Structure Granular Backfill from the embankment and aggregate base course and will consider it incidental to Structure Granular Backfill.

The Department will not measure for payment the Geotextile Fabric required for construction with erodible or unstable materials and will consider it incidental to embankment construction.

**4.6 End Bent.** The Department will measure the quantities according to the Contract. The Department will not measure furnishing and placing the 2-inch mortar or concrete bed for payment and will consider it incidental to the end bent construction.

**4.7 Structure Excavation.** The Department will not measure structure excavation on new embankments for payment and will consider it incidental to the Structure Granular Backfill or Concrete as applicable.

**5.0 PAYMENT.** The Department will make payment for the completed and accepted quantities under the following:

<u>Code</u>	<u>Pay Item</u>	<u>Pay Unit</u>
02223	Granular Embankment	Cubic Yards
02231	Structure Granular Backfill	Cubic Yards

The Department will consider payment as full compensation for all work required in this provision.

September 16, 2016

**PART III**

**EMPLOYMENT, WAGE AND RECORD REQUIREMENTS**

FHWA-1273 -- Revised May 1, 2012

**REQUIRED CONTRACT PROVISIONS  
FEDERAL-AID CONSTRUCTION CONTRACTS**

- I. General
- II. Nondiscrimination
- III. Nonsegregated Facilities
- IV. Davis-Bacon and Related Act Provisions
- V. Contract Work Hours and Safety Standards Act Provisions
- VI. Subletting or Assigning the Contract
- VII. Safety: Accident Prevention
- VIII. False Statements Concerning Highway Projects
- IX. Implementation of Clean Air Act and Federal Water Pollution Control Act
- X. Compliance with Governmentwide Suspension and Debarment Requirements
- XI. Certification Regarding Use of Contract Funds for Lobbying

3. A breach of any of the stipulations contained in these Required Contract Provisions may be sufficient grounds for withholding of progress payments, withholding of final payment, termination of the contract, suspension / debarment or any other action determined to be appropriate by the contracting agency and FHWA.

4. Selection of Labor: During the performance of this contract, the contractor shall not use convict labor for any purpose within the limits of a construction project on a Federal-aid highway unless it is labor performed by convicts who are on parole, supervised release, or probation. The term Federal-aid highway does not include roadways functionally classified as local roads or rural minor collectors.

**ATTACHMENTS**

A. Employment and Materials Preference for Appalachian Development Highway System or Appalachian Local Access Road Contracts (included in Appalachian contracts only)

**II. NONDISCRIMINATION**

The provisions of this section related to 23 CFR Part 230 are applicable to all Federal-aid construction contracts and to all related construction subcontracts of \$10,000 or more. The provisions of 23 CFR Part 230 are not applicable to material supply, engineering, or architectural service contracts.

**I. GENERAL**

1. Form FHWA-1273 must be physically incorporated in each construction contract funded under Title 23 (excluding emergency contracts solely intended for debris removal). The contractor (or subcontractor) must insert this form in each subcontract and further require its inclusion in all lower tier subcontracts (excluding purchase orders, rental agreements and other agreements for supplies or services).

In addition, the contractor and all subcontractors must comply with the following policies: Executive Order 11246, 41 CFR 60, 29 CFR 1625-1627, Title 23 USC Section 140, the Rehabilitation Act of 1973, as amended (29 USC 794), Title VI of the Civil Rights Act of 1964, as amended, and related regulations including 49 CFR Parts 21, 26 and 27; and 23 CFR Parts 200, 230, and 633.

The applicable requirements of Form FHWA-1273 are incorporated by reference for work done under any purchase order, rental agreement or agreement for other services. The prime contractor shall be responsible for compliance by any subcontractor, lower-tier subcontractor or service provider.

The contractor and all subcontractors must comply with: the requirements of the Equal Opportunity Clause in 41 CFR 60-1.4(b) and, for all construction contracts exceeding \$10,000, the Standard Federal Equal Employment Opportunity Construction Contract Specifications in 41 CFR 60-4.3.

Form FHWA-1273 must be included in all Federal-aid design-build contracts, in all subcontracts and in lower tier subcontracts (excluding subcontracts for design services, purchase orders, rental agreements and other agreements for supplies or services). The design-builder shall be responsible for compliance by any subcontractor, lower-tier subcontractor or service provider.

Note: The U.S. Department of Labor has exclusive authority to determine compliance with Executive Order 11246 and the policies of the Secretary of Labor including 41 CFR 60, and 29 CFR 1625-1627. The contracting agency and the FHWA have the authority and the responsibility to ensure compliance with Title 23 USC Section 140, the Rehabilitation Act of 1973, as amended (29 USC 794), and Title VI of the Civil Rights Act of 1964, as amended, and related regulations including 49 CFR Parts 21, 26 and 27; and 23 CFR Parts 200, 230, and 633.

Contracting agencies may reference Form FHWA-1273 in bid proposal or request for proposal documents, however, the Form FHWA-1273 must be physically incorporated (not referenced) in all contracts, subcontracts and lower-tier subcontracts (excluding purchase orders, rental agreements and other agreements for supplies or services related to a construction contract).

The following provision is adopted from 23 CFR 230, Appendix A, with appropriate revisions to conform to the U.S. Department of Labor (US DOL) and FHWA requirements.

2. Subject to the applicability criteria noted in the following sections, these contract provisions shall apply to all work performed on the contract by the contractor's own organization and with the assistance of workers under the contractor's immediate superintendence and to all work performed on the contract by piecework, station work, or by subcontract.

**1. Equal Employment Opportunity:** Equal employment opportunity (EEO) requirements not to discriminate and to take affirmative action to assure equal opportunity as set forth under laws, executive orders, rules, regulations (28 CFR 35, 29 CFR 1630, 29 CFR 1625-1627, 41 CFR 60 and 49 CFR 27) and orders of the Secretary of Labor as modified by the provisions prescribed herein, and imposed pursuant to 23 U.S.C. 140 shall constitute the EEO and specific affirmative action standards for the contractor's project activities under

this contract. The provisions of the Americans with Disabilities Act of 1990 (42 U.S.C. 12101 et seq.) set forth under 28 CFR 35 and 29 CFR 1630 are incorporated by reference in this contract. In the execution of this contract, the contractor agrees to comply with the following minimum specific requirement activities of EEO:

a. The contractor will work with the contracting agency and the Federal Government to ensure that it has made every good faith effort to provide equal opportunity with respect to all of its terms and conditions of employment and in their review of activities under the contract.

b. The contractor will accept as its operating policy the following statement:

"It is the policy of this Company to assure that applicants are employed, and that employees are treated during employment, without regard to their race, religion, sex, color, national origin, age or disability. Such action shall include: employment, upgrading, demotion, or transfer; recruitment or recruitment advertising; layoff or termination; rates of pay or other forms of compensation; and selection for training, including apprenticeship, pre-apprenticeship, and/or on-the-job training."

**2. EEO Officer:** The contractor will designate and make known to the contracting officers an EEO Officer who will have the responsibility for and must be capable of effectively administering and promoting an active EEO program and who must be assigned adequate authority and responsibility to do so.

**3. Dissemination of Policy:** All members of the contractor's staff who are authorized to hire, supervise, promote, and discharge employees, or who recommend such action, or who are substantially involved in such action, will be made fully cognizant of, and will implement, the contractor's EEO policy and contractual responsibilities to provide EEO in each grade and classification of employment. To ensure that the above agreement will be met, the following actions will be taken as a minimum:

a. Periodic meetings of supervisory and personnel office employees will be conducted before the start of work and then not less often than once every six months, at which time the contractor's EEO policy and its implementation will be reviewed and explained. The meetings will be conducted by the EEO Officer.

b. All new supervisory or personnel office employees will be given a thorough indoctrination by the EEO Officer, covering all major aspects of the contractor's EEO obligations within thirty days following their reporting for duty with the contractor.

c. All personnel who are engaged in direct recruitment for the project will be instructed by the EEO Officer in the contractor's procedures for locating and hiring minorities and women.

d. Notices and posters setting forth the contractor's EEO policy will be placed in areas readily accessible to employees, applicants for employment and potential employees.

e. The contractor's EEO policy and the procedures to implement such policy will be brought to the attention of employees by means of meetings, employee handbooks, or other appropriate means.

**4. Recruitment:** When advertising for employees, the contractor will include in all advertisements for employees the notation: "An Equal Opportunity Employer." All such advertisements will be placed in publications having a large circulation among minorities and women in the area from which the project work force would normally be derived.

a. The contractor will, unless precluded by a valid bargaining agreement, conduct systematic and direct recruitment through public and private employee referral sources likely to yield qualified minorities and women. To meet this requirement, the contractor will identify sources of potential minority group employees, and establish with such identified sources procedures whereby minority and women applicants may be referred to the contractor for employment consideration.

b. In the event the contractor has a valid bargaining agreement providing for exclusive hiring hall referrals, the contractor is expected to observe the provisions of that agreement to the extent that the system meets the contractor's compliance with EEO contract provisions. Where implementation of such an agreement has the effect of discriminating against minorities or women, or obligates the contractor to do the same, such implementation violates Federal nondiscrimination provisions.

c. The contractor will encourage its present employees to refer minorities and women as applicants for employment. Information and procedures with regard to referring such applicants will be discussed with employees.

**5. Personnel Actions:** Wages, working conditions, and employee benefits shall be established and administered, and personnel actions of every type, including hiring, upgrading, promotion, transfer, demotion, layoff, and termination, shall be taken without regard to race, color, religion, sex, national origin, age or disability. The following procedures shall be followed:

a. The contractor will conduct periodic inspections of project sites to insure that working conditions and employee facilities do not indicate discriminatory treatment of project site personnel.

b. The contractor will periodically evaluate the spread of wages paid within each classification to determine any evidence of discriminatory wage practices.

c. The contractor will periodically review selected personnel actions in depth to determine whether there is evidence of discrimination. Where evidence is found, the contractor will promptly take corrective action. If the review indicates that the discrimination may extend beyond the actions reviewed, such corrective action shall include all affected persons.

d. The contractor will promptly investigate all complaints of alleged discrimination made to the contractor in connection with its obligations under this contract, will attempt to resolve such complaints, and will take appropriate corrective action within a reasonable time. If the investigation indicates that the discrimination may affect persons other than the complainant, such corrective action shall include such other persons. Upon completion of each investigation, the contractor will inform every complainant of all of their avenues of appeal.

**6. Training and Promotion:**

a. The contractor will assist in locating, qualifying, and increasing the skills of minorities and women who are

applicants for employment or current employees. Such efforts should be aimed at developing full journey level status employees in the type of trade or job classification involved.

b. Consistent with the contractor's work force requirements and as permissible under Federal and State regulations, the contractor shall make full use of training programs, i.e., apprenticeship, and on-the-job training programs for the geographical area of contract performance. In the event a special provision for training is provided under this contract, this subparagraph will be superseded as indicated in the special provision. The contracting agency may reserve training positions for persons who receive welfare assistance in accordance with 23 U.S.C. 140(a).

c. The contractor will advise employees and applicants for employment of available training programs and entrance requirements for each.

d. The contractor will periodically review the training and promotion potential of employees who are minorities and women and will encourage eligible employees to apply for such training and promotion.

**7. Unions:** If the contractor relies in whole or in part upon unions as a source of employees, the contractor will use good faith efforts to obtain the cooperation of such unions to increase opportunities for minorities and women. Actions by the contractor, either directly or through a contractor's association acting as agent, will include the procedures set forth below:

a. The contractor will use good faith efforts to develop, in cooperation with the unions, joint training programs aimed toward qualifying more minorities and women for membership in the unions and increasing the skills of minorities and women so that they may qualify for higher paying employment.

b. The contractor will use good faith efforts to incorporate an EEO clause into each union agreement to the end that such union will be contractually bound to refer applicants without regard to their race, color, religion, sex, national origin, age or disability.

c. The contractor is to obtain information as to the referral practices and policies of the labor union except that to the extent such information is within the exclusive possession of the labor union and such labor union refuses to furnish such information to the contractor, the contractor shall so certify to the contracting agency and shall set forth what efforts have been made to obtain such information.

d. In the event the union is unable to provide the contractor with a reasonable flow of referrals within the time limit set forth in the collective bargaining agreement, the contractor will, through independent recruitment efforts, fill the employment vacancies without regard to race, color, religion, sex, national origin, age or disability; making full efforts to obtain qualified and/or qualifiable minorities and women. The failure of a union to provide sufficient referrals (even though it is obligated to provide exclusive referrals under the terms of a collective bargaining agreement) does not relieve the contractor from the requirements of this paragraph. In the event the union referral practice prevents the contractor from meeting the obligations pursuant to Executive Order 11246, as amended, and these special provisions, such contractor shall immediately notify the contracting agency.

**8. Reasonable Accommodation for Applicants / Employees with Disabilities:** The contractor must be familiar

with the requirements for and comply with the Americans with Disabilities Act and all rules and regulations established there under. Employers must provide reasonable accommodation in all employment activities unless to do so would cause an undue hardship.

**9. Selection of Subcontractors, Procurement of Materials and Leasing of Equipment:** The contractor shall not discriminate on the grounds of race, color, religion, sex, national origin, age or disability in the selection and retention of subcontractors, including procurement of materials and leases of equipment. The contractor shall take all necessary and reasonable steps to ensure nondiscrimination in the administration of this contract.

a. The contractor shall notify all potential subcontractors and suppliers and lessors of their EEO obligations under this contract.

b. The contractor will use good faith efforts to ensure subcontractor compliance with their EEO obligations.

**10. Assurance Required by 49 CFR 26.13(b):**

a. The requirements of 49 CFR Part 26 and the State DOT's U.S. DOT-approved DBE program are incorporated by reference.

b. The contractor or subcontractor shall not discriminate on the basis of race, color, national origin, or sex in the performance of this contract. The contractor shall carry out applicable requirements of 49 CFR Part 26 in the award and administration of DOT-assisted contracts. Failure by the contractor to carry out these requirements is a material breach of this contract, which may result in the termination of this contract or such other remedy as the contracting agency deems appropriate.

**11. Records and Reports:** The contractor shall keep such records as necessary to document compliance with the EEO requirements. Such records shall be retained for a period of three years following the date of the final payment to the contractor for all contract work and shall be available at reasonable times and places for inspection by authorized representatives of the contracting agency and the FHWA.

a. The records kept by the contractor shall document the following:

(1) The number and work hours of minority and non-minority group members and women employed in each work classification on the project;

(2) The progress and efforts being made in cooperation with unions, when applicable, to increase employment opportunities for minorities and women; and

(3) The progress and efforts being made in locating, hiring, training, qualifying, and upgrading minorities and women;

b. The contractors and subcontractors will submit an annual report to the contracting agency each July for the duration of the project, indicating the number of minority, women, and non-minority group employees currently engaged in each work classification required by the contract work. This information is to be reported on [Form FHWA-1391](#). The staffing data should represent the project work force on board in all or any part of the last payroll period preceding the end of July. If on-the-job training is being required by special provision, the contractor

will be required to collect and report training data. The employment data should reflect the work force on board during all or any part of the last payroll period preceding the end of July.

**III. NONSEGREGATED FACILITIES**

This provision is applicable to all Federal-aid construction contracts and to all related construction subcontracts of \$10,000 or more.

The contractor must ensure that facilities provided for employees are provided in such a manner that segregation on the basis of race, color, religion, sex, or national origin cannot result. The contractor may neither require such segregated use by written or oral policies nor tolerate such use by employee custom. The contractor's obligation extends further to ensure that its employees are not assigned to perform their services at any location, under the contractor's control, where the facilities are segregated. The term "facilities" includes waiting rooms, work areas, restaurants and other eating areas, time clocks, restrooms, washrooms, locker rooms, and other storage or dressing areas, parking lots, drinking fountains, recreation or entertainment areas, transportation, and housing provided for employees. The contractor shall provide separate or single-user restrooms and necessary dressing or sleeping areas to assure privacy between sexes.

**IV. DAVIS-BACON AND RELATED ACT PROVISIONS**

This section is applicable to all Federal-aid construction projects exceeding \$2,000 and to all related subcontracts and lower-tier subcontracts (regardless of subcontract size). The requirements apply to all projects located within the right-of-way of a roadway that is functionally classified as Federal-aid highway. This excludes roadways functionally classified as local roads or rural minor collectors, which are exempt. Contracting agencies may elect to apply these requirements to other projects.

The following provisions are from the U.S. Department of Labor regulations in 29 CFR 5.5 "Contract provisions and related matters" with minor revisions to conform to the FHWA-1273 format and FHWA program requirements.

**1. Minimum wages**

a. All laborers and mechanics employed or working upon the site of the work, will be paid unconditionally and not less often than once a week, and without subsequent deduction or rebate on any account (except such payroll deductions as are permitted by regulations issued by the Secretary of Labor under the Copeland Act (29 CFR part 3)), the full amount of wages and bona fide fringe benefits (or cash equivalents thereof) due at time of payment computed at rates not less than those contained in the wage determination of the Secretary of Labor which is attached hereto and made a part hereof, regardless of any contractual relationship which may be alleged to exist between the contractor and such laborers and mechanics.

Contributions made or costs reasonably anticipated for bona fide fringe benefits under section 1(b)(2) of the Davis-Bacon Act on behalf of laborers or mechanics are considered wages paid to such laborers or mechanics, subject to the provisions

of paragraph 1.d. of this section; also, regular contributions made or costs incurred for more than a weekly period (but not less often than quarterly) under plans, funds, or programs which cover the particular weekly period, are deemed to be constructively made or incurred during such weekly period. Such laborers and mechanics shall be paid the appropriate wage rate and fringe benefits on the wage determination for the classification of work actually performed, without regard to skill, except as provided in 29 CFR 5.5(a)(4). Laborers or mechanics performing work in more than one classification may be compensated at the rate specified for each classification for the time actually worked therein: Provided, That the employer's payroll records accurately set forth the time spent in each classification in which work is performed. The wage determination (including any additional classification and wage rates conformed under paragraph 1.b. of this section) and the Davis-Bacon poster (WH-1321) shall be posted at all times by the contractor and its subcontractors at the site of the work in a prominent and accessible place where it can be easily seen by the workers.

b.(1) The contracting officer shall require that any class of laborers or mechanics, including helpers, which is not listed in the wage determination and which is to be employed under the contract shall be classified in conformance with the wage determination. The contracting officer shall approve an additional classification and wage rate and fringe benefits therefore only when the following criteria have been met:

- (i) The work to be performed by the classification requested is not performed by a classification in the wage determination; and
- (ii) The classification is utilized in the area by the construction industry; and
- (iii) The proposed wage rate, including any bona fide fringe benefits, bears a reasonable relationship to the wage rates contained in the wage determination.

(2) If the contractor and the laborers and mechanics to be employed in the classification (if known), or their representatives, and the contracting officer agree on the classification and wage rate (including the amount designated for fringe benefits where appropriate), a report of the action taken shall be sent by the contracting officer to the Administrator of the Wage and Hour Division, Employment Standards Administration, U.S. Department of Labor, Washington, DC 20210. The Administrator, or an authorized representative, will approve, modify, or disapprove every additional classification action within 30 days of receipt and so advise the contracting officer or will notify the contracting officer within the 30-day period that additional time is necessary.

(3) In the event the contractor, the laborers or mechanics to be employed in the classification or their representatives, and the contracting officer do not agree on the proposed classification and wage rate (including the amount designated for fringe benefits, where appropriate), the contracting officer shall refer the questions, including the views of all interested parties and the recommendation of the contracting officer, to the Wage and Hour Administrator for determination. The Wage and Hour Administrator, or an authorized representative, will issue a determination within 30 days of receipt and so advise the contracting officer or

will notify the contracting officer within the 30-day period that additional time is necessary.

(4) The wage rate (including fringe benefits where appropriate) determined pursuant to paragraphs 1.b.(2) or 1.b.(3) of this section, shall be paid to all workers performing work in the classification under this contract from the first day on which work is performed in the classification.

c. Whenever the minimum wage rate prescribed in the contract for a class of laborers or mechanics includes a fringe benefit which is not expressed as an hourly rate, the contractor shall either pay the benefit as stated in the wage determination or shall pay another bona fide fringe benefit or an hourly cash equivalent thereof.

d. If the contractor does not make payments to a trustee or other third person, the contractor may consider as part of the wages of any laborer or mechanic the amount of any costs reasonably anticipated in providing bona fide fringe benefits under a plan or program. Provided, That the Secretary of Labor has found, upon the written request of the contractor, that the applicable standards of the Davis-Bacon Act have been met. The Secretary of Labor may require the contractor to set aside in a separate account assets for the meeting of obligations under the plan or program.

## 2. Withholding

The contracting agency shall upon its own action or upon written request of an authorized representative of the Department of Labor, withhold or cause to be withheld from the contractor under this contract, or any other Federal contract with the same prime contractor, or any other federally-assisted contract subject to Davis-Bacon prevailing wage requirements, which is held by the same prime contractor, so much of the accrued payments or advances as may be considered necessary to pay laborers and mechanics, including apprentices, trainees, and helpers, employed by the contractor or any subcontractor the full amount of wages required by the contract. In the event of failure to pay any laborer or mechanic, including any apprentice, trainee, or helper, employed or working on the site of the work, all or part of the wages required by the contract, the contracting agency may, after written notice to the contractor, take such action as may be necessary to cause the suspension of any further payment, advance, or guarantee of funds until such violations have ceased.

## 3. Payrolls and basic records

a. Payrolls and basic records relating thereto shall be maintained by the contractor during the course of the work and preserved for a period of three years thereafter for all laborers and mechanics working at the site of the work. Such records shall contain the name, address, and social security number of each such worker, his or her correct classification, hourly rates of wages paid (including rates of contributions or costs anticipated for bona fide fringe benefits or cash equivalents thereof of the types described in section 1(b)(2)(B) of the Davis-Bacon Act), daily and weekly number of hours worked, deductions made and actual wages paid. Whenever the Secretary of Labor has found under 29 CFR 5.5(a)(1)(iv) that the wages of any laborer or mechanic include the amount of any costs reasonably anticipated in providing benefits under a plan or program described in section 1(b)(2)(B) of the Davis-

Bacon Act, the contractor shall maintain records which show that the commitment to provide such benefits is enforceable, that the plan or program is financially responsible, and that the plan or program has been communicated in writing to the laborers or mechanics affected, and records which show the costs anticipated or the actual cost incurred in providing such benefits. Contractors employing apprentices or trainees under approved programs shall maintain written evidence of the registration of apprenticeship programs and certification of trainee programs, the registration of the apprentices and trainees, and the ratios and wage rates prescribed in the applicable programs.

b.(1) The contractor shall submit weekly for each week in which any contract work is performed a copy of all payrolls to the contracting agency. The payrolls submitted shall set out accurately and completely all of the information required to be maintained under 29 CFR 5.5(a)(3)(i), except that full social security numbers and home addresses shall not be included on weekly transmittals. Instead the payrolls shall only need to include an individually identifying number for each employee (e.g., the last four digits of the employee's social security number). The required weekly payroll information may be submitted in any form desired. Optional Form WH-347 is available for this purpose from the Wage and Hour Division Web site at <http://www.dol.gov/esa/whd/forms/wh347instr.htm> or its successor site. The prime contractor is responsible for the submission of copies of payrolls by all subcontractors. Contractors and subcontractors shall maintain the full social security number and current address of each covered worker, and shall provide them upon request to the contracting agency for transmission to the State DOT, the FHWA or the Wage and Hour Division of the Department of Labor for purposes of an investigation or audit of compliance with prevailing wage requirements. It is not a violation of this section for a prime contractor to require a subcontractor to provide addresses and social security numbers to the prime contractor for its own records, without weekly submission to the contracting agency..

(2) Each payroll submitted shall be accompanied by a "Statement of Compliance," signed by the contractor or subcontractor or his or her agent who pays or supervises the payment of the persons employed under the contract and shall certify the following:

(i) That the payroll for the payroll period contains the information required to be provided under §5.5 (a)(3)(ii) of Regulations, 29 CFR part 5, the appropriate information is being maintained under §5.5 (a)(3)(i) of Regulations, 29 CFR part 5, and that such information is correct and complete;

(ii) That each laborer or mechanic (including each helper, apprentice, and trainee) employed on the contract during the payroll period has been paid the full weekly wages earned, without rebate, either directly or indirectly, and that no deductions have been made either directly or indirectly from the full wages earned, other than permissible deductions as set forth in Regulations, 29 CFR part 3;

(iii) That each laborer or mechanic has been paid not less than the applicable wage rates and fringe benefits or cash equivalents for the classification of work performed, as specified in the applicable wage determination incorporated into the contract.

(3) The weekly submission of a properly executed certification set forth on the reverse side of Optional Form WH-347 shall satisfy the requirement for submission of the "Statement of Compliance" required by paragraph 3.b.(2) of this section.

(4) The falsification of any of the above certifications may subject the contractor or subcontractor to civil or criminal prosecution under section 1001 of title 18 and section 231 of title 31 of the United States Code.

c. The contractor or subcontractor shall make the records required under paragraph 3.a. of this section available for inspection, copying, or transcription by authorized representatives of the contracting agency, the State DOT, the FHWA, or the Department of Labor, and shall permit such representatives to interview employees during working hours on the job. If the contractor or subcontractor fails to submit the required records or to make them available, the FHWA may, after written notice to the contractor, the contracting agency or the State DOT, take such action as may be necessary to cause the suspension of any further payment, advance, or guarantee of funds. Furthermore, failure to submit the required records upon request or to make such records available may be grounds for debarment action pursuant to 29 CFR 5.12.

#### 4. Apprentices and trainees

##### a. Apprentices (programs of the USDOL).

Apprentices will be permitted to work at less than the predetermined rate for the work they performed when they are employed pursuant to and individually registered in a bona fide apprenticeship program registered with the U.S. Department of Labor, Employment and Training Administration, Office of Apprenticeship Training, Employer and Labor Services, or with a State Apprenticeship Agency recognized by the Office, or if a person is employed in his or her first 90 days of probationary employment as an apprentice in such an apprenticeship program, who is not individually registered in the program, but who has been certified by the Office of Apprenticeship Training, Employer and Labor Services or a State Apprenticeship Agency (where appropriate) to be eligible for probationary employment as an apprentice.

The allowable ratio of apprentices to journeymen on the job site in any craft classification shall not be greater than the ratio permitted to the contractor as to the entire work force under the registered program. Any worker listed on a payroll at an apprentice wage rate, who is not registered or otherwise employed as stated above, shall be paid not less than the applicable wage rate on the wage determination for the classification of work actually performed. In addition, any apprentice performing work on the job site in excess of the ratio permitted under the registered program shall be paid not less than the applicable wage rate on the wage determination for the work actually performed. Where a contractor is performing construction on a project in a locality other than that in which its program is registered, the ratios and wage rates (expressed in percentages of the journeyman's hourly rate) specified in the contractor's or subcontractor's registered program shall be observed.

Every apprentice must be paid at not less than the rate specified in the registered program for the apprentice's level of progress, expressed as a percentage of the journeymen hourly

rate specified in the applicable wage determination. Apprentices shall be paid fringe benefits in accordance with the provisions of the apprenticeship program. If the apprenticeship program does not specify fringe benefits, apprentices must be paid the full amount of fringe benefits listed on the wage determination for the applicable classification. If the Administrator determines that a different practice prevails for the applicable apprentice classification, fringes shall be paid in accordance with that determination.

In the event the Office of Apprenticeship Training, Employer and Labor Services, or a State Apprenticeship Agency recognized by the Office, withdraws approval of an apprenticeship program, the contractor will no longer be permitted to utilize apprentices at less than the applicable predetermined rate for the work performed until an acceptable program is approved.

##### b. Trainees (programs of the USDOL).

Except as provided in 29 CFR 5.16, trainees will not be permitted to work at less than the predetermined rate for the work performed unless they are employed pursuant to and individually registered in a program which has received prior approval, evidenced by formal certification by the U.S. Department of Labor, Employment and Training Administration.

The ratio of trainees to journeymen on the job site shall not be greater than permitted under the plan approved by the Employment and Training Administration.

Every trainee must be paid at not less than the rate specified in the approved program for the trainee's level of progress, expressed as a percentage of the journeyman hourly rate specified in the applicable wage determination. Trainees shall be paid fringe benefits in accordance with the provisions of the trainee program. If the trainee program does not mention fringe benefits, trainees shall be paid the full amount of fringe benefits listed on the wage determination unless the Administrator of the Wage and Hour Division determines that there is an apprenticeship program associated with the corresponding journeyman wage rate on the wage determination which provides for less than full fringe benefits for apprentices. Any employee listed on the payroll at a trainee rate who is not registered and participating in a training plan approved by the Employment and Training Administration shall be paid not less than the applicable wage rate on the wage determination for the classification of work actually performed. In addition, any trainee performing work on the job site in excess of the ratio permitted under the registered program shall be paid not less than the applicable wage rate on the wage determination for the work actually performed.

In the event the Employment and Training Administration withdraws approval of a training program, the contractor will no longer be permitted to utilize trainees at less than the applicable predetermined rate for the work performed until an acceptable program is approved.

c. Equal employment opportunity. The utilization of apprentices, trainees and journeymen under this part shall be in conformity with the equal employment opportunity requirements of Executive Order 11246, as amended, and 29 CFR part 30.



d. Apprentices and Trainees (programs of the U.S. DOT).

Apprentices and trainees working under apprenticeship and skill training programs which have been certified by the Secretary of Transportation as promoting EEO in connection with Federal-aid highway construction programs are not subject to the requirements of paragraph 4 of this Section IV. The straight time hourly wage rates for apprentices and trainees under such programs will be established by the particular programs. The ratio of apprentices and trainees to journeymen shall not be greater than permitted by the terms of the particular program.

**5. Compliance with Copeland Act requirements.** The contractor shall comply with the requirements of 29 CFR part 3, which are incorporated by reference in this contract.

**6. Subcontracts.** The contractor or subcontractor shall insert Form FHWA-1273 in any subcontracts and also require the subcontractors to include Form FHWA-1273 in any lower tier subcontracts. The prime contractor shall be responsible for the compliance by any subcontractor or lower tier subcontractor with all the contract clauses in 29 CFR 5.5.

**7. Contract termination: debarment.** A breach of the contract clauses in 29 CFR 5.5 may be grounds for termination of the contract, and for debarment as a contractor and a subcontractor as provided in 29 CFR 5.12.

**8. Compliance with Davis-Bacon and Related Act requirements.** All rulings and interpretations of the Davis-Bacon and Related Acts contained in 29 CFR parts 1, 3, and 5 are herein incorporated by reference in this contract.

**9. Disputes concerning labor standards.** Disputes arising out of the labor standards provisions of this contract shall not be subject to the general disputes clause of this contract. Such disputes shall be resolved in accordance with the procedures of the Department of Labor set forth in 29 CFR parts 5, 6, and 7. Disputes within the meaning of this clause include disputes between the contractor (or any of its subcontractors) and the contracting agency, the U.S. Department of Labor, or the employees or their representatives.

**10. Certification of eligibility.**

a. By entering into this contract, the contractor certifies that neither it (nor he or she) nor any person or firm who has an interest in the contractor's firm is a person or firm ineligible to be awarded Government contracts by virtue of section 3(a) of the Davis-Bacon Act or 29 CFR 5.12(a)(1).

b. No part of this contract shall be subcontracted to any person or firm ineligible for award of a Government contract by virtue of section 3(a) of the Davis-Bacon Act or 29 CFR 5.12(a)(1).

c. The penalty for making false statements is prescribed in the U.S. Criminal Code, 18 U.S.C. 1001.

**V. CONTRACT WORK HOURS AND SAFETY STANDARDS ACT**

The following clauses apply to any Federal-aid construction contract in an amount in excess of \$100,000 and subject to the overtime provisions of the Contract Work Hours and Safety Standards Act. These clauses shall be inserted in addition to the clauses required by 29 CFR 5.5(a) or 29 CFR 4.6. As used in this paragraph, the terms laborers and mechanics include watchmen and guards.

**1. Overtime requirements.** No contractor or subcontractor contracting for any part of the contract work which may require or involve the employment of laborers or mechanics shall require or permit any such laborer or mechanic in any workweek in which he or she is employed on such work to work in excess of forty hours in such workweek unless such laborer or mechanic receives compensation at a rate not less than one and one-half times the basic rate of pay for all hours worked in excess of forty hours in such workweek.

**2. Violation; liability for unpaid wages; liquidated damages.** In the event of any violation of the clause set forth in paragraph (1.) of this section, the contractor and any subcontractor responsible therefor shall be liable for the unpaid wages. In addition, such contractor and subcontractor shall be liable to the United States (in the case of work done under contract for the District of Columbia or a territory, to such District or to such territory), for liquidated damages. Such liquidated damages shall be computed with respect to each individual laborer or mechanic, including watchmen and guards, employed in violation of the clause set forth in paragraph (1.) of this section, in the sum of \$10 for each calendar day on which such individual was required or permitted to work in excess of the standard workweek of forty hours without payment of the overtime wages required by the clause set forth in paragraph (1.) of this section.

**3. Withholding for unpaid wages and liquidated damages.** The FHWA or the contracting agency shall upon its own action or upon written request of an authorized representative of the Department of Labor withhold or cause to be withheld, from any moneys payable on account of work performed by the contractor or subcontractor under any such contract or any other Federal contract with the same prime contractor, or any other federally-assisted contract subject to the Contract Work Hours and Safety Standards Act, which is held by the same prime contractor, such sums as may be determined to be necessary to satisfy any liabilities of such contractor or subcontractor for unpaid wages and liquidated damages as provided in the clause set forth in paragraph (2.) of this section.

**4. Subcontracts.** The contractor or subcontractor shall insert in any subcontracts the clauses set forth in paragraph (1.) through (4.) of this section and also a clause requiring the subcontractors to include these clauses in any lower tier subcontracts. The prime contractor shall be responsible for compliance by any subcontractor or lower tier subcontractor with the clauses set forth in paragraphs (1.) through (4.) of this section.

## VI. SUBLETTING OR ASSIGNING THE CONTRACT

This provision is applicable to all Federal-aid construction contracts on the National Highway System.

1. The contractor shall perform with its own organization contract work amounting to not less than 30 percent (or a greater percentage if specified elsewhere in the contract) of the total original contract price, excluding any specialty items designated by the contracting agency. Specialty items may be performed by subcontract and the amount of any such specialty items performed may be deducted from the total original contract price before computing the amount of work required to be performed by the contractor's own organization (23 CFR 635.116).

a. The term "perform work with its own organization" refers to workers employed or leased by the prime contractor, and equipment owned or rented by the prime contractor, with or without operators. Such term does not include employees or equipment of a subcontractor or lower tier subcontractor, agents of the prime contractor, or any other assignees. The term may include payments for the costs of hiring leased employees from an employee leasing firm meeting all relevant Federal and State regulatory requirements. Leased employees may only be included in this term if the prime contractor meets all of the following conditions:

- (1) the prime contractor maintains control over the supervision of the day-to-day activities of the leased employees;
- (2) the prime contractor remains responsible for the quality of the work of the leased employees;
- (3) the prime contractor retains all power to accept or exclude individual employees from work on the project; and
- (4) the prime contractor remains ultimately responsible for the payment of predetermined minimum wages, the submission of payrolls, statements of compliance and all other Federal regulatory requirements.

b. "Specialty Items" shall be construed to be limited to work that requires highly specialized knowledge, abilities, or equipment not ordinarily available in the type of contracting organizations qualified and expected to bid or propose on the contract as a whole and in general are to be limited to minor components of the overall contract.

2. The contract amount upon which the requirements set forth in paragraph (1) of Section VI is computed includes the cost of material and manufactured products which are to be purchased or produced by the contractor under the contract provisions.

3. The contractor shall furnish (a) a competent superintendent or supervisor who is employed by the firm, has full authority to direct performance of the work in accordance with the contract requirements, and is in charge of all construction operations (regardless of who performs the work) and (b) such other of its own organizational resources (supervision, management, and engineering services) as the contracting officer determines is necessary to assure the performance of the contract.

4. No portion of the contract shall be sublet, assigned or otherwise disposed of except with the written consent of the contracting officer, or authorized representative, and such consent when given shall not be construed to relieve the contractor of any responsibility for the fulfillment of the contract. Written consent will be given only after the contracting agency has assured that each subcontract is

evidenced in writing and that it contains all pertinent provisions and requirements of the prime contract.

5. The 30% self-performance requirement of paragraph (1) is not applicable to design-build contracts; however, contracting agencies may establish their own self-performance requirements.

## VII. SAFETY: ACCIDENT PREVENTION

This provision is applicable to all Federal-aid construction contracts and to all related subcontracts.

1. In the performance of this contract the contractor shall comply with all applicable Federal, State, and local laws governing safety, health, and sanitation (23 CFR 635). The contractor shall provide all safeguards, safety devices and protective equipment and take any other needed actions as it determines, or as the contracting officer may determine, to be reasonably necessary to protect the life and health of employees on the job and the safety of the public and to protect property in connection with the performance of the work covered by the contract.

2. It is a condition of this contract, and shall be made a condition of each subcontract, which the contractor enters into pursuant to this contract, that the contractor and any subcontractor shall not permit any employee, in performance of the contract, to work in surroundings or under conditions which are unsanitary, hazardous or dangerous to his/her health or safety, as determined under construction safety and health standards (29 CFR 1926) promulgated by the Secretary of Labor, in accordance with Section 107 of the Contract Work Hours and Safety Standards Act (40 U.S.C. 3704).

3. Pursuant to 29 CFR 1926.3, it is a condition of this contract that the Secretary of Labor or authorized representative thereof, shall have right of entry to any site of contract performance to inspect or investigate the matter of compliance with the construction safety and health standards and to carry out the duties of the Secretary under Section 107 of the Contract Work Hours and Safety Standards Act (40 U.S.C.3704).

## VIII. FALSE STATEMENTS CONCERNING HIGHWAY PROJECTS

This provision is applicable to all Federal-aid construction contracts and to all related subcontracts.

In order to assure high quality and durable construction in conformity with approved plans and specifications and a high degree of reliability on statements and representations made by engineers, contractors, suppliers, and workers on Federal-aid highway projects, it is essential that all persons concerned with the project perform their functions as carefully, thoroughly, and honestly as possible. Willful falsification, distortion, or misrepresentation with respect to any facts related to the project is a violation of Federal law. To prevent any misunderstanding regarding the seriousness of these and similar acts, Form FHWA-1022 shall be posted on each Federal-aid highway project (23 CFR 635) in one or more places where it is readily available to all persons concerned with the project:

18 U.S.C. 1020 reads as follows:

"Whoever, being an officer, agent, or employee of the United States, or of any State or Territory, or whoever, whether a person, association, firm, or corporation, knowingly makes any false statement, false representation, or false report as to the character, quality, quantity, or cost of the material used or to be used, or the quantity or quality of the work performed or to be performed, or the cost thereof in connection with the submission of plans, maps, specifications, contracts, or costs of construction on any highway or related project submitted for approval to the Secretary of Transportation; or

Whoever knowingly makes any false statement, false representation, false report or false claim with respect to the character, quality, quantity, or cost of any work performed or to be performed, or materials furnished or to be furnished, in connection with the construction of any highway or related project approved by the Secretary of Transportation; or

Whoever knowingly makes any false statement or false representation as to material fact in any statement, certificate, or report submitted pursuant to provisions of the Federal-aid Roads Act approved July 1, 1916, (39 Stat. 355), as amended and supplemented;

Shall be fined under this title or imprisoned not more than 5 years or both."

#### **IX. IMPLEMENTATION OF CLEAN AIR ACT AND FEDERAL WATER POLLUTION CONTROL ACT**

This provision is applicable to all Federal-aid construction contracts and to all related subcontracts.

By submission of this bid/proposal or the execution of this contract, or subcontract, as appropriate, the bidder, proposer, Federal-aid construction contractor, or subcontractor, as appropriate, will be deemed to have stipulated as follows:

1. That any person who is or will be utilized in the performance of this contract is not prohibited from receiving an award due to a violation of Section 508 of the Clean Water Act or Section 306 of the Clean Air Act.

2. That the contractor agrees to include or cause to be included the requirements of paragraph (1) of this Section X in every subcontract, and further agrees to take such action as the contracting agency may direct as a means of enforcing such requirements.

#### **X. CERTIFICATION REGARDING DEBARMENT, SUSPENSION, INELIGIBILITY AND VOLUNTARY EXCLUSION**

This provision is applicable to all Federal-aid construction contracts, design-build contracts, subcontracts, lower-tier subcontracts, purchase orders, lease agreements, consultant contracts or any other covered transaction requiring FHWA approval or that is estimated to cost \$25,000 or more – as defined in 2 CFR Parts 180 and 1200.

##### **1. Instructions for Certification – First Tier Participants:**

a. By signing and submitting this proposal, the prospective first tier participant is providing the certification set out below.

b. The inability of a person to provide the certification set out below will not necessarily result in denial of participation in this

covered transaction. The prospective first tier participant shall submit an explanation of why it cannot provide the certification set out below. The certification or explanation will be considered in connection with the department or agency's determination whether to enter into this transaction. However, failure of the prospective first tier participant to furnish a certification or an explanation shall disqualify such a person from participation in this transaction.

c. The certification in this clause is a material representation of fact upon which reliance was placed when the contracting agency determined to enter into this transaction. If it is later determined that the prospective participant knowingly rendered an erroneous certification, in addition to other remedies available to the Federal Government, the contracting agency may terminate this transaction for cause of default.

d. The prospective first tier participant shall provide immediate written notice to the contracting agency to whom this proposal is submitted if any time the prospective first tier participant learns that its certification was erroneous when submitted or has become erroneous by reason of changed circumstances.

e. The terms "covered transaction," "debarred," "suspended," "ineligible," "participant," "person," "principal," and "voluntarily excluded," as used in this clause, are defined in 2 CFR Parts 180 and 1200. "First Tier Covered Transactions" refers to any covered transaction between a grantee or subgrantee of Federal funds and a participant (such as the prime or general contract). "Lower Tier Covered Transactions" refers to any covered transaction under a First Tier Covered Transaction (such as subcontracts). "First Tier Participant" refers to the participant who has entered into a covered transaction with a grantee or subgrantee of Federal funds (such as the prime or general contractor). "Lower Tier Participant" refers any participant who has entered into a covered transaction with a First Tier Participant or other Lower Tier Participants (such as subcontractors and suppliers).

f. The prospective first tier participant agrees by submitting this proposal that, should the proposed covered transaction be entered into, it shall not knowingly enter into any lower tier covered transaction with a person who is debarred, suspended, declared ineligible, or voluntarily excluded from participation in this covered transaction, unless authorized by the department or agency entering into this transaction.

g. The prospective first tier participant further agrees by submitting this proposal that it will include the clause titled "Certification Regarding Debarment, Suspension, Ineligibility and Voluntary Exclusion-Lower Tier Covered Transactions," provided by the department or contracting agency, entering into this covered transaction, without modification, in all lower tier covered transactions and in all solicitations for lower tier covered transactions exceeding the \$25,000 threshold.

h. A participant in a covered transaction may rely upon a certification of a prospective participant in a lower tier covered transaction that is not debarred, suspended, ineligible, or voluntarily excluded from the covered transaction, unless it knows that the certification is erroneous. A participant is responsible for ensuring that its principals are not suspended, debarred, or otherwise ineligible to participate in covered transactions. To verify the eligibility of its principals, as well as the eligibility of any lower tier prospective participants, each participant may, but is not required to, check the Excluded Parties List System website (<https://www.epls.gov/>), which is compiled by the General Services Administration.

i. Nothing contained in the foregoing shall be construed to require the establishment of a system of records in order to render in good faith the certification required by this clause. The knowledge and information of the prospective participant is not required to exceed that which is normally possessed by a prudent person in the ordinary course of business dealings.

j. Except for transactions authorized under paragraph (f) of these instructions, if a participant in a covered transaction knowingly enters into a lower tier covered transaction with a person who is suspended, debarred, ineligible, or voluntarily excluded from participation in this transaction, in addition to other remedies available to the Federal Government, the department or agency may terminate this transaction for cause or default.

\*\*\*\*\*

**2. Certification Regarding Debarment, Suspension, Ineligibility and Voluntary Exclusion – First Tier Participants:**

a. The prospective first tier participant certifies to the best of its knowledge and belief, that it and its principals:

- (1) Are not presently debarred, suspended, proposed for debarment, declared ineligible, or voluntarily excluded from participating in covered transactions by any Federal department or agency;
- (2) Have not within a three-year period preceding this proposal been convicted of or had a civil judgment rendered against them for commission of fraud or a criminal offense in connection with obtaining, attempting to obtain, or performing a public (Federal, State or local) transaction or contract under a public transaction; violation of Federal or State antitrust statutes or commission of embezzlement, theft, forgery, bribery, falsification or destruction of records, making false statements, or receiving stolen property;
- (3) Are not presently indicted for or otherwise criminally or civilly charged by a governmental entity (Federal, State or local) with commission of any of the offenses enumerated in paragraph (a)(2) of this certification; and
- (4) Have not within a three-year period preceding this application/proposal had one or more public transactions (Federal, State or local) terminated for cause or default.

b. Where the prospective participant is unable to certify to any of the statements in this certification, such prospective participant shall attach an explanation to this proposal.

**2. Instructions for Certification - Lower Tier Participants:**

(Applicable to all subcontracts, purchase orders and other lower tier transactions requiring prior FHWA approval or estimated to cost \$25,000 or more - 2 CFR Parts 180 and 1200)

a. By signing and submitting this proposal, the prospective lower tier is providing the certification set out below.

b. The certification in this clause is a material representation of fact upon which reliance was placed when this transaction was entered into. If it is later determined that the prospective lower tier participant knowingly rendered an erroneous certification, in addition to other remedies available to the Federal Government, the department, or agency with which

this transaction originated may pursue available remedies, including suspension and/or debarment.

c. The prospective lower tier participant shall provide immediate written notice to the person to which this proposal is submitted if at any time the prospective lower tier participant learns that its certification was erroneous by reason of changed circumstances.

d. The terms "covered transaction," "debarred," "suspended," "ineligible," "participant," "person," "principal," and "voluntarily excluded," as used in this clause, are defined in 2 CFR Parts 180 and 1200. You may contact the person to which this proposal is submitted for assistance in obtaining a copy of those regulations. "First Tier Covered Transactions" refers to any covered transaction between a grantee or subgrantee of Federal funds and a participant (such as the prime or general contract). "Lower Tier Covered Transactions" refers to any covered transaction under a First Tier Covered Transaction (such as subcontracts). "First Tier Participant" refers to the participant who has entered into a covered transaction with a grantee or subgrantee of Federal funds (such as the prime or general contractor). "Lower Tier Participant" refers any participant who has entered into a covered transaction with a First Tier Participant or other Lower Tier Participants (such as subcontractors and suppliers).

e. The prospective lower tier participant agrees by submitting this proposal that, should the proposed covered transaction be entered into, it shall not knowingly enter into any lower tier covered transaction with a person who is debarred, suspended, declared ineligible, or voluntarily excluded from participation in this covered transaction, unless authorized by the department or agency with which this transaction originated.

f. The prospective lower tier participant further agrees by submitting this proposal that it will include this clause titled "Certification Regarding Debarment, Suspension, Ineligibility and Voluntary Exclusion-Lower Tier Covered Transaction," without modification, in all lower tier covered transactions and in all solicitations for lower tier covered transactions exceeding the \$25,000 threshold.

g. A participant in a covered transaction may rely upon a certification of a prospective participant in a lower tier covered transaction that is not debarred, suspended, ineligible, or voluntarily excluded from the covered transaction, unless it knows that the certification is erroneous. A participant is responsible for ensuring that its principals are not suspended, debarred, or otherwise ineligible to participate in covered transactions. To verify the eligibility of its principals, as well as the eligibility of any lower tier prospective participants, each participant may, but is not required to, check the Excluded Parties List System website (<https://www.epls.gov/>), which is compiled by the General Services Administration.

h. Nothing contained in the foregoing shall be construed to require establishment of a system of records in order to render in good faith the certification required by this clause. The knowledge and information of participant is not required to exceed that which is normally possessed by a prudent person in the ordinary course of business dealings.

i. Except for transactions authorized under paragraph e of these instructions, if a participant in a covered transaction knowingly enters into a lower tier covered transaction with a person who is suspended, debarred, ineligible, or voluntarily excluded from participation in this transaction, in addition to other remedies available to the Federal Government, the

department or agency with which this transaction originated may pursue available remedies, including suspension and/or debarment.

\* \* \* \* \*

**Certification Regarding Debarment, Suspension, Ineligibility and Voluntary Exclusion--Lower Tier Participants:**

1. The prospective lower tier participant certifies, by submission of this proposal, that neither it nor its principals is presently debarred, suspended, proposed for debarment, declared ineligible, or voluntarily excluded from participating in covered transactions by any Federal department or agency.

2. Where the prospective lower tier participant is unable to certify to any of the statements in this certification, such prospective participant shall attach an explanation to this proposal.

\* \* \* \* \*

**XI. CERTIFICATION REGARDING USE OF CONTRACT FUNDS FOR LOBBYING**

This provision is applicable to all Federal-aid construction contracts and to all related subcontracts which exceed \$100,000 (49 CFR 20).

1. The prospective participant certifies, by signing and submitting this bid or proposal, to the best of his or her knowledge and belief, that:

a. No Federal appropriated funds have been paid or will be paid, by or on behalf of the undersigned, to any person for influencing or attempting to influence an officer or employee of any Federal agency, a Member of Congress, an officer or employee of Congress, or an employee of a Member of Congress in connection with the awarding of any Federal contract, the making of any Federal grant, the making of any Federal loan, the entering into of any cooperative agreement, and the extension, continuation, renewal, amendment, or modification of any Federal contract, grant, loan, or cooperative agreement.

b. If any funds other than Federal appropriated funds have been paid or will be paid to any person for influencing or attempting to influence an officer or employee of any Federal agency, a Member of Congress, an officer or employee of Congress, or an employee of a Member of Congress in connection with this Federal contract, grant, loan, or cooperative agreement, the undersigned shall complete and submit Standard Form-LLL, "Disclosure Form to Report Lobbying," in accordance with its instructions.

2. This certification is a material representation of fact upon which reliance was placed when this transaction was made or entered into. Submission of this certification is a prerequisite for making or entering into this transaction imposed by 31 U.S.C. 1352. Any person who fails to file the required certification shall be subject to a civil penalty of not less than \$10,000 and not more than \$100,000 for each such failure.

3. The prospective participant also agrees by submitting its bid or proposal that the participant shall require that the language of this certification be included in all lower tier subcontracts, which exceed \$100,000 and that all such recipients shall certify and disclose accordingly.

**ATTACHMENT A - EMPLOYMENT AND MATERIALS  
PREFERENCE FOR APPALACHIAN DEVELOPMENT  
HIGHWAY SYSTEM OR APPALACHIAN LOCAL ACCESS  
ROAD CONTRACTS**

This provision is applicable to all Federal-aid projects funded under the Appalachian Regional Development Act of 1965.

1. During the performance of this contract, the contractor undertaking to do work which is, or reasonably may be, done as on-site work, shall give preference to qualified persons who regularly reside in the labor area as designated by the DOL wherein the contract work is situated, or the subregion, or the Appalachian counties of the State wherein the contract work is situated, except:

a. To the extent that qualified persons regularly residing in the area are not available.

b. For the reasonable needs of the contractor to employ supervisory or specially experienced personnel necessary to assure an efficient execution of the contract work.

c. For the obligation of the contractor to offer employment to present or former employees as the result of a lawful collective bargaining contract, provided that the number of nonresident persons employed under this subparagraph (1c) shall not exceed 20 percent of the total number of employees employed by the contractor on the contract work, except as provided in subparagraph (4) below.

2. The contractor shall place a job order with the State Employment Service indicating (a) the classifications of the laborers, mechanics and other employees required to perform the contract work, (b) the number of employees required in each classification, (c) the date on which the participant estimates such employees will be required, and (d) any other pertinent information required by the State Employment Service to complete the job order form. The job order may be placed with the State Employment Service in writing or by telephone. If during the course of the contract work, the information submitted by the contractor in the original job order is substantially modified, the participant shall promptly notify the State Employment Service.

3. The contractor shall give full consideration to all qualified job applicants referred to him by the State Employment Service. The contractor is not required to grant employment to any job applicants who, in his opinion, are not qualified to perform the classification of work required.

4. If, within one week following the placing of a job order by the contractor with the State Employment Service, the State Employment Service is unable to refer any qualified job applicants to the contractor, or less than the number requested, the State Employment Service will forward a certificate to the contractor indicating the unavailability of applicants. Such certificate shall be made a part of the contractor's permanent project records. Upon receipt of this certificate, the contractor may employ persons who do not normally reside in the labor area to fill positions covered by the certificate, notwithstanding the provisions of subparagraph (1c) above.

5. The provisions of 23 CFR 633.207(e) allow the contracting agency to provide a contractual preference for the use of mineral resource materials native to the Appalachian region.

6. The contractor shall include the provisions of Sections 1 through 4 of this Attachment A in every subcontract for work which is, or reasonably may be, done as on-site work.

**KENTUCKY TRANSPORTATION CABINET  
DEPARTMENT OF HIGHWAYS**

**EMPLOYMENT REQUIREMENTS  
RELATING TO  
NONDISCRIMINATION OF EMPLOYEES  
(APPLICABLE TO FEDERAL-AID SYSTEM CONTRACTS)**

**AN ACT OF THE KENTUCKY GENERAL ASSEMBLY  
TO PREVENT DISCRIMINATION IN EMPLOYMENT**

**KRS CHAPTER 344  
EFFECTIVE JUNE 16, 1972**

The contract on this project, in accordance with KRS Chapter 344, provides that during the performance of this contract, the contractor agrees as follows:

1. The contractor shall not fail or refuse to hire, or shall not discharge any individual, or otherwise discriminate against an individual with respect to his compensation, terms, conditions, or privileges of employment, because of such individual's race, color, religion, national origin, sex, disability or age (forty and above); or limit, segregate, or classify his employees in any way which would deprive or tend to deprive an individual of employment opportunities or otherwise adversely affect his status as an employee, because of such individual's race, color, religion, national origin, sex, disability or age forty (40) and over. The contractor agrees to post in conspicuous places, available to employees and applicants for employment, notices to be provided setting forth the provisions of this nondiscrimination clause.

2. The contractor shall not print or publish or cause to be printed or published a notice or advertisement relating to employment by such an employer or membership in or any classification or referral for employment by the employment agency, indicating any preference, limitation, specification, or discrimination, based on race, color, religion, national origin, sex, or age forty (40) and over, or because the person is a qualified individual with a disability, except that such a notice or advertisement may indicate a preference, limitation, or specification based on religion, national origin, sex, or age forty (40) and over, or because the person is a qualified individual with a disability, when religion, national origin, sex, or age forty (40) and over, or because the person is a qualified individual with a disability, is a bona fide occupational qualification for employment.

3. If the contractor is in control of apprenticeship or other training or retraining, including on-the-job training programs, he shall not discriminate against an individual because of his race, color, religion, national origin, sex, disability or age forty (40) and over, in admission to, or employment in any program established to provide apprenticeship or other training.

4. The contractor will send to each labor union or representative of workers with which he has a collective bargaining agreement or other contract or understanding, a notice to be provided advising the said labor union or workers' representative of the contractor's commitments under this section, and shall post copies of the notice in conspicuous places available to employees and applicants for employment. The contractor will take such action with respect to any subcontract or purchase order as the administering agency may direct as a means of enforcing such provisions, including sanctions for non-compliance.

Revised: January 25, 2017



### Standard Title VI/Non-Discrimination Assurances

During the performance of this contract, the contractor, for itself, its assignees, and successors in interest (hereinafter referred to as the "contractor") agrees as follows:

1. **Compliance with Regulations:** The contractor (hereinafter includes consultants) will comply with the Acts and the Regulations relative to Non-discrimination in Federally-assisted programs of the U.S. Department of Transportation, **Federal Highway Administration**, as they may be amended from time to time, which are herein incorporated by reference and made a part of this contract.
2. **Non-discrimination:** The contractor, with regard to the work performed by it during the contract, will not discriminate on the grounds of race, color, or national origin in the selection and retention of subcontractors, including procurements of materials and leases of equipment. The contractor will not participate directly or indirectly in the discrimination prohibited by the Acts and the Regulations, including employment practices when the contract covers any activity, project, or program set forth in Appendix B of 49 CFR Part 21.
3. **Solicitations for Subcontracts, Including Procurements of Materials and Equipment:** In all solicitations, either by competitive bidding, or negotiation made by the contractor for work to be performed under a subcontract, including procurements of materials, or leases of equipment, each potential subcontractor or supplier will be notified by the contractor of the contractor's obligations under this contract and the Acts and the Regulations relative to Non-discrimination on the grounds of race, color, or national origin.
4. **Information and Reports:** The contractor will provide all information and reports required by the Acts, the Regulations, and directives issued pursuant thereto and will permit access to its books, records, accounts, other sources of information, and its facilities as may be determined by the Recipient or the **Federal Highway Administration** to be pertinent to ascertain compliance with such Acts, Regulations, and instructions. Where any information required of a contractor is in the exclusive possession of another who fails or refuses to furnish the information, the contractor will so certify to the Recipient or the **Federal Highway Administration**, as appropriate, and will set forth what efforts it has made to obtain the information.
5. **Sanctions for Noncompliance:** In the event of a contractor's noncompliance with the Non-discrimination provisions of this contract, the Recipient will impose such contract sanctions as it or the **Federal Highway Administration** may determine to be appropriate, including, but not limited to:
  - a. withholding payments to the contractor under the contract until the contractor complies; and/or
  - b. cancelling, terminating, or suspending a contract, in whole or in part.
6. **Incorporation of Provisions:** The contractor will include the provisions of paragraphs one through six in every subcontract, including procurements of materials and leases of equipment, unless exempt by the Acts, the Regulations and directives issued pursuant thereto. The contractor will take action with respect to any subcontract or procurement as the Recipient or the **Federal Highway Administration** may direct as a means of enforcing such provisions including sanctions for noncompliance. Provided, that if the contractor becomes involved in, or is threatened with litigation by a subcontractor, or supplier because of such direction, the contractor may request the Recipient to enter into any litigation to protect the interests of the Recipient. In addition, the contractor may request the United States to enter into the litigation to protect the interests of the United States.



### Standard Title VI/Non-Discrimination Statutes and Authorities

During the performance of this contract, the contractor, for itself, its assignees, and successors in interest (hereinafter referred to as the “contractor”) agrees to comply with the following non-discrimination statutes and authorities; including but not limited to:

- Title VI of the Civil Rights Act of 1964 (42 U.S.C. § 2000d *et seq.*, 78 stat. 252), (prohibits discrimination on the basis of race, color, national origin); and 49 CFR Part 21;
- The Uniform Relocation Assistance and Real Property Acquisition Policies Act of 1970, (42 U.S.C. § 4601), (prohibits unfair treatment of persons displaced or whose property has been acquired because of Federal or Federal-aid programs and projects);
- Federal-Aid Highway Act of 1973, (23 U.S.C. § 324 *et seq.*), (prohibits discrimination on the basis of sex);
- Section 504 of the Rehabilitation Act of 1973, (29 U.S.C. § 794 *et seq.*), as amended, (prohibits discrimination on the basis of disability); and 49 CFR Part 27;
- The Age Discrimination Act of 1975, as amended, (42 U.S.C. § 6101 *et seq.*), (prohibits discrimination on the basis of age);
- Airport and Airway Improvement Act of 1982, (49 USC § 471, Section 47123), as amended, (prohibits discrimination based on race, creed, color, national origin, or sex);
- The Civil Rights Restoration Act of 1987, (PL 100-209), (Broadened the scope, coverage and applicability of Title VI of the Civil Rights Act of 1964, The Age Discrimination Act of 1975 and Section 504 of the Rehabilitation Act of 1973, by expanding the definition of the terms “programs or activities” to include all of the programs or activities of the Federal-aid recipients, sub-recipients and contractors, whether such programs or activities are Federally funded or not);
- Titles II and III of the Americans with Disabilities Act, which prohibit discrimination on the basis of disability in the operation of public entities, public and private transportation systems, places of public accommodation, and certain testing entities (42 U.S.C. §§ 12131 -- 12189) as implemented by Department of Transportation regulations at 49 C.F.R. parts 37 and 38;
- The Federal Aviation Administration’s Non-discrimination statute (49 U.S.C. § 47123) (prohibits discrimination on the basis of race, color, national origin, and sex);
- Executive Order 12898, Federal Actions to Address Environmental Justice in Minority Populations and Low-Income Populations, which ensures non-discrimination against minority populations by discouraging programs, policies, and activities with disproportionately high and adverse human health or environmental effects on minority and low-income populations;
- Executive Order 13166, Improving Access to Services for Persons with Limited English Proficiency, and resulting agency guidance, national origin discrimination includes discrimination because of limited English proficiency (LEP). To ensure compliance with Title VI, you must take reasonable steps to ensure that LEP persons have meaningful access to your programs (70 Fed. Reg. at 74087 to 74100);
- Title IX of the Education Amendments of 1972, as amended, which prohibits you from discriminating because of sex in education programs or activities (20 U.S.C. 1681 *et seq.*)

## EXECUTIVE BRANCH CODE OF ETHICS

In the 1992 regular legislative session, the General Assembly passed and Governor Brereton Jones signed Senate Bill 63 (codified as KRS 11A), the Executive Branch Code of Ethics, which states, in part:

KRS 11A.040 (7) provides:

No present or former public servant shall, within six (6) months following termination of his office or employment, accept employment, compensation, or other economic benefit from any person or business that contracts or does business with, or is regulated by, the state in matters in which he was directly involved during the last thirty-six (36) months of his tenure. This provision shall not prohibit an individual from returning to the same business, firm, occupation, or profession in which he was involved prior to taking office or beginning his term of employment, or for which he received, prior to his state employment, a professional degree or license, provided that, for a period of six (6) months, he personally refrains from working on any matter in which he was directly involved during the last thirty-six (36) months of his tenure in state government. This subsection shall not prohibit the performance of ministerial functions, including but not limited to filing tax returns, filing applications for permits or licenses, or filing incorporation papers, nor shall it prohibit the former officer or public servant from receiving public funds disbursed through entitlement programs.

KRS 11A.040 (9) states:

A former public servant shall not represent a person or business before a state agency in a matter in which the former public servant was directly involved during the last thirty-six (36) months of his tenure, for a period of one (1) year after the latter of:

- a) The date of leaving office or termination of employment; or
- b) The date the term of office expires to which the public servant was elected.

This law is intended to promote public confidence in the integrity of state government and to declare as public policy the idea that state employees should view their work as a public trust and not as a way to obtain private benefits.

If you have worked for the executive branch of state government within the past six months, you may be subject to the law's prohibitions. The law's applicability may be different if you hold elected office or are contemplating representation of another before a state agency.

Also, if you are affiliated with a firm which does business with the state and which employs former state executive-branch employees, you should be aware that the law may apply to them.

In case of doubt, the law permits you to request an advisory opinion from the Executive Branch Ethics Commission, 3 Fountain Place, Frankfort, Kentucky 40601; telephone (502) 564-7954.

Revised: January 27, 2017

General Decision Number: KY180100 10/05/2018 KY100

Superseded General Decision Number: KY20170100

State: Kentucky

Construction Type: Highway

Counties: Anderson, Bath, Bourbon, Boyd, Boyle, Bracken, Breckinridge, Bullitt, Carroll, Carter, Clark, Elliott, Fayette, Fleming, Franklin, Gallatin, Grant, Grayson, Greenup, Hardin, Harrison, Henry, Jefferson, Jessamine, Larue, Lewis, Madison, Marion, Mason, Meade, Mercer, Montgomery, Nelson, Nicholas, Oldham, Owen, Robertson, Rowan, Scott, Shelby, Spencer, Trimble, Washington and Woodford Counties in Kentucky.

HIGHWAY CONSTRUCTION PROJECTS (excluding tunnels, building structures in rest area projects & railroad construction; bascule, suspension & spandrel arch bridges designed for commercial navigation, bridges involving marine construction; and other major bridges).

Note: Under Executive Order (EO) 13658, an hourly minimum wage of \$10.35 for calendar year 2018 applies to all contracts subject to the Davis-Bacon Act for which the contract is awarded (and any solicitation was issued) on or after January 1, 2015. If this contract is covered by the EO, the contractor must pay all workers in any classification listed on this wage determination at least \$10.35 per hour (or the applicable wage rate listed on this wage determination, if it is higher) for all hours spent performing on the contract in calendar year 2018. The EO minimum wage rate will be adjusted annually. Please note that this EO applies to the above-mentioned types of contracts entered into by the federal government that are subject to the Davis-Bacon Act itself, but it does not apply to contracts subject only to the Davis-Bacon Related Acts, including those set forth at 29 CFR 5.1(a)(2)-(60). Additional information on contractor requirements and worker protections under the EO is available at [www.dol.gov/whd/govcontracts](http://www.dol.gov/whd/govcontracts).

Modification Number	Publication Date
0	01/05/2018
1	01/19/2018
2	03/23/2018
3	04/20/2018
4	06/01/2018
5	06/15/2018
6	06/22/2018
7	07/13/2018
8	08/17/2018
9	10/05/2018

BRIN0004-003 06/01/2017

BRECKENRIDGE COUNTY

Rates Fringes

BRICKLAYER.....\$ 26.80 12.38

-----  
 BRKY0001-005 06/01/2017

BULLITT, CARROLL, GRAYSON, HARDIN, HENRY, JEFFERSON, LARUE,  
 MARION, MEADE, NELSON, OLDHAM, SHELBY, SPENCER, & TRIMBLE  
 COUNTIES:

	Rates	Fringes
BRICKLAYER.....	\$ 26.80	12.38

-----  
 BRKY0002-006 06/01/2017

BRACKEN, GALLATIN, GRANT, MASON & ROBERTSON COUNTIES:

	Rates	Fringes
BRICKLAYER.....	\$ 27.81	13.01

-----  
 BRKY0007-004 06/01/2017

BOYD, CARTER, ELLIOT, FLEMING, GREENUP, LEWIS & ROWAN COUNTIES:

	Rates	Fringes
BRICKLAYER.....	\$ 32.98	19.02

-----  
 BRKY0017-004 06/01/2017

ANDERSON, BATH, BOURBON, BOYLE, CLARK, FAYETTE, FRANKLIN,  
 HARRISON, JESSAMINE, MADISON, MERCER, MONTGOMERY, NICHOLAS,  
 OWEN, SCOTT, WASHINGTON & WOODFORD COUNTIES:

	Rates	Fringes
BRICKLAYER.....	\$ 26.47	12.76

-----  
 CARP0064-001 05/01/2015

	Rates	Fringes
CARPENTER.....	\$ 27.50	16.06
Diver.....	\$ 41.63	16.06
PILEDRIVERMAN.....	\$ 27.75	16.06

-----  
 ELEC0212-008 06/04/2018

BRACKEN, GALLATIN and GRANT COUNTIES

	Rates	Fringes
ELECTRICIAN.....	\$ 28.39	18.98

-----  
 ELEC0212-014 11/27/2017

BRACKEN, GALLATIN & GRANT COUNTIES:

	Rates	Fringes
Sound & Communication Technician.....	\$ 23.55	11.26

-----  
 ELEC0317-012 06/01/2018

BOYD, CARTER, ELLIOT & ROWAN COUNTIES:

	Rates	Fringes
ELECTRICIAN (Wiremen) Cable Splicer.....	\$ 32.68	18.13
Electrician.....	\$ 33.75	20.03

-----  
 ELEC0369-007 05/30/2018

ANDERSON, BATH, BOURBON, BOYLE, BRECKINRIDGE, BULLITT, CARROLL,  
 CLARK, FAYETTE, FRAONKLIN, GRAYSON, HARDIN, HARRISON, HENRY,  
 JEFFERSON, JESSAMINE, LARUE, MADISON, MARION, MEADE, MERCER,  
 MONTGOMERY, NELSON, NICHOLAS, OLDHAM, OWEN, ROBERTSON, SCOTT,  
 SHELBY, SPENCER, TRIMBLE, WASHINGTON, & WOODFORD COUNTIES:

	Rates	Fringes
ELECTRICIAN.....	\$ 31.66	17.01

-----  
 ELEC0575-002 05/28/2018

FLEMING, GREENUP, LEWIS & MASON COUNTIES:

	Rates	Fringes
ELECTRICIAN.....	\$ 32.45	16.43

-----  
 ENGI0181-018 07/01/2017

	Rates	Fringes
POWER EQUIPMENT OPERATOR GROUP 1.....	\$ 31.95	15.15
GROUP 2.....	\$ 29.09	15.15
GROUP 3.....	\$ 29.54	15.15
GROUP 4.....	\$ 28.77	15.15

OPERATING ENGINEER CLASSIFICATIONS

GROUP 1 - A-Frame Winch Truck; Auto Patrol; Backfiller;  
 Batcher Plant; Bituminous Paver; Bituminous Transfer  
 Machine; Boom Cat; Bulldozer; Mechanic; Cableway; Carry-All  
 Scoop; Carry Deck Crane; Central Compressor Plant; Cherry  
 Picker; Clamshell; Concrete Mixer (21 cu. ft. or Over);  
 Concrete Paver; Truck-Mounted Concrete Pump; Core Drill;  
 Crane; Crusher Plant; Derrick; Derrick Boat; Ditching &  
 Trenching Machine; Dragline; Dredge Operator; Dredge  
 Engineer; Elevating Grader & Loaders; Grade-All; Gurries;  
 Heavy Equipment Robotics Operator/Mechanic; High Lift;  
 Hoe-Type Machine; Hoist (Two or More Drums); Hoisting

Engine (Two or More Drums); Horizontal Directional Drill Operator; Hydrocrane; Hyster; KeCal Loader; LeTourneau; Locomotive; Mechanic; Mechanically Operated Laser Screed; Mechanic Welder; Mucking Machine; Motor Scraper; Orangepeel Bucket; Overhead Crane; Piledriver; Power Blade; Pumpcrete; Push Dozer; Rock Spreader, attached to equipment; Rotary Drill; Roller (Bituminous); Rough Terrain Crane; Scarifier; Scoopmobile; Shovel; Side Boom; Subgrader; Tailboom; Telescoping Type Forklift; Tow or Push Boat; Tower Crane (French, German & other types); Tractor Shovel; Truck Crane; Tunnel Mining Machines, including Moles, Shields or similar types of Tunnel Mining Equipment

GROUP 2 - Air Compressor (Over 900 cu. ft. per min.); Bituminous Mixer; Boom Type Tamping Machine; Bull Float; Concrete Mixer (Under 21 cu. ft.); Dredge Engineer; Electric Vibrator; Compactor/Self-Propelled Compactor; Elevator (One Drum or Buck Hoist); Elevator (When used to Hoist Building Material); Finish Machine; Firemen & Hoist (One Drum); Flexplane; Forklift (Regardless of Lift Height); Form Grader; Joint Sealing Machine; Outboard Motor Boat; Power Sweeper (Riding Type); Roller (Rock); Ross Carrier; Skid Mounted or Trailer Mounted Concrete Pump; Skid Steer Machine with all Attachments; Switchman or Brakeman; Throttle Valve Person; Tractair & Road Widening Trencher; Tractor (50 H.P. or Over); Truck Crane Oiler; Tugger; Welding Machine; Well Points; & Whirley Oiler

GROUP 3 - All Off Road Material Handling Equipment, including Articulating Dump Trucks; Greaser on Grease Facilities servicing Heavy Equipment

GROUP 4 - Bituminous Distributor; Burlap & Curing Machine; Cement Gun; Concrete Saw; Conveyor; Deckhand Oiler; Grout Pump; Hydraulic Post Driver; Hydro Seeder; Mud Jack; Oiler; Paving Joint Machine; Power Form Handling Equipment; Pump; Roller (Earth); Steerman; Tamping Machine; Tractor (Under 50 H.P.); & Vibrator

CRANES - with booms 150 ft. & Over (Including JIB), and where the length of the boom in combination with the length of the piling leads equals or exceeds 150 ft. - \$1.00 over Group 1 rate

EMPLOYEES ASSIGNED TO WORK BELOW GROUND LEVEL ARE TO BE PAID 10% ABOVE BASIC WAGE RATE. THIS DOES NOT APPLY TO OPEN CUT WORK.

-----  
IRON0044-009 06/01/2018

BRACKEN, GALLATIN, GRANT, HARRISON, ROBERTSON,  
BOURBON (Northern third, including Townships of Jackson, Millersburg, Ruddel Mills & Shawhan);  
CARROLL (Eastern third, including the Township of Ghent);  
FLEMING (Western part, excluding Townships of Beechburg, Colfax, Elizaville, Flemingsburg, Flemingsburg Junction, Foxport, Grange City, Hillsboro, Hilltop, Mount Carmel, Muses Mills, Nepton, Pecksridge, Plummers Landing, Plummers Mill, Poplar Plains, Ringos Mills, Tilton & Wallingford);

MASON (Western two-thirds, including Townships of Dover, Lewisburg, Mays Lick, Maysville, Minerva, Moranburg, Murphysville, Ripley, Sardis, Shannon, South Ripley & Washington);  
 NICHOLAS (Townships of Barefoot, Barterville, Carlisle, Ellisville, Headquarters, Henryville, Morningglory, Myers & Oakland Mills);  
 OWEN (Townships of Beechwood, Bromley, Fairbanks, Holbrook, Jonesville, Long Ridge, Lusby's Mill, New, New Columbus, New Liberty, Owenton, Poplar Grove, Rockdale, Sanders, Teresita & Wheatley);  
 SCOTT (Northern two-thirds, including Townships of Biddle, Davis, Delaplain, Elmville, Longlick, Muddy Ford, Oxford, Rogers Gap, Sadieville, Skinnersburg & Stonewall)

	Rates	Fringes
IRONWORKER		
Fence Erector.....	\$ 26.76	21.20
Structural.....	\$ 28.17	21.20

-----  
IRON0070-006 06/01/2018

ANDERSON, BOYLE, BRECKINRIDGE, BULLITT, FAYETTE, FRANKLIN, GRAYSON, HARDIN, HENRY, JEFFERSON, JESSAMINE, LARUE, MADISON, MARION, MEADE, MERCER, NELSON, OLDHAM, SHELBY, SPENCER, TRIMBLE, WASHINGTON & WOODFORD  
 BOURBON (Southern two-thirds, including Townships of Austerlity, Centerville, Clintonville, Elizabeth, Hutchison, Littlerock, North Middletown & Paris);  
 CARROLL (Western two-thirds, including Townships of Carrollton, Easterday, English, Locust, Louis, Prestonville & Worthville);  
 CLARK (Western two-thirds, including Townships of Becknerville, Flanagan, Ford, Pine Grove, Winchester & Wyandotte);  
 OWEN (Eastern eighth, including Townships of Glenmary, Gratz, Monterey, Perry Park & Tacketts Mill);  
 SCOTT (Southern third, including Townships of Georgetown, Great Crossing, Newtown, Stampling Ground & Woodlake);

	Rates	Fringes
IRONWORKER.....	\$ 28.79	22.50

-----  
IRON0769-007 06/01/2018

BATH, BOYD, CARTER, ELLIOTT, GREENUP, LEWIS, MONTGOMERY & ROWAN  
 CLARK (Eastern third, including townships of Bloomingdale, Hunt, Indian Fields, Kiddville, Loglick, Rightangele & Thomson);  
 FLEMING (Townships of Beechburg, Colfax, Elizaville, Flemingsburg, Flemingsburg Junction, Foxport, Grange City, Hillsboro, Hilltop, Mount Carmel, Muses Mills, Nepton, Pecksridge, Plummers Landing, Plummers Mill, Poplar Plains, Ringos Mills, Tilton & Wallingford);  
 MASON (Eastern third, including Townships of Helena, Marshall, Orangeburg, Plumville & Springdale);  
 NICHOLAS (Eastern eighth, including the Township of Moorefield Sprout)

	Rates	Fringes
IRONWORKER		
ZONE 1.....	\$ 31.67	25.27
ZONE 2.....	\$ 31.67	25.27
ZONE 3.....	\$ 31.67	25.27

ZONE 1 - (no base rate increase) Up to 10 mile radius of Union Hall, 1643 Greenup Ave, Ashland, KY.

ZONE 2 - (add \$0.40 per hour to base rate) 10 to 50 mile radius of Union Hall, 1643 Greenup Ave, Ashland, KY.

ZONE 3 - (add \$2.00 per hour to base rate) 50 mile radius & over of Union Hall, 1643 Greenup Ave, Ashland, KY.

-----  
 \* LABO0189-003 07/01/2018

BATH, BOURBON, BOYD, BOYLE, BRACKEN, CARTER, CLARK, ELLIOTT, FAYETTE, FLEMING, FRANKLIN, GALLATIN, GRANT, GREENUP, HARRISON, JESSAMINE, LEWIS, MADISON, MASON, MERCER, MONTGOMERY, NICHOLAS, OWEN, ROBERTSON, ROWAN, SCOTT, & WOOLFORD COUNTIES

	Rates	Fringes
Laborers:		
GROUP 1.....	\$ 23.07	14.21
GROUP 2.....	\$ 23.32	14.21
GROUP 3.....	\$ 23.37	14.21
GROUP 4.....	\$ 23.97	14.21

LABORERS CLASSIFICATIONS

GROUP 1 - Aging & Curing of Concrete; Asbestos Abatement Worker; Asphalt Plant; Asphalt; Batch Truck Dump; Carpenter Tender; Cement Mason Tender; Cleaning of Machines; Concrete; Demolition; Dredging; Environmental - Nuclear, Radiation, Toxic & Hazardous Waste - Level D; Flagperson; Grade Checker; Hand Digging & Hand Back Filling; Highway Marker Placer; Landscaping, Mesh Handler & Placer; Puddler; Railroad; Rip-rap & Grouter; Right-of-Way; Sign, Guard Rail & Fence Installer; Signal Person; Sound Barrier Installer; Storm & Sanitary Sewer; Swamper; Truck Spotter & Dumper; Wrecking of Concrete Forms; General Cleanup

GROUP 2 - Batter Board Man (Sanitary & Storm Sewer); Brickmason Tender; Mortar Mixer Operator; Scaffold Builder; Burner & Welder; Bushhammer; Chain Saw Operator; Concrete Saw Operator; Deckhand Scow Man; Dry Cement Handler; Environmental - Nuclear, Radiation, Toxic & Hazardous Waste - Level C; Forklift Operator for Masonary; Form Setter; Green Concrete Cutting; Hand Operated Grouter & Grinder Machine Operator; Jackhammer; Pavement Breaker; Paving Joint Machine; Pipelayer; Plastic Pipe Fusion; Power Driven Georgia Buggy & Wheel Barrow; Power Post Hole Digger; Precast Manhole Setter; Walk-Behind Tamper; Walk-Behind Trencher; Sand Blaster; Concrete Chipper; Surface Grinder;



Vibrator Operator; Wagon Driller

GROUP 3 - Asphalt Luteman & Raker; Gunnite Nozzleman;  
 Gunnite Operator & Mixer; Grout Pump Operator; Side Rail  
 Setter; Rail Paved Ditches; Screw Operator; Tunnel (Free  
 Air); Water Blaster

GROUP 4 - Caisson Worker (Free Air); Cement Finisher;  
 Environmental - Nuclear, Radiation, Toxic & Hazardous Waste  
 - Levels A & B; Miner & Driller (Free Air); Tunnel Blaster;  
 & Tunnel Mucker (Free Air); Directional & Horizontal  
 Boring; Air Track Drillers (All Types); Powdermen &  
 Blasters; Troxler & Concrete Tester if Laborer is Utilized

-----  
 \* LABO0189-008 07/01/2018

ANDERSON, BULLITT, CARROLL, HARDIN, HENRY, JEFFERSON, LARUE,  
 MARION, MEADE, NELSON, OLDHAM, SHELBY, SPENCER, TRIMBLE &  
 WASHINGTON COUNTIES

	Rates	Fringes
Laborers:		
GROUP 1.....	\$ 23.07	14.21
GROUP 2.....	\$ 23.32	14.21
GROUP 3.....	\$ 23.37	14.21
GROUP 4.....	\$ 23.97	14.21

LABORERS CLASSIFICATIONS

GROUP 1 - Aging & Curing of Concrete; Asbestos Abatement  
 Worker; Asphalt Plant; Asphalt; Batch Truck Dump; Carpenter  
 Tender; Cement Mason Tender; Cleaning of Machines;  
 Concrete; Demolition; Dredging; Environmental - Nuclear,  
 Radiation, Toxic & Hazardous Waste - Level D; Flagperson;  
 Grade Checker; Hand Digging & Hand Back Filling; Highway  
 Marker Placer; Landscaping, Mesh Handler & Placer; Puddler;  
 Railroad; Rip-rap & Grouter; Right-of-Way; Sign, Guard Rail  
 & Fence Installer; Signal Person; Sound Barrier Installer;  
 Storm & Sanitary Sewer; Swamper; Truck Spotter & Dumper;  
 Wrecking of Concrete Forms; General Cleanup

GROUP 2 - Batter Board Man (Sanitary & Storm Sewer);  
 Brickmason Tender; Mortar Mixer Operator; Scaffold Builder;  
 Burner & Welder; Bushhammer; Chain Saw Operator; Concrete  
 Saw Operator; Deckhand Scow Man; Dry Cement Handler;  
 Environmental - Nuclear, Radiation, Toxic & Hazardous Waste  
 - Level C; Forklift Operator for Masonary; Form Setter;  
 Green Concrete Cutting; Hand Operated Grouter & Grinder  
 Machine Operator; Jackhammer; Pavement Breaker; Paving  
 Joint Machine; Pipelayer; Plastic Pipe Fusion; Power Driven  
 Georgia Buggy & Wheel Barrow; Power Post Hole Digger;  
 Precast Manhole Setter; Walk-Behind Tamper; Walk-Behind  
 Trencher; Sand Blaster; Concrete Chipper; Surface Grinder;  
 Vibrator Operator; Wagon Driller

GROUP 3 - Asphalt Luteman & Raker; Gunnite Nozzleman;  
 Gunnite Operator & Mixer; Grout Pump Operator; Side Rail

Setter; Rail Paved Ditches; Screw Operator; Tunnel (Free Air); Water Blaster

GROUP 4 - Caisson Worker (Free Air); Cement Finisher; Environmental - Nuclear, Radiation, Toxic & Hazardous Waste - Levels A & B; Miner & Driller (Free Air); Tunnel Blaster; & Tunnel Mucker (Free Air); Directional & Horizontal Boring; Air Track Drillers (All Types); Powdermen & Blasters; Troxler & Concrete Tester if Laborer is Utilized

-----  
\* LABO0189-009 07/01/2018

BRECKINRIDGE & GRAYSON COUNTIES

	Rates	Fringes
Laborers:		
GROUP 1.....	\$ 23.07	14.21
GROUP 2.....	\$ 23.32	14.21
GROUP 3.....	\$ 23.37	14.21
GROUP 4.....	\$ 23.97	14.21

LABORERS CLASSIFICATIONS

GROUP 1 - Aging & Curing of Concrete; Asbestos Abatement Worker; Asphalt Plant; Asphalt; Batch Truck Dump; Carpenter Tender; Cement Mason Tender; Cleaning of Machines; Concrete; Demolition; Dredging; Environmental - Nuclear, Radiation, Toxic & Hazardous Waste - Level D; Flagperson; Grade Checker; Hand Digging & Hand Back Filling; Highway Marker Placer; Landscaping, Mesh Handler & Placer; Puddler; Railroad; Rip-rap & Grouter; Right-of-Way; Sign, Guard Rail & Fence Installer; Signal Person; Sound Barrier Installer; Storm & Sanitary Sewer; Swamper; Truck Spotter & Dumper; Wrecking of Concrete Forms; General Cleanup

GROUP 2 - Batter Board Man (Sanitary & Storm Sewer); Brickmason Tender; Mortar Mixer Operator; Scaffold Builder; Burner & Welder; Bushhammer; Chain Saw Operator; Concrete Saw Operator; Deckhand Scow Man; Dry Cement Handler; Environmental - Nuclear, Radiation, Toxic & Hazardous Waste - Level C; Forklift Operator for Masonary; Form Setter; Green Concrete Cutting; Hand Operated Grouter & Grinder Machine Operator; Jackhammer; Pavement Breaker; Paving Joint Machine; Pipelayer; Plastic Pipe Fusion; Power Driven Georgia Buggy & Wheel Barrow; Power Post Hole Digger; Precast Manhole Setter; Walk-Behind Tamper; Walk-Behind Trencher; Sand Blaster; Concrete Chipper; Surface Grinder; Vibrator Operator; Wagon Driller

GROUP 3 - Asphalt Luteman & Raker; Gunnite Nozzleman; Gunnite Operator & Mixer; Grout Pump Operator; Side Rail Setter; Rail Paved Ditches; Screw Operator; Tunnel (Free Air); Water Blaster

GROUP 4 - Caisson Worker (Free Air); Cement Finisher; Environmental - Nuclear, Radiation, Toxic & Hazardous Waste - Levels A & B; Miner & Driller (Free Air); Tunnel Blaster; & Tunnel Mucker (Free Air); Directional & Horizontal

Boring; Air Track Drillers (All Types); Powdermen &  
 Blasters; Troxler & Concrete Tester if Laborer is Utilized

-----  
 PAIN0012-005 06/11/2005

BATH, BOURBON, BOYLE, CLARK, FAYETTE, FLEMING, FRANKLIN,  
 HARRISON, JESSAMINE, MADISON, MERCER, MONTGOMERY, NICHOLAS,  
 ROBERTSON, SCOTT & WOODFORD COUNTIES:

	Rates	Fringes
PAINTER		
Bridge/Equipment Tender and/or Containment Builder..\$	18.90	5.90
Brush & Roller.....\$	21.30	5.90
Elevated Tanks; Steeplejack Work; Bridge & Lead Abatement.....\$	22.30	5.90
Sandblasting & Waterblasting.....\$	22.05	5.90
Spray.....\$	21.80	5.90

-----  
 PAIN0012-017 05/01/2015

BRACKEN, GALLATIN, GRANT, MASON & OWEN COUNTIES:

	Rates	Fringes
PAINTER (Heavy & Highway Bridges - Guardrails - Lightpoles - Striping)		
Bridge Equipment Tender and Containment Builder.....\$	20.73	9.06
Brush & Roller.....\$	23.39	9.06
Elevated Tanks; Steeplejack Work; Bridge & Lead Abatement.....\$	24.39	9.06
Sandblasting & Water Blasting.....\$	24.14	9.06
Spray.....\$	23.89	9.06

-----  
 PAIN0118-004 06/01/2018

ANDERSON, BRECKINRIDGE, BULLITT, CARROLL, GRAYSON, HARDIN,  
 HENRY, JEFFERSON, LARUE, MARION, MEADE, NELSON, OLDHAM, SHELBY,  
 SPENCER, TRIMBLE & WASHINGTON COUNTIES:

	Rates	Fringes
PAINTER		
Brush & Roller.....\$	22.00	12.52
Spray, Sandblast, Power Tools, Waterblast & Steam Cleaning.....\$	23.00	12.52

-----  
 PAIN1072-003 12/01/2017

BOYD, CARTER, ELLIOTT, GREENUP, LEWIS and ROWAN COUNTIES

	Rates	Fringes
Painters:		
Bridges; Locks; Dams;		
Tension Towers & Energized		
Substations.....	\$ 33.33	15.45
Power Generating Facilities.	\$ 30.09	15.45

-----  
PLUM0248-003 06/01/2018

BOYD, CARTER, ELLIOTT, GREENUP, LEWIS & ROWAN COUNTIES:

	Rates	Fringes
Plumber and Steamfitter.....	\$ 36.00	20.23

-----  
PLUM0392-007 06/01/2018

BRACKEN, CARROLL (Eastern Half), GALLATIN, GRANT, MASON, OWEN & ROBERTSON COUNTIES:

	Rates	Fringes
Plumbers and Pipefitters.....	\$ 32.01	19.67

-----  
PLUM0502-003 08/01/2018

BRECKINRIDGE, BULLITT, CARROLL (Western Half), FRANKLIN (Western three-fourths), GRAYSON, HARDIN, HENRY, JEFFERSON, LARUE, MARION, MEADE, NELSON, OLDHAM, SHELBY, SPENCER, TRIMBLE & WASHINGTON COUNTIES

	Rates	Fringes
PLUMBER.....	\$ 34.62	20.78

-----  
SUKY2010-160 10/08/2001

	Rates	Fringes
Truck drivers:		
GROUP 1.....	\$ 16.57	7.34
GROUP 2.....	\$ 16.68	7.34
GROUP 3.....	\$ 16.86	7.34
GROUP 4.....	\$ 16.96	7.34

TRUCK DRIVER CLASSIFICATIONS

GROUP 1 - Mobile Batch Truck Tender

GROUP 2 - Greaser; Tire Changer; & Mechanic Tender

GROUP 3 - Single Axle Dump; Flatbed; Semi-trailer or Pole Trailer when used to pull building materials and equipment; Tandem Axle Dump; Distributor; Mixer; & Truck Mechanic

GROUP 4 - Euclid & Other Heavy Earthmoving Equipment & Lowboy; Articulator Cat; 5-Axle Vehicle; Winch & A-Frame when used in transporting materials; Ross Carrier; Forklift when used to transport building materials; & Pavement Breaker

-----  
WELDERS - Receive rate prescribed for craft performing operation to which welding is incidental.

=====  
Note: Executive Order (EO) 13706, Establishing Paid Sick Leave for Federal Contractors applies to all contracts subject to the Davis-Bacon Act for which the contract is awarded (and any solicitation was issued) on or after January 1, 2017. If this contract is covered by the EO, the contractor must provide employees with 1 hour of paid sick leave for every 30 hours they work, up to 56 hours of paid sick leave each year. Employees must be permitted to use paid sick leave for their own illness, injury or other health-related needs, including preventive care; to assist a family member (or person who is like family to the employee) who is ill, injured, or has other health-related needs, including preventive care; or for reasons resulting from, or to assist a family member (or person who is like family to the employee) who is a victim of, domestic violence, sexual assault, or stalking. Additional information on contractor requirements and worker protections under the EO is available at [www.dol.gov/whd/govcontracts](http://www.dol.gov/whd/govcontracts).

Unlisted classifications needed for work not included within the scope of the classifications listed may be added after award only as provided in the labor standards contract clauses (29CFR 5.5 (a) (1) (ii)).

-----  
The body of each wage determination lists the classification and wage rates that have been found to be prevailing for the cited type(s) of construction in the area covered by the wage determination. The classifications are listed in alphabetical order of "identifiers" that indicate whether the particular rate is a union rate (current union negotiated rate for local), a survey rate (weighted average rate) or a union average rate (weighted union average rate).

Union Rate Identifiers

A four letter classification abbreviation identifier enclosed in dotted lines beginning with characters other than "SU" or "UAVG" denotes that the union classification and rate were prevailing for that classification in the survey. Example: PLUM0198-005 07/01/2014. PLUM is an abbreviation identifier of the union which prevailed in the survey for this classification, which in this example would be Plumbers. 0198 indicates the local union number or district council number where applicable, i.e., Plumbers Local 0198. The next number,

005 in the example, is an internal number used in processing the wage determination. 07/01/2014 is the effective date of the most current negotiated rate, which in this example is July 1, 2014.

Union prevailing wage rates are updated to reflect all rate changes in the collective bargaining agreement (CBA) governing this classification and rate.

Survey Rate Identifiers

Classifications listed under the "SU" identifier indicate that no one rate prevailed for this classification in the survey and the published rate is derived by computing a weighted average rate based on all the rates reported in the survey for that classification. As this weighted average rate includes all rates reported in the survey, it may include both union and non-union rates. Example: SULA2012-007 5/13/2014. SU indicates the rates are survey rates based on a weighted average calculation of rates and are not majority rates. LA indicates the State of Louisiana. 2012 is the year of survey on which these classifications and rates are based. The next number, 007 in the example, is an internal number used in producing the wage determination. 5/13/2014 indicates the survey completion date for the classifications and rates under that identifier.

Survey wage rates are not updated and remain in effect until a new survey is conducted.

Union Average Rate Identifiers

Classification(s) listed under the UAVG identifier indicate that no single majority rate prevailed for those classifications; however, 100% of the data reported for the classifications was union data. EXAMPLE: UAVG-OH-0010 08/29/2014. UAVG indicates that the rate is a weighted union average rate. OH indicates the state. The next number, 0010 in the example, is an internal number used in producing the wage determination. 08/29/2014 indicates the survey completion date for the classifications and rates under that identifier.

A UAVG rate will be updated once a year, usually in January of each year, to reflect a weighted average of the current negotiated/CBA rate of the union locals from which the rate is based.

-----  
WAGE DETERMINATION APPEALS PROCESS

1.) Has there been an initial decision in the matter? This can be:

- \* an existing published wage determination
- \* a survey underlying a wage determination
- \* a Wage and Hour Division letter setting forth a position on a wage determination matter
- \* a conformance (additional classification and rate) ruling

On survey related matters, initial contact, including requests for summaries of surveys, should be with the Wage and Hour Regional Office for the area in which the survey was conducted because those Regional Offices have responsibility for the Davis-Bacon survey program. If the response from this initial contact is not satisfactory, then the process described in 2.) and 3.) should be followed.

With regard to any other matter not yet ripe for the formal process described here, initial contact should be with the Branch of Construction Wage Determinations. Write to:

Branch of Construction Wage Determinations  
Wage and Hour Division  
U.S. Department of Labor  
200 Constitution Avenue, N.W.  
Washington, DC 20210

2.) If the answer to the question in 1.) is yes, then an interested party (those affected by the action) can request review and reconsideration from the Wage and Hour Administrator (See 29 CFR Part 1.8 and 29 CFR Part 7). Write to:

Wage and Hour Administrator  
U.S. Department of Labor  
200 Constitution Avenue, N.W.  
Washington, DC 20210

The request should be accompanied by a full statement of the interested party's position and by any information (wage payment data, project description, area practice material, etc.) that the requestor considers relevant to the issue.

3.) If the decision of the Administrator is not favorable, an interested party may appeal directly to the Administrative Review Board (formerly the Wage Appeals Board). Write to:

Administrative Review Board  
U.S. Department of Labor  
200 Constitution Avenue, N.W.  
Washington, DC 20210

4.) All decisions by the Administrative Review Board are final.

=====  
END OF GENERAL DECISION

Fringe benefit amounts are applicable for all hours worked except when otherwise noted.

No laborer, workman or mechanic shall be paid at a rate less than that of a Journeyman except those classified as bona fide apprentices.

Apprentices or trainees shall be permitted to work as such subject to Administrative Regulations adopted by the Commissioner of Workplace Standards. Copies of these regulations will be furnished upon request from any interested person.

Before using apprentices on the job the contractor shall present to the Contracting Officer written evidence of registration of such employees in a program of a State apprenticeship and training agency approved and recognized by the U. S. Bureau of Apprenticeship and Training. In the absence of such a State agency, the contractor shall submit evidence of approval and registration by the U. S. Bureau of Apprenticeship and Training.

The contractor shall submit to the Contracting Officer, written evidence of the established apprenticeship-journeyman ratios and wage rates in the project area, which will be the basis for establishing such ratios and rates for the project under the applicable contract provisions.

**TO: EMPLOYERS/EMPLOYEES**

**PREVAILING WAGE SCHEDULE:**

**The wages indicated on this wage schedule are the least permitted to be paid for the occupations indicated. When an employee works in more than one classification, the employer must record the number of hours worked in each classification at the prescribed hourly base rate.**

**OVERTIME:**

**Overtime is to be paid after an employee works eight (8) hours a day or forty (40) hours a week, whichever gives the employee the greater wages. At least time and one-half the base rate is required for all overtime. A laborer, workman or mechanic and an employer may enter into a written agreement or a collective bargaining agreement to work more than eight (8) hours a calendar day but not more than ten (10) hours a calendar day for the straight time hourly rate. Wage violations or questions should be directed to the designated Engineer or the undersigned.**

Director  
Division of Construction Procurement  
Frankfort, Kentucky 40622  
502-564-3500



**NOTICE OF REQUIREMENT FOR AFFIRMATIVE ACTION  
TO ENSURE EQUAL EMPLOYMENT OPPORTUNITY  
(Executive Order 11246)**

1. The Offeror's or Bidder's attention is called to the "Equal Opportunity Clause" and the "Standard Federal Equal Employment Specifications" set forth herein.
2. The goals and timetables for minority and female participation, expressed in percentage terms for the Contractor's aggregate work force in each trade on all construction work in the covered area, are as follows:

<b>GOALS FOR MINORITY PARTICIPATION IN EACH TRADE</b>	<b>GOALS FOR FEMALE PARTICIPATION IN EACH TRADE</b>
2.5%	6.9%

These goals are applicable to all the Contractor's construction work (whether or not it is Federal or federally-assisted) performed in the covered area. If the contractor performs construction work in a geographical area located outside of the covered area, it shall apply the goals established for such geographical area where the work is actually performed. With regard to this second area, the contractor also is subject to the goals for both its federally involved and non-federally involved construction.

The Contractor's compliance with the Executive Order and the regulations in CFR Part 60-4 shall be based on its implementation of the Equal Opportunity Clause, specific affirmative action obligations required by the specifications set forth in 41 CFR 60-4, 3(a), and its efforts to meet the goals. The hours of minority and female employment and training must be substantially uniform throughout the length of the contract, and in each trade, and the contractor shall make a good faith effort to employ minorities and women evenly on each of its projects. The transfer of minority or female employees or trainees from Contractor to Contractor or from project to project for the sole purpose of meeting the Contractor's goals shall be a violation of the contract, the Executive Order and the regulations in 41 CFR Part 60-4. Compliance with the goals will be measured against the total work hours performed.

3. The Contractor shall provide written notification to the Director of the Office of Federal Contract Compliance Programs within ten (10) working days of award of any construction subcontract in excess of \$10,000.00 at any tier for construction work under the contract resulting from this solicitation. The notification shall list the name, address and telephone number of the subcontractor; employer identification number of the subcontractor; estimated dollar amount of the subcontract; estimated starting and completion dates of the subcontract; and the geographical area in which the subcontract is to be performed. The notification shall be mailed to:

**Evelyn Teague, Regional Director  
Office of Federal Contract Compliance Programs  
61 Forsyth Street, SW, Suite 7B75  
Atlanta, Georgia 30303-8609**

4. As used in this Notice, and in the contract resulting from this solicitation, the "**covered area**" is Carter County.

**PART IV**  
**INSURANCE**

## INSURANCE

The Contractor shall procure and maintain the following insurance in addition to the insurance required by law:

- 1) Commercial General Liability-Occurrence form – not less than \$2,000,000 General aggregate, \$2,000,000 Products & Completed Aggregate, \$1,000,000 Personal & Advertising, \$1,000,000 each occurrence.
- 2) Automobile Liability- \$1,000,000 per accident
- 3) Employers Liability:
  - a) \$100,000 Each Accident Bodily Injury
  - b) \$500,000 Policy limit Bodily Injury by Disease
  - c) \$100,000 Each Employee Bodily Injury by Disease
- 4) The insurance required above must be evidenced by a Certificate of Insurance and this Certificate of Insurance must contain one of the following statements:
  - a) "policy contains no deductible clauses."
  - b) "policy contains \_\_\_\_\_ (amount) deductible property damage clause but company will pay claim and collect the deductible from the insured."
- 5) KENTUCKY WORKMEN'S COMPENSATION INSURANCE. The contractor shall furnish evidence of coverage of all his employees or give evidence of self-insurance by submitting a copy of a certificate issued by the Workmen's Compensation Board.

The cost of insurance is incidental to all contract items. All subcontractors must meet the same minimum insurance requirements.

**PART V**  
**BID ITEMS**

**PROPOSAL BID ITEMS**

181234

Page 1 of 4

Report Date 9/27/18

**Section: 0001 - PAVING**

LINE	BID CODE	ALT	DESCRIPTION	QUANTITY	UNIT	UNIT PRIC	FP	AMOUNT
0010	00003		CRUSHED STONE BASE	5,232.00	TON		\$	
0020	00100		ASPHALT SEAL AGGREGATE	161.00	TON		\$	
0030	00103		ASPHALT SEAL COAT	19.00	TON		\$	
0040	00214		CL3 ASPH BASE 1.00D PG64-22	5,540.00	TON		\$	
0050	00339		CL3 ASPH SURF 0.38D PG64-22	932.00	TON		\$	
0060	00356		ASPHALT MATERIAL FOR TACK	12.00	TON		\$	
0070	02098		CEM CONC ENT PAVEMENT-4 IN	187.00	SQYD		\$	

**Section: 0002 - ROADWAY**

LINE	BID CODE	ALT	DESCRIPTION	QUANTITY	UNIT	UNIT PRIC	FP	AMOUNT
0080	00078		CRUSHED AGGREGATE SIZE NO 2	7,187.00	TON		\$	
0090	00190		LEVELING & WEDGING PG64-22	200.00	TON		\$	
0100	01000		PERFORATED PIPE-4 IN	67.50	LF		\$	
0110	01010		NON-PERFORATED PIPE-4 IN	20.00	LF		\$	
0120	01028		PERF PIPE HEADWALL TY 3-4 IN	2.00	EACH		\$	
0130	01825		ISLAND CURB AND GUTTER	200.00	LF		\$	
0140	02014		BARRICADE-TYPE III	4.00	EACH		\$	
0150	02159		TEMP DITCH	1,825.00	LF		\$	
0160	02160		CLEAN TEMP DITCH	912.50	LF		\$	
0170	02230		EMBANKMENT IN PLACE	126,739.00	CUYD		\$	
0180	02242		WATER (FOR DUST CONTROL)	36.00	MGAL		\$	
0190	02351		GUARDRAIL-STEEL W BEAM-S FACE	2,087.50	LF		\$	
0200	02360		GUARDRAIL TERMINAL SECTION NO 1	3.00	EACH		\$	
0210	02363		GUARDRAIL CONNECTOR TO BRIDGE END TY A	8.00	EACH		\$	
0220	02371		GUARDRAIL END TREATMENT TYPE 7	1.00	EACH		\$	
0230	02391		GUARDRAIL END TREATMENT TYPE 4A	5.00	EACH		\$	
0240	02429		RIGHT-OF-WAY MONUMENT TYPE 1	30.00	EACH		\$	
0250	02431		WITNESS R/W MONUMENT TYPE 2	9.00	EACH		\$	
0260	02432		WITNESS POST	31.00	EACH		\$	
0270	02483		CHANNEL LINING CLASS II	36.00	TON		\$	
0280	02484		CHANNEL LINING CLASS III	41.00	TON		\$	
0290	02545		CLEARING AND GRUBBING (APPROXIMATELY 18.4 ACRES)	1.00	LS		\$	
0300	02562		TEMPORARY SIGNS	510.00	SQFT		\$	
0310	02599		FABRIC-GEOTEXTILE TYPE IV	1,556.00	SQYD		\$	
0320	02600		FABRIC GEOTEXTILE TY IV FOR PIPE	606.00	SQYD	\$2.00	\$	\$1,212.00
0330	02650		MAINTAIN & CONTROL TRAFFIC	1.00	LS		\$	
0340	02676		MOBILIZATION FOR MILL & TEXT	1.00	LS		\$	
0350	02677		ASPHALT PAVE MILLING & TEXTURING	14.00	TON		\$	
0360	02697		EDGELINE RUMBLE STRIPS	7,300.00	LF		\$	
0370	02701		TEMP SILT FENCE	1,825.00	LF		\$	
0380	02703		SILT TRAP TYPE A	19.00	EACH		\$	
0390	02704		SILT TRAP TYPE B	19.00	EACH		\$	
0400	02705		SILT TRAP TYPE C	19.00	EACH		\$	

**PROPOSAL BID ITEMS**

181234

Page 2 of 4

Report Date 9/27/18

LINE	BID CODE	ALT	DESCRIPTION	QUANTITY	UNIT	UNIT PRIC	FP	AMOUNT
0410	02706		CLEAN SILT TRAP TYPE A	19.00	EACH		\$	
0420	02707		CLEAN SILT TRAP TYPE B	19.00	EACH		\$	
0430	02708		CLEAN SILT TRAP TYPE C	19.00	EACH		\$	
0440	02726		STAKING	1.00	LS		\$	
0450	02731		REMOVE STRUCTURE (STEEL TRUSS BRIDGE AT APPROX. STA. 214+74)	1.00	LS		\$	
0460	02731		REMOVE STRUCTURE (STEEL TRUSS BRIDGE AT APPROX. STA. 223+65)	1.00	LS		\$	
0470	05950		EROSION CONTROL BLANKET	5,206.00	SQYD		\$	
0480	05952		TEMP MULCH	59,202.00	SQYD		\$	
0490	05953		TEMP SEEDING AND PROTECTION	44,402.00	SQYD		\$	
0500	05963		INITIAL FERTILIZER	2.10	TON		\$	
0510	05964		20-10-10 FERTILIZER	3.50	TON		\$	
0520	05985		SEEDING AND PROTECTION	67,894.00	SQYD		\$	
0530	05992		AGRICULTURAL LIMESTONE	42.00	TON		\$	
0540	06510		PAVE STRIPING-TEMP PAINT-4 IN	28,400.00	LF		\$	
0550	06514		PAVE STRIPING-PERM PAINT-4 IN	14,200.00	LF		\$	
0560	06550		PAVE STRIPING-TEMP REM TAPE-W	800.00	LF		\$	
0570	06551		PAVE STRIPING-TEMP REM TAPE-Y	800.00	LF		\$	
0580	10020NS		FUEL ADJUSTMENT	36,455.00	DOLL	\$1.00	\$	\$36,455.00
0590	10030NS		ASPHALT ADJUSTMENT	25,291.00	DOLL	\$1.00	\$	\$25,291.00
0600	20209EP69		GRANULAR PILE CORE	2,307.00	CUYD		\$	
0610	23274EN11F		TURF REINFORCEMENT MAT 1	1,009.00	SQYD		\$	
0620	23276EN11F		TURF REINFORCEMENT MAT 3	218.00	SQYD		\$	
0630	24540		R/W MONUMENT TYPE 3	6.00	EACH		\$	
0640	24814EC		PIPELINE INSPECTION	148.00	LF		\$	

**Section: 0003 - DRAINAGE**

LINE	BID CODE	ALT	DESCRIPTION	QUANTITY	UNIT	UNIT PRIC	FP	AMOUNT
0650	00440		ENTRANCE PIPE-15 IN	62.00	LF		\$	
0660	00454		ENTRANCE PIPE-30 IN EQUIV	52.00	LF		\$	
0670	00461		CULVERT PIPE-15 IN	3.00	LF		\$	
0680	00526		STORM SEWER PIPE-30 IN	148.00	LF		\$	
0690	01394		METAL END SECTION TY 3-30 IN	2.00	EACH		\$	
0700	01493		DROP BOX INLET TYPE 2	1.00	EACH		\$	
0710	01559		DROP BOX INLET TYPE 13G	1.00	EACH		\$	
0720	01691		FLUME INLET TYPE 2	2.00	EACH		\$	

**Section: 0004 - BRIDGE - STA. 214+ 50.00 - DWG. 26795**

LINE	BID CODE	ALT	DESCRIPTION	QUANTITY	UNIT	UNIT PRIC	FP	AMOUNT
0730	02223		GRANULAR EMBANKMENT	3,565.00	CUYD		\$	
0740	02231		STRUCTURE GRANULAR BACKFILL	313.00	CUYD		\$	
0750	02599		FABRIC-GEOTEXTILE TYPE IV	2,591.00	SQYD		\$	
0760	02998		MASONRY COATING	2,027.00	SQYD		\$	

**PROPOSAL BID ITEMS**

181234

Page 3 of 4

Report Date 9/27/18

LINE	BID CODE	ALT	DESCRIPTION	QUANTITY	UNIT	UNIT PRIC	FP	AMOUNT
0770	03299		ARMORED EDGE FOR CONCRETE	91.00	LF		\$	
0780	08001		STRUCTURE EXCAVATION-COMMON	2,336.00	CUYD		\$	
0790	08018		RETAINING WALL ( #1)	281.00	SQFT		\$	
0800	08018		RETAINING WALL (#2)	9,528.00	SQFT		\$	
0810	08019		CYCLOPEAN STONE RIP RAP	4,951.00	TON		\$	
0820	08033		TEST PILES	136.00	LF		\$	
0830	08046		PILES-STEEL HP12X53	1,640.00	LF		\$	
0840	08094		PILE POINTS-12 IN	72.00	EACH		\$	
0850	08100		CONCRETE-CLASS A	319.40	CUYD		\$	
0860	08104		CONCRETE-CLASS AA	342.40	CUYD		\$	
0870	08150		STEEL REINFORCEMENT	59,824.00	LB		\$	
0880	08151		STEEL REINFORCEMENT-EPOXY COATED	101,986.00	LB		\$	
0890	08634		PRECAST PC I BEAM TYPE 4	1,079.00	LF		\$	
0900	21532ED		RAIL SYSTEM TYPE III	1,064.00	LF		\$	

**Section: 0005 - BRIDGE - STA. 223+ 86.00 - DWG. 26796**

LINE	BID CODE	ALT	DESCRIPTION	QUANTITY	UNIT	UNIT PRIC	FP	AMOUNT
0910	02231		STRUCTURE GRANULAR BACKFILL	212.00	CUYD		\$	
0920	02599		FABRIC-GEOTEXTILE TYPE IV	264.00	SQYD		\$	
0930	02998		MASONRY COATING	497.00	SQYD		\$	
0940	03299		ARMORED EDGE FOR CONCRETE	67.00	LF		\$	
0950	08001		STRUCTURE EXCAVATION-COMMON	308.00	CUYD		\$	
0960	08019		CYCLOPEAN STONE RIP RAP	3,750.00	TON		\$	
0970	08033		TEST PILES	223.00	LF		\$	
0980	08046		PILES-STEEL HP12X53	2,329.00	LF		\$	
0990	08094		PILE POINTS-12 IN	52.00	EACH		\$	
1000	08100		CONCRETE-CLASS A	227.10	CUYD		\$	
1010	08104		CONCRETE-CLASS AA	275.60	CUYD		\$	
1020	08150		STEEL REINFORCEMENT	47,572.00	LB		\$	
1030	08151		STEEL REINFORCEMENT-EPOXY COATED	78,794.00	LB		\$	
1040	08634		PRECAST PC I BEAM TYPE 4	887.00	LF		\$	
1050	21532ED		RAIL SYSTEM TYPE III	450.00	LF		\$	

**Section: 0006 - WATERLINE**

LINE	BID CODE	ALT	DESCRIPTION	QUANTITY	UNIT	UNIT PRIC	FP	AMOUNT
1060	05953		TEMP SEEDING AND PROTECTION	13,893.00	SQYD		\$	
1070	14004		W DIRECTIONAL BORE (6-IN HDPE CL-200 W/ 12-IN DR11 HDPE CASING)	483.00	LF		\$	
1080	14007		W ENCASMENT STEEL BORED RANGE 2 (6-IN STEEL (SCH. 40) BORE & JACK CASING PIPE, W/ END SEALS, 6-IN X 2-IN PIPE SK	315.00	LF		\$	

**PROPOSAL BID ITEMS**

181234

Page 4 of 4

Report Date 9/27/18

LINE	BID CODE	ALT	DESCRIPTION	QUANTITY	UNIT	UNIT PRIC	FP	AMOUNT
1090	14008		W ENCASEMENT STEEL BORED RANGE 3 (12-IN STEEL (SCH. 40) BORE & JACK CASING PIPE, W/END SEALS, 12-IN X 6-IN PIPE S	227.00	LF		\$	
1100	14019		W FIRE HYDRANT ASSEMBLY (W/ TEE, 6-IN GC/BOX (KENNEDY K81-D)	1.00	EACH		\$	
1110	14030		W METER RELOCATE (W/ 3/4-IN SERVICE TUBING)	6.00	EACH		\$	
1120	14056		W PIPE PVC 02 INCH (CL-200)	654.00	LF		\$	
1130	14059		W PIPE PVC 06 INCH (CL-200)	3,417.00	LF		\$	
1140	14060		W PIPE PVC 08 INCH (CL-200)	506.00	LF		\$	
1150	14091		W TIE-IN 02 INCH (W 2-IN X 2-IN TAPPING SLEEVE COMPLETE)	1.00	EACH		\$	
1160	14094		W TIE-IN 06 INCH (W/ 6-IN X 2-IN TAPPING SLEEVE COMPLETE)	1.00	EACH		\$	
1170	14094		W TIE-IN 06 INCH (W/ 6-IN X 6-IN TAPPING SLEEVE AND VALVE COMPLETE)	1.00	EACH		\$	
1180	14095		W TIE-IN 08 INCH (W/ 8-IN X 8-IN TAPPING SLEEVEAND VALVE COMPLETE)	2.00	EACH		\$	
1190	14102		W VALVE 02 INCH (W/ BOX/LID COMPLETE)	4.00	EACH		\$	
1200	14635		W LEAK DETECTION METER INST	3.00	EACH		\$	

**Section: 0007 - DEMOBILIZATION &/OR MOBILIZATION**

LINE	BID CODE	ALT	DESCRIPTION	QUANTITY	UNIT	UNIT PRIC	FP	AMOUNT
1210	02568		MOBILIZATION	1.00	LS		\$	
1220	02569		DEMOBILIZATION	1.00	LS		\$	