



CALL NO. 100

CONTRACT ID. 215212

CHRISTIAN COUNTY

FED/STATE PROJECT NUMBER NHPP 9030 (314)

DESCRIPTION WALNUT STREET - US 41 ALT

WORK TYPE BRIDGE REPLACEMENT

PRIMARY COMPLETION DATE 11/30/2022

LETTING DATE: October 22,2021

Sealed Bids will be received electronically through the Bid Express bidding service until 10:00 am EASTERN DAYLIGHT TIME October 22,2021. Bids will be publicly announced at 10:00 am EASTERN DAYLIGHT TIME.

NO PLANS ASSOCIATED WITH THIS PROJECT.

DBE CERTIFICATION REQUIRED - 8%

REQUIRED BID PROPOSAL GUARANTY: Not less than 5% of the total bid.

TABLE OF CONTENTS

PART I	SCOPE OF WORK
	<ul style="list-style-type: none">• PROJECT(S), COMPLETION DATE(S), & LIQUIDATED DAMAGES• CONTRACT NOTES• FEDERAL CONTRACT NOTES• ASPHALT MIXTURE• INCIDENTAL SURFACING• COMPACTION OPTION B• SPECIAL NOTE(S) APPLICABLE TO PROJECT• LIQUIDATED DAMAGES• TREE REMOVAL• BRIDGE DEMOLITION, RENOVATION AND ASBESTOS ABATEMENT• ASBESTOS ABATEMENT REPORT• RIGHT OF WAY CERTIFICATION• UTILITY IMPACT & RAIL CERTIFICATION NOTES• RAILROAD NOTES• GEOTECHNICAL NOTES
PART II	SPECIFICATIONS AND STANDARD DRAWINGS
	<ul style="list-style-type: none">• SPECIFICATIONS REFERENCE• SUPPLEMENTAL SPECIFICATION• [SN-1I] PORTABLE CHANGEABLE SIGNS• [SP-69] EMBANKMENT AT BRIDGE END BENT STRUCTURES
PART III	EMPLOYMENT, WAGE AND RECORD REQUIREMENTS
	<ul style="list-style-type: none">• FEDERAL-AID CONSTRUCTION CONTRACTS - FHWA 1273• NONDISCRIMINATION OF EMPLOYEES• EXECUTIVE BRANCH CODE OF ETHICS• PROJECT WAGE RATES LOCALITY 1 / FEDERAL• NOTICE OF REQUIREMENT FOR AFFIRMATIVE ACTION TO ENSURE EEO CHRISTIAN
PART IV	INSURANCE
PART V	BID ITEMS

PART I
SCOPE OF WORK

ADMINISTRATIVE DISTRICT - 02

CONTRACT ID - 215212

NHPP 9030 (314)

COUNTY - CHRISTIAN

PCN - BR02400412100

NHPP 9030 (314)

WALNUT STREET - US 41 ALT (MP 15.386) ADDRESS DEFICIENCIES OF BRIDGE OVER CSX RR ON WALNUT STREET (US 41A) IN HOPKINSVILLE 475 FT NE OF EAST 21ST STREET (CS 1016) (024B00112N) (MP 15.418), A DISTANCE OF 0.03 MILES. BRIDGE REPLACEMENT SYP NO. 02-01089.00.

GEOGRAPHIC COORDINATES LATITUDE 36:51:19.00 LONGITUDE 87:29:16.00

COMPLETION DATE(S):

COMPLETED BY 11/30/2022

APPLIES TO ENTIRE PROJECT

180 CALENDAR Days

SEE LIQUIDATED DAMAGES NOTE

CONTRACT NOTES

PROPOSAL ADDENDA

All addenda to this proposal must be applied when calculating bid and certified in the bid packet submitted to the Kentucky Department of Highways. Failure to use the correct and most recent addenda may result in the bid being rejected.

BID SUBMITTAL

Bidder must use the Department's electronic bidding software. The Bidder must download the bid file located on the Bid Express website (www.bidx.com) to prepare a bid packet for submission to the Department. The bidder must submit electronically using Bid Express.

JOINT VENTURE BIDDING

Joint venture bidding is permissible. All companies in the joint venture must be prequalified in one of the work types in the Qualifications for Bidders for the project. The bidders must get a vendor ID for the joint venture from the Division of Construction Procurement and register the joint venture as a bidder on the project. Also, the joint venture must obtain a digital ID from Bid Express to submit a bid. A joint bid bond of 5% may be submitted for both companies or each company may submit a separate bond of 5%.

UNDERGROUND FACILITY DAMAGE PROTECTION

The contractor shall make every effort to protect underground facilities from damage as prescribed in the Underground Facility Damage Protection Act of 1994, Kentucky Revised Statute KRS 367.4901 to 367.4917. It is the contractor's responsibility to determine and take steps necessary to be in compliance with federal and state damage prevention directives. When prescribed in said directives, the contractor shall submit Excavation Locate Requests to the Kentucky Contact Center (KY811) via web ticket entry. The submission of this request does not relieve the contractor from the responsibility of contacting non-member facility owners, whom shall be contacted through their individual Protection Notification Center. Non-compliance with these directives can result in the enforcement of penalties.

REGISTRATION WITH THE SECRETARY OF STATE BY A FOREIGN ENTITY

Pursuant to KRS 176.085(1)(b), an agency, department, office, or political subdivision of the Commonwealth of Kentucky shall not award a state contract to a person that is a foreign entity required by [KRS 14A.9-010](#) to obtain a certificate of authority to transact business in the Commonwealth ("certificate") from the Secretary of State under [KRS 14A.9-030](#) unless the person produces the certificate within fourteen (14) days of the bid or proposal opening. If the foreign entity is not required to obtain a certificate as provided in [KRS 14A.9-010](#), the foreign entity should identify the applicable exception. Foreign entity is defined within [KRS 14A.1-070](#).

For all foreign entities required to obtain a certificate of authority to transact business in the Commonwealth, if a copy of the certificate is not received by the contracting agency within the time frame identified above, the foreign entity's solicitation response shall be deemed non-responsive or the awarded contract shall be cancelled.

Businesses can register with the Secretary of State at <https://secure.kentucky.gov/sos/ftbr/welcome.aspx>.

SPECIAL NOTE FOR PROJECT QUESTIONS DURING ADVERTISEMENT

Questions about projects during the advertisement should be submitted in writing to the Division of Construction Procurement. This may be done by fax (502) 564-7299 or email to kytc.projectquestions@ky.gov. The Department will attempt to answer all submitted questions. The Department reserves the right not to answer if the question is not pertinent or does not aid in clarifying the project intent.

The deadline for posting answers will be 3:00 pm Eastern Daylight Time, the day preceding the Letting. Questions may be submitted until this deadline with the understanding that the later a question is submitted, the less likely an answer will be able to be provided.

The questions and answers will be posted for each Letting under the heading "Questions & Answers" on the Construction Procurement website (www.transportation.ky.gov/contract). The answers provided shall be considered part of this Special Note and, in case of a discrepancy, will govern over all other bidding documents.

HARDWOOD REMOVAL RESTRICTIONS

The US Department of Agriculture has imposed a quarantine in Kentucky and several surrounding states, to prevent the spread of an invasive insect, the emerald ash borer. Hardwood cut in conjunction with the project may not be removed from the state. Chipping or burning on site is the preferred method of disposal.

INSTRUCTIONS FOR EXCESS MATERIAL SITES AND BORROW SITES

Identification of excess material sites and borrow sites shall be the responsibility of the Contractor. The Contractor shall be responsible for compliance with all applicable state and federal laws and may wish to consult with the US Fish and Wildlife Service to seek protection under Section 10 of the Endangered Species Act for these activities.

ACCESS TO RECORDS

The contractor, as defined in KRS 45A.030 (9) agrees that the contracting agency, the Finance and Administration Cabinet, the Auditor of Public Accounts, and the Legislative Research Commission, or their duly authorized representatives, shall have access to any books, documents, papers, records, or other evidence, which are directly pertinent to this contract for the purpose of financial audit or program review. Records and other prequalification information confidentially

disclosed as part of the bid process shall not be deemed as directly pertinent to the contract and shall be exempt from disclosure as provided in KRS 61.878(1)(c). The contractor also recognizes that any books, documents, papers, records, or other evidence, received during a financial audit or program review shall be subject to the Kentucky Open Records Act, KRS 61.870 to 61.884.

In the event of a dispute between the contractor and the contracting agency, Attorney General, or the Auditor of Public Accounts over documents that are eligible for production and review, the Finance and Administration Cabinet shall review the dispute and issue a determination, in accordance with Secretary's Order 11-004.

April 30, 2018

FEDERAL CONTRACT NOTES

The Kentucky Department of Highways, in accordance with the Regulations of the United States Department of Transportation 23 CFR 635.112 (h), hereby notifies all bidders that failure by a bidder to comply with all applicable sections of the current Kentucky Standard Specifications, including, but not limited to the following, may result in a bid not being considered responsive and thus not eligible to be considered for award:

- | | |
|--------------------------------|--|
| 102.02 Current Rating | 102.08 Preparation and Delivery of Proposals |
| 102.13 Irregular Bid Proposals | 102.14 Disqualification of Bidders |
| 102.09 Proposal Guaranty | |

CIVIL RIGHTS ACT OF 1964

The Kentucky Department of Highways, in accordance with the provisions of Title VI of the Civil Rights Act of 1964 (78 Stat. 252) and the Regulations of the Federal Department of Transportation (49 C.F.R., Part 21), issued pursuant to such Act, hereby notifies all bidders that it will affirmatively insure that the contract entered into pursuant to this advertisement will be awarded to the lowest responsible bidder without discrimination on the ground of race, color, or national origin.

NOTICE TO ALL BIDDERS

To report bid rigging activities call: 1-800-424-9071.

The U.S. Department of Transportation (DOT) operates the above toll-free “hotline” Monday through Friday, 8:00 a.m. to 5:00 p.m. eastern time. Anyone with knowledge of possible bid rigging, bidder collusion, or other fraudulent activities should use the “hotline” to report such activities.

The “hotline” is part of the DOT’s continuing effort to identify and investigate highway construction contract fraud and abuse and is operated under the direction of the DOT Inspector General. All information will be treated confidentially and caller anonymity will be respected.

SECOND TIER SUBCONTRACTS

Second tier subcontracts are acceptable per Section 108.01 of the Standard Specifications for Road and Bridge Construction. There are special rules to DBE subcontractors satisfying DBE goals on federal-aid projects. 1st-Tier DBE Subcontractors may only enter into a 2nd-Tier subcontract with another DBE contractor.

DISADVANTAGED BUSINESS ENTERPRISE PROGRAM

It is the policy of the Kentucky Transportation Cabinet (“the Cabinet”) that Disadvantaged Business Enterprises (“DBE”) shall have the opportunity to participate in the performance of highway construction projects financed in whole or in part by Federal Funds in order to create a level playing field for all businesses who wish to contract with the Cabinet. To that end, the Cabinet will comply with the regulations found in 49 CFR Part 26, and the definitions and requirements contained therein shall be adopted as if set out verbatim herein.

The Cabinet, contractors, subcontractors, and sub-recipients shall not discriminate on the basis of race, color, national origin, or sex in the performance of work performed pursuant to Cabinet contracts. The contractor shall carry out applicable requirements of 49 CFR 26 in the award and administration of federally assisted highway construction projects. The contractor will include this provision in all its subcontracts and supply agreements pertaining to contracts with the Cabinet.

Failure by the contractor to carry out these requirements is a material breach of its contract with the Cabinet, which may result in the termination of the contract or such other remedy as the Cabinet deems necessary.

DBE GOAL

The Disadvantaged Business Enterprise (DBE) goal established for this contract, as listed on the front page of the proposal, is the percentage of the total value of the contract.

The contractor shall exercise all necessary and reasonable steps to ensure that Disadvantaged Business Enterprises participate in a least the percent of the contract as set forth above as goals for this contract.

OBLIGATION OF CONTRACTORS

Each contractor prequalified to perform work on Cabinet projects shall designate and make known to the Cabinet a liaison officer who is assigned the responsibility of effectively administering and promoting an active program for utilization of DBEs.

If a formal goal has not been designated for the contract, all contractors are encouraged to consider DBEs for subcontract work as well as for the supply of material and services needed to perform this work.

Contractors are encouraged to use the services of banks owned and controlled by minorities and women.

CERTIFICATION OF CONTRACT GOAL

Contractors shall include the following certification in bids for projects for which a DBE goal has been established. BIDS SUBMITTED WHICH DO NOT INCLUDE CERTIFICATION OF DBE PARTICIPATION WILL NOT BE ACCEPTED. These bids will not be considered for award by the Cabinet and they will be returned to the bidder.

“The bidder certifies that it has secured participation by Disadvantaged Business Enterprises (“DBE”) in the amount of _____ percent of the total value of this contract and that the DBE participation is in compliance with the requirements of 49 CFR 26 and the policies of the Kentucky Transportation Cabinet pertaining to the DBE Program.”

The certification statement is located in the electronic bid file. All contractors must certify their DBE participation on that page. DBEs utilized in achieving the DBE goal must be certified and prequalified for the work items at the time the bid is submitted.

DBE PARTICIPATION PLAN

Lowest responsive bidders must submit the *DBE Plan/ Subcontractor Request*, form TC 14-35 DBE, within **5** days of the letting. This is necessary before the Awards Committee will review and make a recommendation. **The project will not be considered for award prior to submission and approval of the apparent low bidder’s DBE Plan/Subcontractor Request.**

The DBE Participation Plan shall include the following:

1. Name and address of DBE Subcontractor(s) and/or supplier(s) intended to be used in the proposed project;
2. Description of the work each is to perform including the work item, unit, quantity, unit price and total amount of the work to be performed by the individual DBE. The Proposal Line Number, Category Number, and the Project Line Number can be found in the “material listing” on the Construction Procurement website under the specific letting;
3. The dollar value of each proposed DBE subcontract and the percentage of total project contract value this represents. DBE participation may be counted as follows:
 - a. If DBE suppliers and manufactures assume actual and contractual responsibility, the dollar value of materials to be furnished will be counted toward the goal as follows:
 - The entire expenditure paid to a DBE manufacturer;
 - 60 percent of expenditures to DBE suppliers that are not manufacturers provided the supplier is a regular dealer in the product involved. A regular dealer must be engaged in, as its principal business and in its own name, the sale of products to the public, maintain an inventory and own and operate distribution equipment; and
 - The amount of fees or commissions charged by the DBE firms for a bona fide service, such as professional, technical, consultant, or managerial services and assistance in the procurement of essential personnel, facilities, equipment, materials, supplies, delivery of materials and supplies or for furnishing bonds, or insurance, providing such fees or commissions are determined to be reasonable and customary.

- b) The dollar value of services provided by DBEs such as quality control testing, equipment repair and maintenance, engineering, staking, etc.;
 - c) The dollar value of joint ventures. DBE credit for joint ventures will be limited to the dollar amount of the work actually performed by the DBE in the joint venture;
4. Written and signed documentation of the bidder's commitment to use a DBE contractor whose participation is being utilized to meet the DBE goal; and
 5. Written and signed confirmation from the DBE that it is participating in the contract as provided in the prime contractor's commitment.

UPON AWARD AND BEFORE A WORK ORDER WILL BE ISSUED

Contractors must submit the signed subcontract between the contractor and the DBE contractor, along with the DBE's certificate of insurance. If the DBE is a supplier of materials for the project, a signed purchase order must be submitted to the Division of Construction Procurement.

Changes to DBE Participation Plans must be approved by the Cabinet. The Cabinet may consider extenuating circumstances including, but not limited to, changes in the nature or scope of the project, the inability or unwillingness of a DBE to perform the work in accordance with the bid, and/or other circumstances beyond the control of the prime contractor.

CONSIDERATION OF GOOD FAITH EFFORTS REQUESTS

If the DBE participation submitted in the bid by the apparent lowest responsive bidder does not meet or exceed the DBE contract goal, the apparent lowest responsive bidder must submit a Good Faith Effort Package to satisfy the Cabinet that sufficient good faith efforts were made to meet the contract goals prior to submission of the bid. Efforts to increase the goal after bid submission will not be considered in justifying the good faith effort, unless the contractor can show that the proposed DBE was solicited prior to the letting date. DBEs utilized in achieving the DBE goal must be certified and prequalified for the work items at the time the bid is submitted. One complete set (hard copy along with an electronic copy) of this information must be received in the Division of Contract Procurement no later than 12:00 noon of the tenth calendar day after receipt of notification that they are the apparent low bidder.

Where the information submitted includes repetitious solicitation letters it will be acceptable to submit a sample representative letter along with a distribution list of the firms solicited. Documentation of DBE quotations shall be a part of the good faith effort submittal as necessary to demonstrate compliance with the factors listed below which the Cabinet considers in judging good faith efforts. This documentation may include written subcontractors' quotations, telephone log notations of verbal quotations, or other types of quotation documentation.

The Good Faith Effort Package shall include, but may not be limited to information showing evidence of the following:

1. Whether the bidder attended any pre-bid meetings that were scheduled by the Cabinet to inform DBEs of subcontracting opportunities;
2. Whether the bidder provided solicitations through all reasonable and available means;
3. Whether the bidder provided written notice to all DBEs listed in the DBE directory at the time of the letting who are prequalified in the areas of work that the bidder will be subcontracting;
4. Whether the bidder followed up initial solicitations of interest by contacting DBEs to determine with certainty whether they were interested. If a reasonable amount of DBEs within the targeted districts do not provide an intent to quote or no DBEs are prequalified in the subcontracted areas, the bidder must notify the Disadvantaged Enterprise Business Liaison Officer (DEBLO) in the Office of Civil Rights and Small Business Development to give notification of the bidder's inability to get DBE quotes;
5. Whether the bidder selected portions of the work to be performed by DBEs in order to increase the likelihood of meeting the contract goals. This includes, where appropriate, breaking out contract work items into economically feasible units to facilitate DBE participation, even when the prime contractor might otherwise perform these work items with its own forces;
6. Whether the bidder provided interested DBEs with adequate and timely information about the plans, specifications, and requirements of the contract;
7. Whether the bidder negotiated in good faith with interested DBEs not rejecting them as unqualified without sound reasons based on a thorough investigation of their capabilities. Any rejection should be so noted in writing with a description as to why an agreement could not be reached;
8. Whether quotations were received from interested DBE firms but were rejected as unacceptable without sound reasons why the quotations were considered unacceptable. The fact that the DBE firm's quotation for the work is not the lowest quotation received will not in itself be considered as a sound reason for rejecting the quotation as unacceptable. The fact that the bidder has the ability and/or desire to perform the contract work with its own forces will not be considered a sound reason for rejecting a DBE quote. Nothing in this provision shall be construed to require the bidder to accept unreasonable quotes in order to satisfy DBE goals;
9. Whether the bidder specifically negotiated with subcontractors to assume part of the responsibility to meet the contract DBE goal when the work to be subcontracted includes potential DBE participation;
10. Whether the bidder made any efforts and/or offered assistance to interested DBEs in obtaining the necessary equipment, supplies, materials, insurance and/or bonding to satisfy the work requirements of the bid proposal; and
11. Any other evidence that the bidder submits which may show that the bidder has made reasonable good faith efforts to include DBE participation.

FAILURE TO MEET GOOD FAITH REQUIREMENT

Where the apparent lowest responsive bidder fails to submit sufficient participation by DBE firms to meet the contract goal and upon a determination by the Good Faith Committee based upon the information submitted that the apparent lowest responsive bidder failed to make sufficient reasonable efforts to meet the contract goal, the bidder will be offered the opportunity to meet in person for administrative reconsideration. The bidder will be notified of the Committee's decision within 24 hours of its decision. The bidder will have 24 hours to request reconsideration of the Committee's decision. The reconsideration meeting will be held within two days of the receipt of a request by the bidder for reconsideration.

The request for reconsideration will be heard by the Office of the Secretary. The bidder will have the opportunity to present written documentation or argument concerning the issue of whether it met the goal or made an adequate good faith effort. The bidder will receive a written decision on the reconsideration explaining the basis for the finding that the bidder did or did not meet the goal or made adequate Good Faith efforts to do so.

The result of the reconsideration process is not administratively appealable to the Cabinet or to the United States Department of Transportation.

The Cabinet reserves the right to award the contract to the next lowest responsive bidder or to rebid the contract in the event that the contract is not awarded to the low bidder as the result of a failure to meet the good faith requirement.

SANCTIONS FOR FAILURE TO MEET DBE REQUIREMENTS OF THE PROJECT

Failure by the prime contractor to fulfill the DBE requirements of a project under contract or to demonstrate good faith efforts to meet the goal constitutes a breach of contract. When this occurs, the Cabinet will hold the prime contractor accountable, as would be the case with all other contract provisions. Therefore, the contractor's failure to carry out the DBE contract requirements shall constitute a breach of contract and as such the Cabinet reserves the right to exercise all administrative remedies at its disposal including, but not limited to the following:

- Suspension of Prequalification;
- Disallow credit toward the DBE goal;
- Withholding progress payments;
- Withholding payment to the prime in an amount equal to the unmet portion of the contract goal; and/or
- Termination of the contract.

PROMPT PAYMENT

The prime contractor will be required to pay the DBE and Non-DBE Subcontractors within seven (7) working days after he or she has received payment from the Kentucky Transportation Cabinet for work performed or materials furnished.

CONTRACTOR REPORTING

All contractors must keep detailed records and provide reports to the Cabinet on their progress in meeting the DBE requirement on any highway contract. These records may include, but shall not be limited to payroll, lease agreements, cancelled payroll checks, executed subcontracting agreements, etc. Prime contractors will be required to complete and submit a **signed and notarized** Affidavit of Subcontractor Payment (TC 18-7) and copies of checks for any monies paid to each DBE subcontractor or supplier utilized to meet a DBE goal. These documents must be completed and signed within 7 days of being paid by the Cabinet.

Payment information that needs to be reported includes date the payment is sent to the DBE, check number, Contract ID, amount of payment and the check date. Before Final Payment is made on this contract, the Prime Contractor will certify that all payments were made to the DBE subcontractor and/or DBE suppliers.

******* IMPORTANT *******

Please mail the original, signed and completed TC (18-7) Affidavit of Subcontractor Payment form and all copies of checks for payments listed above to the following address:

Office of Civil Rights and Small Business Development
6th Floor West 200 Mero Street
Frankfort, KY 40622

The prime contractor should notify the KYTC Office of Civil Rights and Small Business Development seven (7) days prior to DBE contractors commencing work on the project. The contact in this office is Mr. Melvin Bynes. Mr. Bynes' current contact information is email address – melvin.bynes2@ky.gov and the telephone number is (502) 564-3601.

DEFAULT OR DECERTIFICATION OF THE DBE

If the DBE subcontractor or supplier is decertified or defaults in the performance of its work, and the overall goal cannot be credited for the uncompleted work, the prime contractor may utilize a substitute DBE or elect to fulfill the DBE goal with another DBE on a different work item. If after exerting good faith effort in accordance with the Cabinet's Good Faith Effort policies and procedures, the prime contractor is unable to replace the DBE, then the unmet portion of the goal may be waived at the discretion of the Cabinet.

PROHIBITION ON TELECOMMUNICATIONS EQUIPMENT OR SERVICES

In accordance with the FY 2019 National Defense Authorization Act (NDAA), 2 CFR 200.216, and 2 CFR 200.471, Federal agencies are prohibited, after August 13, 2020, from obligating or expending financial assistance to obtain certain telecommunications and video surveillance services and equipment from specific producers. As a result of these regulations, contractors and subcontractors are prohibited, on projects with federal funding participation, from providing telecommunication or video surveillance equipment, services, or systems produced by:

- Huawei Technologies Company or ZTE Corporation (or any subsidiary or affiliate of such entities)
- Hytera Communications Corporation, Hangzhou Hikvision Digital Technology Company, or Dahua Technology Company (or any subsidiary or affiliate of such entities)

LEGAL REQUIREMENTS AND RESPONSIBILITY TO THE PUBLIC – CARGO PREFERENCE ACT (CPA).

(REV 12-17-15) (1-16)

SECTION 7 is expanded by the following new Article:

102.10 **Cargo Preference Act – Use of United States-flag vessels.**

Pursuant to Title 46CFR Part 381, the Contractor agrees

- To utilize privately owned United States-flag commercial vessels to ship at least 50 percent of the gross tonnage (computed separately for dry bulk carriers, dry cargo liners, and tankers) involved, whenever shipping any equipment, material, or commodities pursuant to this contract, to the extent such vessels are available at fair and reasonable rates for United States-flag commercial vessels.

- To furnish within 20 days following the date of loading for shipments originating within the United States or within 30 working days following the date of loading for shipments originating outside the United States, a legible copy of a rated, 'on-board' commercial ocean bill-of-lading in English for each shipment of cargo described in paragraph 1 of this section to both the Contracting Officer (through the prime contractor in the case of subcontractor bills-of-lading) and to the Division of National Cargo, Office of Market Development, Maritime Administration, Washington, DC 20590.

- To insert the substance of the provisions of this clause in all subcontracts issued pursuant to this contract.

ASPHALT MIXTURE

Unless otherwise noted, the Department estimates the rate of application for all asphalt mixtures to be 110 lbs/sy per inch of depth.

INCIDENTAL SURFACING

The Department has included in the quantities of asphalt mixtures established in the proposal estimated quantities required for resurfacing or surfacing mailbox turnouts, farm field entrances, residential and commercial entrances, curve widening, ramp gores and tapers, and road and street approaches, as applicable. Pave these areas to the limits as shown on Standard Drawing RPM-110-06 or as directed by the Engineer. In the event signal detectors are present in the intersecting streets or roads, pave the crossroads to the right of way limit or back of the signal detector, whichever is the farthest back of the mainline. Surface or resurface these areas as directed by the Engineer. The Department will not measure placing and compacting for separate payment but shall be incidental to the Contract unit price for the asphalt mixtures.

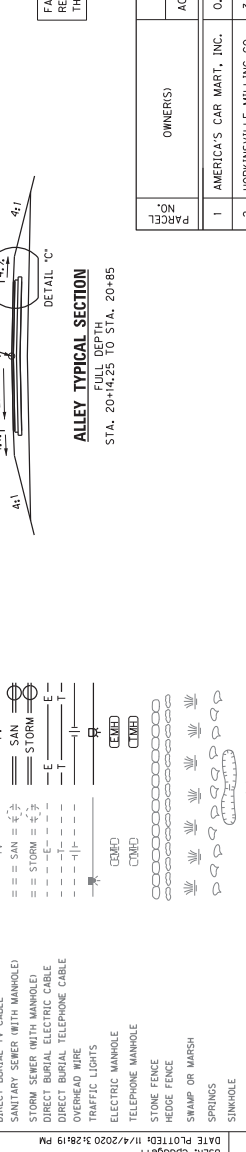
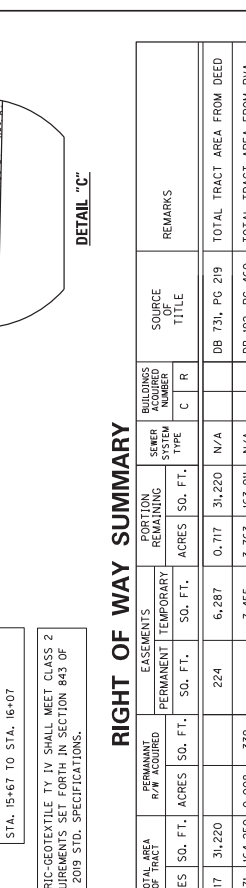

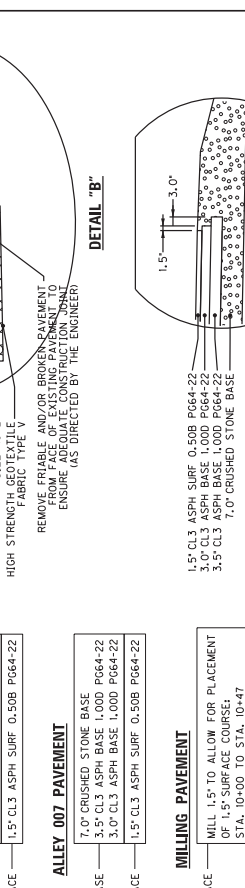
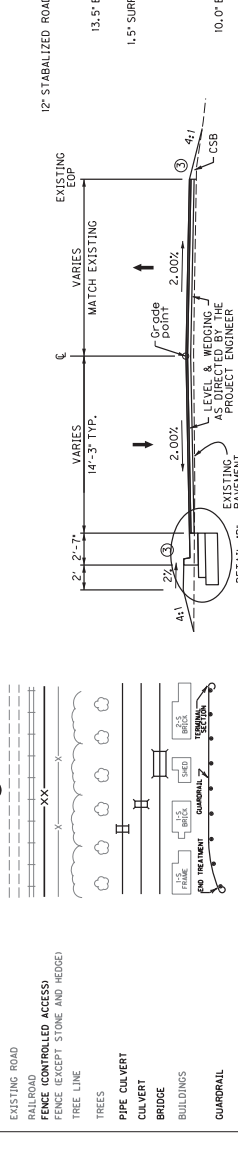
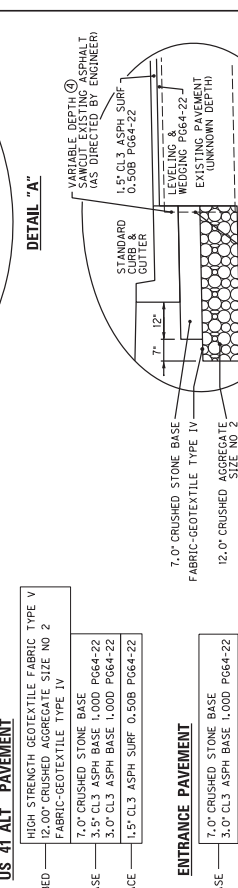
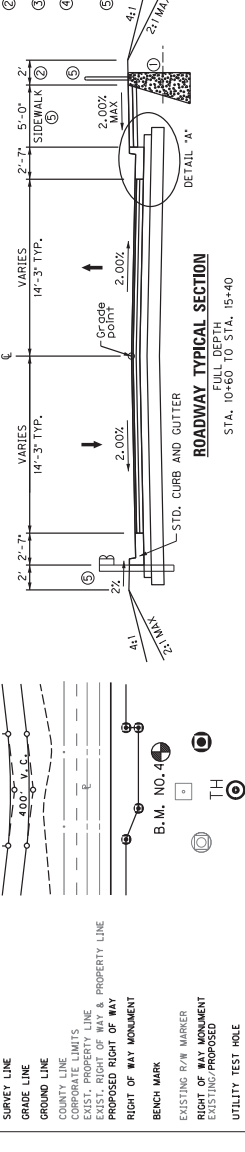
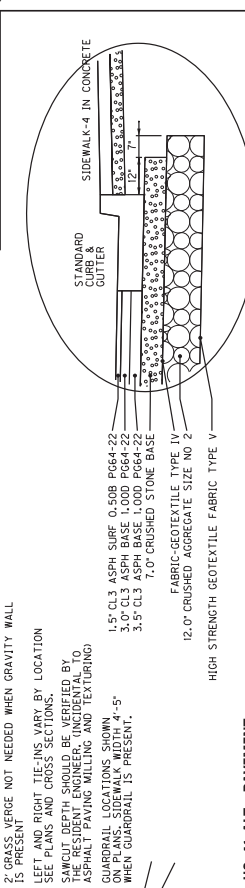
OPTION B

Be advised that the Department will control and accept compaction of asphalt mixtures furnished on this project under OPTION B in accordance with Sections 402 and 403.

COUNTY OF	ITEM NO.	SHEET
CHRISTIAN	2-1089	R2

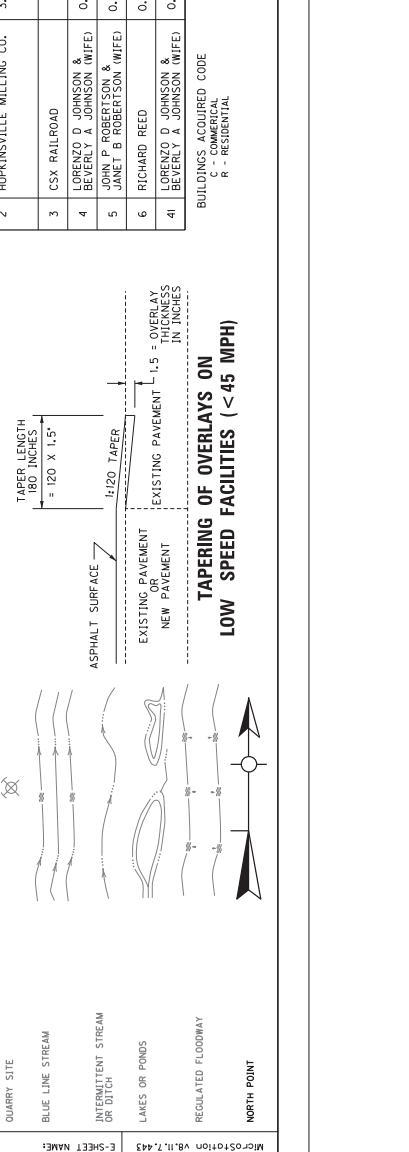
- CONVENTIONAL SIGNS**
- SURVEY LINE
 - GRADE LINE
 - GROUND LINE
 - COUNTY LINE
 - CORPORATE LIMITS
 - EXIST. PROPERTY LINE
 - PROPOSED RIGHT OF WAY
 - RIGHT OF WAY MONUMENT
 - BENCH MARK
 - EXISTING R/W MARKER
 - RIGHT OF WAY MONUMENT EXISTING/PROPOSED
 - UTILITY TEST HOLE
 - EXISTING ROAD
 - RAILROAD
 - FENCE (CONTROLLED ACCESS)
 - FENCE EXCEPT STONE AND HEDGE
 - TREE LINE
 - TREES
 - PIPE CULVERT
 - CULVERT
 - BRIDGE
 - BUILDINGS
 - GUARDRAIL

- PROPOSED**
- LIGHTING POLE
 - POWER POLE
 - JOINT POWER & TELEPHONE POLE
 - TELEPHONE & TELEGRAPH POLE
 - ANCHOR, POWER OR TELEPHONE
 - STUB POWER
 - STUB TELEPHONE
 - WATER MAIN
 - GAS MAIN
 - TELEPHONE DUCT
 - ELECTRIC DUCT
 - STORM SEWER WITH MANHOLE
 - STORM SEWER WITH MANHOLE
 - DIRECT BURIAL TELEPHONE CABLE
 - OVERHEAD WIRE
 - TRAFFIC LIGHTS
- EXISTING**
- CEMEO
 - CEMEO
 - STONE FENCE
 - HEDGE FENCE
 - SWAMP OR MARSH
 - SINKHOLE
 - QUARRY SITE
 - BLUE LINE STREAM
 - INTERMITTENT STREAM OR DITCH
 - LAKES OR PONDS
 - REGULATED FLOODWAY
 - NORTH POINT

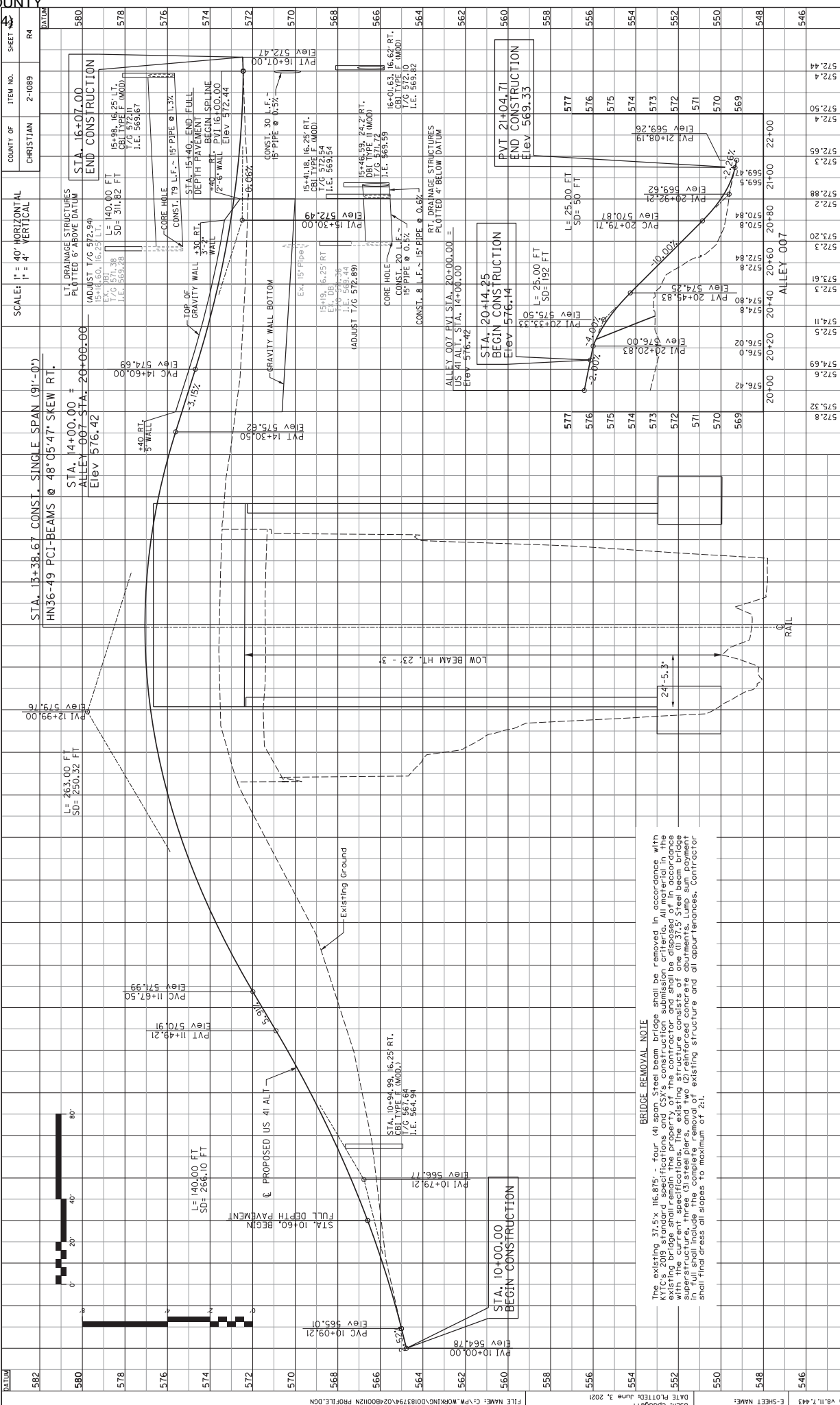


RIGHT OF WAY SUMMARY

PARCEL NO.	OWNER(S)	TOTAL AREA OF TRACT		PERMANENT R/W ACQUIRED		EASEMENTS TEMPORARY		EASEMENTS REMAINING			SOURCE OF TITLE	REMARKS	
		ACRES	SO. FT.	ACRES	SO. FT.	PERMANENT	TEMPORARY	SO. FT.	ACRES	SO. FT.			SO. FT.
1	AMERICA'S CAR MART, INC.	0.717	31,220			224	6,287	0.717	31,220	N/A		DB 731, PG 219	TOTAL TRACT AREA FROM DEED
2	HOPKINSVILLE MILLING CO.	3.771	164,250	0.008	339		7,455	3.763	163,911	N/A		DB 192, PG 460 DB 188, PG 750 DB 304, PG 152	TOTAL TRACT AREA FROM PVA
3	CSX RAILROAD	-	-	-	-	8,414	10,794	-	-	N/A		-	-
4	LORENZO D. JOHNSON & BEVERLY A. JOHNSON (WIFE)	0.412	17,926	0.010	426		3,090	0.402	17,500	N/A		DB 540, PG 671	TOTAL TRACT AREA CALCULATED
5	JOHN P. ROBERTSON & JANNET B. ROBERTSON (WIFE)	0.056	2,446	0.056	2,446			0	0	N/A	1	DB 691, PG 737	TOTAL TRACT AREA CALCULATED
6	RICHARD REED	0.535	23,295				1,555	0.535	23,295	N/A		DB 588, PG 329	TOTAL TRACT AREA CALCULATED
41	LORENZO D. JOHNSON & BEVERLY A. JOHNSON (WIFE)	0.412	17,926				718	0.412	17,926	N/A		DB 540, PG 671	TOTAL TRACT AREA CALCULATED



NOT TO SCALE
 TYPICAL SECTIONS
 WALNUT STREET - US 41 ALT
 OVER CSX RAILROAD
 BRIDGING KENTUCKY
 PREPARED BY
 MICROSTATION V8.11.7.443
 E-SHEET NAME: 11/4/2020 31.2819 PM
 FILE NAME: ...02480012N Typical.dgn



DATE PLOTTED: June 1, 2021
US: c:\p\work\inc\0183794\0280012N\PROF.LR.DWG
E-SHEET NAME: 18.11.7.443
MICROSTATION: V8.11.7.443

STATION	ELEVATION	STATION	ELEVATION	STATION	ELEVATION	STATION	ELEVATION
582		574	572.8				
580		572	572.8				
578		570	572.8				
576		568	572.8				
574		566	572.8				
572		564	572.8				
570		562	572.8				
568		560	572.8				
566		558	572.8				
564		556	572.8				
562		554	572.8				
560		552	572.8				
558		550	572.8				
556		548	572.8				
554		546	572.8				
552		544	572.8				
550							
548							
546							
544							


PREPARED BY:

BRIDGING KENTUCKY

PROFILE SHEET
WALNUT STREET - US 41 ALT
OVER CSX RAILROAD

BRIDGE REMOVAL NOTE

The existing 37.5' x 16.875' - Four (4) span Steel beam bridge shall be removed in accordance with KYTC's 2019 standard specifications and CSX's construction submission criteria. All material in the existing bridge shall remain the property of the contractor and shall be disposed of in accordance with KYTC's 2019 standard specifications. The contractor shall provide the following items: (1) concrete superstructure, three (3) steel bents, and two (2) reinforced concrete abutments. Lump sum payment in full shall include the complete removal of existing structure and all appurtenances. Contractor shall final dress all slopes to maximum of 2:1.



SCALE: 1" = 40' HORIZONTAL
1" = 4' VERTICAL

DATE PLOTTED: November 4, 2020

FILE NAME: C:\PW\WORK\INC\NO18379\CSX PROFILE.DGN

USF: cpdgg@tt

E-SHEET NAME: 544

MicroStation v8.11.7.443

STATION	ELEVATION
100+80	549.23 (L. RAIL E.L.)
101+00	548.5
101+20	549.27
101+40	548.5
101+60	549.30
101+80	548.5
102+00	549.33
102+20	548.6
102+40	549.38
102+60	548.6
102+80	549.45
103+00	548.7
103+20	549.44
103+40	548.7
103+60	549.41
103+80	548.7
104+00	549.40

CSX RR @ STA. 101+94.66 CONST. SINGLE SPAN (91'-0")
HN36-49 PCI-BEAMS @ 48° 05' 47" SKEW RT.

PROP. BRIDGE
ELEV. 577.06

Existing Bridge Deck

BEAM 6

BEAM 1

Existing Bottom of Beam Line

MINIMUM VERTICAL CLEARANCE = 23'-3"

APPROX. GRADE 0.06%

CSX M.F. 238.2

TOP OF LT. RAIL

TOP OF RT. RAIL

Existing Ground

RAILROAD PROFILE SHEET
WALNUT STREET - US 41 ALT
OVER CSX RAILROAD

BRIDGING KENTUCKY

PREPARED BY

COUNTY OF	ITEM NO.	SHEET
CHRISTIAN	2-1089	86



R.R. M.P. 239 IS ~ 501.63 FT. NORTH OF R.R. CROSSING AT US 41 ALT @ STA. 13+38.67 = R.R. STA. 106+96.29

END PROJECT & PAVEMENT STA. 16+07.00 N=3475891.752 E=4412896.588

US 41 ALT @ STA. 14+00 = ALLEY 007 @ POB 20+00.00

US 41 ALT @ STA. 13+38.67 = CSX RR CROSSING NO. 345259D, M.P. 238.90 @ STA. 101+94.66

BEGIN PROJECT & PAVEMENT OVERLAY STA. 10+00.00 N=3475364.112 E=4412596.515


NOTES:
1. THE CONTRACTOR SHALL NOT PERFORM ANY CONSTRUCTION WITHIN THE ENVIRONMENTALLY CLEARED AREA UNLESS SHOWN ELSEWHERE IN THE RELOCATION PLANS. ANY AGREEMENTS MADE WITH ADJACENT PROPERTY OWNERS FOR ENVIRONMENTALLY CLEARED AREA SHOWN ON THIS SHEET, IF THE CONTRACTOR DESIRES TO UTILIZE ANY AREA OUTSIDE THE ENVIRONMENTALLY CLEARED AREA, CLEARANCE MUST BE OBTAINED (SEE GENERAL NOTES FOR ADDITIONAL INFORMATION).
2. THE CONTRACTOR SHALL PROVIDE SNOW FENCING TO CLEARLY DEMONSTRATE THE ENVIRONMENTALLY CLEARED AREA. THE CONTRACTOR SHALL PROVIDE SNOW FENCING TO CLEARLY DEMONSTRATE THE ENVIRONMENTALLY CLEARED AREA. THE CONTRACTOR SHALL PROVIDE SNOW FENCING TO CLEARLY DEMONSTRATE THE ENVIRONMENTALLY CLEARED AREA.
3. COORDINATES (KENTUCKY SINGLE ZONE)

(A)	N 3475926, E 442803	(D)	N 3475669, E 442807
(B)	N 3475863, E 442915	(E)	N 3475350, E 442741
(C)	N 3475740, E 442845	(F)	N 3475338, E 442696
(G)	N 3475722, E 442877	(H)	N 3475436, E 442523
(I)	N 3475714, E 442879	(J)	N 3475481, E 442511
(K)	N 3475675, E 442856	(L)	N 3475594, E 442759
(M)	N 3475669, E 442856	(N)	N 3475669, E 442856

ENVIRONMENTAL PLAN SHEET
WALNUT STREET - US 41 ALT
OVER CSX RAILROAD



SCALE: 1"=60'

SHEET NO. 28384 BRIDGING KENTUCKY PROJECT NO. 04280019NADoccs.e-Builder.net	
PREPARED BY  CHRISTIAN CONSTRUCTION, INC. CSX RAILROAD WALNUT	
GENERAL NOTES	
ITEM NUMBER 2-1089	
DATE PLOTTED: 11/10/2024 15:58 PM	FILE NAME: ...Drawing\501_General Notes.dgn

Beam Placement: The overhead utility, that may not be de-energized or moved, on the West side of the bridge will prevent the use of cranes to place the beam traditionally. Alternate methods including Beam 1 will need to be used, and will be included in the cost of the Prestressed Beam.

CSX Railroad Notes:
 Means and Methods - The Contractor shall develop a detailed submission indicating the progression of work with specific times when tasks will be performed for work activities that are on or in the vicinity of the CSX property. This submission may require a walk-through at which time CSXT and/or the Representative will be present. Work will not be permitted to commence until the Contractor has provided CSXT with a satisfactory plan that the project will be undertaken without scheduling, performance or safety related issues. Provide a listing of the anticipated equipment to be used, the location of all equipment to be used and ensure a contingency plan of action is in place should a primary piece of equipment malfunction. All work in the vicinity of CSXT property that has the potential of affecting CSXT train operations must be submitted and approved by CSXT prior to work being performed. This submission will also include a detailed narrative discussing the coordination of project safety issues between Contractor, CSXT and the Representative. The narrative shall address project level coordination and day to day, specific work operations including crane and equipment operations, erection plans and temporary works.

Erection Procedures, Excavation and Shoring Procedures are required to be submitted to CSXT, or the Representative, in accordance with the CSXT Construction Submission Criteria, last revised July 2017. The CSXT Construction Submission Criteria should be referred to and complied with prior to the preparation of submissions, as it contains specific requirements that could impact the Contractor's material selection and methods or operations for work near the railroad. Revisions to Contractor submissions may not be field approved. Any deviations from a previously accepted plan including equipment substitutions will require a formal resubmission of the procedure for review and acceptance prior to performing any work. A Professional Engineer in the State of Kentucky must sign and seal the plans. Up to thirty (30) days will be required to review a construction submission. Up to an additional thirty (30) days will be required to review any subsequent submissions returned not approved.

The concrete footers for the existing piers adjacent to CSXT shall be removed to a minimum of three feet (3'-0") below the finished grade, or as directed by CSXT or its designated Representative. Contractor will use extreme care when removing the footers within the area of the CSXT Ballast line. All chipped former debris shall be removed from the CSXT Ballast line and all depressions shall be backfilled with the same type of Ballast Stone (granite stone).

Blasting is not permitted on or adjacent to CSXT right-of-way. No exceptions.

Construction Schedule - Submit a detailed construction schedule for the duration of the project clearly indicating the time periods while working on and around CSXT right-of-way. As the work progresses, this schedule shall be updated and resubmitted as necessary to reflect changes in work sequence, duration and method, etc.

Emergency Action Plan - Submit an emergency action plan indicating the location of the site, contact numbers, access to the site, instructions for emergency response and location of the nearest hospital and other medical facilities. All emergency action plans shall be submitted to the site including first aid kits. Coordinate the Emergency Action Plan with the safety related discussion of the Means and Methods submission discussed above. The plan should also include a method to provide this information to each project worker for each day on site.

The Contractor must ensure that proper erosion control is implemented on and adjacent to CSXT right-of-way during construction. The Contractor must prevent silt and debris accumulation in the railroad roadbed, ditches and other railroad facilities. The Contractor may be required to submit a detailed erosion control plan for review and acceptance by CSXT or their Representative prior to performing any work.

Contractor access will be limited to the immediate project area only. The CSXT right-of-way outside the project area may not be used for contractor access to the project site and no temporary at-grade crossings will be allowed.

General Notes

Utilities: The contractor shall be responsible for locating any and all existing utilities prior to excavation of material or installation of guard-rail or other construction activities that may involve utilities (overhead or underground).

Verifying Field Conditions: The contractor shall field verify all dimensions before ordering material. New material that is unusable because of variations in the existing structure shall be replaced at the contractor's expense.

Dimensions: Dimensions are for a normal temperature of 60 degrees Fahrenheit. Layout dimensions are horizontal dimensions.

Superstructure Slab: The superstructure slab shall be poured continuously from end to end of slab before the concrete is allowed to set.

Mastic Tape: Mastic Tape used to seal joints is to meet the requirements of ASTM C-877 Type I, II, or III. The joint is to be covered with 12" wide mastic tape. Prior to application, the joint surface shall be clean and free of dirt, debris, or deleterious material. Primer, if required by the tape manufacturer, shall be applied for a minimum width of 9" on each side of the joint.

Mastic Tape shall be either:
 EZ-Wrap Rubber by Press-seal Casket Corporation,
 Seal Wrap by Mar Mac Manufacturing Co. Inc.,
 Cadillac by The UP Rubber Co. Inc.,
 or approved equal.

Mastic Tape shall cover the joint continuously unless otherwise shown in the plans. Mastic Tape shall be applied by taping a minimum of 6" and in accordance with the manufacturer's recommendations with the overlap running downhill.

The cost of labor, materials, and incidental items for furnishing and installing Mastic Tape shall be considered incidental to the unit price bid for concrete class 'AA' and no separate measurement of payment shall be made.

Temporary Supports: Temporary Supports or shoring will not be permitted under the beams when pouring the concrete deck slab or when taking 'top of beam' elevations.

Armored Edges: Fabricate armored edge to match cross slope and parabolic crown at each end of bridge.

Elastomeric Bearing Pads: Elastomeric Bearing Pads shall conform to the AASHTO LRFD Bridge Construction Specifications.

Bearings shall be Low Temperature Grade 3 with a durometer hardness of 50 and subjected to the load testing requirements corresponding to Design Method A. The cost of bearing pads is to be included in the unit price per linear foot for Precast Beams.

Foundation Preparation: Foundation Preparation shall be in accordance with Section 603 of the Specifications.

Foundation excavations should be properly braced/shored to provide adequate safety to workers working in or around excavations. Bracing should be performed in accordance with applicable Federal, state and local guidelines.

Temporary shoring, sheeting, cofferdams, and/or dewatering methods may be required to facilitate foundation construction.

Temporary shoring, bracing, sheeting, cofferdams and dewatering shall be included in the Lump Sum Bid for Foundation Preparation.

Structural Granular Backfill: Materials for Structural Granular Backfill shall be in accordance with Section 805 of the Specifications.

Concrete Sealer:
 Apply concrete sealer in accordance with the Special Note for Concrete Sealer

No Geotechnical Report: This Bridge did not have any drilling performed because rock was noted at the surface.

Stay-in-Place Metal Forms: Stay-in-Place Metal Forms may be used on bridge decks under the following additional conditions:
 The valleys of forms shall be filled with trimmed styrofoam to eliminate increased dead load from concrete.
 The welding shall be performed by a certified welder.

Specifications: References to the specifications are to the current edition of the Kentucky Department of Transportation Bridge Design Specifications. All references to the AASHTO LRFD Bridge Design Specifications, all references to the AASHTO LRFD Bridge Design Specifications, 8th edition with Interims.

Design Loads: This bridge is designed for KYHL-93 live load, (i.e. 1.25xASHTO HL93 live load). This bridge is designed for a future wearing surface of 19 psf.

Design Methods: All reinforced concrete members are designed to be equivalent or greater than the load and resistance factor design method as specified in the current AASHTO Specifications.

Materials Design Specifications:
 For Class 'A' Reinforced Concrete $f_c = 3500$ psi
 For Class 'AA' Reinforced Concrete $f_c = 4000$ psi
 For Steel Reinforcement $f_y = 60000$ psi

Material Specifications: AASHTO Specifications or ASTM, current edition, as designated below shall govern the materials furnished.

AASHTO M53 Premolded Cork Filler, Type II
 AASHTO M-31 Deformed and Plain Billet-Steel for Concrete Reinforcement, Grade 60

Prefabricated Cork Expansion Joint Material: Prefabricated Cork Expansion Joint Material shall conform to subsection 807.04.02 (Type II) of the Kentucky Department of Highways Standard Specifications. Prefabricated cork is incidental to Class 'AA' Concrete.

Concrete: Class 'AA' Concrete is to be used throughout the superstructure and in the portions of the substructure above the tops of caps. Class 'A' concrete is to be used in the substructure below the caps. Prestressed beam concrete shall be in accordance with the plans and specifications.

Reinforcement: Dimensions shown from the face of concrete to bars are to center of bars unless otherwise shown. Spacing of bars is from center to center of bars. Any reinforcing bars designated by suffix 'e' in the plans shall be epoxy coated in accordance with section B11.10 of the Standard Specifications. Any reinforcing bars designated by suffix 's' in a Bill of Reinforcement shall be considered a stirrup for purposes of bend diameters.

Construction Identifications: The following stencils shall be imprinted in new concrete in accordance with guidance outlined in the Special Note for Bridge Kentucky Project Stencil:
 - Bridging Kentucky Logo
 - Tear and Design Loading
 - Drawing Number
 - Contractor

The Contractor shall furnish all plans, equipment and labor necessary to do the work for which no direct payment will be made.

Beveled Edges: All exposed edges shall be beveled $\frac{1}{4}$ ", unless otherwise shown.

Slope Protection: Slope Protection at abutments shall be crushed aggregate in accordance with the plans and specifications. Geotextile Fabric, Class I shall be placed between the embankment and the slope protection in accordance with Standard Specifications 214 and 843. Payment for Geotextile Fabric, Class I, shall be considered incidental to the unit price bid for Crushed Aggregate Slope Protection.

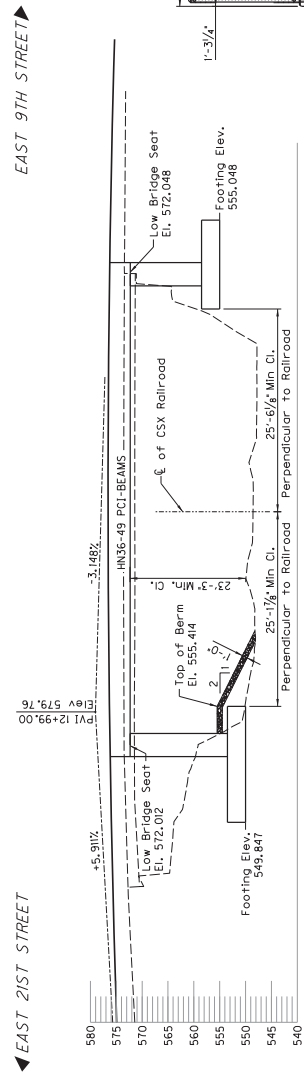
Completion of the Structure: The contractor is required to complete the structure in accordance with the plans and specifications. Material, labor, or construction operations not otherwise specified, are to be included in the bid item most appropriate to the work involved. This may include cofferdams, shoring, excavations, backfilling, interlock Pads or other items that are necessary for construction, incidental materials, labor, or anything else required to complete the structure.

Shop Drawings: The fabricator shall submit all required shop plans, by email to SHOP 02480019NADoccs.e-Builder.net. The fabricator shall submit the shop plans in PDF format as either 11x17 or 22x36 sheets. Designers will make review comments on these electronic submissions as needed and, if required, shall return them to the fabricator for corrections and resubmission. Upon acceptable reconciliation of all comments, files shall be sent to the Bridging Kentucky Shop Plan Coordinator for distribution. Only plans submitted directly to the Shop Plan Coordinator will be distributed. Additionally, only plans electronically stamped 'Distributed by The Bridging Kentucky Program Team' are to be used for fabrication. While this process does not require the submission of paper copies, the Engineer of Record reserves the right to require such copies on a case by case basis. When any changes to the design plans are proposed, the shop drawings reflecting these changes shall be submitted through the process above.

Note: The designation in the email 02480019N refers to the Bridge ID number which is located on the Title Sheet, RI of the Bridge Plans. Example: SHOP 04280019NADoccs.e-Builder.net

← EAST 21ST STREET

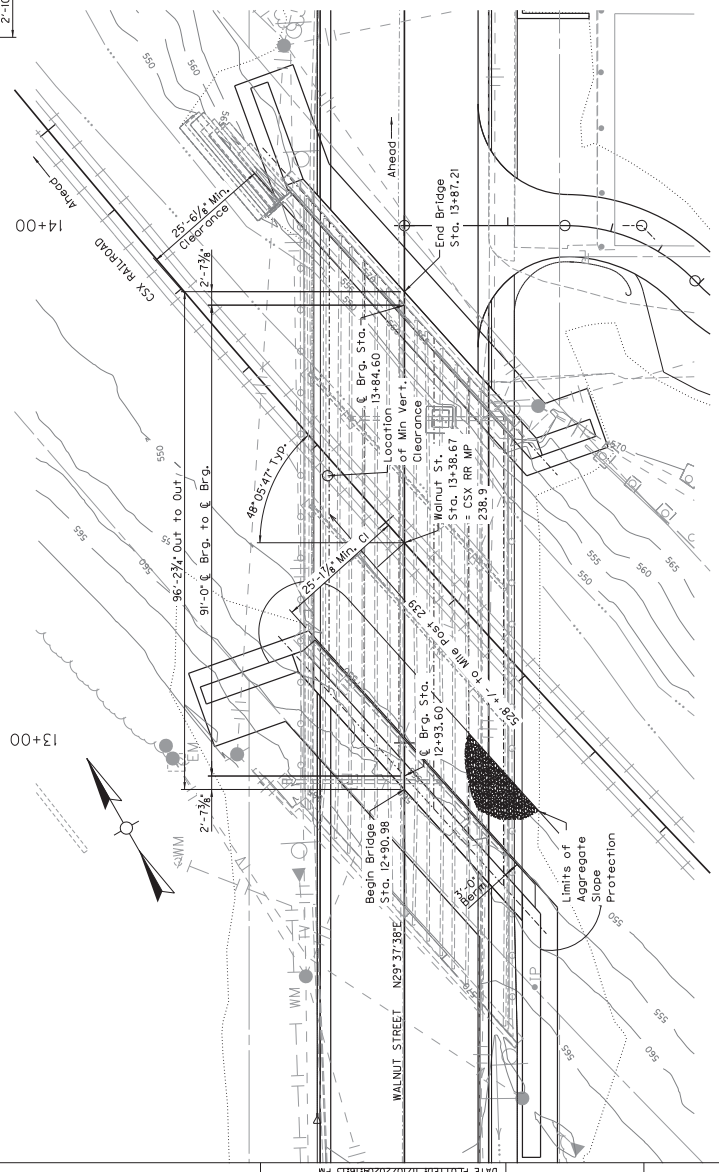
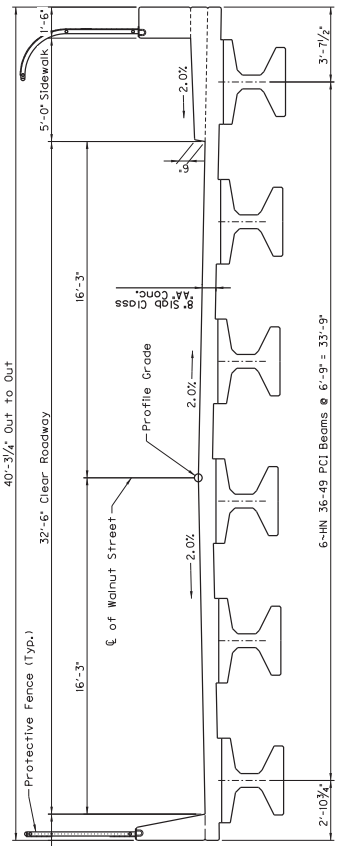
← EAST 9TH STREET



PROFILE

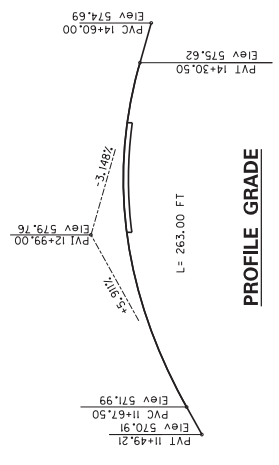
9'-0" single span HN35-49 PCI-Beams
K14L-93 (HL-93)+252A Live Load
48'05.47' Stew Rt., 32'-6" Bridge Roadway Width

TYPICAL SECTION



PLAN

PROFILE GRADE



REVISION	DATE	CHECKED BY
	6/2019	S. PORTER
		S. WEBER
		S. WEBER

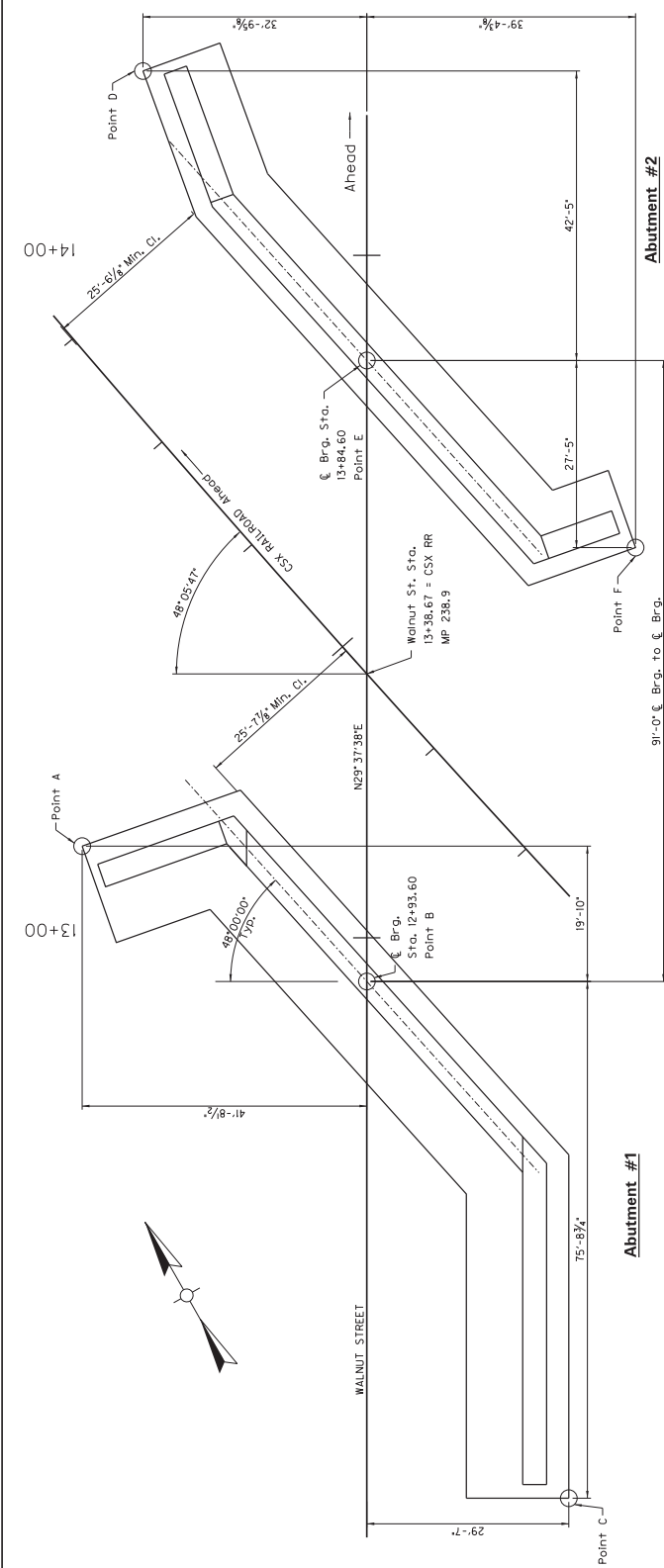
DESIGNED BY: S. WEBER
DETAILED BY: M. WOODSLEY

Commonwealth of Kentucky
DEPARTMENT OF HIGHWAYS

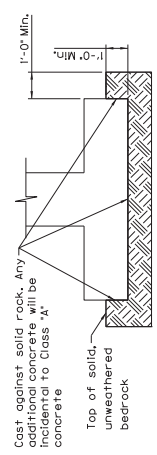
ROUTE: WALNUT
CROSSING: CSX RAILROAD
PROJECT: CHRISTIAN
LAYOUT

ITEM NUMBER	SHEET NO.
2-1089	283884

BRIDGING KENTUCKY
CONSTRUCTION



FOUNDATION LAYOUT



NOTES

1. Spread Footing: Based on a review of the existing subsurface conditions and anticipated structural loads, it is recommended that rock bearing foundation system consisting of spread footings on bedrock be used for abutment 1 and 2. A presumptive bearing resistance of 15 ksf on unweathered bedrock is being recommended.
2. Excavation for footings at the structure locations should be level and free of loose, water softened material, etc. Additional rock excavation to achieve suitable bearing conditions may be required depending upon topography and bedrock weathering conditions.
3. Solid rock excavation will be required for installation of the substructure's spread footings. The contractor shall take care during excavation to avoid over-breakage and damage to the bedrock beneath the footings.
4. Footing excavations in bedrock shall be cut neatly so that no forming or back-filling is necessary in the construction of the portions of the footings located in rock. Concrete shall be placed directly against the cut rock faces. Mass concrete should be placed in the excavation from the top of the footing to the bedrock surface where the footing does not extend to the bedrock surface.
5. Bearing elevation of footings may be adjusted at the discretion of the Engineer if competent, unweathered bedrock is found at a higher elevation than specified for the respective substructure element. At a minimum, one-toot embedment into competent bedrock shall be maintained.
6. Prior to placement of any concrete or reinforcing steel in a foundation excavation, the excavation bottom should be clean and all soft, wet, or loose materials should be removed. In no case should concrete be placed upon compressible or water-softened materials. The excavation should be dewatered at or near the bearing elevation will need to be undercut and replaced with mass concrete.
7. Concrete placement for footings should be placed as soon as practical after completion of the footing excavation. If the bedrock becomes softened at bearing elevation, the concrete should be placed on a layer of compacted sand. Subsequent fluctuations may cause groundwater infiltration into the footing excavation, and a dewatering method may be necessary.

Spread Footing Record Abutment #1

Point	Plan Footing Elevation	As-Built Footing Elevation
A	549.847	
B	549.847	
C	549.847	

Footing is designed for a maximum pressure of 11.5 ksf. The allowable bearing capacity is 19.19 ksf.

Spread Footing Record Abutment #2

Point	Plan Footing Elevation	As-Built Footing Elevation
D	555.048	
E	555.048	
F	555.048	

Footing is designed for a maximum pressure of 10.5 ksf. The allowable bearing capacity is 19.19 ksf.

The Project Resident Engineer is to record the As-Built Footing Elevation taken at the bottom of footing and submit one copy of this sheet to:

Kentucky Transportation Cabinet
Division of Bridge Design
Station: E3-16-01
200 Merco Street
Frankfort, KY 40622

If the spread footing foundation is stepped due to unsuitable material found at the given elevation, record the location and elevation of the step as well.

DATE: 6/2019
DESIGNED BY: S. WEBER
CHECKED BY: S. PORTER
DETAILED BY: C. QUINN

Commonwealth of Kentucky
DEPARTMENT OF HIGHWAYS

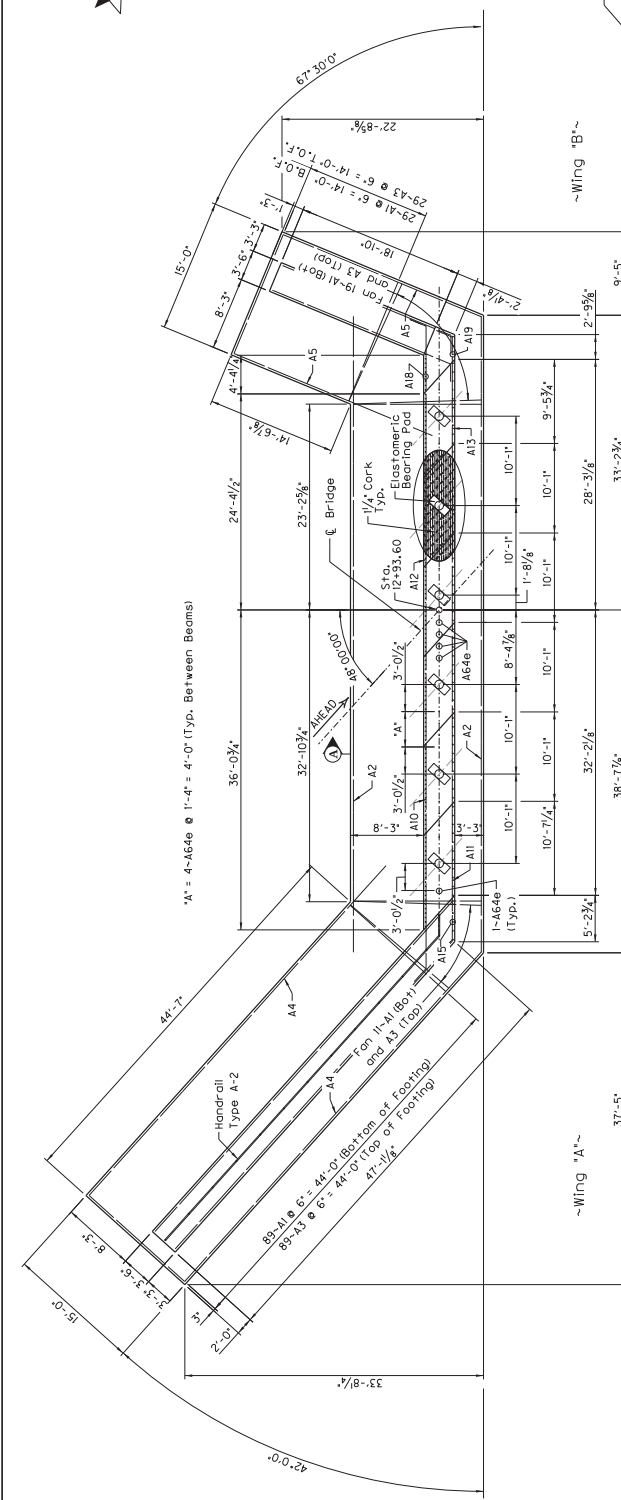
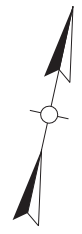
ROUTE: WALNUT
CROSSING: CSX RAILROAD

PROJECT NO: 283884
SHEET NO: 25

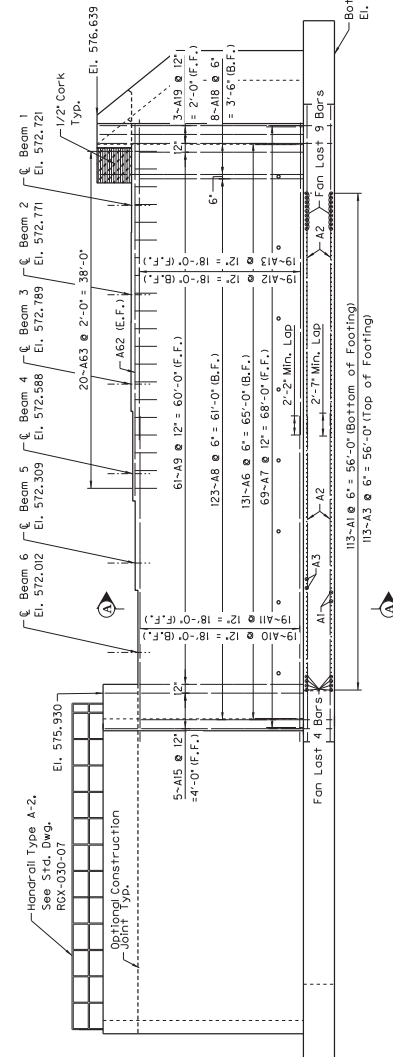
PREPARED BY: [Logo]

BRIDGING KENTUCKY

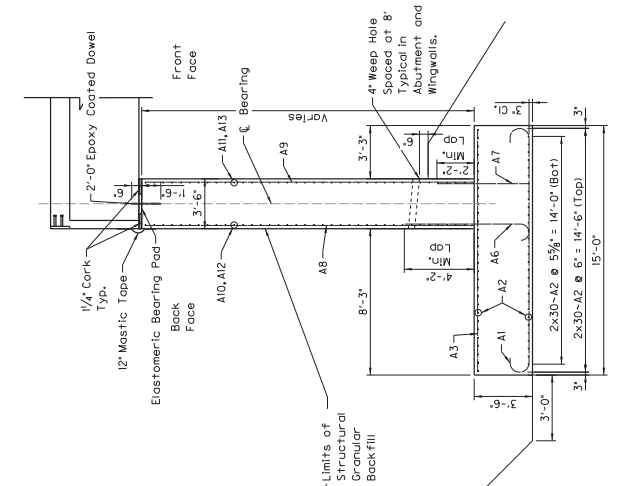
ITEM NUMBER: 2-1089



PLAN



ELEVATION



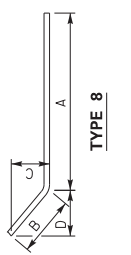
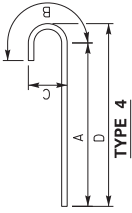
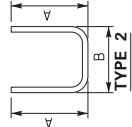
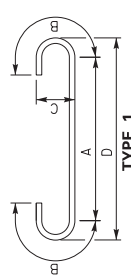
SECTION A-A

DATE: 12/2009	CHECKED BY: S. PORTER
DESIGNED BY: S. WEBER	DATE: 12/2009
DETAILED BY: C. QUINN	DESIGNED BY: S. WEBER
Commonwealth of Kentucky DEPARTMENT OF HIGHWAYS	
CHRISTIAN COUNTY	
ROUTE: WALNUT	CROSSING: CSX RAILROAD
ABUTMENT 1	
PREPARED BY:	
SHEET NO. 28384	

ITEM NUMBER	2-1089
-------------	--------

BILL OF REINFORCEMENT

Mark	Type	No.	Size	Length	Location			A			B			C			D		
					Abutment			ft	in	ft	in	ft	in	ft	in	ft	in	ft	in
A1	Sr.	261	10	17	9			13	4	34	2	2	1	1	14	14			
A2	Sr.	261	6	37	2														
A3	Sr.	261	6	14	6														
A4	Sr.	120	6	26	4														
A5	Sr.	261	6	24	3														
A6	Sr.	261	6	24	3														
A7	Sr.	137	5	6	9			7	7	1	11	0	1	34	8	1			
A8	Sr.	123	9	18	6														
A9	Sr.	61	5	18	6														
A10	Sr.	19	5	39	5			37	5	2	0	1	4	18	1	5	34		
A11	Sr.	8	19	5	37	2		35	2	2	0	1	4	18	1	5	34		
A12	Sr.	8	19	5	39	5		37	5	2	0	1	10	18	0	9	18		
A13	Sr.	8	19	5	37	2		35	2	2	0	1	10	18	0	9	18		
A14	Sr.	91	9	22	5														
A15	Sr.	52	5	22	5														
A16	Sr.	46	5	26	3														
A17	Sr.	46	5	24	6														
A18	Sr.	9	9	23	1														
A19	Sr.	4	5	23	1														
A20	Sr.	4	5	23	1														
A21	Sr.	3	9	21	5														
A22	Sr.	3	9	20	8														
A23	Sr.	3	9	19	11														
A24	Sr.	3	9	19	3														
A25	Sr.	3	9	18	6														
A26	Sr.	3	9	17	10														
A27	Sr.	3	9	17	1														
A28	Sr.	3	9	16	4														
A29	Sr.	3	9	15	9														
A30	Sr.	3	9	14	11														
A31	Sr.	3	9	14	2														
A32	Sr.	2	5	22	9														
A33	Sr.	2	5	20	10														
A34	Sr.	2	5	20	10														
A35	Sr.	2	5	19	11														
A36	Sr.	2	5	18	0														
A37	Sr.	2	5	18	0														
A38	Sr.	2	5	17	1														
A39	Sr.	2	5	16	1														
A40	Sr.	2	5	15	2														
A41	Sr.	2	5	14	2														
A42	Sr.	14	5	23	11			21	11	2	0	1	10	18	0	9	18		
A43	Sr.	1	5	22	10			20	10	2	0	1	10	18	0	9	18		
A44	Sr.	1	5	20	9			18	9	2	0	1	10	18	0	9	18		
A45	Sr.	1	5	18	9			16	9	2	0	1	10	18	0	9	18		
A46	Sr.	1	5	16	9			14	9	2	0	1	10	18	0	9	18		
A47	Sr.	1	5	22	4			12	6	2	0	1	10	18	0	9	18		
A48	Sr.	1	5	11	2			7	2	4	0	3	8	38	1	6	38		
A49	Sr.	1	5	9	1			5	1	4	0	3	8	38	1	6	38		
A50	Sr.	1	5	7	0			3	0	4	0	3	8	38	1	6	38		
A51	Sr.	8	14	5	22	8		20	8	2	0	1	10	18	0	9	18		
A52	Sr.	1	5	21	7			19	7	2	0	1	10	18	0	9	18		
A53	Sr.	1	5	19	6			17	6	2	0	1	10	18	0	9	18		
A54	Sr.	1	5	17	5			15	5	2	0	1	10	18	0	9	18		
A55	Sr.	1	5	15	4			13	4	2	0	1	10	18	0	9	18		
A56	Sr.	1	5	13	3			11	3	2	0	1	10	18	0	9	18		
A57	Sr.	1	5	11	10			9	2	8	2	8	2	5	38	1	14		
A58	Sr.	1	5	9	9			7	0	8	2	8	2	5	38	1	14		
A59	Sr.	1	5	7	0			5	0	8	2	8	2	5	38	1	14		
A60	Sr.	1	6	24	9			4	11	2	8	2	5	38	1	14			
A61	Sr.	1	6	24	9														
A62	Sr.	2	5	42	0														
A63	Sr.	20	5	42	0			2	6	4	6								
A64a	Sr.	22	8	2	0														



DATE: 12/2019	DESIGNED BY: S. WEBER	CHECKED BY: S. PORTER
	DETAILED BY: C. QUINN	
Commonwealth of Kentucky DEPARTMENT OF HIGHWAYS		
CHRISTIAN		
ROUTE: WALNUT	CROSSING: CSX RAILROAD	ABUTMENT: 1

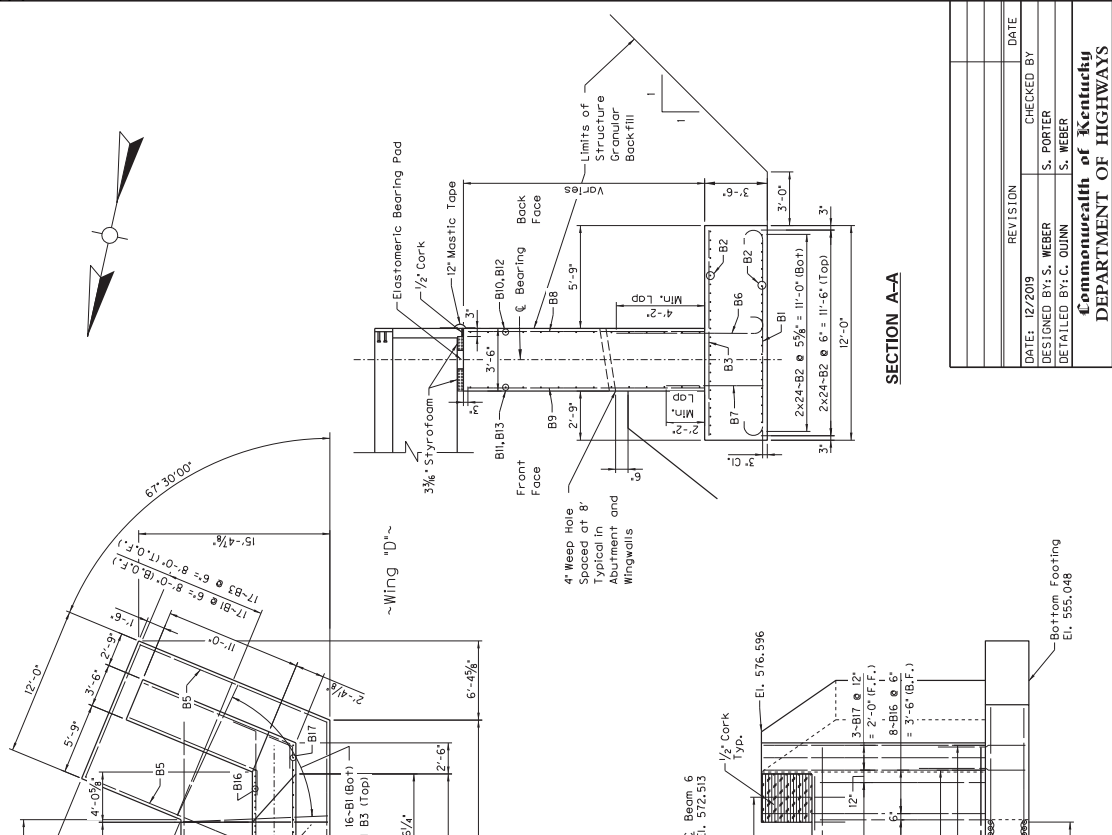
PREPARED BY:

SHEET NO. **28384**

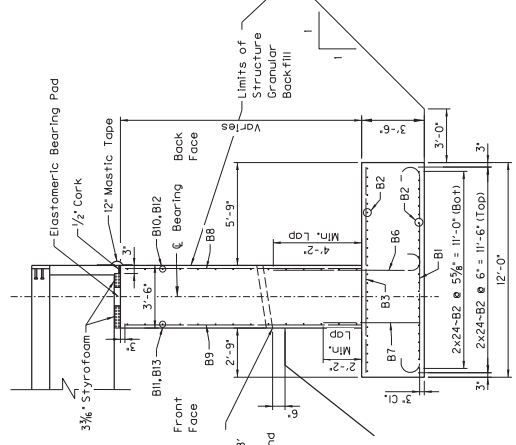
BRIDGING KENTUCKY

FOR THE YEAR **2019**

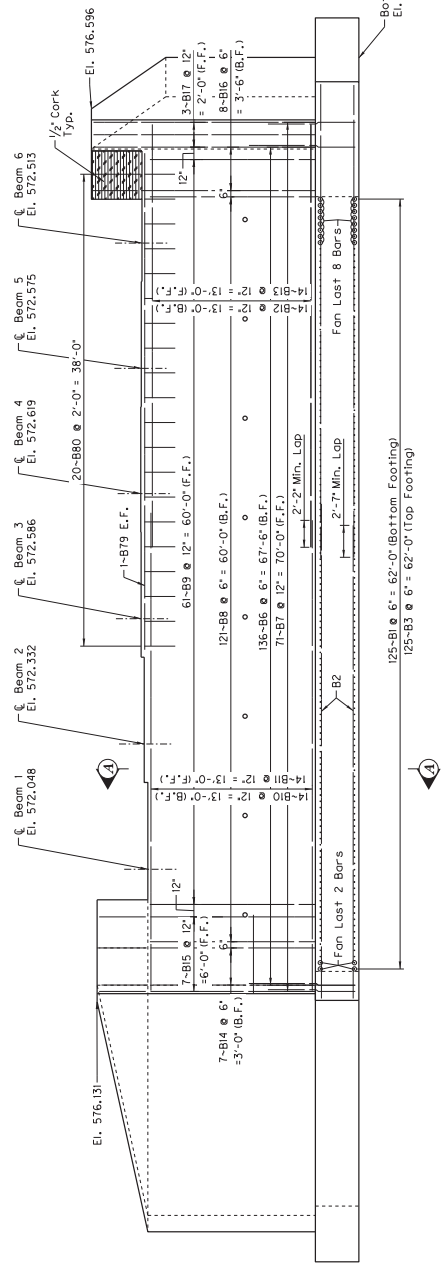
ITEM NUMBER	2-1089
-------------	--------



PLAN



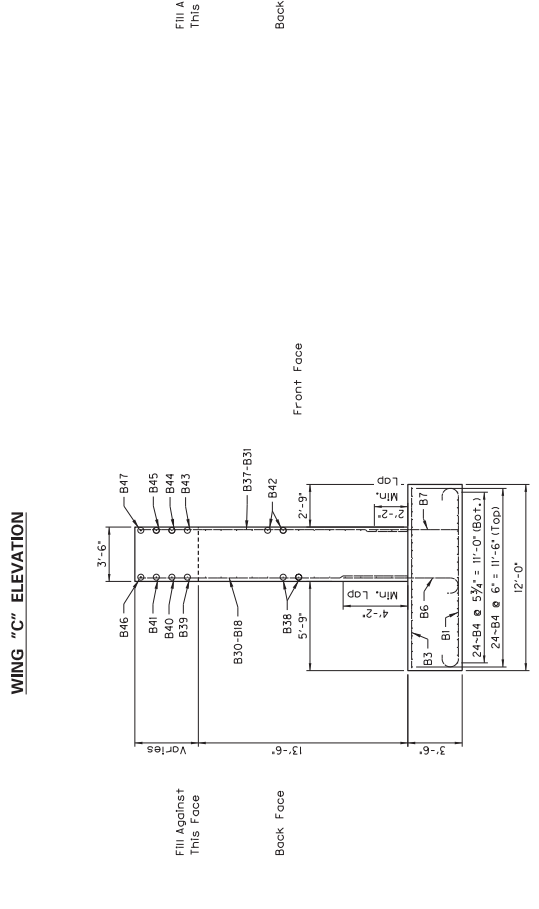
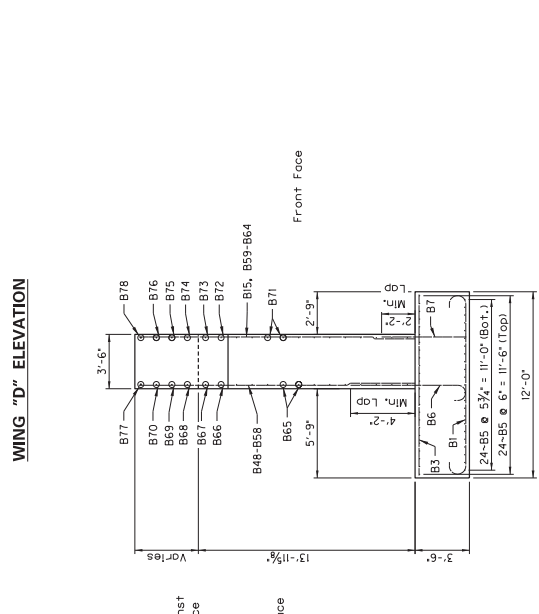
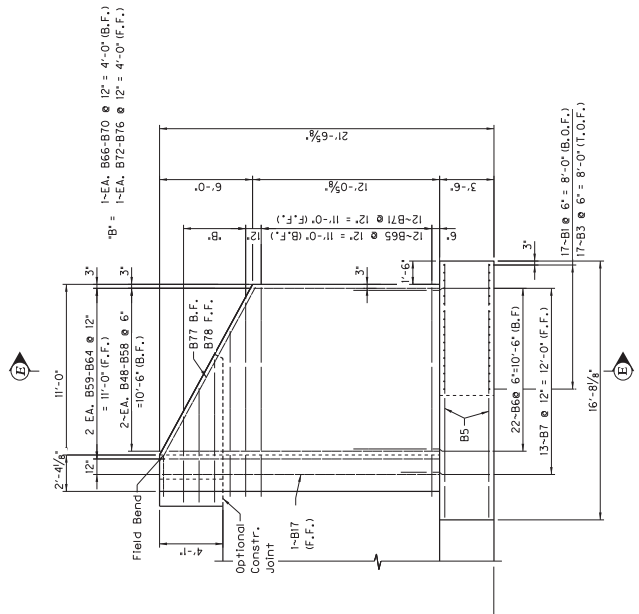
SECTION A-A



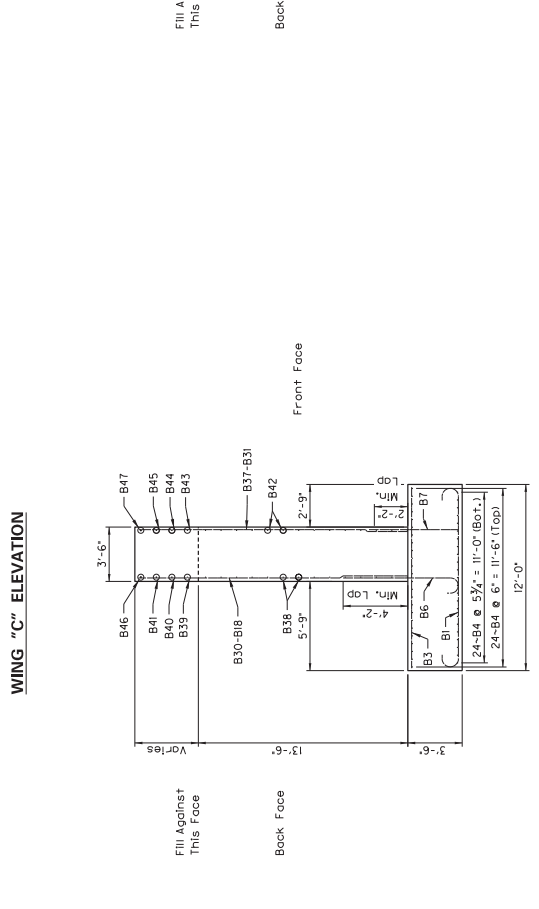
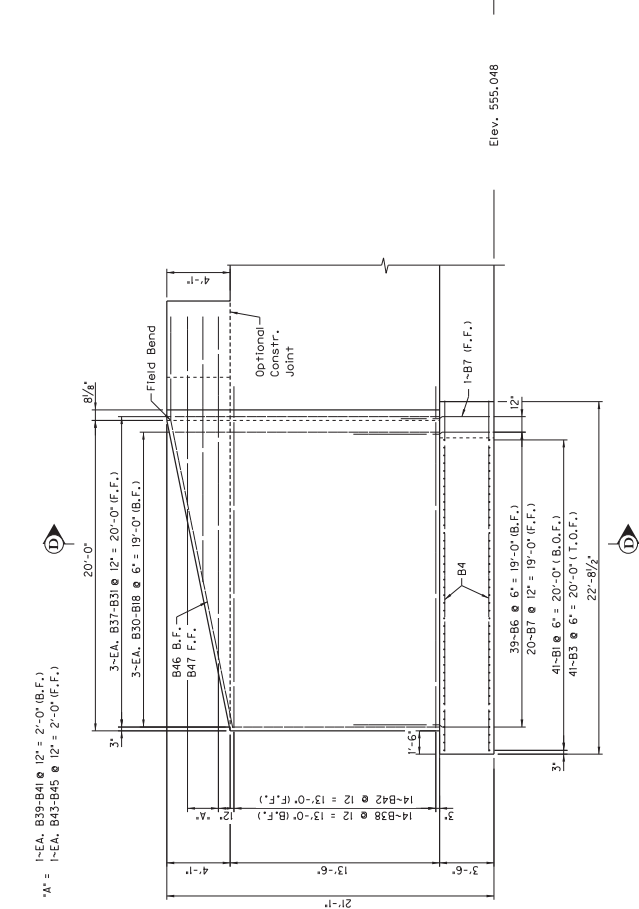
ELEVATION

DATE: 12/2009	CHECKED BY: S. PORTER
DESIGNED BY: S. WEBER	DATE: 12/2009
DETAILED BY: C. QUINN	PROJECT NO: 283884
Commonwealth of Kentucky DEPARTMENT OF HIGHWAYS	
CHRISTIAN COUNTY	
ROUTE: WALNUT	CROSSING: CSX RAILROAD
ABUTMENT 2	
PREPARED BY:	
SHEET NO. 57	

ITEM NUMBER	2-1089
-------------	--------



SECTION D-D



SECTION E-E

DATE: 12/2019	CHECKED BY: M. VICKERS
DESIGNED BY: S. WEBER	DETAILED BY: S. WEBER
Commonwealth of Kentucky DEPARTMENT OF HIGHWAYS	
CHRISTIAN CROSSING	
ROUTE: WALNUT	CSX RAILROAD
ABUTMENT 2	

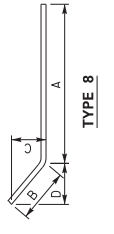
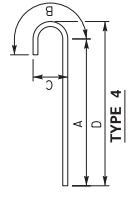
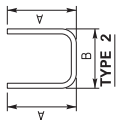
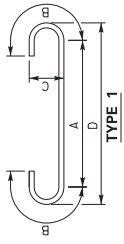
PREPARED BY

BRIDGING KENTUCKY, INC.
283864

ITEM NUMBER	2-1089
-------------	--------

BILL OF REINFORCEMENT

Mark	Type	No.	Size	Length	Location									
					A	B	C	D						
B1	1	204	10	14	9	10	10	10	10	10	10	10	10	10
B2	Sr.	96	6	37	8	4	34	2	2	1	1	1/4	11	6
B3	Sr.	204	6	11	9									
B4	Sr.	48	6	12	4									
B5	Sr.	197	9	8	10									
B6	Sr.	105	5	5	8									
B7	Sr.	121	9	13	4									
B8	Sr.	61	5	13	4									
B9	Sr.	14	5	42	4									
B10	8	14	5	38	2									
B11	8	14	5	42	4									
B12	8	14	5	38	2									
B13	8	14	5	42	4									
B14	Sr.	7	9	17	5									
B15	Sr.	7	5	17	5									
B16	Sr.	8	9	17	10									
B17	Sr.	4	5	17	10									
B18	Sr.	3	9	17	0									
B19	Sr.	3	9	16	9									
B20	Sr.	3	9	16	9									
B21	Sr.	3	9	16	9									
B22	Sr.	3	9	15	10									
B23	Sr.	3	9	15	10									
B24	Sr.	3	9	15	2									
B25	Sr.	3	9	14	11									
B26	Sr.	3	9	14	7									
B27	Sr.	3	9	14	3									
B28	Sr.	3	9	14	0									
B29	Sr.	3	9	13	8									
B30	Sr.	3	9	13	4									
B31	Sr.	3	5	17	0									
B32	Sr.	3	5	16	5									
B33	Sr.	3	5	15	10									
B34	Sr.	3	5	14	7									
B35	Sr.	3	5	14	7									
B36	Sr.	3	5	14	0									
B37	Sr.	3	5	13	4									
B38	8	14	5	22	0									
B39	8	1	5	18	7									
B40	8	1	5	13	6									
B41	8	1	5	8	1									
B42	8	14	5	22	6									
B43	8	1	5	22	3									
B44	8	1	5	17	3									
B45	8	1	5	12	4									
B46	Sr.	1	6	23	0									
B47	Sr.	2	9	16	4									
B48	Sr.	2	9	16	11									
B49	Sr.	2	9	16	4									
B50	Sr.	2	9	15	9									
B51	Sr.	2	9	15	3									
B52	Sr.	2	9	14	8									
B53	Sr.	2	9	14	2									
B54	Sr.	2	9	13	7									
B55	Sr.	2	9	13	1									
B56	Sr.	2	9	12	6									
B57	Sr.	2	9	12	0									
B58	Sr.	2	5	17	5									
B59	Sr.	2	5	16	4									
B60	Sr.	2	5	15	3									
B61	Sr.	2	5	14	2									
B62	Sr.	2	5	13	1									
B63	Sr.	2	5	12	0									
B64	Sr.	2	5	12	0									
B65	8	12	5	13	0									
B66	8	1	5	12	0									
B67	8	1	5	10	3									
B68	8	1	5	9	11									
B69	8	1	5	8	1									
B70	8	1	5	6	3									
B71	8	12	5	14	11									
B72	8	1	5	13	11									
B73	8	1	5	12	11									
B74	8	1	5	10	7									
B75	8	1	5	9	9									
B76	Sr.	1	6	15	10									
B77	Sr.	1	6	16	6									
B78	Sr.	2	5	42	0									
B79	Sr.	2	5	42	0									
B80	28	20	5	9	6									



DATE: 12/2019	DESIGNED BY: S. WEBER	CHECKED BY: M. VICKERS
DETAILED BY: C. QUINN		
S. WEBER		
Commonwealth of Kentucky		
DEPARTMENT OF HIGHWAYS		
CHRISTIAN COUNTY		
ROUTE WALNUT CROSSING		
ABUTMENT 2		
CSX RAILROAD		
PREPARED BY		
BRIDGING KENTUCKY		
PROJECT NO. 28384		
SHEET NO. 30		

ITEM NUMBER
2-1089

COUNTY OF	CHRISTIAN
SHEET NO.	S12
ITEM NO.	2-1088

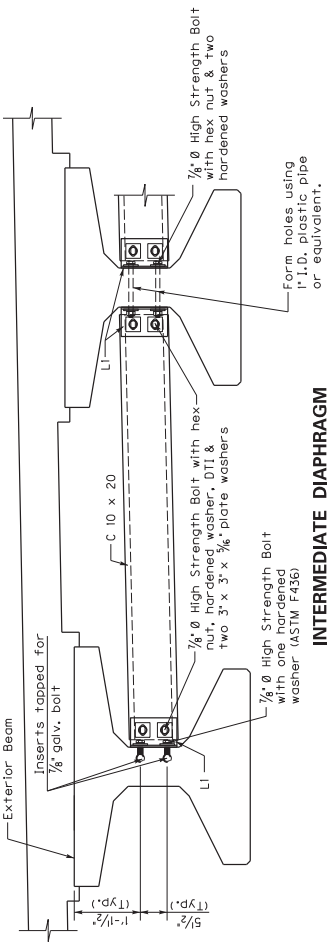
Diaphragm Notes

CONNECTIONS: Ensure all bolted connections are ASTM A325, 7/8 inch diameter high strength bolts, nuts, and washers, mechanically zinc coated in accordance with AASHTO M298, for Class 50. Install all high strength bolted field connections using "direct tension indicators" (DTI's) in accordance with the Standard Specifications and ASTM F959. Ensure all DTI's are mechanically zinc coated. Show installation details of the DTI's on the shop plans. Place DTI's under the bolt head, ASTM A449 bolts may be used in lieu of A325 for the bolts carried through the girder webs only.

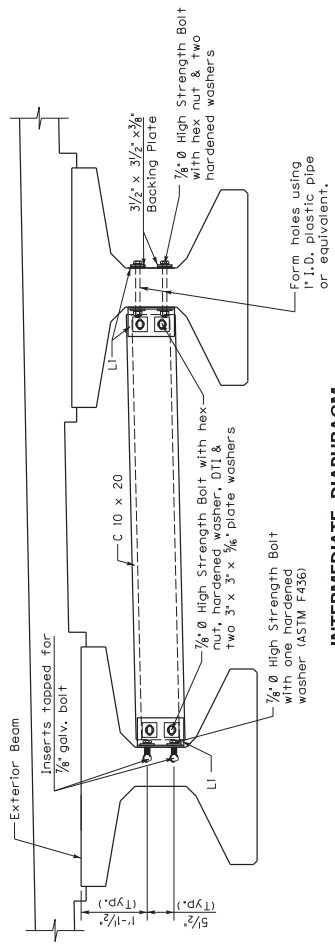
STRUCTURAL STEEL: Ensure plates, angles, and channels conform to ASTM A36 or A572 and galvanized after fabrication.

SHOP DRAWINGS: Show the location of all inserts and holes on the precast beam shop drawings. Submit shop drawings for the steel diaphragms to the Division of Structural Design for approval.

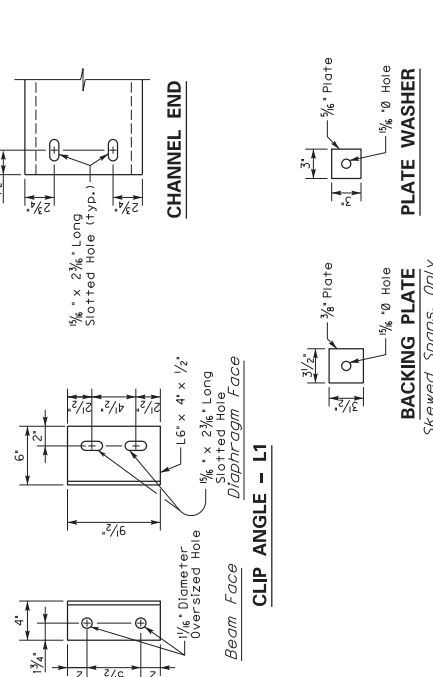
DIAPHRAGMS: Erect the diaphragms the same day that the precast beams are placed on the substructure. Include the cost of all materials and labor required to fabricate and erect the diaphragms in the bid for Precast Beams.



INTERMEDIATE DIAPHRAGM
~ Typical for 0° Skew ~



INTERMEDIATE DIAPHRAGM
~ Typical for Skewed ~

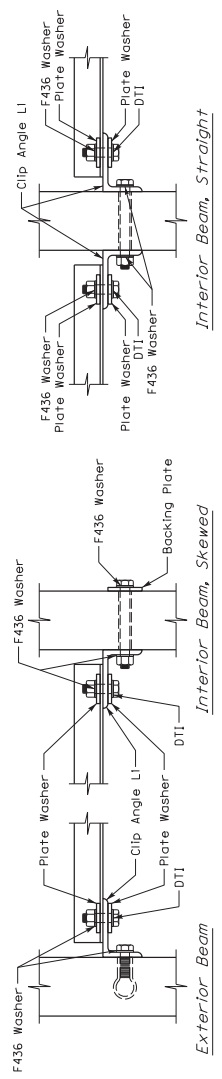


CLIP ANGLE - LI

Beam Face
Diaphragm Face

BACKING PLATE
Skewed Spans, Only

PLATE WASHER



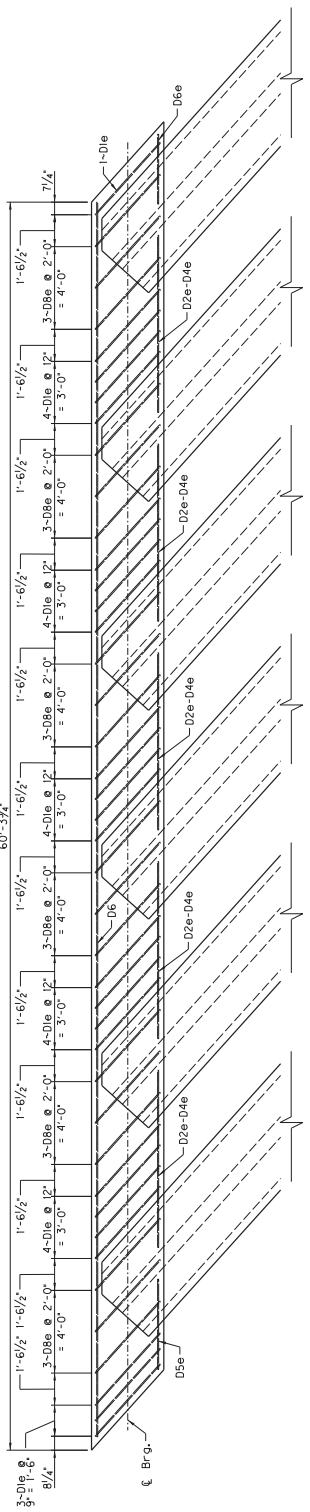
CONNECTION DETAILS

KENTUCKY
DEPARTMENT OF HIGHWAYS
PPC I-BEAM HN36
DIAPHRAGM DETAILS

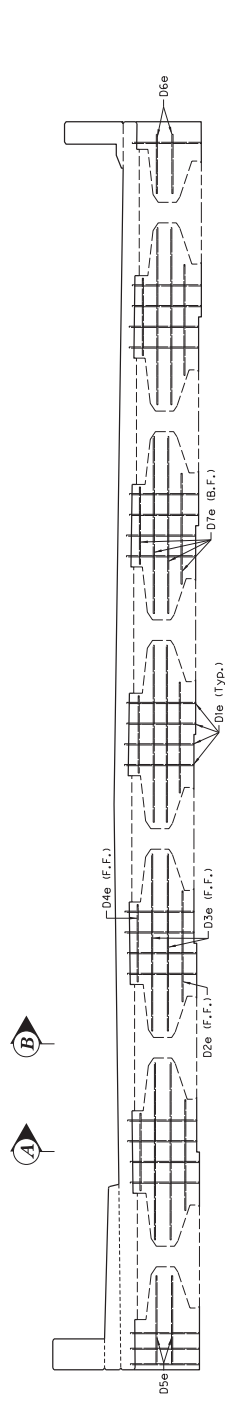
SUBMITTED: *Boyd Mc...*
DATE: 5-30-19
DIRECTOR DIVISION OF STRUCTURAL DESIGN
065

BILL OF REINFORCEMENT

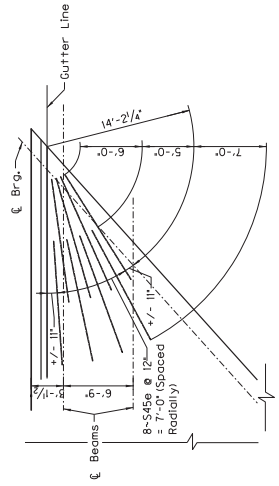
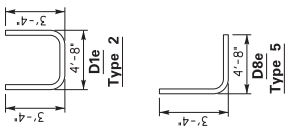
Mark	Type	No.	Size	Length	Location
S1e	Str.	8	5	2	Slab Transverse
S2e	Str.	8	5	3	Slab Transverse
S3e	Str.	8	5	3	Slab Transverse
S4e	Str.	8	5	4	Slab Transverse
S5e	Str.	8	5	5	Slab Transverse
S6e	Str.	8	5	6	Slab Transverse
S7e	Str.	8	5	7	Slab Transverse
S8e	Str.	8	5	8	Slab Transverse
S9e	Str.	8	5	9	Slab Transverse
S10e	Str.	8	5	10	Slab Transverse
S11e	Str.	8	5	11	Slab Transverse
S12e	Str.	8	5	12	Slab Transverse
S13e	Str.	8	5	13	Slab Transverse
S14e	Str.	8	5	14	Slab Transverse
S15e	Str.	8	5	15	Slab Transverse
S16e	Str.	8	5	16	Slab Transverse
S17e	Str.	8	5	17	Slab Transverse
S18e	Str.	8	5	18	Slab Transverse
S19e	Str.	8	5	19	Slab Transverse
S20e	Str.	8	5	20	Slab Transverse
S21e	Str.	8	5	21	Slab Transverse
S22e	Str.	8	5	22	Slab Transverse
S23e	Str.	8	5	23	Slab Transverse
S24e	Str.	8	5	24	Slab Transverse
S25e	Str.	8	5	25	Slab Transverse
S26e	Str.	8	5	26	Slab Transverse
S27e	Str.	8	5	27	Slab Transverse
S28e	Str.	8	5	28	Slab Transverse
S29e	Str.	8	5	29	Slab Transverse
S30e	Str.	8	5	30	Slab Transverse
S31e	Str.	8	5	31	Slab Transverse
S32e	Str.	8	5	32	Slab Transverse
S33e	Str.	8	5	33	Slab Transverse
S34e	Str.	8	5	34	Slab Transverse
S35e	Str.	8	5	35	Slab Transverse
S36e	Str.	8	5	36	Slab Transverse
S37e	Str.	8	5	37	Slab Transverse
S38e	Str.	8	5	38	Slab Transverse
S39e	Str.	8	5	39	Slab Transverse
S40e	Str.	8	5	40	Slab Transverse
S41e	Str.	8	5	41	Slab Transverse
S42e	Str.	8	5	42	Slab Transverse
S43e	Str.	208	5	39	Slab Transverse
S44e	Str.	210	5	49	Slab Transverse
S45e	Str.	5	16	6	Slab Longitudinal
D1e	Diaphragm	2	48	5	Diaphragm
D2e	Diaphragm	10	5	5	Diaphragm
D3e	Diaphragm	20	5	6	Diaphragm
D4e	Diaphragm	10	5	3	Diaphragm
D5e	Diaphragm	4	5	4	Diaphragm
D6e	Diaphragm	4	5	3	Diaphragm
D7e	Diaphragm	8	5	5	Diaphragm
D8e	Diaphragm	5	36	5	Diaphragm



PLAN OF DIAPHRAGM

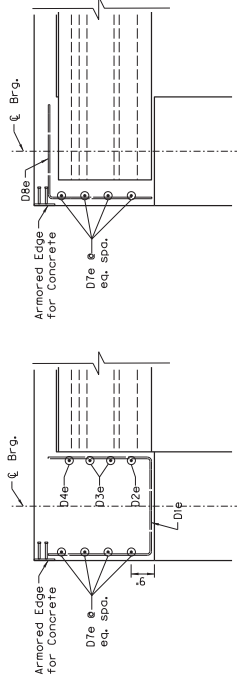


DIAPHRAGM ELEVATION



CORNER REINFORCEMENT
(Typ. Each Acute Corner)

Corner Reinforcement to be placed beneath the longitudinal and transverse reinforcement in the top of the slab.



SECTION A-A

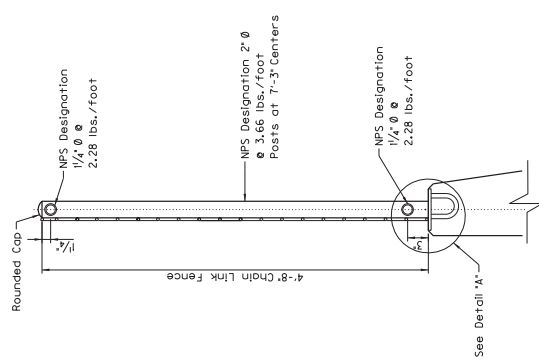
SECTION B-B

DATE: 6/2019	REVISION	DATE
DESIGNED BY: S. WEBER	CHECKED BY:	
DETAILED BY: C. QUINN	S. WEBER	
Commonwealth of Kentucky DEPARTMENT OF HIGHWAYS		
PROJECT NO. CSX RAILROAD		
CONTRACT NO. 283884		
ROUTE WALNUT		
CROSSING SUPERSTRUCTURE		
PREPARED BY CHRISTIAN COUNTY		
SHEET NO. 283884		

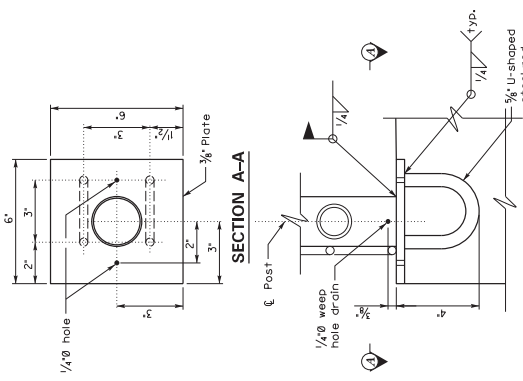
ITEM NUMBER	2-1089
-------------	--------

General Notes

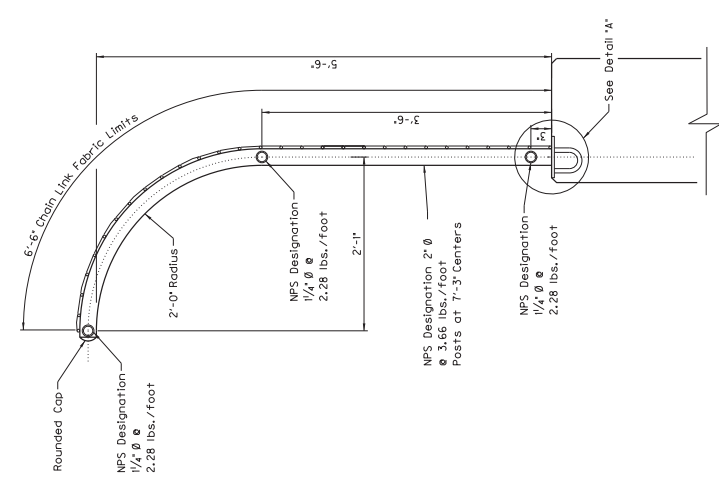
- SPECIFICATIONS:** Unless otherwise noted, vinyl coat all materials used in the fabrication of the pedestrian cage, stair and ramp fence and handrail in accordance with AASHTO Standard Specification M 181, current edition.
- POSTS:** Ensure fence posts are NPS Designation 2" Ø x 3.66 lbs./foot, Grade 1, Grade 1.
- RAILS AND HANDRAIL:** Ensure rails are NPS Designation 1/4" Ø x 2.28 lbs./ft., Grade 1.
- CHAIN LINK FABRIC:** Use PolyVinyl Chloride (PVC) coated steel fence Type IV for this project with the color of coating to be Dark Green with the size of fence being in accordance with Section 817 of the specifications. The fabric to be installed on the posts and rails at 2 ft. centers (maximum).
- ANCHOR PLATES:** Place plates prior to pouring the concrete. Drilling of concrete to place anchor plates is not an option. Ensure anchor plates are in accordance with the specifications for SAE Specification M 1020 and galvanized in accordance with ASTM A153. Apply a vinyl finish coat on all exposed surfaces of the anchor plates after the posts are in place.
- DAMAGE COATING:** After the installation of the chain link fabric, clean any damaged areas of any of the fence components by washing with mineral spirit solvent sufficient to remove any contaminants. After cleaning, apply a vinyl washing primer to the surfaces with dry film thickness of 0.3 mil to 0.5 mil before the final vinyl finish coat is applied.



LEFT BARRIER FENCE



DETAIL "A" - Anchor

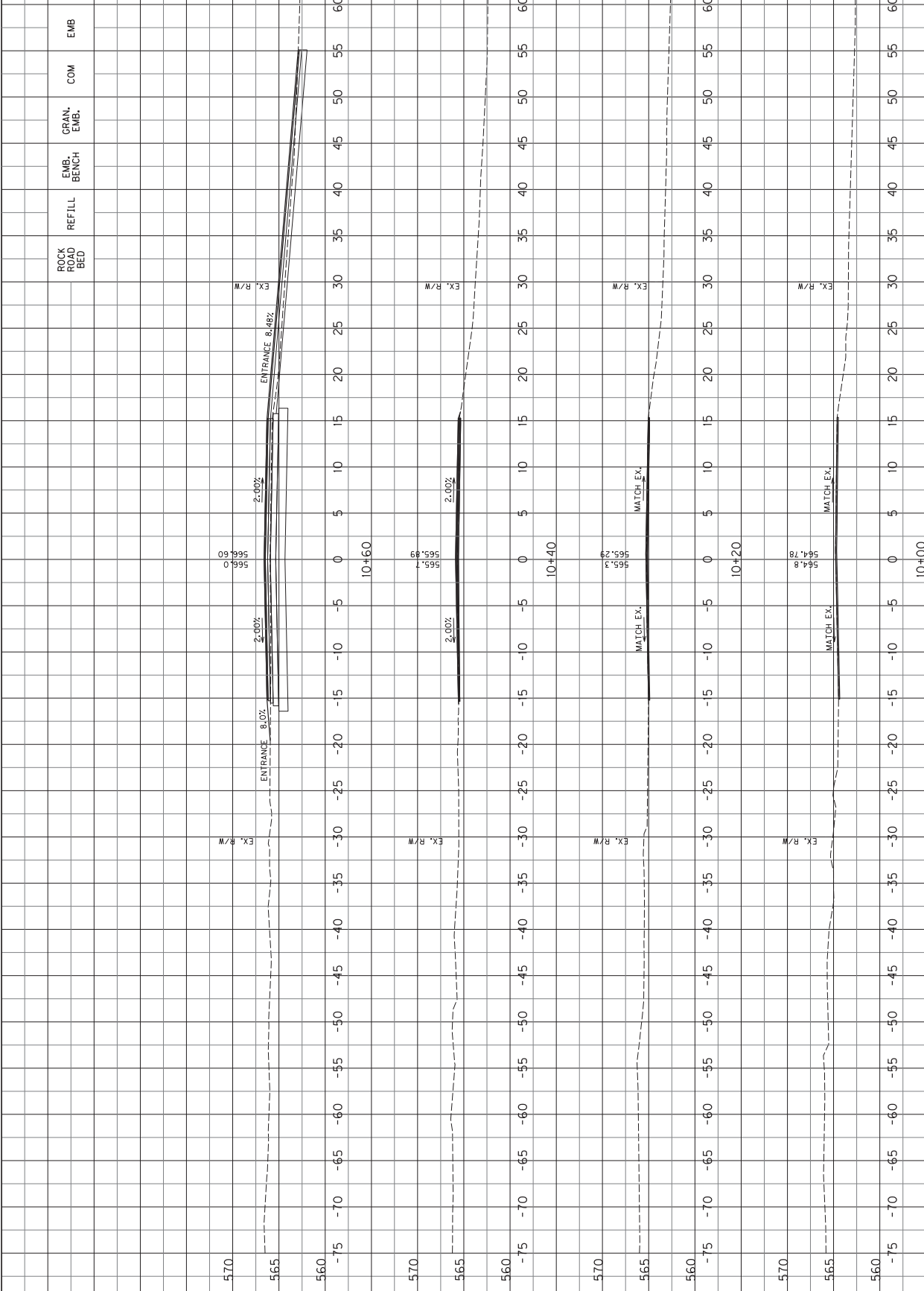


RIGHT BARRIER FENCE

REVISION	DATE
DESIGNED BY: S. PORTER	CHECKED BY: C. QUINN
DETAILED BY: C. QUINN	S. PORTER
Commonwealth of Kentucky DEPARTMENT OF HIGHWAYS	
ROUTE: WALNUT	CROSSING: CSX RAILROAD
CHRISTIAN COUNTY	
FENCE DETAIL SHEET	
PREPARED BY:	SHEET NO. 28584


ITEM NUMBER	2-1089
-------------	--------

COUNTY OF	ITEM NO.	SHEET
CHRISTIAN	2-1089	XI
ROCK EXC	DT LT	DT RT
EMB	COM	GRAN. EMB.
REFILL	EMB. BENCH	
ROCK BED		



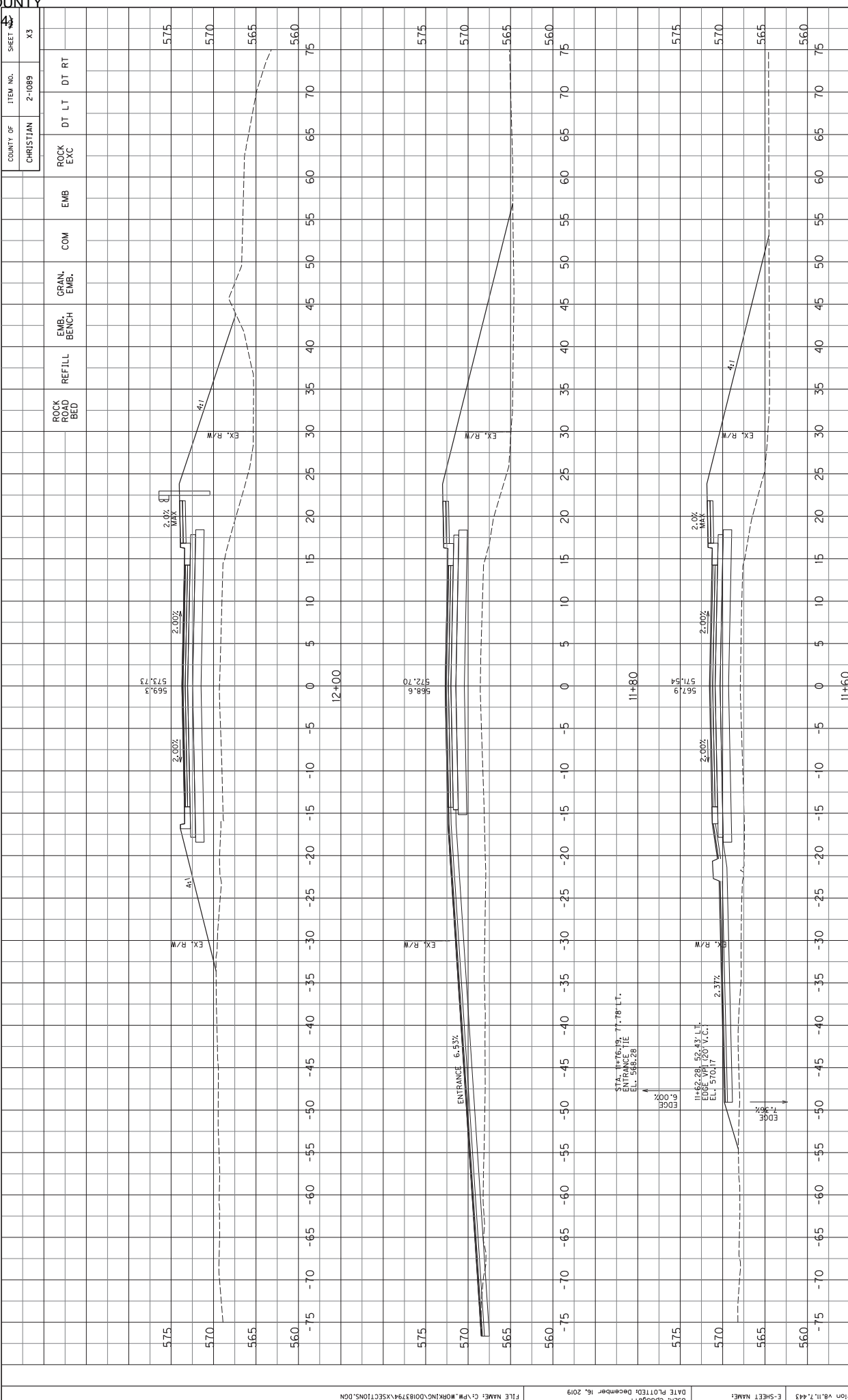
CROSS SECTION SHEET
WALNUT STREET - US 41 ALT
STA. 10+00 TO STA. 10+60

SCALE: 1" = 5' HORIZONTAL
1" = 5' VERTICAL



CROSS SECTION SHEET
WALNUT STREET - US 41 ALT
STA. 10+80 TO STA. 11+40

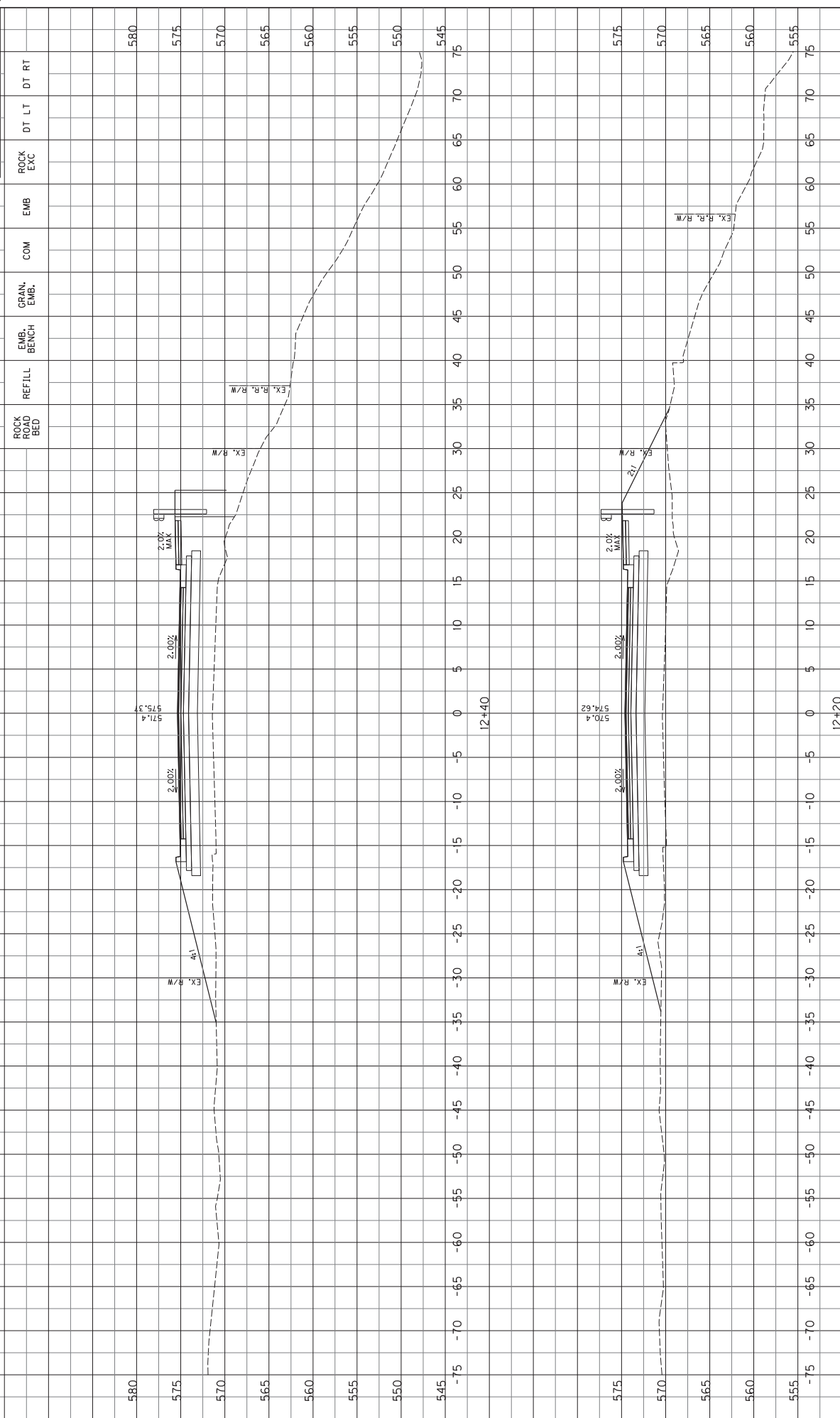
SCALE: 1" = 5' HORIZONTAL
1" = 5' VERTICAL



CROSS SECTION SHEET
 WALNUT STREET - US 41 ALT
 STA. 11+60 TO STA. 12+00

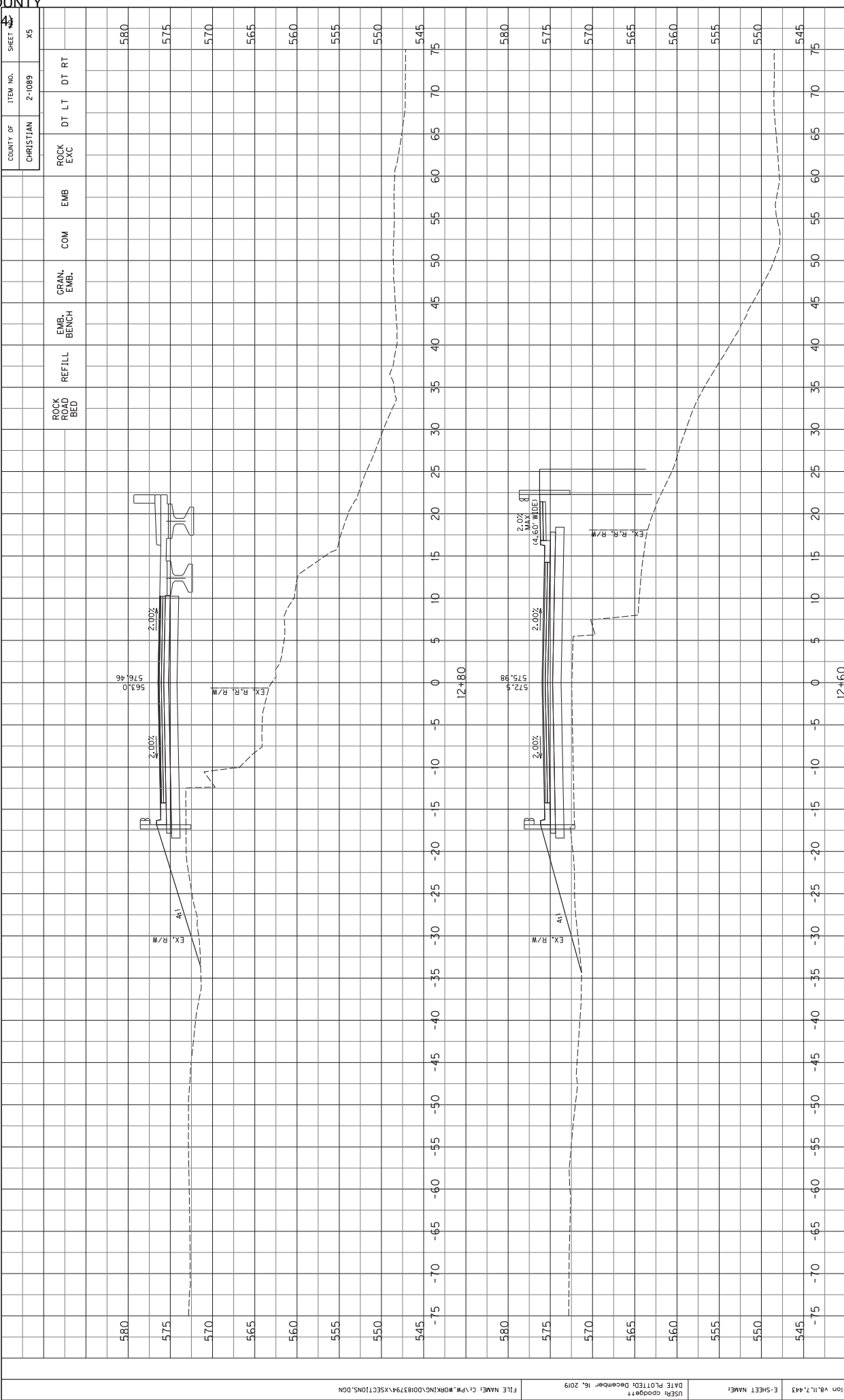
SCALE: 1" = 5' HORIZONTAL
 1" = 5' VERTICAL

COUNTY OF	ITEM NO.	SHEET
CHRISTIAN	2-1089	34



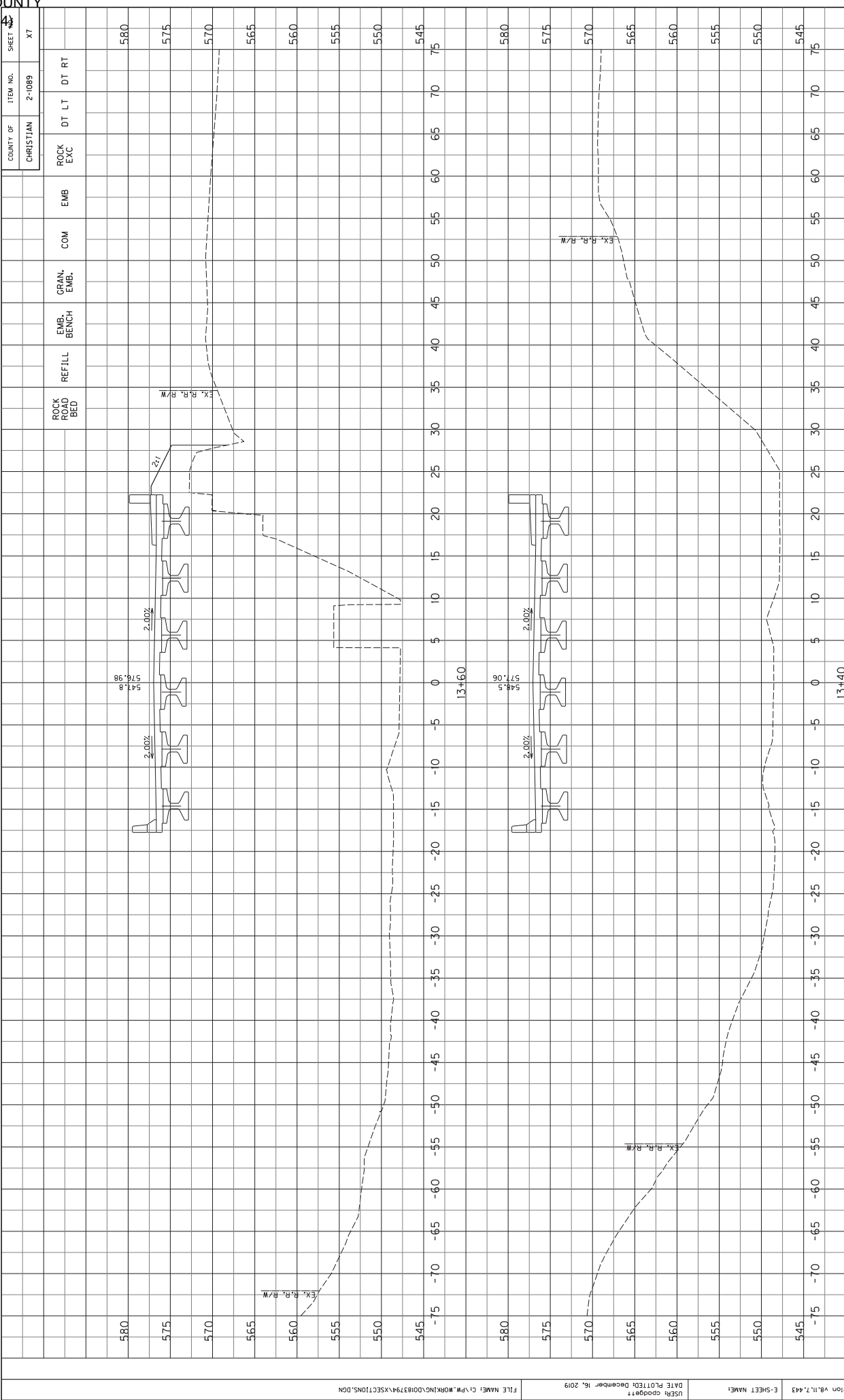
CROSS SECTION SHEET
 WALNUT STREET - US 41 ALT
 STA. 12+20 TO STA. 12+40

SCALE: 1" = 5' HORIZONTAL
 1" = 5' VERTICAL



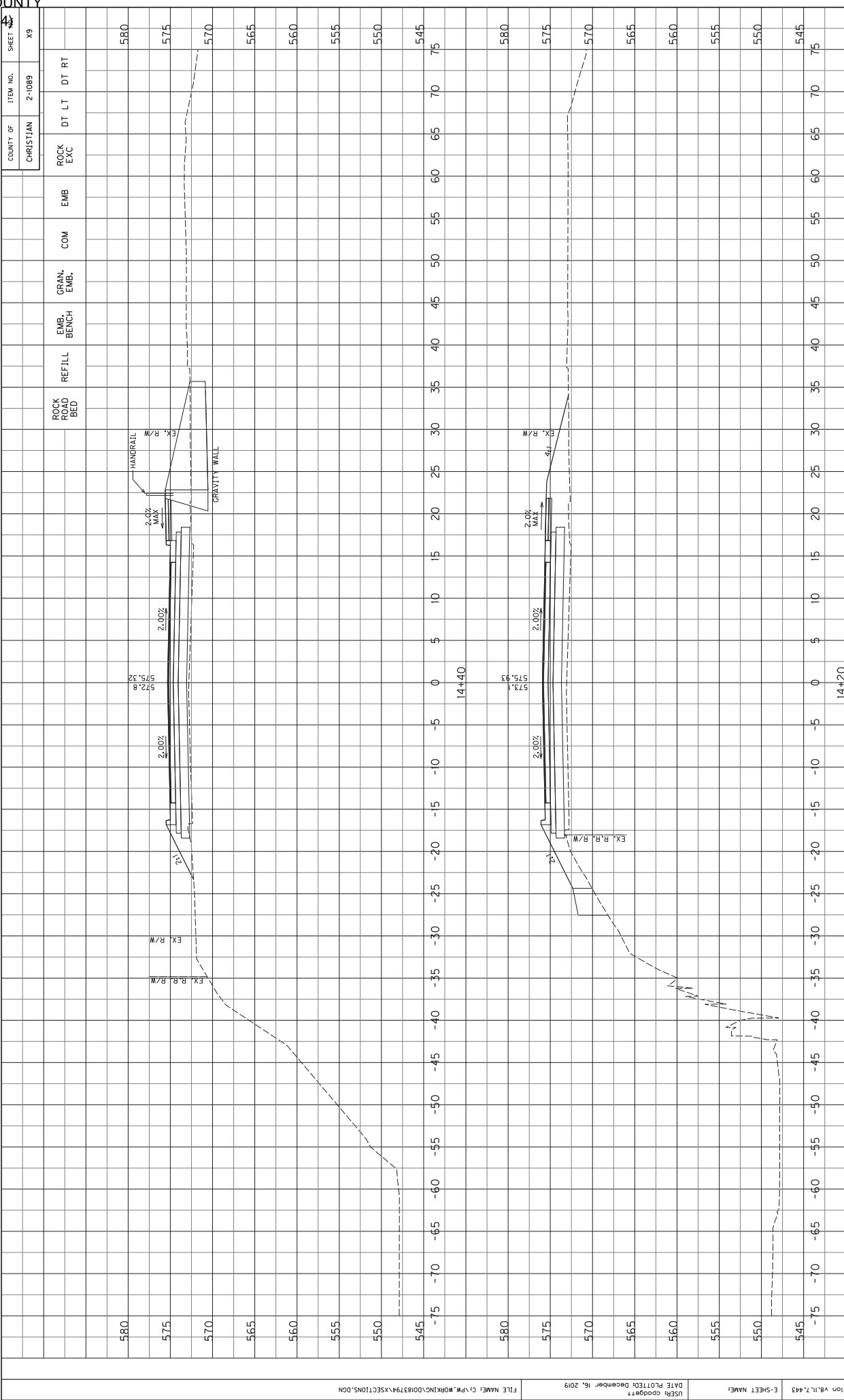
SCALE: 1" = 5' HORIZONTAL
 1" = 5' VERTICAL

CROSS SECTION SHEET
 WALNUT STREET - US 41 ALT
 STA. 12+60 TO STA. 12+80



CROSS SECTION SHEET
WALNUT STREET - US 41 ALT
STA. 13+40 TO STA. 13+60

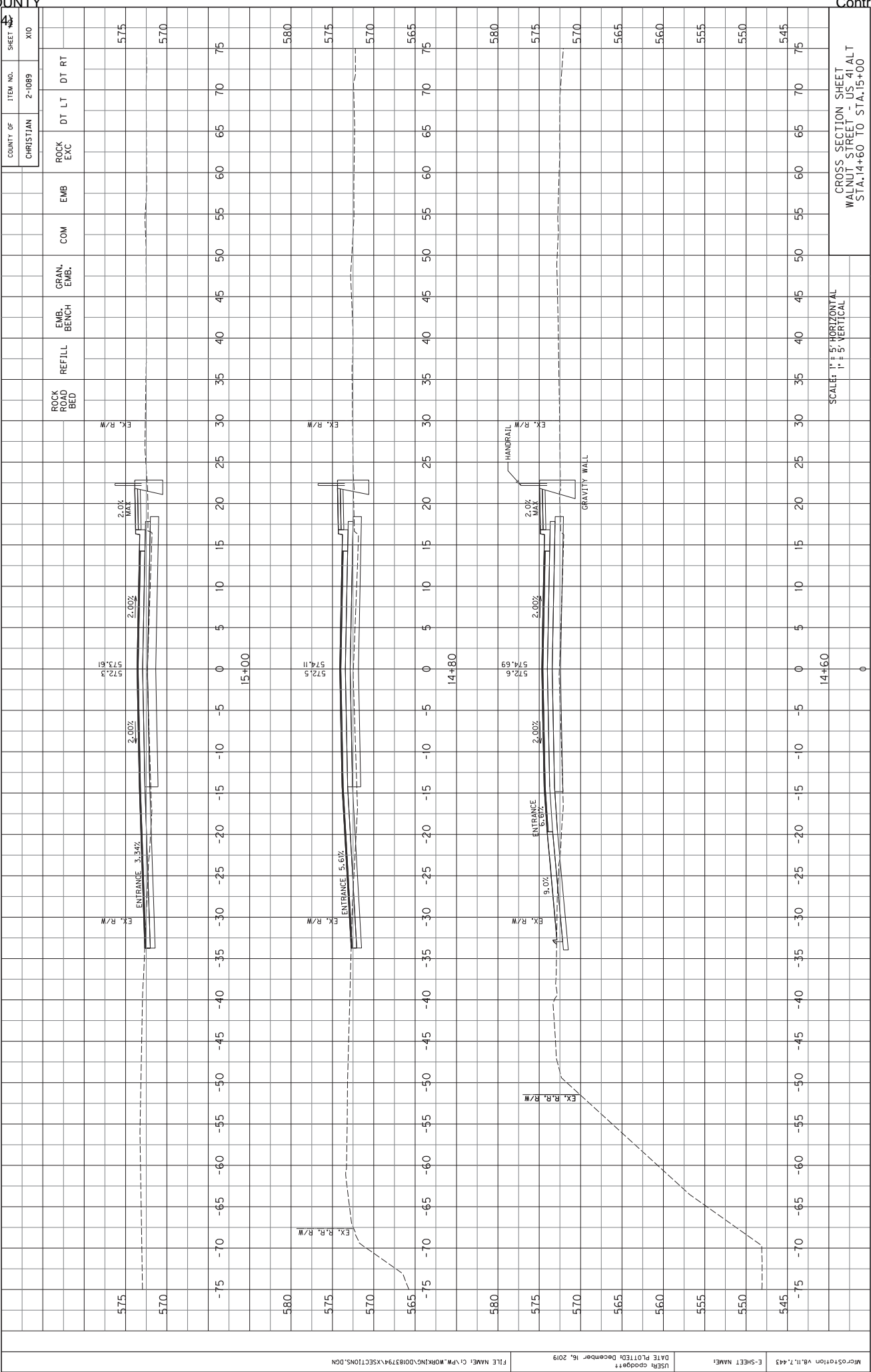
SCALE: 1" = 5' HORIZONTAL
1" = 5' VERTICAL



COUNTY OF	ITEM NO.	SHEET
CHRISTIAN	2-1089	39

ROCK BED	REFILL	EMB. BENCH	GRAN. EMB.	COM	EMB	ROCK EXC	DT LT	DT RT
580								
575								
570								
565								
560								
555								
550								
545								

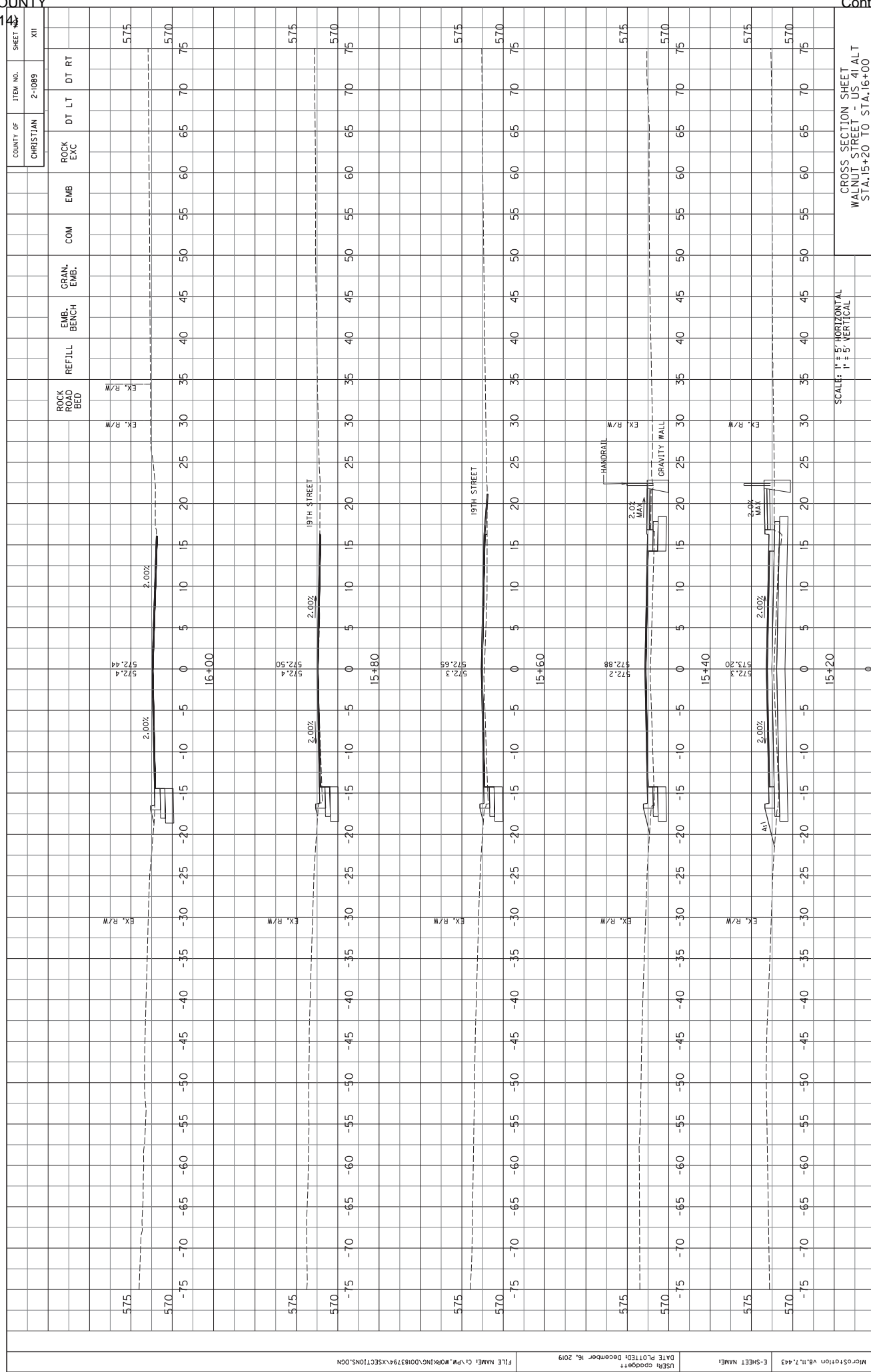
CROSS SECTION SHEET
 WALNUT STREET - US 41 ALT
 STA. 14+20 TO STA. 14+40



COUNTY OF	ITEM NO.	SHEET
CHRISTIAN	2-1089	X10

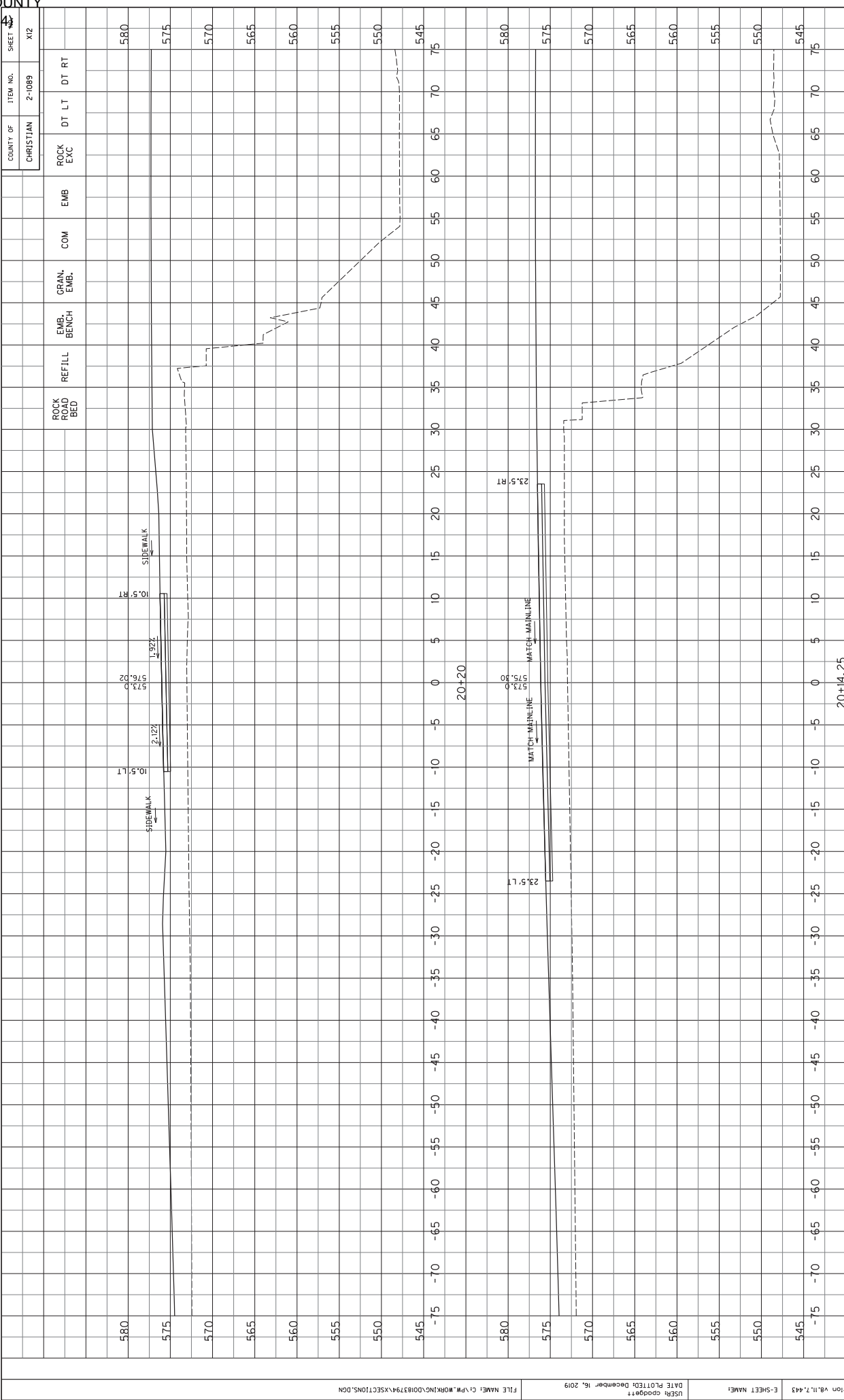
SCALE: 1" = 5' HORIZONTAL
1" = 5' VERTICAL

CROSS SECTION SHEET
WALNUT STREET - US 41 ALT
STA. 14+60 TO STA. 15+00



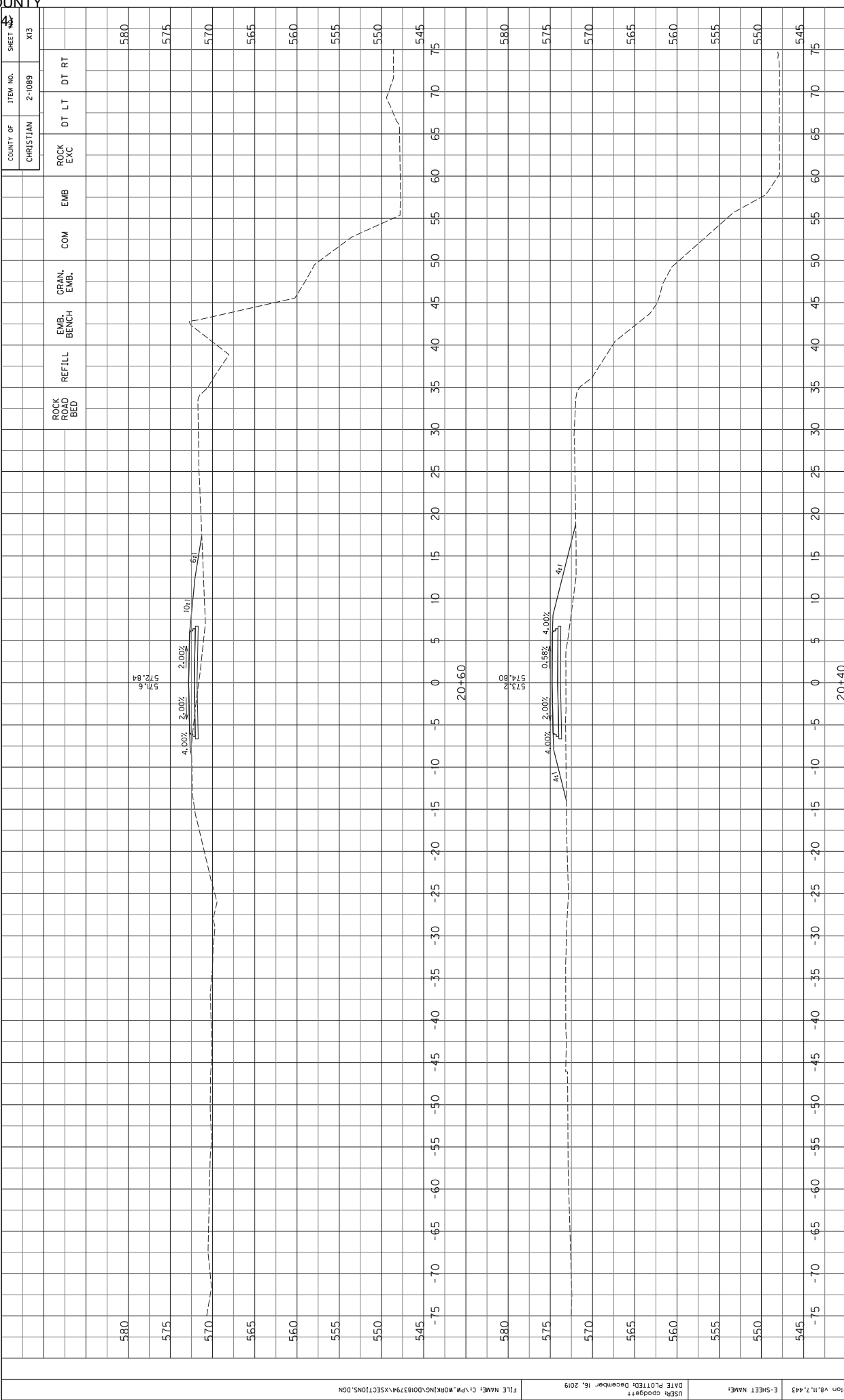
SCALE: 1" = 5' HORIZONTAL
1" = 5' VERTICAL

CROSS SECTION SHEET
WALNUT STREET - US 41 ALT
STA. 15+20 TO STA. 16+00



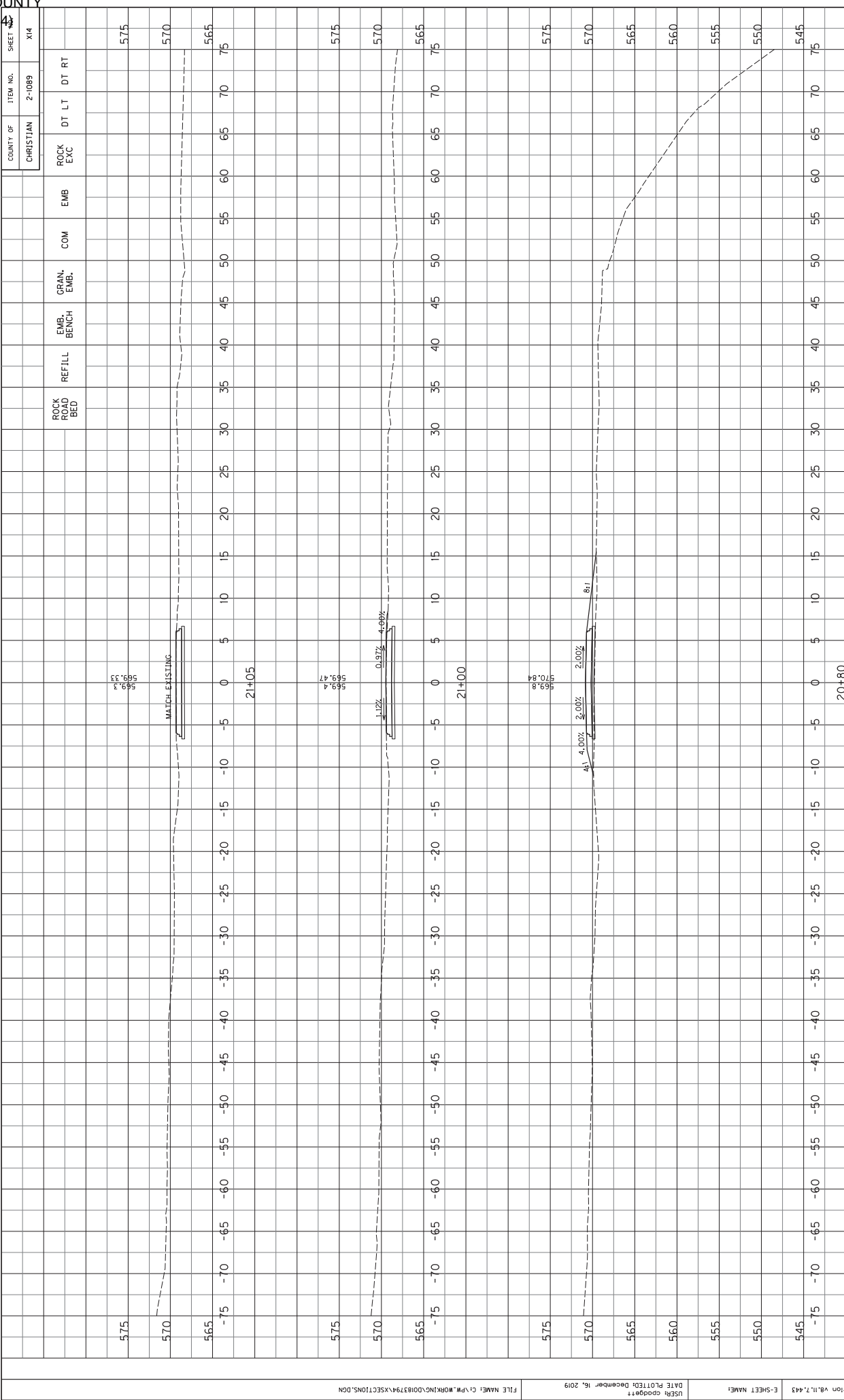
SCALE: 1" = 5' HORIZONTAL
1" = 5' VERTICAL

CROSS SECTION SHEET
ALLEY 007
STA. 20+14.25 TO STA. 20+20



CROSS SECTION SHEET
ALLEY 007
STA. 20+40 TO STA. 20+60

SCALE: 1" = 5' HORIZONTAL
1" = 5' VERTICAL



COUNTY OF	ITEM NO.	SHEET
CHRISTIAN	2-1089	X14

USFR cpdg0817
 DATE PLOTTED: December 16, 2019
 FILE NAME: C:\PW\WORKING\00183794\XSECTIONS.DGN
 MicroStation v8.11.7.443
 E-SHEET NAME:
 SCALE: 1" = 5' HORIZONTAL
 1" = 5' VERTICAL
 CROSS SECTION SHEET
 ALLEY 007
 STA. 20+80 TO STA. 21+05

SPECIAL NOTE FOR TRAFFIC CONTROL ON BRIDGE REPAIR CONTRACTS

02-1089.00 Christian 024B00112N

I. TRAFFIC CONTROL GENERAL

Except as provided herein, traffic shall be maintained in accordance with the current standard specifications, section 112. The contractor will be responsible for developing and implementing the maintenance of traffic details with guidance through standard drawings and the MUTCD current editions. The developed traffic control plan must be approved by the Engineer prior to implementation. The contractor is expected to provide at a minimum the items listed in this note, however this note does not relieve the contractor of other items that may be necessary to comply with current standards. Except for the roadway and traffic control bid items listed, all items of work necessary to maintain and control traffic will be paid at the lump sum bid price to "Maintain and Control Traffic".

Contrary to section 106.01, traffic control devices used on this project may be new or used in new condition, at the beginning of the work and maintained in like new condition until completion of the work.

The contractor must notify the engineer and public information officer at least 14 calendar days prior to the beginning work. Please see the Special Note for Liquidated Damages for additional information.

II. TRAFFIC COORDINATOR

Furnish a traffic coordinator as per section 112. The traffic coordinator shall inspect the project maintenance of traffic, at least three times daily, or as directed by the engineer, during the contractor's operations and at any time a bi-directional lane closure or road closure is in place. The personnel shall have access on the project to a radio or telephone to be used in case of emergencies or accidents. The traffic coordinator shall report all incidents throughout the work zone to the engineer on the project. The contractor shall furnish the name and telephone number where the traffic coordinator can be contacted at all times.

III. SIGNS

The contractor is responsible for all signage during construction. The contractor shall adhere to the standard drawings and manual on uniform traffic control devices (MUTCD) for guidance. If, at any time, the engineer requests a change in the maintenance of traffic signage, the contractor shall implement the change within 8 hours. Failure to implement these changes within the required eight hours will result in liquidated damages of \$5,000 per day.

The contractor shall provide all detour signing needed for the bridge closure, if allowed in the contract documents. All signing required will be incidental to the lump sum bid item "Maintain and Control Traffic".

The department will not measure installation, maintenance, or removal for payment of any detour signage or standard construction signage, and will consider these incidental to “Maintain and Control Traffic”

Closure signs, detour signs, and bi-directional lane closure signs should be placed no sooner than two weeks prior to the closing of the bridge (when applicable) or placing lane closures.

Wayfinding detour signs should be placed a maximum of 2 miles apart unless specified by the engineer. Signs shall be covered or removed within 24 hours of opening the bridge to traffic.

Road closed signs (when applicable) should be double signed and placed a minimum of 1500’, 1000’, and 500’ in advance of the closure, in addition to signage required by the MUTCD and standard drawings.

IV. TEMPORARY PAVEMENT STRIPING

For projects where road closures are allowed in the contract documents, it is not anticipated that temporary pavement striping will be needed since the bridge will be closed. However, if the contractor’s means and methods allows for need for temporary striping, conflicting pavement marking will be covered with 6” black removable tape. However, for bi-directional lane closures or if the plans call for a diversion, temporary striping will be required per the plans and MUTCD. Contrary to the standard specifications, no direct payment will be made for any temporary striping, pavement striping removal, or any other temporary striping item. If temporary striping is used, the contractor shall replace any temporary striping that becomes damaged or fails to adhere to the pavement before dark on the day of the notification. Liquidated damages shall be assessed to the contractor at a rate of \$500 per day for failing to replace temporary striping within this time limit.

V. PROJECT PHASING & CONSTRUCTION PROCEDURES

Project phasing shall be as directed by the plans, special notes, and the approved Traffic Control Plan prepared by the contractor. Maintain traffic over the bridge as long as possible. Once work on the structure begins that impacts traffic, ensure work progresses to minimize the effected time to the public. All materials that must be made specific for the project should be ordered and made prior to closure of the bridge or implementation of bi-directional lane closures so that delivery does not delay progress of the work, unless approved by the Engineer. If the bridge is reopened prior to safety devices being in place, an approved protective barrier wall shall be placed in accordance to the standard drawings. Contrary to standard specifications, no direct payment would be made for the barrier wall and will be considered incidental to “Maintain and Control Traffic”.

For projects which require an on-site diversion to be constructed to maintain traffic, the traffic control plan and project schedule prepared by the contractor shall include provisions such that traffic is not switched to the diversion until all materials that must be made specific for the project are ordered and made so that use of the diversion is minimized, unless approved by the Engineer.

VI. PAVEMENT DROP-OFF

Less than two inches - no protection required. Warning signs should be placed in advance and throughout the drop-off area.

Two to four inches - plastic drums, vertical panels or barricades every 100 feet on tangent sections for speeds of 50 mph or greater. Cones may be used in place of plastic drums, panels and barricades during daylight hours. For tangent sections with speeds less than 50 mph and curves devices should be placed every 50 feet. Spacing of devices on tapered sections should be in accordance with the manual on uniform traffic control devices, current edition.

Greater than four inches - positive separation or wedge with 3:1 or flatter slope needed. If there is five feet or more distance between the edge of the pavement and the drop-off, then drums, panel, or barricades may be used. If the drop-off is greater than 12 inches, positive separation is strongly encouraged. If concrete barriers are used, special reflective devices or steady burn lights should be used for overnight installations.

For temporary conditions, drop-offs greater than four inches may be protected with plastic drums, vertical panels or barricades for short distances during daylight hours while work is being done in the drop-off area.

VII. VARIABLE MESSAGE SIGNS AND TEMPORARY TRAFFIC SIGNALS

At the direction of the Engineer, the contractor is expected to provide up to four (4) message boards for use at locations determined by the Engineer. These message boards are expected to be in place one week prior to the closure of the roadway and remain in place for the duration of the closure. The message boards will be paid for as per the standard specifications.

For projects that involve the use of lane closures, all lane closures shall be bi-directional. The contractor shall provide temporary traffic signals and all labor, materials, and incidentals needed to maintain bi-directional traffic for the project. For short term bi-directional lane closures, the use of flaggers in lieu of temporary traffic signals may be acceptable if approved by the Engineer.

VIII. BARRICADES

For projects which allow full closure, ensure a minimum of (4) type III barricades are used at each end of the bridge for a total of (8) type III barricades. Contrary to the standard specifications, no direct payment will be made for barricades but they will be included in the lump sum price for "Maintain and Control Traffic".

VIII. DETOUR AND ON SITE DIVERSIONS

For projects which allow a full closure of the bridge, or if necessary to detour trucks, the traffic control plan proposed by the contractor shall include a signed detour route for the road closure. The traffic control plan along with the proposed detour plan will be delivered to the engineer 7

days prior to the pre-construction meeting. The proposed detour route shall meet the following requirements:

- 1) Detour routes must remain at minimum on the same classification of roadway (i.e. AA, AAA, state, county, etc.) Unless written approval is obtained through the owner of the facility.
- 2) The contractor must coordinate with other projects along the detour route in order to avoid ongoing construction projects along those routes.
- 3) It may be determined that two detour routes would be needed if the first selected route cannot accommodate truck traffic. If this occurs, the contractor is expected to sign both detours per the standard drawings and MUTCD. Additional clarification signage between the detours may be needed at points where they diverge.
- 4) For projects that involve the use of bi-directional lane closures and the temporary lane width per the plans or as proposed by the contractor is less than 10 feet, the contractor shall be required to provide a signed detour for oversized vehicles.

The traffic control plan must be submitted and approved to allow for coordination of the public information officer with the closure notification. The public must be notified of the proposed detour route when they are notified of the closure, 2 weeks before closure. All time and expenses necessary for the development of the detour plan(s) will be incidental to the lump sum bid item "Maintain and Control Traffic".

For projects with an on-site diversion included in the construction, the preparation of traffic control plans for a detour and implementation of a detour will not be required, unless specified in the plans.

IX. PAYMENT

Unless listed as a bid item in the contract documents, payment will only be made for the following items:

1. Portable Changeable Message Boards - Each
2. Maintain and Control Traffic - Lump Sum

All other items needed to maintain traffic in accordance with these contract documents and the approved traffic control plan shall be considered incidental to Maintain and Control Traffic. These items include but are not limited to traffic signals, signs, barrier wall, crash cushions, temporary guardrail, temporary and permanent pavement striping, cones, barrels, flaggers, etc.

SPECIAL NOTE FOR FOUNDATION PREPARATION

02-1089.00 Christian County 024B00112N

Foundation Preparation. Foundation preparation and backfill shall be in accordance with Section 603 of the *Standard Specifications for Road and Bridge Construction* (current edition) and this Note. The required common excavation (including benching if necessary), geotextile fabric Class 1, 4" perforated pipe, and new Structural Granular Backfill, as well as any excavation and grading needed to shape the bridge approaches to match the roadway template, will be paid for by the bid items for Foundation Preparation and Structural Granular Backfill. Structural Granular Backfill shall be placed for abutment backfill to limits as depicted in Structure Plan Sheet Nos. S4 and S7. Geotextile Fabric shall be used to separate the Structural Granular Backfill from the embankment/excavation interface and from the pavement aggregate base course. See *Special Provision for Embankment At End Bent Structures (SP 69)* and the Standard Drawings regarding additional construction details as required.

I. MEASUREMENT

- A. Foundation Preparation: See Section 603 of the Standard Specifications.
- B. Structural Granular Backfill: See Section 4.0 of the *Special Provision for Embankment At Bridge End Bent Structures (SP69)*.

II. PAYMENT

- A. Foundation Preparation: See Section 603 of the Standard Specifications.
- B. Structural Granular Backfill: See Section 5.0 of the *Special Provision for Embankment At Bridge End Bent Structures (SP69)*.

SPECIAL NOTE FOR CONCRETE SEALING

02-1089.00 Christian 024B00112N

These Notes or designated portions thereof, apply where so indicated on the plans, proposals or bidding instruction.

I. DESCRIPTION. Perform all work in accordance with the Department's current Standard Specifications, and applicable Supplemental Specifications, the attached sketches, and these Notes. Section references are to the Standard Specifications.

This work consists of:

1. Furnish all labor, materials, tools, equipment, and incidental items necessary to complete the work.
2. Provide safe access to the bridge, in accordance with Section 107.01.01, for the Engineer to sound possible repair areas and for workers to complete the construction.
3. Repair cracks as applicable in accordance with the Special Note for Epoxy Injection Crack Repair.
4. Repair delaminated or spalled areas as applicable in accordance with the Special Note for Concrete Patching.
5. Apply Ordinary Surface Finish
6. Prepare the surfaces to receive sealing.
7. Apply concrete sealing.
8. Any other work as specified as part of this contract.

II. MATERIALS.

A. Sealer. Use one of the following:

Product	Supplier
Protectosil BHN	Evonik Industries
Protectosil 300S	Evonik Industries
TK-590-40 Tri-Silane 40%	TK Products
SW-244-100	Chemical Products Industries, Inc.
TK-590-1 MS Tri-Silane	TK Products
MasterProtect H1000	BASF
Aquanil Plus 40	ChemMasters
SIL-ACT ATS-100	Advanced Chemical Technologies
Certivex Penseal BTS 100%	Vexcon
Pentreat 244-40	W.R. Meadows
Aquanil Plus 40A	ChemMasters

- B. Coverage Rate:** Follow all manufacturers recommendations for coverage rates except the application rate must not exceed the square footage coverage rate per gallon of sealer as given in the chart below. If the manufacturer recommends a coverage rate greater than given in the table below, apply sealer at the rate given in the table below for the chosen sealers silane percentage.

% Silane	Coverage rate (ft ² /gallon)
100	300
40	120
20	60

III. CONSTRUCTION.

- A. Perform Concrete Repairs.** Repair concrete surface in accordance with the Special Note for Epoxy Injection Crack Repair and/or the Special Note for Concrete Patching Repair if included in the contract documents.
- B. Curing Compound.** Contrary to Section 609.03.12 of the specifications, curing compound is not to be used on the deck due to potentially causing issues with the concrete sealer. During the deck pour, finishing, and tining operations the Class AA concrete shall be kept continuously moist with the use of a mister until burlap or curing blankets are applied to the surface. At no point should water be pooling or running off the surface or the surface of the concrete be allowed to become dry. After the burlap or curing blankets are installed, cure in accordance with the specifications. Include all costs in the unit price bid for Class AA concrete. Failure to properly cure the concrete in accordance with this note and the specifications may result in weakened or cracked concrete. If the concrete is weakened or cracked due to improper curing, the contractor will be responsible for providing alternates to fix the issues to the Engineer for review and the contractor will be solely responsible for all costs to do so, up to complete replacement. Do not begin any construction on fixing any issues without approval of the Engineer.
- C. Apply Ordinary Surface Finish.** In addition to new concrete, areas receiving epoxy injection, concrete patching, and other surface imperfections, including areas of minor cracking, should receive Ordinary Surface Finish in accordance with Section 601.03.18 of the Standard Specifications. Existing structural items not newly placed, patched, or repaired may be exempt from Ordinary Surface Finish. Use mortar of the same cement and fine aggregate as the concrete patching, or as directed by the Engineer. Payment will be incidental to Concrete Sealing. Finish surface of bridge decks in accordance with Section 609 of the Standard Specifications.
- D. Areas to Receive Concrete Sealing:**
 - 1. Every exposed surface above a point 6” below ground or fill line of abutments, wing walls, end bent and pier caps, pedestals, back walls, columns, and exposed footings.

2. All exposed surfaces of concrete deck, barrier walls, parapets, curbs, and plinths.
 3. Prestressed Concrete I-Girders, Concrete Beams, and Spread Prestressed Concrete Box Beams: The underneath surfaces of slab overhangs outside of exterior concrete girders and to the exterior side and bottom of exterior concrete girders and beams.
 4. Adjacent Prestressed Concrete Composite Box Beams: Full length of the exterior face of all exterior beams from the top of the box beam to 1'-0" underneath the beams.
 5. Prestressed Non-Composite Box Beams: All faces of all beams, excluding surfaces to be covered with a waterproofing membrane. Take care to ensure that the grout pockets are not sealed.
 6. If the contract documents include the Special Note for Concrete Coating, do not apply concrete sealer to the areas where Concrete Coating is specified.
- E. Cleaning the Concrete Surfaces to be sealed.** Dry clean the concrete to remove all loose debris. Remove all visible hydrocarbons from the surface with detergent approved by the manufacturer of the deck sealant. Pressure wash all surfaces to be sealed at 2000 to 3000 psi. Install pressure gauges at each wand to verify pressure. Use 30° fan tip or as recommended by the manufacturer of the sealant. Hold pressure washing wand a minimum of 45° from the surfaces with a maximum stand-off distance of 12 inches.
- F. Sealing the Concrete.** Allow new concrete to cure a minimum 28 days prior to application of sealer. Monitor weather conditions prior to sealer application. Refer to manufacturer's recommendations for proper ambient conditions. Do not apply sealer if precipitation is anticipated within the time stated by the manufacturer. Allow the concrete to dry 24 hours (after washing or rain event) before sealer application. The bridge deck can be reopened to traffic while drying. Sealer must be applied within 48 hours of washing or the concrete must be rewashed. Divide the concrete into predefined areas of specific square footage to aid in determining usage. Comply with manufacturer's usage recommendation. Using a low-pressure pump, apply sealer and spread evenly with broom or squeegee; do not allow pooling to remain. When each predefined area is complete, measure the amount of sealer used to verify proper usage. After sealing, follow manufacturer's recommended cure time before opening to traffic. On vertical surfaces, apply the sealer in a flooding application from the bottom up, so the material runs down 6 to 8 inches below the spray pattern.
- G. Inspection:** Monitor all aspects of the project to assure compliance to this specification. Observe and document general conditions during the entirety of the project. Verify that each phase of work has been satisfactorily completed prior to beginning the next phase. Phases are described as follows:
1. Dry cleaning to remove loose debris, verify and document:
 - a. All debris has been removed and disposed of properly.
 2. Removal of hydrocarbons, verify and document:

- a. The manufacturer's recommended detergent is used for removal.
- b. Hydrocarbons have been satisfactorily removed.
3. Pressure washing, verify and document:
 - a. Washing pressure at the wand.
 - b. Tip size used.
 - c. Wash angle and stand-off distance.
 - d. The concrete is satisfactorily cleaned.
4. Sealer application, verify and document:
 - a. Proper cure time for new concrete.
 - b. Concrete surface is dry.
 - c. Document time since washed.
 - d. Was the bridge deck opened to traffic after washing?
 - e. Document ambient temperature, surface temperature, relative humidity, and dew point.
 - f. Application and distribution method.
 - g. Coverage to be complete and even.
 - h. Material is not allowed to remain pooled.
 - i. Monitor material usage.
 - j. No traffic on the bridge decks until proper cure time is allowed.

IV. MEASUREMENT

- A. **Concrete Sealing.** The Department will measure the quantity per square feet of each area sealed.

V. PAYMENT

- A. **Concrete Sealing.** Payment at the contract unit price per square feet is full compensation for the following: (1) Furnish all labor, materials, tools, and equipment; (2) Cleaning; (3) Sealing; (4) Maintain & control traffic; and, (5) Any other work specified as part of this contract.

SPECIAL NOTE FOR BRIDGING KENTUCKY PROJECT STENCIL

02-1089.00 Christian 024B00112N

This Special Note will apply to the bridge or bridges in this proposal. Section references herein are to the Department’s Current Standard Specifications for Road and Bridge Construction.

1.0 DESCRIPTION. This specification covers an additional concrete stencil for structures in the Bridging Kentucky Program.

2.0 CONSTRUCTION.

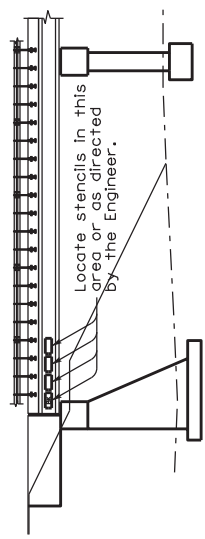
2.1 Construction Date and Identification. On all concrete bridges and box culverts, stencil the year the Contract was executed, the structure drawing number on the concrete at the locations designated, and the Bridging Kentucky Logo as depicted in the drawing in this special note. Make the figures on the stencil according to details specified in the drawing. For bridges having a clear span of 20 feet or more, stencil the year the Contract was executed and load capacity of the structure on the outside face of the plinth or barrier wall as shown on the drawing. On all box culverts, place stenciled figures giving the year in which the Contract is executed on the inlet end of the culvert on the outside face and center of the parapet or headwall. Do not use permanent plates or markers of any kind, other than those shown, on any structure. On all bridges, imprint the name of the prime contractor in the concrete at the location shown. Furnish stencils, all equipment, tools, labor, materials, and other incidentals necessary.

3.0 MEASUREMENT. The Department will not measure bridge stencils for payment per section 601 of the Kentucky Transportation Cabinet Standard Specifications for Road and Bridge and Construction, latest edition.

4.0 PAYMENT. The Department will not make payment for bridge stencils, materials, and associated work. All work, materials, and associated costs shall be incidental to the item listed:

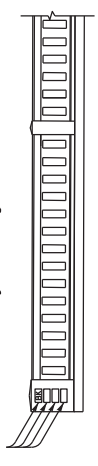
<u>Code</u>	<u>Pay Item</u>	<u>Pay Unit</u>
08100, 08102-08106, 02555	Concrete, Class	Cubic Yard

LOCATION OF STENCILS ON BRIDGES



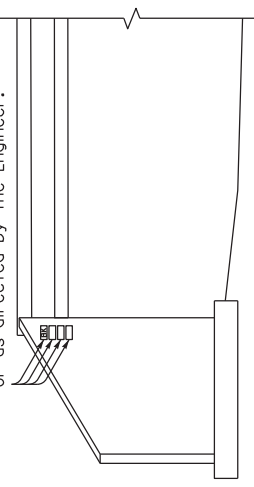
APPLICATION ON STEEL GIRDERS

Locate stencils in this area or as directed by the Engineer.




APPLICATION ON CLASSIC RAIL

Locate stencils in this area or as directed by the Engineer.



APPLICATION ON WING WALLS

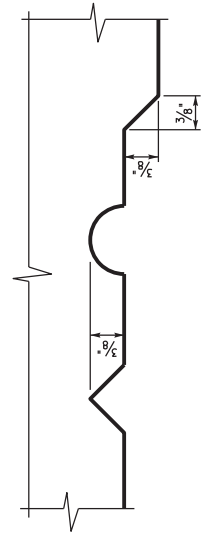


STENCIL FOR BRIDGING KENTUCKY LOGO

GENERAL NOTES

STENCILS: For concrete applications, fabricate all stencils from recessed panels with beveled edges with raised letters and figures in accordance with Subsection 601.03.19 of the Specifications. For steel girders, paint stencil using flat black paint and the recommended dimensions. When using paint, borders shown in the above detail are to be excluded.

BRIDGING KENTUCKY LOGO STENCIL: Place on all program bridges when applicable, in proximity to other stencils required.



TYPE OF LETTERS

KENTUCKY
DEPARTMENT OF HIGHWAYS


STENCIL FOR
BRIDGING KENTUCKY LOGO

BRIDGING KENTUCKY
Bridges | Renew | Regions

CONTRACTOR NAME

CONTRACTOR STENCIL

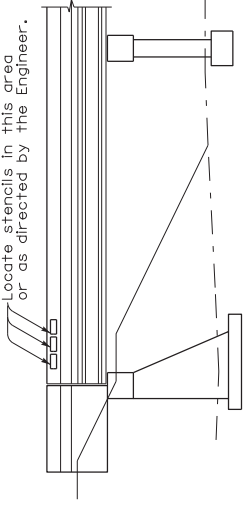
STENCIL FOR YEAR AND DESIGN LOADING
When year only is used place year in center of plate



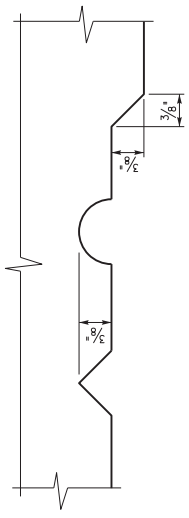
STENCIL FOR DRAWING NUMBER

GENERAL NOTES

- STENCILS:** Fabricate all stencils from recessed panels with beveled edges with raised letters and figures in accordance with Subsection 601.03.19 of the Specifications.
- YEAR AND DESIGN LOADING STENCIL:** Show the year that the contract is executed and the design load as shown on the contract plans. The design load is required on all structures classified as bridges by Subsection 101.03 of the Specifications and on other structures as referenced on plans.
- DRAWING NUMBER STENCIL:** Use this stencil on all structures. The number to be placed on the stencil shall be taken from the contract plans.
- CONTRACTOR STENCIL:** Place on all bridges, the name of the prime contractor and subcontractor(s), when applicable, in proximity to other stencils required.

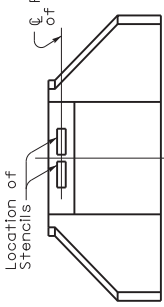


LOCATION OF STENCILS ON BRIDGES

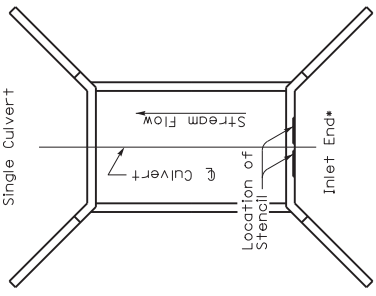


TYPE OF LETTERS

* Use the outlet end for outlet only extensions

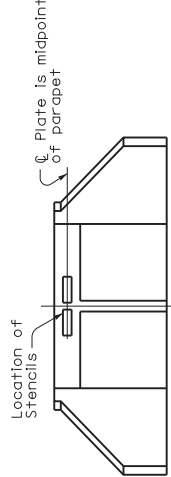


ELEVATION A-A
Single Culvert



PLAN

Location of Stencils on all Culverts (Single or Multiple) and Arches



ELEVATION A-A
Multiple span Culvert

KENTUCKY DEPARTMENT OF HIGHWAYS	
STENCILS FOR STRUCTURES	
STANDARD DRAWING NO. BCX-006-10	
SUBMITTED <i>M. M. M. M.</i>	DATE <i>12-01-15</i>
APPROVED <i>[Signature]</i>	DATE <i>12-01-15</i>
DIRECTOR OF STRUCTURAL DESIGN	STATE HIGHWAY ENGINEER

SPECIAL NOTE

FOR SEDIMENT PREVENTION AND EROSION CONTROL

02-1089.00 Christian 024B00112N

FOR IMPACT REGARDLESS OF SIZE OF THE DISTURBED AREA

Potential impacts to gray bat foraging habitat and habitat for federally listed fish and mussel species will be minimized by implementing erosion prevention and sediment control measures.

As required under Section 213 of the KYTC Standard Specifications, prior to onsite activities a **site-specific Erosion Control Plan including BMPs** to ensure continuous erosion control throughout the construction and post construction period. The plan will identify individual Disturbed Drainage Areas (DDA) where storm water from the construction area will be discharged off site or into waters of the Commonwealth.

Should the Contractor fail to create a BMP Plan or provide and maintain the necessary erosion control, Liquidated Damages will apply at the rate specified in the contract. If no rate is specified, Liquidated Damages will be applied at the rate specified in Section 108 of the Standard Specifications.

The erosion prevention and sediment controls proposed are presented below.

- The location of the individual erosion prevention/sediment control measures will be identified by the Resident Engineer and Contractor. The Contractor will place erosion control devices as identified in the site-specific BMP Plan prior to beginning work.
- Mulch will be placed, during grade and drain activities, across all areas where no work will be conducted for a period of 14 consecutive days.
- Tree clearing within the riparian zone will be minimized. Trees to be removed will be determined by the resident engineer and the contractor prior to disturbance. (Note: Any “Special Note for Tree Clearing Restrictions” must be adhered to.)
- Silt fence, or other approved method as appropriate, will be installed at the edge of waters within the project corridors to eliminate the deposition of rock and debris in the streams during construction activities. In the unforeseen event that unintended debris does enter the streams, the resident engineer will halt the contributing activity until appropriate remedial actions have been implemented.
- To the maximum extent plausible, construction activities will take place during low-flow periods.
- Equipment staging and cleaning areas will be located to eliminate direct inputs to waters of the Commonwealth. These areas will be located such that effluent will be filtered through vegetated areas and appropriate sediment controls prior to discharge offsite.

- Concrete will be poured in a manner to avoid spills into the streams. In the unforeseen event that a spill does occur, the USFWS will be notified, and the resident engineer will immediately halt the activity until remedial measures have been implemented.
- KYTC proposes to stabilize areas disturbed during construction activities through vegetation establishment and placement of riprap and geotextile fabric. Re-vegetation of the disturbed areas will allow thermoregulation of water within the streams, establish long-term, regenerative stabilization of the stream banks, and provide nutrients to the aquatic macroinvertebrate community through inputs of organic material.
- Areas disturbed during construction and not stabilized with rip rap and erosion blanket will be seeded using a standard seed mix. Depending on project slope and project location, application rates and seed mix types will vary. The Contractor shall perform all final seeding and protection, in accordance with the plans and Section 212 of KYTC Standard Specifications.
- Contrary to Section 213.03.03, paragraph 2, the Engineer shall conduct inspections as needed to verify compliance with Section 221 of KYTC Standard Specifications. The Engineer's inspections shall be performed a minimum of once per month and within seven (7) days after a storm of ½ inch or greater. Copies of the Engineer's inspections shall not be provided to the Contractor unless improvements to the BMPs are required. The Contractor shall initiate corrective action within 24 hours of any reported deficiency and complete the work within five (5) days. The Engineer shall use Form TC 63-61 A for this report. Inspections performed by the Engineer do not relieve the Contractor of any responsibility for compliance. If corrections are not made within the five (5) days specified, the liquidated damages will apply at the rate specified in the Liquidated Damages note in the contract.
- Contrary to Sections 212.05 and 213.05, unless listed in the proposal, bid items for temporary BMPs and items for permanent erosion control will not be measured for payment and will be replaced with one lump sum item for the services. Payment will be pro-rated based on the Project Schedule as submitted by the Contractor and as agreed to by the Engineer.
- The Contractor shall be responsible for applying "good engineering practices." The Contractor may use any temporary BMPs and permanent BMPs that fall within the guidance of the current Standard Specifications, KYTC's Best Management Practices manual, and with the approval of the KYTC Engineer.

FOR IMPACT GREATER THAN 1.0 ACRE

When the total disturbed area for a project, including laydown and waste/borrow areas, is greater than 1.0 acre, the Contractor shall be responsible for filing the Kentucky Pollution discharge Elimination System (KPDES) KYR10 permit Notice of Intent (NOI) with the Kentucky Division of Water (DOW). The Contractor will be responsible for following the KPDES requirements of local Municipal Separate Storm Sewer System (MS4) programs with jurisdiction. Required NOI shall name the Contractor as the Facility Operator and include the KYTC Contract ID Number (CID) for reference. For grouped contracts with more than one structure, each structure will be treated independently in regards to disturbed area unless another structure is within 0.25 mile of

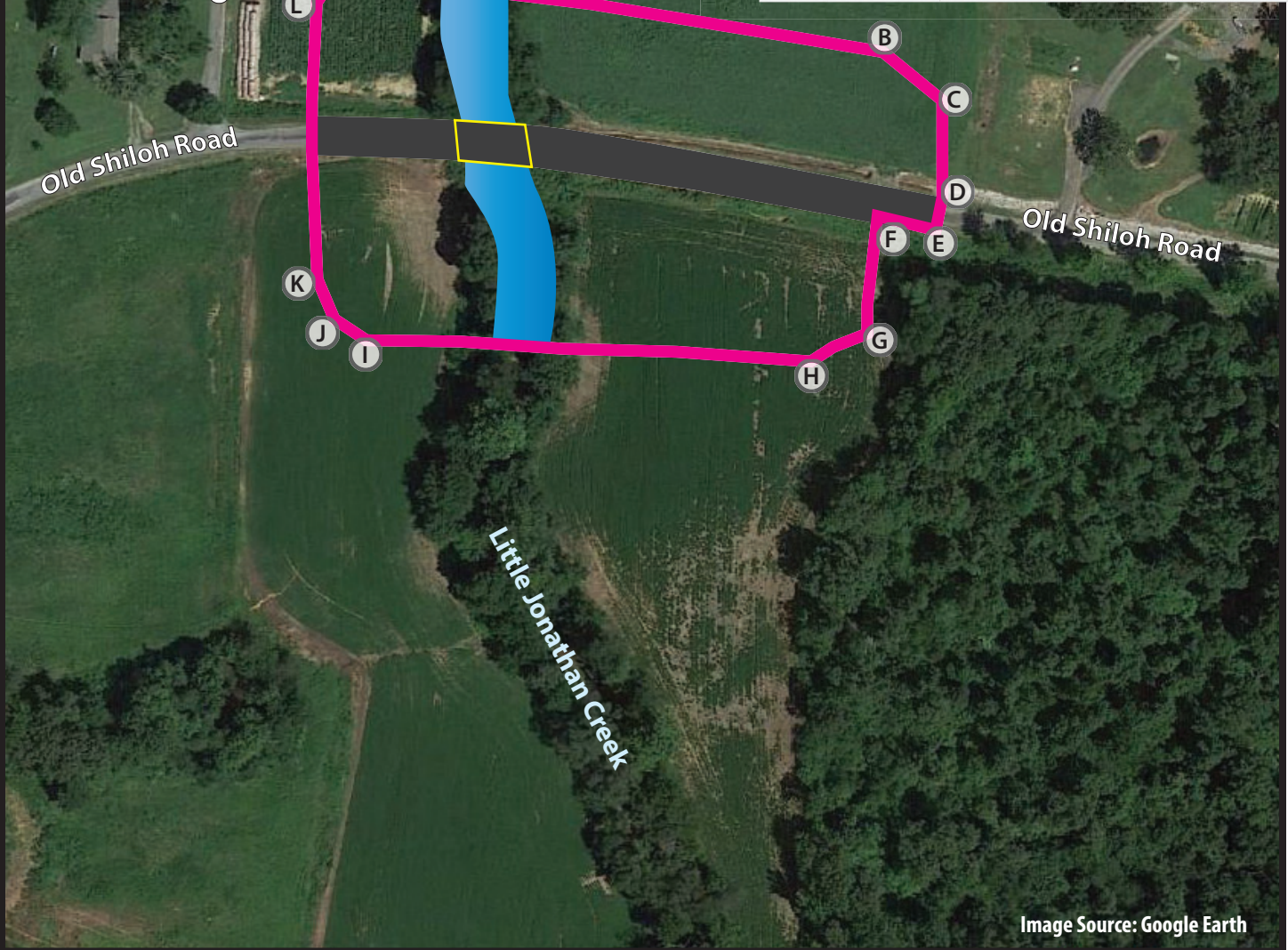
the structure. For structures within 0.25 mile of each other, the total disturbed area will be the sum of the combined disturbed areas. The Contractor shall be responsible for filing the KPDES permit Notice of Termination (NOT) with the Kentucky DOW and any local MS4 Program that has jurisdiction. The NOT shall be filed after the Engineer agrees the project is stabilized or the project has been formally accepted.

The Contractor shall perform all temporary erosion/sediment control functions including: providing a Best Management Practice (BMP) Plan, conducting required inspections, modifying the BMP Plan documents as construction progresses, and documenting the installation and maintenance of BMPs in conformance with the KPDES KYR10 permit effective on August 1, 2009, or a permit re-issued to replace that KYR10 permit. This work shall be conducted in conformance with the requirements of Section 213 of the KYTC current Department of Highways, Standard Specifications for Road and Bridge Construction (Standard Specifications).

The Contractor shall be responsible for the examination of the soils to be encountered and make his own independent determination of the temporary BMPs that will be required to accomplish effective erosion prevention and sediment control. The Contractor shall provide the Engineer copies of all documents required by the KPDES permit at the time they are prepared.

If there are any questions regarding this note, please contact Danny Peake, Director, Division of Environmental Analysis, 200 Mero Street, Frankfort, KY 40601, Phone (502) 564-7250.

	LATITUDE	LONGITUDE	ELEVATION		LATITUDE	LONGITUDE	ELEVATION
A	36°42'2.47"N	88°11'2.33"W	462	F	36°42'0.53"N	88°10'56.60"W	468
B	36°42'1.83"N	88°10'56.52"W	470	G	36°41'59.51"N	88°10'56.73"W	470
C	36°42'1.43"N	88°10'55.91"W	472	H	36°41'59.28"N	88°10'57.31"W	468
D	36°42'0.65"N	88°10'55.92"W	470	I	36°41'59.45"N	88°11'2.00"W	466
E	36°42'0.40"N	88°10'55.98"W	471	J	36°41'59.61"N	88°11'2.29"W	466
				K	36°41'59.97"N	88°11'2.48"W	466
				L	36°42'2.28"N	88°11'2.48"W	463



Environmentally Cleared Area
 Little Jonathan Creek

Old Shiloh Road
 Bridge

ID: 018C00011N
Item No.: 1-10040



NOTE: Latitude, Longitude and Elevation are approximate based on Google Earth

SPECIAL NOTE

For Additional Environmental Commitments

02-1089.00 Christian 024B00112N

IN ADDITION TO OTHER ENVIRONMENTAL COMMITMENTS LISTED IN THIS CONTRACT, THE FOLLOWING COMMITMENTS ALSO APPLY, AS THIS IS A FEDERALLY FUNDED UNDERTAKING AS DEFINED IN SECTION 106 OF THE NATIONAL HISTORIC PRESERVATION ACT, [36 CFR 800.16\(Z\)](#):

- 1) The KYTC has completed a Phase 1 archaeological survey for a site-specific area surrounding the bridge. The cleared area is shown as “Archaeologically Cleared Area” or “Environmentally Cleared Area” on the concept plans and/or the map attached to this note or included elsewhere in the proposal. Likewise, any areas that must be avoided have been labeled “Do Not Disturb.” The contractor shall install snow fencing to clearly delineate the boundary of the project lying within the bounds of the archeologically cleared area and right of way/easements. This snow fence shall be paid for per linear foot measured. If the Contractor requests additional area, and as a result additional delineation is required, the additional snow fence will not be paid and will be considered incidental to the original line item for snow fence.

If the Contractor deems it necessary to use additional areas outside the Archaeologically/ Environmentally Cleared Area for any purposes—e.g., laydown yards, vehicle parking, parking cranes, delivering beams, borrow areas, waste areas, etc.—the Contractor must first get a written agreement with the landowner (assuming the additional area is outside the right-of-way). Then the Contractor shall seek approval of the use of the site—whether within or outside the right-of-way—by both the KYTC Section Supervisor and the Bridging Kentucky Environmental Lead at BKY_Env@docs.e-builder.net. The Contractor shall provide a map of the area(s) to be used, including access points, and property-owner agreements. The BKY Environmental Team will complete initial field investigations for archaeological, historical, ecological, and other environmental clearances. If any potentially significant site or resources are found, the KYTC has the right to deny the use of the proposed site. The maps and property owner agreements are to be submitted at least ten (10) business days prior to the Preconstruction Conference, or sixty (60) days prior to the Contractors access to the site, for coordination and review by the KYTC District and Bridging Kentucky Team.

A Liquidated Damage of \$50,000 will be assessed whenever the Contractor has used any restricted areas. The fee will be assessed on a *per bridge* basis, whether the contract involves bridge bundles or a single bridge. In addition, all fines, fees, penalties, remediation costs, and other damages related to breaches of Threatened and Endangered Species Act Section 7, National Historic Preservation Act Section 106, Clean Water Act Sections 401 and 404, Kentucky General Permit for Stormwater Discharges KYR10, Environmental Protection Agency requirements, State Historic Preservation Office requirements, and other related permitting agencies will be paid by the Contractor, including all associated costs and burdens placed upon the Kentucky Transportation Cabinet.

- 2) In the event that human remains are encountered during project activities, all work should be immediately stopped in the area. The area should be cordoned off, and, in accordance with KRS

72.020, the county coroner and local law enforcement must be contacted immediately. Upon confirmation that the human remains are not of forensic interest, the unanticipated discovery must be reported to Nicolas Laracuenta at the Kentucky Heritage Council at (502) 892-3614, George Crothers at the Office of State Archaeology at (859) 257-1944, and KYTC DEA archaeologists at (502) 564-7250.

For guidance regarding inadvertent discovery and treatment of human remains, refer to the KYTC's [Right of Way Guidance Manual](#) (Section ROW-1202), and the Advisory Council on Historic Preservation's (ACHP) [Policy Statement Regarding Treatment of Human Remains and Grave Goods](#) (adopted by ACHP February 23, 2007).

- 3) If, during the implementation of The Project, a previously unidentified historic/ archaeological property is discovered or a previously identified historic/archaeological property is affected in an unanticipated manner, the contractor shall (1) call KYTC DEA archaeologists at (502) 564-7250, (2) call SHPO archaeologists at (502) 892-3614, and (3) ensure that all work within a reasonable area of the discovery shall cease until such time as a treatment plan can be developed and implemented.

02-1089.00 CHRISTIAN COUNTY

PLAN SHEETS

PLAN SHEETS WHICH ARE TO SCALE ARE AVAILABLE TO VIEW AND PRINT IN THE PROJECT-RELATED INFORMATION FOLDER FOR THIS LETTING AT THE CONSTRUCTION PROCUREMENT WEBSITE:

<http://transportation.ky.gov/Construction-Procurement/Pages/default.aspx>

KyTC BMP Plan for Project CID ## - #####



Kentucky Transportation Cabinet

Highway District 2

And

_____ **(2), Construction**

**Kentucky Pollutant Discharge Elimination System
Permit KYR10**

Best Management Practices (BMP) plan

Groundwater protection plan

For Highway Construction Activities

For

Replacement

Project: CID ## - #####

KyTC BMP Plan for Project CID ## -

Project Information

Note – (1) = Design (2) = Construction (3) = Contractor

1. Owner – County Highway Agency, District 2 (1)

2. Resident Engineer: (2)

3. Contractor Name: (2)

Address: (2)

Phone number: (2)

Contact: (2)

Contractor's agent responsible for compliance with KPDES permit requirements: (3)

4. Project Control Number: (2)

5. Route (Address): Walnut Street over CSX RR (1)

6. Latitude/Longitude (project mid-point): 36°51'19.2"N 87°29'16.5"W (1)

7. County (project mid-point): Christian County (1)

8. Project start date (date work will begin): (2)

9. Projected completion date: (2)

KyTC BMP Plan for Project CID ## -

A. Site Description

1. **Nature of Construction Activity (from letting project description):** Address deficiencies of Walnut Street Bridge (024B00112N) over CSX RR, MP 15.4. Replacement SYP No. 2-1089. (1)
2. **Order of major soil disturbing activities:** (2) and (3)
3. **Projected volume of material to be moved:** (3)
4. **Estimate of total project area (acres):** (3)
5. **Estimate of area to be disturbed (acres):** (3)
6. **Post construction runoff coefficient** will be included in the project drainage folder. Persons needing information pertaining to the runoff coefficient will contact the resident engineer to request this information. (1)
7. **Data describing existing soil condition:** Soils mapped for the location by the United States Department of Agriculture-National Resource Conservation Service (USDA-NRCS) consist of two types: Elk silt loam (EIB) and Pembroke silt loam (PmB). As described by the Soil Survey Staff (2019), the setting for Elk silt loam is stream terraces, which are derived from mixed fine silty alluvium. Elk silt loam is well drained, and the frequency of flooding is rare. The setting for Pembroke silt loam is ridges, which are derived from thin fine-silty noncalcareous loess over clayey residuum weathered from limestone. Pembroke silt loam is well drained, and the frequency of flooding is none (1) and (2)
8. **Data describing existing discharge water quality (if any):** (2)
9. **Receiving water name:** n/a (1)
10. **TMDLs and Pollutants of Concern in Receiving Waters:** (1 DEA)
11. **Site map:** Project layout sheet plus the erosion control sheets in the project plans that depict Disturbed Drainage Areas (DDAs) and related information. These sheets depict the existing project conditions with areas delineated by DDA (drainage area bounded by watershed breaks and right of way limits), the storm water discharge locations (either as a point discharge or as overland flow) and the areas that drain to each discharge point. These plans define the limits of areas to be disturbed and the location of control measures. Controls will be either site specific as designated by the designer or will be annotated by the contractor and resident engineer before disturbance commences. The project layout sheet shows the surface waters and wetlands.

KyTC BMP Plan for Project CID ## -

- 12. Potential sources of pollutants:** The primary source of pollutants is solids that are mobilized during storm events. Other sources of pollutants include oil/fuel/grease from servicing and operating construction equipment, concrete washout water, sanitary wastes, and trash/debris. (3)

B. Sediment and Erosion Control Measures

1. Plans for highway construction projects will include erosion control sheets that depict Disturbed Drainage Areas (DDAs) and related information. These plan sheets will show the existing project conditions with areas delineated by DDA within the right of way limits, the discharge points and the areas that drain to each discharge point. Project managers and designers will analyze the DDAs and identify Best Management Practices (BMPs) that are site specific. The balance of the BMPs for the project will be listed in the bid documents for selection and use by the contractor on the project with approval by the resident engineer.

Projects that do not have DDAs annotated on the erosion control sheets will employ the same concepts for development and managing BMP plans.

2. Following award of the contract, the contractor and resident engineer will annotate the erosion control sheets showing location and type of BMPs for each of the DDAs that will be disturbed at the outset of the project. This annotation will be accompanied by an order of work that reflects the order or sequence of major soil moving activities. The remaining DDAs are to be designated as "Do Not Disturb" until the contractor and resident engineer prepare the plan for BMPs to be employed. The initial BMP's shall be for the first phase (generally Clearing and Grubbing) and shall be modified as needed as the project changes phases. The BMP Plan will be modified to reflect disturbance in additional DDA's as the work progresses. All DDA's will have adequate BMP's in place before being disturbed.
3. As DDAs are prepared for construction, the following will be addressed for the project as a whole or for each DDA as appropriate:
 - **Construction Access**—This is the first land-disturbing activity. As soon as construction begins, bare areas will be stabilized with gravel and temporary mulch and/or vegetation.
 - **Sources**—At the beginning of the project, all DDAs for the project will be inspected for areas that are a source of storm water pollutants. Areas that are a source of pollutants will receive appropriate cover or BMPs to arrest the introduction of pollutants into storm water. Areas that have not been opened by the contractor will be inspected periodically (once per month) to determine if there is a need to employ BMPs to keep pollutants from entering storm water.

KyTC BMP Plan for Project CID ## -

- **Clearing and Grubbing**—The following BMP's will be considered and used where appropriate.
 - Leaving areas undisturbed when possible.
 - Silt basins to provide silt volume for large areas.
 - Silt Traps Type A for small areas.
 - Silt Traps Type C in front of existing and drop inlets which are to be saved.
 - Diversion ditches to catch sheet runoff and carry it to basins or traps or to divert it around areas to be disturbed.
 - Brush and/or other barriers to slow and/or divert runoff.
 - Silt fences to catch sheet runoff on short slopes. For longer slopes, multiple rows of silt fence may be considered.
 - Temporary mulch for areas which are not feasible for the fore mentioned types of protections.
 - Non-standard or innovative methods.
- **Cut and Fill and Placement of Drainage Structures**—The BMP Plan will be modified to show additional BMP's such as:
 - Silt Traps Type B in ditches and/or drainways as they are completed.
 - Silt Traps Type C in front of pipes after they are placed.
 - Channel Lining.
 - Erosion Control Blanket.
 - Non-standard or innovative methods.
- **Profile and X-Section in Place**—The BMP Plan will be modified to show elimination of BMP's which had to be removed and the addition of new BMP's as the roadway was shaped. Probably changes include:
 - Silt Trap Type A, Brush and/or other barriers, Temporary mulch, and any other BMP which had to be removed for final grading to take place.
 - Additional Silt Traps Type B and Type C to be placed as final drainage patterns are put in place.
 - Additional Channel Lining and/or Erosion Control Blanket.
 - Temporary mulch for areas where Permanent Seeding and Protection cannot be done within 21 days.
 - Special BMP's such as Karst Policy.
- **Finish Work (Paving, Seeding, Protect, etc.)**—A final BMP Plan will result from modifications during this phase of construction. Probable changes include:

KyTC BMP Plan for Project CID ## -

- Removal of Silt Traps Type B from ditches and drainways if they are protected with other BMP's which are sufficient to control erosion, i.e. Erosion Control Blanket, or Permanent Seeding and Protection on moderate grades.
 - Permanent Seeding and Protection.
 - Placing Sod.
 - Planting trees and/or shrubs where they are included in the project.
- BMP's, including Storm Water Management Devices such as velocity dissipation devices and Karst policy BMP's, to be installed during construction to control the pollutants in storm water discharges that will occur after construction has been completed are: (3)

C. Other Control Measures

1. Solid Materials

No solid materials, including building materials, shall be discharged to waters of the commonwealth, except as authorized by a Section 404 permit.

2. Waste Materials

All waste materials that may leach pollutants (paint and paint containers, caulk tubes, oil/grease containers, liquids of any kind, soluble materials, etc.) will be collected and stored in appropriate covered waste containers. Waste containers shall be removed from the project site on a sufficiently frequent basis as to not allow wastes to become a source of pollution. All personnel will be instructed regarding the correct procedure for waste disposal. Wastes will be disposed in accordance with appropriate regulations. Notices stating these practices will be posted in the office.

3. Hazardous Waste

All hazardous waste materials will be managed and disposed of in the manner specified by local or state regulation. The contractor shall notify the Section Engineer if there any hazardous wastes being generated at the project site and how these wastes are being managed. Site personnel will be instructed regarding proper storage and handling of hazardous wastes when required. The Transportation Cabinet will file for generator, registration when appropriate, with the Division of Waste Management and advise the contractor regarding waste management requirements.

4. Spill Prevention

The following material management practices will be used to reduce the risk of spills or other exposure of materials and substances to the weather and/or runoff.
(3)

KyTC BMP Plan for Project CID ## -

➤ **Good Housekeeping**

The following good housekeeping practices will be followed onsite during the construction project.

- An effort will be made to store only enough product required to do the job.
- All materials stored onsite will be stored in a neat, orderly manner in their appropriate containers and, if possible, under a roof or other enclosure.
- Products will be kept in their original containers with the original manufacturer's label.
- Substances will not be mixed with one another unless recommended by the manufacturer.
- Whenever possible, all the product will be used up before disposing of the container.
- Manufacturers' recommendations for proper use and disposal will be followed.
- The site contractor will inspect daily to ensure proper use and disposal of materials onsite.

➤ **Hazardous Products**

These practices will be used to reduce the risks associated with all hazardous materials.

- Products will be kept in original containers unless they are not resealable.
- Original labels and material safety data sheets (MSDS) will be reviewed and retained.
- Contractor will follow procedures recommended by the manufacturer when handling hazardous materials.
- If surplus product must be disposed of, manufacturers' or state/local recommended methods for proper disposal will be followed.

5. **Product-specific Practices**

The following product-specific practices will be followed onsite:

➤ **Petroleum Products**

- Vehicles and equipment that are fueled and maintained on site will be monitored for leaks and receive regular preventative maintenance to reduce the chance of leakage. Petroleum products

KyTC BMP Plan for Project CID ## -

onsite will be stored in tightly sealed containers, which are clearly labeled and will be protected from exposure to weather.

- The contractor shall prepare an Oil Pollution Spill Prevention Control and Countermeasure plan when the project that involves the storage of petroleum products in 55 gallon or larger containers with a total combined storage capacity of 1,320 gallons. This is a requirement of 40 CFR 112.
- This project (will / will not) (3) have over 1,320 gallons of petroleum products with a total capacity, sum of all containers 55-gallon capacity and larger.

➤ **Fertilizers**

Fertilizers will be applied at rates prescribed by the contract, standard specifications or as directed by the resident engineer. Once applied, fertilizer will be covered with mulch or blankets or worked into the soil to limit exposure to storm water. Storage will be in a covered shed. The contents of any partially used bags of fertilizer will be transferred to a sealable plastic bin to avoid spills.

➤ **Paints**

All containers will be tightly sealed and stored indoors or under roof when not being used. Excess paint or paint wash water will not be discharged to the drainage or storm sewer system but will be properly disposed of according to manufacturers' instructions or state and local regulations.

➤ **Concrete Truck Washout**

Concrete truck mixers and chutes will not be washed on pavement, near storm drain inlets, or within 75 feet of any ditch, stream, wetland, lake, or sinkhole. Where possible, excess concrete and wash water will be discharged to areas prepared for pouring new concrete, flat areas to be paved that are away from ditches or drainage system features, or other locations that will not drain off site. Where this approach is not possible, a shallow earthen wash basin will be excavated away from ditches to receive the wash water.

➤ **Spill Control Practices**

In addition to the good housekeeping and material management practices discussed in the previous sections of this plan, the following practices will be followed for spill prevention and cleanup:

- Manufacturers' recommended methods for spill cleanup will be clearly posted. All personnel will be made aware of procedures and the location of the information and cleanup supplies.

KyTC BMP Plan for Project CID ## -

- Materials and equipment necessary for spill cleanup will be kept in the material storage area. Equipment and materials will include as appropriate, brooms, dust pans, mops, rags, gloves, oil absorbents, sand, sawdust, and plastic and metal trash containers.
- All spills will be cleaned up immediately after discovery.
- The spill area will be kept well ventilated and personnel will wear appropriate protective clothing to prevent injury from contact with a hazardous substance.
- Spills of toxic or hazardous material will be reported to the appropriate state/local agency as required by KRS 224 and applicable federal law.
- The spill prevention plan will be adjusted as needed to prevent spills from reoccurring and improve spill response and cleanup.
- Spills of products will be cleaned up promptly. Wastes from spill clean-up will be disposed in accordance with appropriate regulations.

D. Other State and Local Plans

This BMP plan shall include any requirements specified in sediment and erosion control plans, storm water management plans or permits that have been approved by other state or local officials. Upon submittal of the NOI, other requirements for surface water protection are incorporated by reference into and are enforceable under this permit (even if they are not specifically included in this BMP plan). This provision does not apply to master or comprehensive plans, non-enforceable guidelines or technical guidance documents that are not identified in a specific plan or permit issued for the construction site by state or local officials. (1)

E. Maintenance

1. The BMP plan shall include a clear description of the maintenance procedures necessary to keep the control measures in good and effective operating condition.
2. Maintenance of BMPs during construction shall be a result of weekly and post rain event inspections with action being taken by the contractor to correct deficiencies.
3. Post Construction maintenance will be a function of normal highway maintenance operations. Following final project acceptance by the cabinet, district highway crews will be responsible for identification and correction of deficiencies regarding ground cover and cleaning of storm water BMPs. The project manager shall identify any BMPs that will be for the purpose of post construction storm water management with specific guidance for any non-routine maintenance. (1)

KyTC BMP Plan for Project CID ## -

F. Inspections

Inspection and maintenance practices that will be used to maintain erosion and sediment controls:

- All erosion prevention and sediment control measures will be inspected at least once each week and following any rain of one-half inch or more.
- Inspections will be conducted by individuals that have successfully completed KEPSC-RI course as required by Section 213.02.02 of the Standard Specifications for Road and Bridge Construction, current edition.
- Inspection reports will be written, signed, dated, and kept on file.
- Areas at final grade will be seeded and mulched within 14 days.
- Areas that are not at final grade where construction has ceased for a period of 21 days or longer and soil stockpiles shall receive temporary mulch no later than 14 days from the last construction activity in that area.
- All measures will be maintained in good working order. If a repair is necessary, it will be initiated within 24 hours of being reported.
- Built-up sediment will be removed from behind the silt fence before it has reached halfway up the height of the fence.
- Silt fences will be inspected for bypassing, overtopping, undercutting, depth of sediment, tears, and to ensure attachment to secure posts.
- Sediment basins will be inspected for depth of sediment, and built-up sediment will be removed when it reaches 50 percent of the design capacity and at the end of the job.
- Diversion dikes and berms will be inspected, and any breaches promptly repaired. Areas that are eroding or scouring will be repaired and re-seeded / mulched as needed.
- Temporary and permanent seeding and mulching will be inspected for bare spots, washouts, and healthy growth. Bare or eroded areas will be repaired as needed.
- All material storage and equipment servicing areas that involve the management of bulk liquids, fuels, and bulk solids will be inspected weekly for conditions that represent a release or possible release of pollutants to the environment.

KyTC BMP Plan for Project CID ## -

G. Non-Storm Water Discharges

It is expected that non-storm water discharges may occur from the site during the construction period. Examples of non-storm water discharges include:

- Water from water line flushings.
- Water from cleaning concrete trucks and equipment.
- Pavement wash waters (where no spills or leaks of toxic or hazardous materials have occurred).
- Uncontaminated groundwater and rainwater (from dewatering during excavation).

All non-storm water discharges will be directed to the sediment basin or to a filter fence enclosure in a flat vegetated infiltration area or be filtered via another approved commercial product.

H. Groundwater Protection Plan (3)

This plan serves as the groundwater protection plan as required by 401 KAR 5:037.

- Contractors statement: (3)

The following activities, as enumerated by 401 KAR 5:037 Section 2, require the preparation and implementation of a groundwater protection plan, and will or may be conducted as part of this construction project:

_____ 2. (e) Land treatment or land disposal of a pollutant.

_____ 2. (f) Storing...or related handling of hazardous waste, solid waste or special waste...in tanks, drums, or other containers, or in piles (does not include wastes managed in a container placed for collection and removal of municipal solid waste for disposal off site).

_____ 2. (g) ...handling of materials in bulk quantities (equal or greater than 55 gallons or 100 pounds net dry weight transported held in an individual container) that, if released to the environment, would be a pollutant.

_____ 2. (j) Storing or related handling of road oils, dust suppressants at a central location.

_____ 2. (k) Application or related handling of road oils, dust suppressants or deicing materials (does not include use of chloride-based deicing materials applied to roads or parking lots).

KyTC BMP Plan for Project CID ## - #####

_____ 2. (m) Installation, construction, operation, or abandonment of wells, bore holes, or core holes (does not include bore holes for the purpose of explosive demolition).

Or, check the following only if there are no qualifying activities:

_____ There are no activities for this project as listed in 401 KAR 5:037 Section 2 that require the preparation and implementation of a groundwater protection plan.

The contractor is responsible for the preparation of a plan that addresses the 401 KAR 5:037 Section 3. (3) Elements of site-specific groundwater protection plan:

- (a) General information about this project is covered in the Project information.
- (b) Activities that require a groundwater protection plan have been identified above.
- (c) Practices that will protect groundwater from pollution are addressed in *Section C: Other Control Measures*.
- (d) Implementation schedule—all practices required to prevent pollution of groundwater are to be in place prior to conducting the activity.
- (e) Training is required as a part of the ground water protection plan. All employees of the contractor, sub-contractor, and resident engineer personnel will be trained to understand the nature and requirements of this plan as they pertain to their job function(s). Training will be accomplished within one week of employment and annually thereafter. A record of training will be maintained by the contractor with a copy provided to the resident engineer.
- (f) Areas of the project and groundwater plan activities will be inspected as part of the weekly sediment and erosion control inspections.
- (g) Certification (see signature page).

KyTC BMP Plan for Project CID ## -

Contractor and Resident Engineer Plan Certification

The contractor that is responsible for implementing this BMP plan is identified in the Project Information section of this plan.

The following certification applies to all parties that are signatory to this BMP plan:

I certify under penalty of law that this document and all attachments were prepared under my direction or supervision in accordance with a system designed to assure that qualified personnel properly gathered and evaluated the information submitted. Based on my inquiry of the person or persons who manage the system, or those persons directly responsible for gathering the information, the information submitted is, to the best of my knowledge and belief, true, accurate, and complete. I am aware that there are significant penalties for submitting false information, including the possibility of fine and imprisonment for knowing violations. Further, this plan complies with the requirements of 401 KAR 5:037. By this certification, the undersigned state that the individuals signing the plan have reviewed the terms of the plan and will implement its provisions as they pertain to ground water protection.

Resident Engineer and Contractor Certification:

(2) Resident Engineer signature

Signed _____	_____	_____
Typed or printed name ²	Title	Signature

(3) Signed _____	_____	_____
Typed or printed name ¹	Title	Signature

- 1. Contractors Note: to be signed by a person who is the owner, a responsible corporate officer, a general partner or the proprietor or a person designated to have the authority to sign reports by such a person in accordance with 401 KAR 5:060 Section 9. This delegation shall be in writing to: Manager, KPDES Branch, Division of Water, 14 Reilly Road, Frankfort, Kentucky 40601. Reference the Project Control Number (PCN) and KPDES number when one has been issued.*
- 2. KYTC note: to be signed by the Chief District Engineer or a person designated to have the authority to sign reports by such a person (usually the resident engineer) in accordance with 401 KAR 5:060 Section 9. This delegation shall be in writing to: Manager, KPDES Branch, Division of Water, 14 Reilly Road, Frankfort, Kentucky 40601. Reference the Project Control Number (PCN) and KPDES number when one has been issued.*

SPECIAL NOTE FOR CONTRACT COMPLETION DATE AND LIQUIDATED DAMAGES ON BRIDGE REPAIR CONTRACTS

02-1089.00 Christian 024B00112N

I. COMPLETION DATE.

Upon Notice to Proceed, the Contractor has the option of selecting the Begin Work date. Once selected, notify the Department in writing of the date selected at least two weeks prior to beginning work and provide a proposed project schedule. All work is to be completed by the specified contract completion date. The Contractor is allotted 180 calendar days once work begins to complete all work to safely reopen the structure with no lane closures. At a minimum, prior to reopening the lane to traffic, all strength requirements and curing for materials used shall be completed per Division 600 of the Standard Specifications.

The Engineer will begin charging calendar days for a structure on the day the Contractor begins work, with the exception of placement of signs, regardless of holidays or seasonal weather limitations.

II. LIQUIDATED DAMAGES.

Liquidated damages will be assessed to the Contractor in accordance with the Transportation Cabinet, Department of Highway's current Standard Specifications for Road and Bridge Construction, Section 112.03.15A, when the lane closures are used beyond the allotted number of calendar days. Liquidated Damages will be assessed per the Standard Specification Section 108.09 when the contract time extends beyond the contract date.

Contrary to the Standard Specifications, liquidated damages will be assessed to the Contractor during the months of December, January, February and March when the contract time has expired on any individual bridge. Contract time will be charged during these months. All construction must be completed in accordance with the weather limitations specified in Section 606 and/or Section 601 as applicable. No extension of Contract time will be granted due to inclement weather or temperature limitations that occur due to starting work on the Contract or a structure late in the construction season.

SPECIAL NOTE

Tree Clearing Restriction

DUE TO THE RECOVERY PLAN FOR ENDANGERED BATS, NO TREE CLEARING IS PERMITTED FROM JUNE 1 THROUGH JULY 31.

If there are any questions regarding this note, please contact Danny Peake, Director, Division of Environmental Analysis, 200 Mero Street, Frankfort, KY 40601, Phone: (502) 564-7250.

Special Note for Bridge Demolition, Renovation and Asbestos Abatement

If the project includes any bridge demolition or renovation, the successful bidder is required to notify Kentucky Division for Air Quality (KDAQ) via filing of form (DEP 7036) a minimum of 10 working days prior to commencement of any bridge demolition or renovation work.

Any available information regarding possible asbestos containing materials (ACM) on or within bridges to be affected by the project has been included in the bid documents. These are to be included with the Contractor's notification filed with the KDAQ. If not included in the bid documents, the Department will provide that information to the successful bidder for inclusion in the KDAQ notice as soon as possible. If there are no documents stating otherwise, the bidders should assume there are no asbestos containing materials that will in any way affect the work.



Asbestos Inspection Report

To: Tom Springer, QK4, Inc.

Date: January 31, 2019

Conducted By: Jason Boston, LFI, Inc.
Kentucky Accredited Asbestos Inspector #57253

Project and Structure Identification

Project: Christian County: Item No. 2-1089

Structure ID: #024B00112N

Structure Location: Walnut Street Over CSX Railroad, Christian County, Kentucky

Sample Description: Deck joint sealant and expansion joint board

Inspection Date: January 25, 2019

Results and Recommendations

The asbestos inspection was performed in accordance with current United States Environmental Protection Agency (US EPA) regulations, specifically 40 CFR Part 61, Asbestos National Emissions Standards for Hazardous Air Pollutants (NESHAP) revision, final rule effective November 20, 1990.

It is recommended that this report accompany the 10-Day Notice of Intent for Demolition ([DEP7036 Form](#)) which is to be submitted to the Kentucky Division of Air Quality prior to abatement, demolition, or renovation of any building or structure in the Commonwealth.

No suspect asbestos containing (ACM) were observed.

MRS, INC. *MRS, Inc. Analytical Laboratory Division*

332 West Broadway / Suite # 902
Louisville, Kentucky - 40202 - 2133

Phone # : (502) 495-1212
E-Mail Address: CEOMRSInc@AOL.Com

Client: LFI
Address: 114 Fairfax Avenue
Louisville, KY
40207
Attention : Russell Brooks

Project No: # 91293 C
Sample ID: # 1 A
Sampled: 25-Jan-19
Received: 28-Jan-19
Analyzed: 29-Jan-19 - Point Count -

Bulk Sample Analysis

Sampled By : Jason Boston
Facility/Location: Christian County - 2 - 1089
Field Description: Deck Joint - Tar

Laboratory Description:
Thick Black material

Asbestos Materials:
Chrysotile = 1/400 = 0.25 % (< 1 %) Sample Is Negative

Non-Asbestos Fibrous Materials :
Cellulose 0.25 %
Binders 99.50 %

Remarks: The sample was analyzed for asbestos content following the EPA Methodology (600/R-93/116). The test relates only to the items tested. This report does not represent endorsement by NVLAP or any agency of the U.S. Government.

Analyst: Winterford Mensah

Reviewed By: 
Signature

<u>MRS, INC.</u>	<i>MRS, Inc. Analytical Laboratory Division</i>
-------------------------	---

332 West Broadway / Suite # 902
Louisville, Kentucky - 40202 - 2133

Phone # : (502) 495-1212
E-Mail Address: CEOMRSInc@AOL.Com

Client: LFI

Address: 114 Fairfax Avenue
Louisville, KY
40207

Attention : Russell Brooks

Project No: # 91293 C

Sample ID: # 1 B

Sampled: 25-Jan-19

Received: 28-Jan-19

Analyzed: 29-Jan-19 - Point Count -

Bulk Sample Analysis

Sampled By : Jason Boston

Facility/Location: Christian County - 2 - 1089

Field Description: Deck Joint - Tar

Laboratory Description:
Thick Black material

Asbestos Materials:
Chrysotile = 1/400 = 0.25 % (< 1 %) Sample Is Negative

Non-Asbestos Fibrous Materials :

<u>Cellulose</u>	<u>0.25 %</u>
<u>Binders</u>	<u>99.50 %</u>

Remarks: The sample was analyzed for asbestos content following the EPA Methodology (600/R-93/116). The test relates only to the items tested. This report does not represent endorsement by NVLAP or any agency of the U.S. Government.

Analyst: Winterford Mensah

Reviewed By: 
Signature

MRS, Inc.
P.O. Box 19424
Louisville, Kentucky 40259-0424

Phon (502) 495 - 1212
Fax (502) 491 - 7111

Client : Linebach Funkhouser
Project : 168-18

CHAIN OF CUSTODY RECORD

PROJECT: Christian County
LOCATION: 2-1089
SAMPLED BY: Jason Burton
DATE: January 25, 2019

COMMENTS AND/OR INSTRUCTIONS:

Group Method

Stop First Positive

point count <4%

SAMPLE NUMBER	LOCATION	MATRIX	COLOR	SIZE	COMMENTS	T/L	W/C	PLM
1A/B	deck joint	tar	black					
2A/B	abutment	board	black					

Relinquished By: (Signature) <u>Jason P. Burton</u>	Date <u>1/28/19</u>	Time <u>1330</u>	Received By: (Signature) <u>Winters News</u>
Relinquished By: (Signature)	Date	Time	Received By: (Signature)

Commonwealth of Kentucky
Department for Environmental Protection
Division for Air Quality

Russell Henry Brooks

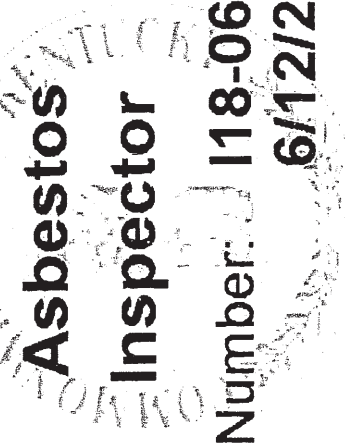
Has met the requirements of 401-KAR 58.005 and is accredited as an:

**Asbestos
Inspector**

Accreditation Number: 118-06-9270

Issue Date: 6/12/2018

Expiration Date: 6/5/2019



DEP 7038

**NOTIFICATION OF ASBESTOS
ABATEMENT/DEMOLITION/RENOVATION**
(Instructions for completing form on back)

PAGE 1 OF _____
INITIAL SUBMITTAL DATE _____
REVISION DATE _____
NOTIFICATION # _____

OFFICE USE ONLY
ID # _____
LOG # _____

*****File this form with Regional Office where project will be performed*****

Kentucky Division for Air Quality
300 Sower Boulevard, 2nd Floor
Frankfort, KY 40601

Contractor _____
Address _____
City _____ State _____ Zip _____
Phone _____ Contact Person _____
Owner _____
Address _____
City _____ State _____ Zip _____
Phone _____ Contact Person _____

Description of planned renovation/demolition, including abatement methods & demo/reno methods. _____

Description of affected facility components _____

Project Location _____
Address _____
City _____ State _____ Zip _____
Phone _____ Contact Person _____

Asbestos detection technique _____
Amount of Cat. I & II nonfriable ACM involved but will not be removed: _____

Facility Age (yrs.) _____ Size of Facility or Affected Part (sq.ft.) _____
#Floors Affected _____ Present and Prior Use of Facility _____
TYPE OF PROJECT (CHECK ONLY ONE):
Renovation Demolition Ordered Demolition Emergency Long-term

Describe **physical characteristics** that make it nonfriable and **methods** to keep it nonfriable (optional): _____

Describe **contingency plan** should nonfriable ACM become friable or additional ACM be uncovered during renovation/ demolition: _____

PROJECT DATES:
Start Removal _____ End Removal _____
Start Renovation/Demolition _____ End Renovation/Demolition _____

Transporter _____
Address _____
City _____ State _____ Zip _____
Phone _____

Amount of ACM to be Removed:

Disposal Site _____
Address _____
City _____ State _____ Zip _____
Phone _____

	Regulated ACM (FACM)	Category II nonfriable ACM (optional)	Category I nonfriable ACM (optional)
Linear Feet			
Square Feet			
Cubic Feet			

I hereby certify that at least one person trained as required by 40 CFR 61.145(c)(8) will supervise the abatement work described herein. (optional for strictly non-friable work)

Submitted by: _____
Company Name: _____

INSTRUCTIONS FOR COMPLETING FORM DEP7036: NOTIFICATION OF ASBESTOS ABATEMENT/DEMOLITION/RENOVATION

Filing Deadline: This form must be completed and filed with the Kentucky Division for Air Quality at least ten (10) working days before starting any asbestos removal, demolition, or other work which will disturb asbestos-containing material (ACM) in Kentucky facilities outside Jefferson County and in schools statewide, including Jefferson County. File with appropriate Regional Office.

Renotification: If developments occur that invalidate information on a notification (e.g., changes in dates, amounts, locations), file a revised form within the time frames specified in 401 KAR 58:025. Notifications may be numbered in the top-left corner (optional). First two digits are project year; remaining digits are project number (e.g., the first project in 1999 is 99-1).

Attachments: Attachments may be included to provide additional information, propose alternative procedures, declare nonfriable removal, identify secondary transporters, etc.

Line-by-Line Instructions:

Contractor/Owner: the contractor is the asbestos remover (or, for zero-asbestos demolitions, the demolition contractor). The owner is the entity having the work done.

Project Location: The location at the address given where the work is taking place (e.g., which building/floor/room?).

Present/Prior Use: Enter the present and prior use(s) of the facility.

Type of Project: Each choice shown in this category has a specific description under 401 KAR 58:025:

Emergency renovations result from a sudden, unexpected event. If the project is an emergency renovation, attach a detailed description of the sudden, unexpected event that necessitated removal. Include the exact date and hour the event occurred and explain how the event caused an unsafe condition, or would cause equipment damage or unreasonable financial burden.

Planned renovations are renovations that do not qualify as emergency renovations.

A long-term notification is a type of planned renovation which involves a number of nonscheduled small-scale removals whose annual total exceeds the NESHAP threshold amounts and can be estimated based on past years' experience. File yearly estimate at least 10 working days before the beginning of the calendar year for which a long-term notification is being given.

Demolitions involve the wrecking or taking out of a load-supporting structural member, such as a load-bearing beam or wall. Tearing down a structure, dismantling it piecemeal, and moving it from one place to another are all considered demolitions.

Ordered demolitions must result from a demolition order issued by a government agency because the building is structurally unsound and in danger of imminent collapse. For ordered demolitions, attach to the notification a signed, dated copy of order that includes demolition deadlines and name/title/authority of the government representative issuing the order.

Project Dates: Schedules must be precise and accurate. The "start removal" date is the date the removers arrive on-site and begin physically preparing the work area for removal. "End removal" is the date the removers dismantle the work area after cleaning and clearing it. If circumstances arise that invalidate previously submitted start dates, a revised notification must be submitted showing the updated, correct start date. If the start date has been moved up, submit written renotification at least ten working days before the new start date. If the start date has been moved back, telephone the Division as soon as possible before the original date and submit written renotification no later than the original start date.

Schedules for renovation and demolition (next line after removal schedule) are handled similarly, except that renotification is required only for schedule changes involving demolitions, not renovations.

Amount of ACM: In this table, enter the amount and type (FACM, Category I, and/or Category II) of asbestos that will be removed. Although the regulation does not require you to identify the amount of nonfriable ACM that will be removed, the table provides space for nonfriable ACM to accommodate those notifiers who choose to document these removals.

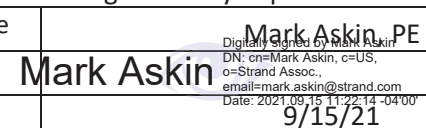
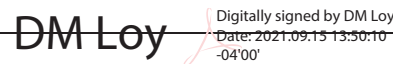
Description of project: Describe the demolition or renovation work to be performed and method(s) to be used, including work practices and engineering controls to be used.

Asbestos Detection Technique: Give a general description of the asbestos survey, for example, "AHERA-style survey by accredited inspector; samples analyzed by PLM."

Amount of nonfriable ...: If all nonfriable ACM will be properly removed, enter "NA."

Contingency Plans: If Category II nonfriable ACM becomes crumbled, pulverized, or reduced to powder, or if additional RACM is discovered, describe procedures to be followed. For example, "Move demolition activity away from ACM immediately; remove the ACM using regulation-required procedures." Even "Stop work, call Division for Air Quality" is OK.

	KENTUCKY TRANSPORTATION CABINET Department of Highways DIVISION OF RIGHT OF WAY & UTILITIES	TC 62-226 Rev. 01/2016 Page 1 of 1
RIGHT OF WAY CERTIFICATION		

<input checked="" type="checkbox"/>	Original	<input type="checkbox"/>	Re-Certification	RIGHT OF WAY CERTIFICATION			
ITEM #		COUNTY		PROJECT # (STATE)		PROJECT # (FEDERAL)	
02-1089.00		Christian		1100 FD04 121 9414001R			
PROJECT DESCRIPTION							
Bridging Kentucky - 024B00112N - Walnut Street over CSX Railroad (replacement)							
<input checked="" type="checkbox"/>	No Additional Right of Way Required						
Construction will be within the limits of the existing right of way. The right of way was acquired in accordance to FHWA regulations under the Uniform Relocation Assistance and Real Property Acquisitions Policy Act of 1970, as amended. No additional right of way or relocation assistance were required for this project.							
<input type="checkbox"/>	Condition # 1 (Additional Right of Way Required and Cleared)						
All necessary right of way, including control of access rights when applicable, have been acquired including legal and physical possession. Trial or appeal of cases may be pending in court but legal possession has been obtained. There may be some improvements remaining on the right-of-way, but all occupants have vacated the lands and improvements, and KYTC has physical possession and the rights to remove, salvage, or demolish all improvements and enter on all land. Just Compensation has been paid or deposited with the court. All relocations have been relocated to decent, safe, and sanitary housing or that KYTC has made available to displaced persons adequate replacement housing in accordance with the provisions of the current FHWA directive.							
<input type="checkbox"/>	Condition # 2 (Additional Right of Way Required with Exception)						
The right of way has not been fully acquired, the right to occupy and to use all rights-of-way required for the proper execution of the project has been acquired. Some parcels may be pending in court and on other parcels full legal possession has not been obtained, but right of entry has been obtained, the occupants of all lands and improvements have vacated, and KYTC has physical possession and right to remove, salvage, or demolish all improvements. Just Compensation has been paid or deposited with the court for most parcels. Just Compensation for all pending parcels will be paid or deposited with the court prior to AWARD of construction contract							
<input type="checkbox"/>	Condition # 3 (Additional Right of Way Required with Exception)						
The acquisition or right of occupancy and use of a few remaining parcels are not complete and/or some parcels still have occupants. All remaining occupants have had replacement housing made available to them in accordance with 49 CFR 24.204. KYTC is hereby requesting authorization to advertise this project for bids and to proceed with bid letting even though the necessary right of way will not be fully acquired, and/or some occupants will not be relocated, and/or the just compensation will not be paid or deposited with the court for some parcels until after bid letting. KYTC will fully meet all the requirements outlined in 23 CFR 635.309(c)(3) and 49 CFR 24.102(j) and will expedite completion of all acquisitions, relocations, and full payments after bid letting and prior to AWARD of the construction contract or force account construction.							
Total Number of Parcels on Project		7	EXCEPTION (S) Parcel #		ANTICIPATED DATE OF POSSESSION WITH EXPLANATION		
Number of Parcels That Have Been Acquired							
Signed Deed		7					
Condemnation		0					
Signed ROE		0					
Notes/ Comments (Use Additional Sheet if necessary)							
LPA RW Project Manager				Right of Way Supervisor			
Printed Name				Printed Name		Mark Askin PE	
Signature				Signature		 Digitally signed by Mark Askin DN: cn=Mark Askin, c=US, o=Strand Assoc., email=mark.askin@strand.com Date: 2021.09.15 11:22:14 -04'00'	
Date				Date		9/15/21	
Right of Way Director				FHWA			
Printed Name		Dean M. Loy		Printed Name			
Signature		 Digitally signed by DM Loy Date: 2021.09.15 13:50:10 -04'00'		Signature			
Date				Date			

UTILITIES AND RAIL CERTIFICATION NOTE

Christian County

Mile point: 15.386 TO 15.418

**BRIDGE OVER CSX RR ON WALNUT STREET (US 41A) IN HOPKINSVILLE 475 FT NE OF EAST 21ST STREET
(CS 1016) (024B00112N)**

ITEM NUMBER: 02-1089.00

PROJECT NOTES ON UTILITIES

For all projects under 2000 Linear feet which require a normal excavation locate request pursuant to KRS 367.4901-4917, the awarded contractor shall field mark the proposed excavation or construction boundaries of the project (also called white lining) using the procedure set forth in KRS 367.4909(9)(k). For all projects over 2000 linear feet, which are defined as a "Large Project" in KRS 367.4903(18), the awarded contractor shall initially mark the first 2000 linear feet minimally of proposed excavation or construction boundaries of the project to be worked using the procedure set forth in KRS 367.4909(9)(k). This temporary field locating of the project excavation boundary shall take place prior to submitting an excavation location request to the underground utility protection Kentucky Contact Center. For large projects, the awarded contractor shall work with the impacted utilities to determine when additional white lining of the remainder of the project site will take place. This provision shall not alter or relieve the awarded contractor from complying with requirements of KRS 367.4905 to 367.4917 in their entirety.

Please Note: The information presented in this Utility Note is informational in nature and the information contained herein is not guaranteed.

The contractor will be responsible for contacting all utility facility owners on the subject project to coordinate his activities. The contractor will coordinate his activities to minimize and, where possible, avoid conflicts with utility facilities. Due to the nature of the work proposed, it is unlikely to conflict with the existing utilities beyond minor facility adjustments. Where conflicts with utility facilities are unavoidable, the contractor will coordinate any necessary relocation work with the facility owner and Resident Engineer. The Kentucky Transportation Cabinet maintains the right to remove or alter portions of this contract if a utility conflict occurs. The utility facilities as noted in the previous section(s) have been determined using data garnered by varied means and with varying degrees of accuracy: from the facility owners, a result of S.U.E., field inspections, and/or reviews of record drawings. The facilities defined may not be inclusive of all utilities in the project scope and are not Level A quality, unless specified as such. It is the contractor's responsibility to verify all utilities and their respective locations before excavating.

The contractor shall make every effort to protect underground facilities from damage as prescribed in the Underground Facility Damage Protection Act of 1994, Kentucky Revised Statute KRS 367.4901 to 367.4917. It is the contractor's responsibility to determine and take steps necessary to be in compliance with federal and state damage prevention directives. The contractor is instructed to contact KY 811 for the location of existing underground utilities. Contact shall be made a minimum of two (2) and no more

UTILITIES AND RAIL CERTIFICATION NOTE

Christian County

Mile point: 15.386 TO 15.418

**BRIDGE OVER CSX RR ON WALNUT STREET (US 41A) IN HOPKINSVILLE 475 FT NE OF EAST 21ST STREET
(CS 1016) (024B00112N)**

ITEM NUMBER: 02-1089.00

than ten (10) business days prior to excavation. The contractor shall submit Excavation Locate Requests to the Kentucky Contact Center (KY 811) via web ticket entry. The submission of this request does not relieve the contractor from the responsibility of contacting non-member facility owners, whom are to be contacted through their individual Protection Notification Center. It may be necessary for the contractor to contact the County Court Clerk to determine what utility companies have facilities in the area. Non-compliance with these directives can result in the enforcement of penalties.

NOTE: DO NOT DISTURB THE FOLLOWING FACILITIES LOCATED WITHIN THE PROJECT DISTURB LIMITS

Hopkinsville Water Environment Authority - Sewer

Atmos Energy - Natural Gas

The Contractor is fully responsible for protection of all utilities listed above and below as well.

THE FOLLOWING FACILITY OWNERS ARE RELOCATING/ADJUSTING THEIR FACILITIES WITHIN THE PROJECT LIMITS AND WILL BE COMPLETE PRIOR TO CONSTRUCTION

AT&T - Telephone

Hopkinsville Electric System - Electric

Spectrum - Will be relocating their overhead line and poles to the south east of the bridge by April 22, 2022. C/O Cory

Hendrick (Construction Coordinator) 270-392-0605.

cory.hendrick@charter.com

UTILITIES AND RAIL CERTIFICATION NOTE

**Christian County FDO4 024 94140 01U Mile point: 15.386 TO 15.418
BRIDGE OVER CSX RR ON WALNUT STREET (US 41 ALT) IN HOPKINSVILLE 475 FT NE OF EAST 21ST
STREET (CS 1016) (024B00112N)
ITEM NUMBER: 02-1089.00**

**THE FOLLOWING FACILITY OWNERS HAVE FACILITIES TO BE RELOCATED/ADJUSTED BY THE OWNER OR
THEIR SUBCONTRACTOR AND IS TO BE COORDINATED WITH THE ROAD CONTRACT**

**THE FOLLOWING FACILITY OWNERS HAVE FACILITIES TO BE RELOCATED/ADJUSTED BY THE ROAD
CONTRACTOR AS INCLUDED IN THIS CONTRACT**

Not Applicable

RAIL COMPANIES HAVE FACILITIES IN CONJUNCTION WITH THIS PROJECT AS NOTED

No Rail Involvement Rail Involved Rail Adjacent

UTILITIES AND RAIL CERTIFICATION NOTE

Christian County

Mile point: 15.386 TO 15.418

BRIDGE OVER CSX RR ON WALNUT STREET (US 41A) IN HOPKINSVILLE 475 FT NE OF EAST 21ST STREET

(CS 1016) (024B00112N)

ITEM NUMBER: 02-1089.00

AREA FACILITY OWNER CONTACT LIST

Facility Owner	Address	Contact Name	Phone	Email
AT&T - Telephone	350 E 5th Street Russelville, KY 42276	Michael D. Forrest	2708899782	mf6322@att.com
Atmos Energy - Natural Gas	3510 Coleman Road Paducah KY 42001	Eddy Tucker	2705562290	ed.tucker@atmosenergy.com
CSX Transportation, Inc. - Railroad	4900 Old Osborne Tnpke Richmond VA 23231	Troy Creasy	8042267718	Troy_Creasy@CSX.com
Hopkinsville Electric System - Electric	1820 E 9th Street Hopkinsville KY 42241	Dustin Love	2708870775	dlove@hop-electric.com
Hopkinsville Water Environment Authority - Sewer	401 East Ninth Street Hopkinsville KY 42241	Trey Pollock	2708874132	tPollock@hwea-ky.com



SPECIAL NOTES FOR PROTECTION OF RAILROAD INTEREST

CSX TRANSPORTATION, INC.

I. AUTHORITY OF RAILROAD ENGINEER AND STATE ENGINEER:

- A. *The authorized representative of the Railroad Company, hereinafter referred to as Railroad Engineer, shall have final authority in all matters affecting the safe maintenance of Railroad operations and property.*
- B. *The authorized representative of the State, hereinafter referred to as the Engineer, shall have authority over all other matters as prescribed herein and in the Project Specifications.*

II. NOTICE OF STARTING WORK:

- A. *The Contractor shall not commence any work on Railroad rights of way until he has complied with the following conditions:*
 - 1. Given the Railroad written notice, with copy to the Engineer who has been designated to be in charge of the work, **at least ten (10) days in advance** of the date he proposes to begin work on Railroad rights of way. The notice must refer to Railroad Agreement with the State by the date of the Agreement. **If flagging service is required, such notice shall be submitted at least thirty (30) days in advance** of the date scheduled to commence work. The Railroad's Contact information is on the Summary Sheet.
 - 2. Obtain written authorization from the Railroad to begin work on Railroad rights of way, such authorization to include an outline of specific conditions with which he must comply.
 - 3. Obtain written approval from the Railroad of Railroad Protective Insurance Liability coverage as required by paragraph 14 herein.
 - 4. Furnish a schedule for all work within the Railroad rights of way as required by paragraph 7, B, 1.
- B. *The Railroad's written authorization to proceed with the work shall include the names, addresses, and telephone numbers of the Railroad's representatives who are to be notified as hereinafter required. Where more than one representative is designated, the area of responsibility of each representative shall be specified.*

III. INTERFERENCE WITH RAILROAD OPERATIONS:

- A. *The Contractor shall so arrange and conduct his work that there will be no interference with Railroad operations, including train, signal, telephone and telegraphic services, or damage to the property of the Railroad Company or to poles, wires, and other facilities of tenants on the rights of way of the Railroad Company. The Contractor shall store materials so as to prevent trespassers from causing damage to trains or Railroad property and shall not use Railroad property without written permission from the Railroad. Whenever work is to affect the operations or safety of trains, the method of doing such work shall first be submitted to the Railroad Engineer for approval, but such approval shall not relieve the Contractor from liability. Any work to be performed by the Contractor which requires flagging service or inspection service (watchman) shall be deferred by the Contractor until the flagging protection required by the Railroad is available at the job site.*
- B. *Should conditions arising from, or in connection with the work, require that immediate and unusual provisions be made to protect train operations and property of the Railroad, the Contractor shall make such provisions. If in the judgment of the Railroad Engineer, or his representative, such provisions are insufficient, the Railroad Engineer may require or provide such provisions, as he deems necessary at Contractor's cost and expense. In any event, such unusual provisions shall be at the Contractor's expense and without cost and/or time to the Railroad or the State.*

IV. TRACK CLEARANCES

- A. *The minimum track clearances to be maintained by the Contractor during construction are shown on the Project Plans. However, before undertaking any work within Railroad rights of way, or before placing any obstruction over any track, the Contractor shall:*
1. Notify the Railroad's representative **at least 72 hours in advance** of the work.
 2. Receive assurance from the Railroad's representative that arrangements have been made for flagging service as necessary.
 3. Receive permission from the Railroad's representative to proceed with the work.
 4. Ascertain that the State Engineer has received copies of notice to the Railroad and of the Railroad's response thereto, and has approved the contractor's methods.

V. CONSTRUCTION PROCEDURES

A. General:

1. Construction work on Railroad property shall be:
 - a) Subject to the inspection and approval of the Railroad.
 - b) In accord with the Railroad's written outline of specific conditions.
 - c) In accord with the Railroad's general rules, regulations and requirements including those relating to safety, fall protection and personal protective equipment, which the Contractor shall obtain from the Railroad.
 - d) In accord with all Special Notes, Summaries, and Addendums.
2. The Railroad requires a submission of construction procedure that meets the requirements of these Special Notes and attachments. The Railroad's **submittal review period is thirty (30) days. Resubmissions will be reviewed within (30) days.**
3. All requirements of the *Construction Submission Criteria* shall be met. Requirements in addition to those in the *Construction Submission Criteria* are listed below in this document:

B. Excavation:

1. The sub grade of an operated track shall be **maintained with edge of berm at least 15'0" from centerline of track and not more than 24 inches below top of rail.** Contractor will not be required to make existing section meet this specification if substandard, in which case the existing section will be maintained.
2. Additionally, the Railroad Engineer may require installation of orange construction fencing for protection of the work area located on Railroad right of way.

C. Excavation of Structures:

1. The Contractor will be required to take special precaution and care in connection with excavating and shoring pits, and in driving piles, or sheeting for footings adjacent to tracks to provide adequate lateral support for the tracks and the loads which they carry, without disturbance of track alignment and surface, and to avoid obstructing track clearances with working equipment, tools or other material. The procedure for doing such work, including need of and plans for shoring, shall first be submitted, with the stamp of an Engineer in the State of Kentucky, and approved by

the Engineer and the Railroad Engineer, but such approval shall not relieve the Contractor from liability.

2. Additionally, a walkway with handrail protection may be required as noted in Section XI herein.

D. Demolition, Erection, Hoisting

1. Railroad tracks and other railroad property must be protected from damage during the procedure. No crane or equipment may be set on the rails or track structure and no material may be dropped on Railroad property.
2. Loads shall not be supported while any trains are passing if that piece of equipment has the capacity to **foul a 50' envelope**.
3. The Railroad may require the Contractor to install filter fabric over the track and ballast to prevent any concrete dust or other construction debris from fouling the ballast. This will be determined during actual construction activities by the Railroad or its representatives. Fabric should extend at least 25 feet beyond the outside edges of the bridge. Fabric will remain in place until all construction activities are complete.
4. Temporary construction clearance: Ensure all falsework, bracing, or forms have a minimum vertical clearance of 23 feet above the top of the highest rail and a minimum horizontal clearance of 12 feet measured perpendicular to the centerline of the nearest track.

E. Blasting:

1. The Contractor shall obtain advance written approval of the Railroad Engineer and the Engineer for use of explosive on or adjacent to Railroad property. The request for permission to use explosives shall include a detailed blasting plan. If permission for use of explosives is granted, the Contractor will be required to comply with the following:
 - a) No blasting shall be done without the presence of an authorized representative of the Railroad. **At least 10 days advance notice** to the person designated in the Railroad's notice of authorization to proceed (see Section II.B above) will be required to arrange for the presence of an authorized Railroad representative and such flagging as the Railroad may require.

2. The Railroad representative will:
 - a) Determine the approximate location of trains and advise the Contractor the approximate amount of time available for the blasting operation and clean-up.
 - b) Have the authority to order discontinuance of blasting if, in his opinion, blasting is too hazardous or is not in accord with these Special Notes.

F. Maintenance of Railroad Facilities:

1. The Contractor will be required to maintain all ditches and drainage structures free of silt or other obstructions which may result from his operations and provide and maintain any erosion control measures as required. The Contractor shall provide erosion control measures during construction and use methods that accord with applicable state standard specifications for road and bridge construction, including either (1) silt fence; (2) berm or temporary ditches; (3) sediment basin; (4) aggregate checks; and (5) channel lining. The Contractor will promptly repair eroded areas with Railroad rights of way and to repair any other damage to the property of the Railroad or its tenants at the Contractor's expense.
2. All maintenance and repair of damages due to the Contractor's operations shall be done at the Contractor's expense.

G. Storage of Materials and Equipment:

1. Materials and equipment shall not be stored where they will interfere with Railroad operations, nor on the rights of way of the Railroad Company without first having obtained permission from the Railroad Engineer, and such permission will be with the understanding that the Railroad Company will not be liable for damage to such material and equipment from any cause and that the Railroad Engineer may move or require the Contractor to move, at the Contractor's expense, such material and equipment.
2. All grading or construction machinery that is left parked near the track unattended by a watchman shall be effectively immobilized so that it cannot be moved by unauthorized persons. The Contractor shall protect, defend, indemnify and save Railroad, and any associated, controlled or affiliated corporation, harmless from and against all losses, costs, expenses, claim or liability for loss or damage to property or the loss of life or personal injury, arising out of or incident to the Contractor's failure to immobilize grading or construction machinery.

H. Cleanup:

1. Upon completion of the work, the Contractor shall remove from within the limits of the Railroad rights of way, all machinery, equipment, surplus materials, falsework, rubbish or temporary buildings of the Contractor, and leave said rights of way in a neat condition satisfactory to the Railroad Engineer or his authorized representative.

VI. DAMAGES:

- A. The Contractor shall assume all liability for any and all damages to his/her work, employees, equipment and materials caused by Railroad traffic.*
- B. Any cost incurred by the Railroad for repairing damages to its property or to property of its tenants, caused by or resulting from the operations of the Contractor, shall be paid directly to the Railroad by the Contractor.*

VII. FLAGGING SERVICES:

A. When Required:

1. Flagging services will not be provided until the contractor's insurance has been reviewed & approved by the Railroad.
2. Under the terms of the agreement between the Department and the Railroad, the **Railroad has sole authority to determine the need for flagging** required to protect its operations. In general, the requirements of such services will be whenever the Contractor's personnel or equipment are likely to be, working on the Railroad's rights of way, or across, over, adjacent to, or under a track, or when such work has disturbed or is likely to disturb a railroad structure or the railroad roadbed or surface and alignment of any track to such extent that the movement of trains must be controlled by flagging. If any element (workers, equipment, tools, scaffolding, etc.) may exist or fall within 50 -feet of the edge of track, a flagman is necessary.
3. Normally, the Railroad will assign one flagman to a project; but in some cases, more than one may be necessary, such as yard limits where three-(3) flagmen may be required. However, if the Contractor works within distances that violate instructions given by the Railroad's authorized representative or performs work that has not been scheduled with the Railroad's authorized representative, a flagman or flagmen may be required until the project has been completed.

B. Scheduling and Notification:

1. Not later than the time that approval is initially requested to begin work on Railroad rights of way, Contractor shall furnish to the Railroad and the Department a schedule for all work required to complete the portion of the project within Railroad rights of way and arrange for a job site meeting between the Contractor, the Department, and the Railroad's authorized representative. Flagman or Flagmen may not be provided until the job site meeting has been conducted and the Contractor's work scheduled.
2. The Contractor will be required to give the Railroad representative **at least 10 working days of advance written notice** of intent to begin work within Railroad rights of way. If it is necessary for the Railroad to advertise a flagging job for bid, it **may take up to 30-days to obtain service**. Once begun, when work is suspended at any time for any reason, the Contractor will be required to give the Railroad representative **at least 72 hours in advance** before resuming work on Railroad rights of way. Such notice shall include sufficient details of the proposed work to enable the Railroad representative to determine if flagging will be required. If such notice is in writing, the Contractor shall furnish the Engineer a copy; if notice is given verbally it shall be confirmed in writing with copy to the Engineer. If flagging is required, no work shall be undertaken until the flagman, or flagmen is present at the job site. It **may take up to 30 days to obtain flagging initially** from the Railroad. When flagging begins the flagman is usually assigned by the Railroad to work at the project site on a continual basis until no longer needed and may be unable to be called for on a spot basis. If flagging becomes unnecessary and is suspended, it **may take up to 30 days to again obtain flagging services** from the Railroad. Due to labor agreements, it is necessary to give **5 working days notice before flagging service may be discontinued** and responsibility for payment stopped.
3. If, after the flagman is assigned to the project site, emergencies arise which require the flagman's presence elsewhere, and then the Contractor shall delay work on Railroad rights of way until such time as the flagman is again available. Any additional costs resulting from such delay shall be borne by the Contractor and not the Department or Railroad.
4. When demobilizing, the Contractor shall contact the flagman to avoid unnecessary flagging charges. This communication shall be documented.

C. *Payment:*

1. **The Cabinet will be responsible for paying the Railroad directly for any and all costs of flagging,** which may be required to accomplish the construction. **The Contractor shall adhere to the Special Note for Railroad Flagging, if applicable, and may be charged for flagging in excess of the allowable days, per said Special Note.**

2. The estimated cost of flagging is listed on the Summary Sheet. The charge to the Cabinet by the Railroad will be the actual cost based on the rate of pay for the Railroad's employees who are available for flagging service at the time the service is required.

3. Work by a flagman (M/W) in excess of 8 hours per day or 40 hours per week or on rest days, but not more than 16 hours a day will result in overtime pay at 1 ½ times the appropriate rate. Work by a flagman (M/W) in excess of 16 hours per day will result in overtime pay at 2 times the appropriate rate. Flagman (M/W) working in excess of 16 hours must receive a minimum of 5 hours of rest between shifts or their next shift of work is paid at the overtime rate of 2 times the appropriate rate. If work is performed on a holiday, the flagging rate is 2 ½ times the normal rate.

Work by a flagman (T&E) in excess of 8 hours per day or 40 hours per week, but not more than 12 hours a day will result in overtime pay at 1 ½ times the appropriate rate. After a 12 hour work day the flagman (T&E) must be provided with 12 hours of rest. Flagman (T&E) who work six days consecutive days must receive two days off.

Flagman's work day begins and ends at his reporting location.

4. Railroad work involved in preparing and handling bills will also be charged to the Contractor. Charges to the Department by the Railroad shall be in accordance with applicable provisions of Subchapter B, Part 140, Subpart I and Subchapter G, Part 646, Subpart B of the Federal-Aid Policy Guide issued by the Federal Highway Administration on December 9, 1991, including all current amendments. Flagging costs are subject to change. The above estimates of flagging cost are provided for information only and are not binding in any way.

D. Verification:

1. The Contractor and Project Engineer will review and sign the Railroad flagman's time sheet, attesting that the flagman was present during the time recorded. Flagman may be removed by Railroad if form is not signed. If flagman is removed, the Contractor will not be allowed to re-enter the Railroad rights of way until the issue is resolved. Any complaints concerning flagman or flagmen must be resolved in a timely manner. If need for flagman or flagmen is questioned, please contact the Railroad's Representative listed on the Project Summary Sheet. All verbal complaints must be confirmed in writing by the Contractor within 5 working days with copy to the Highway Engineer. All written correspondence should be addressed to the Railroad's Representative listed on the Project Summary Sheet.
2. The Railroad flagman assigned to the project will be responsible for notifying the Project Engineer upon arrival at the job site on the first day (or as soon thereafter as possible) that flagging services begin and on the last day that he performs such services for each separate period that services are provided. The Project Engineer will document such notification in the project records. When requested, the Project Engineer will also sign the flagman's diary showing daily time spent and activity at the project site.

VIII. HAUL ACROSS RAILROAD:

- A. Where the plans show or imply that materials of any nature must be hauled across a Railroad, unless the plans clearly show that the State has included arrangements for such haul in its agreement with the Railroad, the Contractor will be required to make all necessary arrangements with the Railroad regarding means of transporting such materials across the Railroad. The Contractor will be required to bear all costs incidental, including flagging, to such crossings whether services are performed by his own forces or by Railroad personnel.*
- B. No crossing may be established for use of the Contractor for transporting materials or equipment across the tracks of the Railroad Company unless a license agreement or right of entry is granted and executed for its installation, maintenance, necessary watching and flagging thereof and removal, all at the expense of the Contractor. **The approval process for an agreement normally takes 90-days.***

IX. WORK FOR THE BENEFIT OF THE CONTRACTOR:

- A. *All temporary or permanent changes in wire lines on the Railroad or other facilities which are considered necessary to the project are shown on the plans; included in the force account agreement between the State and the Railroad or will be covered by appropriate revisions to same which will be initiated and approved by the State and/or the Railroad.*
- B. *Should the Contractor desire any changes in addition to the above, then he shall make separate arrangements with the Railroad for same to be accomplished at the Contractor's expense.*

X. COOPERATION AND DELAYS:

- A. *It shall be the Contractor's responsibility to arrange a schedule with the Railroad for accomplishing stage construction involving work by the Railroad or tenants of the Railroad. In arranging his schedule he shall ascertain, from the Railroad, the lead time required for assembling crews and materials and shall make due allowance therefore.*
- B. *Train schedules cannot be provided to the Contractor. It is the Contractor's responsibility to contact the Railroad in order to arrange "Track Time." This "Track Time" will be an agreed upon prearranged time period (duration) that the Railroad will, without undue burden, schedule no train traffic to facilitate the Contractor's work on or near Railroad right-of-way. This track time must be arranged during the submission review process.*
- C. *No charge or claims of the Contractor against either the Department or the Railroad will be allowed for hindrance or delay on account of railroad traffic; any work done by the Railroad or other delay incident to or necessary for safe maintenance of Railroad traffic or for any delays due to compliance with these Special Notes.*
- D. *The Contractor shall cooperate with others participating in the construction of the Project to the end that all work may be carried on to the best advantage.*
- E. *The Railroad does not assume any responsibility for work performed by others in connection with the Project. No claims of the Contractor against the Railroad for any inconvenience, delay, or additional cost incurred by the Contractor on account of operations by others shall be filed.*

XI. TRAINMAN'S WALKWAYS:

- A. *Along the outer side of each exterior track of multiple operated track, and on each side of single operated track, an unobstructed continuous space suitable for trainman's use in walking along trains, extending to a line not less than ~~12~~10 feet from centerline of track, shall be maintained. Any temporary impediments to walkways and track drainage encroachments or obstructions allowed during work hours while Railroad's protective service is provided shall be removed before the close of each day. If there is any excavation near the walkway, a handrail, with 12'-0" **minimum clearance from centerline of track**, shall be placed.*

XII. GUIDELINES FOR PERSONNEL ON RAILROAD RIGHTS OF WAY:

- A. *All persons shall wear hard hats and reflective vest. Appropriate eye and hearing protection must be used. Working in shorts is prohibited. Shirts must cover shoulders, back and abdomen. Working in tennis or jogging shoes, sandals, boots with high heels, cowboy and other slip on type boots is prohibited. High top (6-inch or more) safety-toe shoes with laces, oil-resistant soles, and a distinct separation between heel and sole are required.*
- B. *No one is allowed within 25' of the centerline of the track without specific authorization from the flagman.*
- C. *All persons working near track when train is passing are to look out for dragging bands, chains and protruding or shifting cargo.*
- D. *No one is allowed to cross tracks without specific authorization from the flagman.*
- E. *All work within 25' of track must stop when train is passing.*
- F. *No steel tape or chain will be allowed to cross or touch rails without permission.*

XIII. GUIDELINES FOR EQUIPMENT ON RAILROAD RIGHTS OF WAY:

- A. *No crane or boom equipment will be allowed to set up to work or park within boom distance plus 15' of centerline of track without specific permission from Railroad Engineer.*
- B. *No crane or boom equipment will be allowed to foul track or lift a load over the track without flag protection and track time.*
- C. *All employees will stay with their machines when crane or boom equipment is pointed toward track.*
- D. *All cranes and boom equipment under load will stop work while a train is passing (including pile driving).*

- E. *Swinging loads must be secured to prevent movement while train is passing.*
- F. *No loads will be suspended above a moving train.*
- G. *No equipment will be allowed within **50' of centerline of track** without specific authorization of the flagman.*
- H. *Trucks, tractors or any equipment will not touch ballast line without specific permission from railroad official and flagman.*
- I. *No equipment or load movement **within 50' or above a standing train or other equipment** without specific authorization of the flagman.*
- J. *All operating equipment within **50' of track must halt operations when a train is passing**. All other operating equipment may be halted by the flagman if the flagman views the operation to be dangerous to the passing train.*
- K. *All equipment, loads and cables are prohibited from touching rails.*
- L. *While clearing and grubbing, no vegetation will be removed from railroad embankment with heavy equipment without specific permission from the Railroad Engineer and flagman.*
- M. *No equipment or materials will be parked or stored on Railroad's property unless specific permission is granted from the Railroad Engineer.*
- N. *All unattended equipment that is left parked on Railroad property shall be effectively immobilized so that it cannot be moved by unauthorized persons.*
- O. *All cranes and boom equipment will be turned away from track after each work day or whenever unattended by an operator.*

XIV. INSURANCE:

- A. *In addition to any other forms of insurance or bonds required under the terms of the contract and specifications, the Contractor will be required to carry insurance of the following kinds:*
 - 1. *Commercial General Liability coverage at their sole cost and expense with limits of not less than **\$5,000,000** in combined single limits for bodily injury and/or property damage per occurrence, and such policies shall name the Railroad as an additional insured.*
 - 2. *Statutory Worker's Compensation and Employers Liability Insurance with limits of not less than **\$1,000,000**, which insurance must contain a waiver of subrogation against the Railroad and its affiliates.*

3. Commercial automobile liability insurance with limits of not less than **\$1,000,000** combined single limit for bodily injury and/or property damage per occurrence, and such policies shall name the Railroad as an additional insured.
4. Railroad Protective Liability (RPL) insurance with limits of not less than **\$5,000,000** combined single limit for bodily injury and/or property damage per occurrence and an aggregate annual limit of **\$10,000,000**, which insurance shall satisfy the following additional requirements:
 - a. The Railroad Protective Insurance Policy must be on the ISO/RIMA Form of Railroad Protective Insurance – Insurance Services Office (ISO) Form CG 00 35.
 - b. The Railroad must be the named insured on the Railroad Protective Insurance Policy
 - c. Name and Address of the Contractor must be shown on the Declarations page.
 - d. Description of operations must appear on the Declarations page and must match the Project description, including project or contract identification numbers.
 - e. Terrorism Risk Insurance Act (TRIA) coverage must be included.
 - f. Authorized endorsements must include:
 - (i). Pollution Exclusion Amendment – CG 28 31, unless using form CG 00 35 version 96 and later.
 - g. Authorized endorsements may include:
 - (i). Broad form Nuclear Exclusion – IL 00 21
 - (ii). 30-day Advance Notices of Non-renewal or cancellation
 - (iii). Required State Cancellation Endorsement
 - (iv). Quick Reference or Index – CL/IL 240
 - h. Authorized endorsements may not include:
 - (i). A Pollution Exclusion Endorsement except CG 28 31
 - (ii). An Endorsement that excludes TRIA coverage
 - (iii). An Endorsement that limits or excludes Professional Liability coverage
 - (iv). A Non-Cumulation of Liability or Pyramiding of Limits Endorsement

- (v). A Known Injury Endorsement
- (vi). A Sole Agent Endorsement
- (vii). A Punitive or Exemplary Damages Exclusion
- (viii). A 'Common Policy Conditions' Endorsement
- (ix). Policies that contain any type of deductible
- (x). Any endorsement that is not named in Section 4 (f) or (g) above that the Railroad deems unacceptable

- 5. All insurance companies must be A. M. Best rated A- and Class VII or better.
- 6. Such additional or different insurance as the Railroad may require.

B. Additional Terms:

- 1. Contractor must submit the original Railroad Protective Liability policy, Certificates of Insurance, and all notices and correspondence regarding the insurance policy to the contact listed on the Project Summary Sheet.
- 2. The Contractor may not begin work on the Project until it has received the Railroad's written approval or the required insurance.

C. Insurance policies shall follow the requirements of Subchapter G, Part 646, Subpart A of the Federal-Aid Policy Guide issued by the Federal Highway Administration on December 9, 1991, including all current amendments.

D. If any part of the work is sublet, similar insurance and evidence thereof in the same amounts as required of the Prime Contractor shall be provided by or in behalf of the subcontractor to cover his operations. Endorsements to the Prime Contractor's policies specifically naming subcontractors and describing their operations will be acceptable for this purpose.

*E. All insurance herein before specified shall be carried until all work required to be performed under the terms of the contract has been satisfactorily completed within the limits of the rights of way of the Railroad as evidenced by the formal acceptance by the Department. Insuring Companies may cancel insurance by permission of the Department and Railroad or on **thirty (30) days written notice** to the Department and Railroad Insurance Contacts as listed on the Project Summary Sheet.*

XV. FAILURE TO COMPLY:

- A. These Special Notes are supplemental and amendatory to the current version of the Kentucky Department of Highways' Standard Specifications for Road and Bridge Construction and amendments thereof, and where in conflict therewith, these Special Notes shall govern.*
- B. In the event the Contractor violates or fails to comply with any of the requirements of these Special Notes:*
1. The Railroad Engineer may require that the Contractor vacate Railroad property.
 2. The Engineer may withhold any and all monies due the Contractor on pay estimates.
 3. Any such orders shall remain in effect until the Contractor has remedied the situation to the satisfaction of the Railroad Engineer and the Engineer.

XVI. PAYMENT FOR COST OF COMPLIANCE:

- A. No separate payment will be made for any extra cost incurred on account of compliance with these Special Notes. All such cost shall be included in prices bid for other items of the work as specified in the payment items.*

RAILROAD CONTACTS

(to be provided by Railroad Company)

General Railroad Contact:

Troy Creasy, Project Manager - Public
Projects
4900 Old Osborne Tnpke Suite 200
Richmond, VA 23231
(Phone) (804) 226 7718
(Email) Troy_Creasy@CSX.com

Regional Representative (Roadmaster):

Zachary Harris
Track Supervisor at Pembroke, KY
(Phone)
(Email) Zachary_Harris@CSX.com

Insurance contact:

CSX Corporation
Insurance Department

(Phone)
(Email) InsuranceDocuments@CSX.com

Railroad Designer Contact:

Contractor

Larry Shaw, Project Manager - Rail Division
Alfred Benesch & Company 201 N. Illinois
St., 16th Floor South Tower Indianapolis, IN
46204
(Phone) (317) 417 1902
(Email) LShaw@benesch.com

Railroad Construction Contact:

Contractor

Wayne Bolen, Project Manager, Rails
Division
Alfred Benesch & Company 201 E Fifth
Street, Suite 1900 Cincinnati, OH 45202
(Phone) (859) 250 5483
(Email) WBolen@benesch.com

KENTUCKY TRANSPORTATION

CABINET CONTACTS *(to be provided by
KYTC)*

KYTC Railroad Coordinator:

Allen Rust, PE
Div. of Right of Way & Utilities
Kentucky Transportation Cabinet
200 Mero Street, 5th Floor East
Frankfort, Kentucky 40622
(Phone) 502-782-4950
(Email) allen.rust@ky.gov

KYTC Construction Procurement Director:

Rachel Mills, Director
Div. of Construction Procurement
Kentucky Transportation Cabinet
200 Mero Street, 3rd Floor West
Frankfort, Kentucky 40622
(Phone) 502-782-5152
(Email) Rachel.Mills@ky.gov

KYTC Construction Director:

Matt Simpson, Director
Div. of Construction
Kentucky Transportation Cabinet
200 Mero Street, 3rd Floor West
Frankfort, Kentucky 40622
(Phone) 502-782-5127
(Email) Matt.Simpson@ky.gov



The project specific information provided herein is valid as of the date indicated. However, the specific information may be subject to change due to the normal business operations of all parties. The terms and conditions defined here, and in the bid proposal in its entirety, are inclusive and constant.

APPENDIX

CSX TRANSPORTATION

CONSTRUCTION SUBMISSION CRITERIA

INTRODUCTION

SECTION I: Definitions

SECTION II: Construction Submissions

SECTION III: Hoisting Operations

SECTION IV: Demolition Procedure

SECTION V: Erection Procedure

SECTION VI: Temporary Excavation and Shoring

SECTION VII: Track Monitoring

INTRODUCTION

The intent of this document is to guide outside agencies and their Contractors when performing work on, over, or with potential to impact CSX property (ROW). Work plans shall be submitted for review to the designated CSX Engineering Representative for all work which presents the potential to affect CSX property or operations; this document shall serve as a guide in preparing these work plans. All work shall be performed in a manner that does not adversely impact CSX operations or safety; as such, the requirements of this document shall be strictly adhered to, in addition to all other applicable standards associated with the construction. Applicable standards include, but are not limited to, CSX Standards and Special Provisions, CSX Insurance Requirements, CSX Pipeline Occupancy Criteria, as well as the governing local, county, state and federal requirements. It shall be noted that this document and all other CSX standards are subject to change without notice, and future revisions will be made available at the CSX website: www.csx.com.

I. DEFINITIONS

1. Agency – The project sponsor (i.e., State DOT, Local Agencies, Private Developer, etc.)
2. AREMA – American Railway Engineering and Maintenance-of-Way Association – the North American railroad industry standards group. The use of this term shall be in specific reference to the AREMA Manual for Railway Engineering.
3. Construction Submission – The Agency or its representative shall submit six (6) sets of plans, supporting calculations, and detailed means and methods procedures for the specific proposed activity. All plans, specifications, and supporting calculations shall be signed/sealed by a Professional Engineer as defined below.
4. Controlled Demolition – Removal of an existing structure or subcomponents in a manner that positively prevents any debris or material from falling, impacting, or otherwise affecting CSX employees, equipment or property. Provisions shall be made to ensure that there is no impairment of railroad operations or CSX’s ability to access its property at all times.
5. Contractor – The Agency’s representative retained to perform the project work.
6. Engineer – CSX Engineering Representative or a GEC authorized to act on the behalf of CSX.
7. Flagman – A qualified CSX employee with the sole responsibility to direct or restrict movement of trains, at or through a specific location, to provide protection for workers.
8. GEC – General Engineering Consultant who has been authorized to act on the behalf of CSX.
9. Horizontal Clearance – Distance measured perpendicularly from centerline of any track to the nearest obstruction at any elevation between TOR and the maximum vertical clearance of the track.
10. Professional Engineer – An engineer who is licensed in State or Commonwealth in which the project is to occur. All plans, specifications, and supporting calculations shall be prepared by the Licensed Professional Engineer and shall bear his/her seal and signature.
11. Potential to Foul – Work having the possibility of impacting CSX property or operations; defined as one or more of the following:
 - a. Any activity where access onto CSX property is required.

b. Any activity where work is being performed on CSX ROW.

c. Any excavation work adjacent to CSX tracks or facilities, within the Theoretical Railroad Live Load Influence Zone, or where the active earth pressure zone extends within the CSX property limits.

d. The use of any equipment where, if tipped and laid flat in any direction (360 degrees) about its center pin, can encroach within twenty five feet (25'-0") of the nearest track centerline. This is based upon the proposed location of the equipment during use, and may be a function of the equipment boom length. Note that hoisting equipment with the potential to foul must satisfy the 150% factor of safety requirement for lifting capacities.

e. Any work where the scatter of debris, or other materials has the potential to encroach within twenty five feet (25'-0") of the nearest track centerline.

f. Any work where significant vibration forces may be induced upon the track structure or existing structures located under, over, or adjacent to the track structure.

g. Any other work which poses the potential to disrupt rail operations, threaten the safety of railroad employees, or otherwise negatively impact railroad property, as determined by CSX.

12. ROW – Right of Way; Refers to CSX Right-of-Way as well as all CSX property and facilities. This includes all aerial space within the property limits, and any underground facilities.

13. Submission Review Period - a minimum of thirty (30) days in advance of start of work. Up to thirty (30) days will be required for the initial review response. Up to an additional thirty (30) days may be required to review any/all subsequent submissions or resubmission.

14. Theoretical Railroad Live Load Influence Zone – A 1 horizontal to 1 vertical theoretical slope line starting at bottom corner of tie.

15. TOR – Top of Rail. This is the base point for clearance measurements. It refers to the crown (top) of the steel rail; the point where train wheels bear on the steel rails.

16. Track Structure – All load bearing elements which support the train. This includes, but is not limited to, the rail, ties, appurtenances, ballast, sub-ballast, embankment, retaining walls, and bridge structures.

17. Vertical Clearance – Distance measured from TOR to the lowest obstruction within six feet (6'-0") of the track centerline, in either direction.

II. GENERAL SUBMISSION REQUIREMENTS

A. A construction work plan is required to be submitted by the Agency or its Contractor, for review and acceptance, prior to accessing or performing any work with Potential to Foul.

B. The Agency or its representative shall submit six (6) sets of plans, specifications, supporting calculations, and detailed means and methods procedures for the specific proposed work activity.

C. Construction submissions shall include all information relevant to the work activity, and shall clearly and concisely explain the nature of the work, how it is being performed, and what measures are being taken to ensure that railroad property and operations are continuously maintained.

D. All construction plans shall include a map of the work site, depicting the CSX tracks, the CSX right of way, proposed means of access, proposed locations for equipment and material staging (dimensioned from nearest track centerline), as well as all other relevant project information. An elevation drawing may also be necessary in order to depict clearances or other components of the work.

E. Please note that CSX will not provide pricing to individual contractors involved in bidding projects. Bidding contractors shall request information from the agency and not CSX.

F. The Contractor shall install a geotextile fabric ballast protection system to prevent construction or demolition debris and fines from fouling ballast. The geotextile ballast protection system shall be installed and maintained by the Contractor to the satisfaction of the Engineer.

G. The Engineer shall be kept aware of the construction schedule. The Contractor shall provide timely communication to the Engineer when scheduling the work such that the Engineer may be present during the work. The Contractor's schedule shall not dictate the work plan review schedule, and flagging shall not be scheduled prior to receipt of an accepted work plan.

H. At any time during construction activities, the Engineer may require revisions to the previously approved procedures to address weather, site conditions or other circumstances that may create a potential hazard to rail operations or CSX facilities. Such revisions may require immediate interruption or termination of ongoing activities until such time the issue is resolved to the Engineer's satisfaction. CSX and its GEC shall not be responsible for any additional costs or time claims associated with such revisions.

I. Blasting will not be permitted to demolish a structure over or within CSX's right-of-way. When blasting off of CSX property but with Potential to Foul, vibration monitoring, track settlement surveying, and/or other protective measures may be required as determined by the Engineer.

J. Blasting is not permitted adjacent to CSX right-of-way without written approval from the Chief Engineer, CSX.

K. Mechanical and chemical means of rock removal must be explored before blasting is considered. If written permission for the use of explosives is granted, the Agency or Contractor must submit a work plan satisfying the following requirements:

1. Blasting shall be done with light charges under the direct supervision of a responsible officer or employee of the Agency or Contractor.
2. Electronic detonating fuses shall not be used because of the possibility of premature explosions resulting from operation of two-way train radios.
3. No blasting shall be done without the presence of an authorized representative of CSX. Advance notice to the Engineer is required to arrange for the presence of an authorized CSX representative and any flagging that CSX may require.

4. Agency or Contractor must have at the project site adequate equipment, labor and materials, and allow sufficient time, to clean up debris resulting from the blasting and correct any misalignment of tracks or other damage to CSX property resulting from the blasting. Any corrective measures required must be performed as directed by the Engineer at the Agency's or Contractor's expense without any delay to trains. If Agency's or Contractor's actions result in the delay of any trains including passenger trains, the Agency or Contractor shall bear the entire cost thereof.

5. The Agency or Contractor may not store explosives on CSX property.

6. At any time during blasting activities, the Engineer may require revisions to the previously approved procedures to address weather, site conditions or other circumstances that may create a potential hazard to rail operations or CSX facilities. Such revisions may require immediate interruption or termination of ongoing activities until such time the issue is resolved to the Engineer's satisfaction. CSX and its GEC shall not be responsible for any additional costs or time claims associated with such revisions.

III. HOISTING OPERATIONS

A. All proposed hoisting operations with Potential to Foul shall be submitted in accordance with the following:

1. A plan view drawing shall depict the work site, the CSX track(s), the proposed location(s) of the lifting equipment, as well as the proposed locations for picking, any intermediate staging, and setting the load(s). All locations shall be dimensioned from centerline of the nearest track. Crane locations shall also be dimensioned from a stationary point at the work site for field confirmation.

2. Computations showing the anticipated weight of all picks. Computations shall be made based upon the field-verified plans of the existing structure. Pick weights shall account for the weight of concrete rubble or other materials attached to the component being removed; this includes the weight of subsequent rigging devices/components. Rigging components shall be sized for the subsequent pick weight.

3. All lifting equipment, rigging devices, and other load bearing elements shall have a rated (safe lifting) capacity that is greater than or equal to 150% of the load it is carrying, as a factor of safety. Supporting calculations shall be furnished to verify the minimum capacity requirement is maintained for the duration of the hoisting operation.

4. Dynamic hoisting operations are prohibited when carrying a load with the Potential to Foul. Cranes or other lifting equipment shall remain stationary during lifting. (i.e., no moving picks).

5. For lifting equipment, the manufacturer's capacity charts, including crane, counterweight, maximum boom angle, and boom nomenclature is to be submitted.

6. A schematic rigging diagram must be provided to clearly call out each rigging component from crane hook to the material being hoisted. Copies of catalog or information sheets shall be provided to verify rigging weights and capacities.

7. For built-up rigging devices, the contractor shall submit the following:

i. Details of the device, calling out material types, sizes, connections and other properties.

ii. Load test certification documents and/or design computations bearing the seal and signature of a Professional Engineer. Load test shall be performed in the configuration of its intended use as part of the subject demolition procedure.

iii. Copies of the latest inspection reports of the rigging device. The device shall be inspected within one (1) calendar year of the proposed date for use.

8. A detail shall be provided showing the crane outrigger setup, including dimensions from adjacent slopes or facilities. The detail shall indicate requirements for bearing surface preparation, including material requirements and compaction efforts. As a minimum, outriggers and/or tracks shall bear on mats, positioned on level material with adequate bearing capacity.

9. A complete written narrative that describes the sequence of events, indicating the order of lifts and any repositioning or re-hitching of the crane(s).

IV. DEMOLITION PROCEDURE

A. The Agency or its Contractor shall submit a detailed procedure for a controlled demolition of any structure on, over, or adjacent to the ROW. The controlled demolition procedure must be approved by the Engineer prior to beginning work on the project.

B. Existing Condition of structure being demolished:

1. The Contractor shall submit as-built plans for the structure(s) being demolished

2. If as-built plans are unavailable, the Contractor shall perform an investigation of the structure, including any foundations, substructures, etc. The field measurements are to be made under the supervision of the Professional Engineer submitting the demolition procedure. Findings shall be submitted as part of the demolition means and methods submittal for review by the Engineer.

3. Any proposed method for temporary stabilization of the structure during the demolition shall be based on the existing plans or investigative findings, and submitted as part of the demolition means and methods for review by the Engineer.

C. Demolition work plans shall include a schematic plan depicting the proposed locations of the following, at various stages of the demolition:

1. All cranes and equipment, calling out the operating radii.

2. All proposed access and staging locations with all dimensions referenced from the center line of the nearest track

3. Proposed locations for stockpiling material or locations for truck loading

4. The location, with relevant dimensions, of all tracks, other railroad facilities; wires, poles, adjacent structures, or buried utilities that could be affected, showing that the proposed lifts are clear of these obstructions.

5. Note that no crane or equipment may be set on the CSX rails or track structure and no material may be dropped on CSX property.

D. Demolition submittal shall also include the following information:

1. All hoisting details, as dictated by Section III of this document.
2. A time schedule for each of the various stages must be shown as well as a schedule for the entire lifting procedure. The proposed time frames for all critical subtasks (i.e., torch/saw cutting various portions of the superstructure or substructure, dismantling splices, installing temporary bracing, etc.) shall be furnished so that the potential impact(s) to CSX operations may be assessed and eliminated or minimized.
3. The names and experience of the key Contractor personnel involved in the operation shall be included in the Contractor's means and methods submission.
4. Design and supporting calculations shall be prepared, signed, and sealed by the Professional Engineer for items including the temporary support of components or intermediate stages shall be submitted for review. A guardrail will be required to be installed in a track in the proximity of temporary bents or shoring towers, when located within twelve feet (12'-0") from the centerline of the track. The guardrail will be installed by CSX forces, at the expense of the Agency or its contractor.

E. Girders or girder systems shall be stable at all times during demolition. Temporary bracing shall be provided at the piers, abutments, or other locations to resist overturning and/or buckling of the member(s). The agency shall submit a design and details of the proposed temporary bracing system, for review by the Engineer. Lateral wind forces for the temporary conditions shall be considered in accordance with AREMA, Chapter 8, Section 28.6.2. The minimum lateral wind pressure shall be fifteen pounds per square foot (15 psf).

F. Existing, obsolete, bridge piers shall be removed to a minimum of three feet (3'-0") below the finished grade, final ditch line invert, or as directed by the Engineer.

G. A minimum quantity of twenty five (25) tons of CSX approved granite track ballast may be required to be furnished and stockpiled on site by the Contractor, or as directed by the Engineer.

H. The use of acetylene gas is prohibited for use on or over CSX property. Torch cutting shall be performed utilizing other materials such as propane.

I. CSX's tracks, signals, structures, and other facilities shall be protected from damage during demolition of existing structure or replacement of deck slab.

J. Demolition Debris Shield

1. On-track or ground-level debris shields (such as crane mats) are prohibited for use by CSX.
2. Demolition Debris Shield shall be installed prior to the demolition of the bridge deck or other relevant portions of the structure. The demolition debris shield shall be erected from the underside of the bridge over the track area to catch all falling debris. The debris shield shall not be the primary means of debris containment.
 - i. The demolition debris shield design and supporting calculations, all signed/sealed by a Professional Engineer, shall be submitted for review and acceptance.
 - ii. The demolition debris shield shall have a minimum design load of 50 pounds per square foot (50 psf) plus the weight of the equipment, debris, personnel, and all other loads.

iii. The Contractor shall verify the maximum particle size and quantity of the demolition debris generated during the procedure does not exceed the shield design loads. Shield design shall account for loads induced by particle impact; however the demolition procedure shall be such that impact forces are minimized. The debris shield shall not be the primary means of debris containment.

iv. The Contractor shall include installation/removal means and methods for the demolition debris shield as part of the proposed Controlled Demolition procedure submission.

v. The demolition debris shield shall provide twenty three feet (23'-0") minimum vertical clearance, or maintain the existing vertical clearance if the existing clearance is less than twenty three feet (23'-0").

vi. Horizontal clearance to the centerline of the track should not be reduced unless approved by the Engineer.

vii. The Contractor shall clean the demolition debris shield daily or more frequently as dictated either by the approved design parameters or as directed by the Engineer.

K. Vertical Demolition Debris Shield

1. This type of shield may be required for substructure removals in close proximity to CSX track and other facilities, as determined by the Engineer.

2. The Agency or its Contractor shall submit detailed plans with detailed calculations, prepared, signed, and sealed by a Professional Engineer, of the protection shield.

V. ERECTION PROCEDURE

A. The Agency or its Contractor shall submit a detailed procedure for erection of a structure with Potential to Foul. The erection procedure must be approved by the Engineer prior to beginning work on the project.

B. Erection work plans shall include a schematic plan depicting the following, at all stages of the construction:

1. All proposed locations of all cranes and equipment, calling out the operating radii.

2. All proposed access and staging locations with all dimensions referenced from the center line of the nearest track.

3. All proposed locations for stockpiling material or locations for truck loading.

4. The location, with relevant dimensions, of all tracks, other railroad facilities; wires, poles, adjacent structures, or buried utilities that could be affected, showing that the proposed lifts are clear of these obstructions.

C. No crane or equipment may be set on the CSX rails or track structure and no material may be dropped on CSX property.

D. For erection of a structure over the tracks, the following information shall be submitted for review and acceptance by the Engineer, at least thirty (30) days prior to erection:

1. As-built beam seat elevations – field surveyed upon completion of pier/abutment construction.

2. Current Top of Rail (TOR) elevations – field measured at the time of as-built elevation collection.

3. Computations verifying the anticipated minimum vertical clearance in the final condition which accounts for all deflection and camber, based upon the current TOR and as-built beam seat elevations. The anticipated minimum

vertical clearance shall be greater than or equal to that which is indicated by the approved plans. Vertical clearance (see definitions) is measured from TOR to the lowest point on the overhead structure at any point within six feet (6'-0") from centerline of the track. Calculations shall be signed and sealed by a Professional Engineer.

E. Girders or girder systems shall be stable at all times during erection. No crane may unhook prior to stabilizing the beam or girder.

1. Lateral wind forces for the temporary conditions shall be considered in accordance with AREMA, Chapter 8, Section 28.6.2. The minimum lateral wind pressure shall be fifteen pounds per square foot (15 psf).

2. Temporary bracing shall be provided at the piers, abutments, or other locations to resist overturning and/or buckling of the member(s). The agency shall submit a design and details of the proposed temporary bracing system, for review by the Engineer.

3. Temporary bracing shall not be removed until sufficient lateral bracing or diaphragm members have been installed to establish a stable condition. Supporting calculations, furnished by the Professional Engineer, shall confirm the stable condition.

F. Erection procedure submissions shall also include the following information:

1. All hoisting details, as dictated by Section III of this document.

2. A time schedule for each of the various stages must be shown as well as a schedule for the entire lifting procedure. The proposed time frames for all critical subtasks (i.e., performing aerial splices, installing temporary bracing, installation of diaphragm members, etc.) shall be furnished so that the potential impact(s) to CSX operations may be assessed and eliminated or minimized.

3. The names and experience of the key Contractor personnel involved in the operation shall be included in the Contractor's means and methods submission.

4. A guardrail will be required to be installed in a track in the proximity of temporary bents or shoring towers, when located within twelve feet (12'-0") from the centerline of the track. The guardrail will be installed by CSX forces, at the expense of the Agency or its Contractor.

5. Design and supporting calculations prepared by the Professional Engineer for items including the temporary support of components or intermediate stages shall be submitted for review.

VI. TEMPORARY EXCAVATION AND SHORING

A. The Agency or its Contractor shall submit a detailed design and procedure for the installation of a sheeting/shoring system adjacent to the tracks. Shoring protection shall be provided when excavating with Potential to Foul, or as otherwise determined by CSX. Shoring shall be provided in accordance with the AREMA, except as noted below.

B. Shoring may not be required if all of the following conditions are satisfied:

1. The excavation does not encroach within the Theoretical Live Load Influence Zone. Please refer to Figure 1.

2. The track structure is situated on level ground, or in a cut section, and on stable soil.

3. The excavation does not adversely impact the stability of a CSX facility (i.e., signal bungalow, drainage facility, undergrade bridge, building, etc), or the stability of any structure on, over, or adjacent to CSX property with potential to foul.

4. Shoring is not required by any governing federal, state, local or other construction code.

C. Shoring is required when excavating the toe of an embankment. Excavation of any embankment which supports an active CSX track structure without shoring will not be permitted.

D. Trench boxes are not an acceptable means of shoring. Trench boxes are prohibited for use on CSX property or within the Theoretical Railroad Live Load Influence Zone.

E. Shoring shall be a cofferdam-type, which completely encloses the excavation. However, where justified by site or work conditions, partial cofferdams with open sides away from the track may be permissible, as determined by the Engineer.

F. Cofferdams shall be constructed using interlocking steel sheet piles, or when approved by the Engineer, steel soldier piles with timber lagging. Wales and struts shall be included when dictated by the design.

G. The use of tiebacks can be permissible for temporary shoring systems, when conditions warrant. Tiebacks shall have a minimum clear cover of 6'-0", measured from the bottom of the rail. Upon completion of the work, tiebacks shall be grouted, cut off, and remain in place.

H. All shoring systems on, or adjacent to CSX right-of-way, shall be equipped with railings or other fall protection, compliant with the governing federal, state or local requirements. Area around pits shall be graded to eliminate all potential tripping hazards.

I. Interlocking steel sheet piles shall be used for shoring systems qualifying one or more of the following conditions:

1. Within 18'-0" of the nearest track centerline
2. Within the live load influence zone
3. Within slopes supporting the track structure
4. As otherwise deemed necessary by the Engineer.

J. Sheet piles qualifying for one or more of the requirements listed in Section VI.I (above) of this document shall not be removed. Sheet piles shall be left in place and cut off a minimum of 3'-0" below the finished grade, the ditch line invert, or as otherwise directed by the Engineer. The ground shall be backfilled and compacted immediately after sheet pile is cut off.

K. The following design considerations shall be considered when preparing the shoring design package:

1. Shoring shall be designed to resist a vertical live load surcharge of 1,880 lbs. per square foot, in addition to active earth pressure. The surcharge shall be assumed to act on a continuous strip, eight feet six inches (8'-6") wide. Lateral pressures due to surcharge shall be computed using the strip load formula shown in AREMA Manual for Railway Engineering, Chapter 8, Part 20.
2. Allowable stresses in materials shall be in accordance with AREMA Chapter 7, 8, and 15.3.
3. A minimum horizontal clearance of ten feet (10'-0") from centerline of the track to face of nearest point of shoring shall be maintained, provided a twelve feet (12'-0") roadbed is maintained with a temporary walkway and handrail system.

4. For temporary shoring systems with Potential to Foul, piles shall be plumb under full dead load. Maximum deflection at the top of wall, under full live load, shall be as follows:

- i. One-half (1/2) inch for walls within twelve feet (12'-0") of track centerline (Measured from centerline of the nearest track to the nearest point of the supporting structure).
- ii. One (1) inch for walls located greater than twelve feet (12'-0") from track centerline

L. Shoring work plans shall be submitted in accordance with Section II of this document, as well as the following additional requirements:

1. The work plan shall include detailed drawings of the shoring systems calling out the sizes of all structural members, details of all connections. Both plan and elevation drawings shall be provided, calling out dimensions from the face of shoring relative to the nearest track centerline. The elevation drawing shall also show the height of shoring, and track elevation in relation to bottom of excavation.
2. Full design calculations for the shoring system shall be furnished.
3. A procedure for cutting off the sheet pile, backfilling and restoring the embankment.

VII. TRACK MONITORING

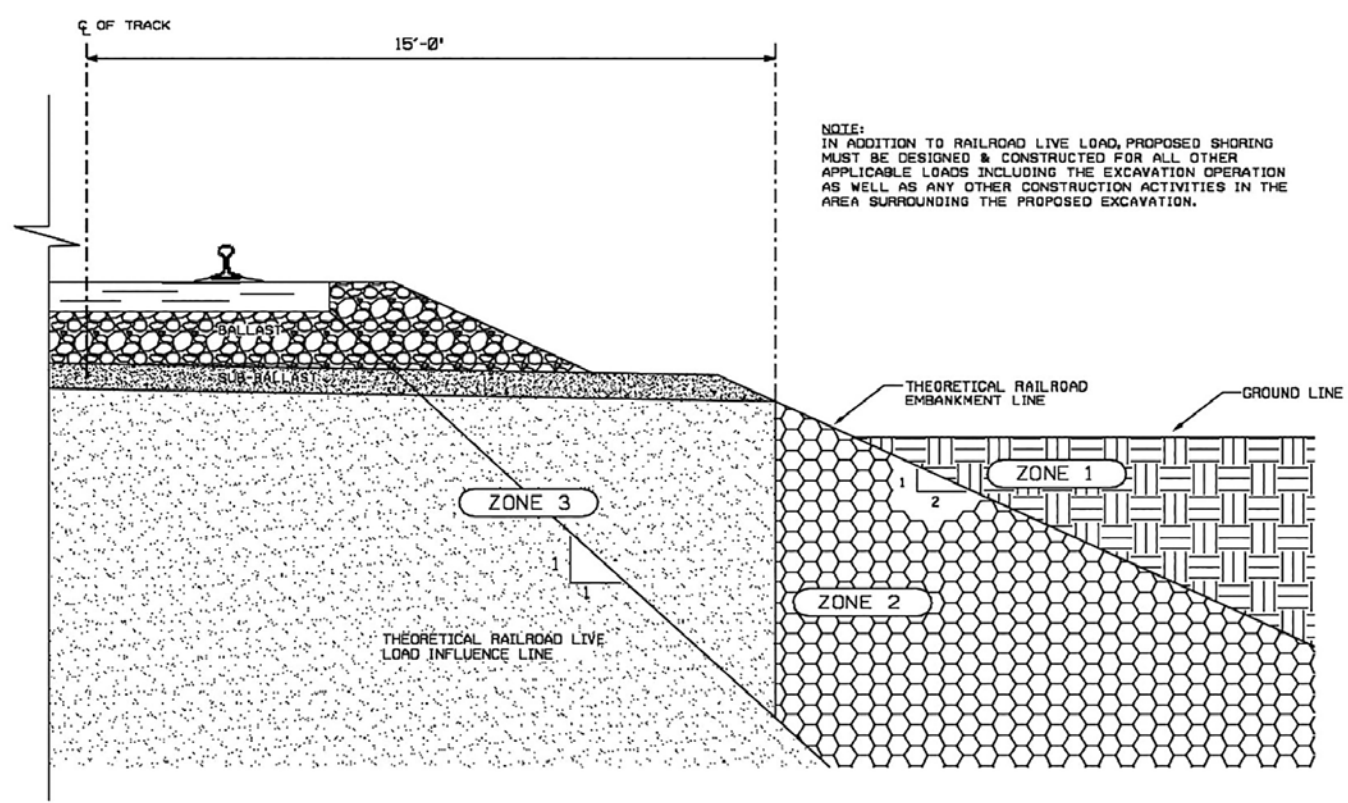
A. When work being performed has the potential to disrupt the track structure, a work plan must be submitted detailing a track monitoring program which will serve to monitor and detect both horizontal and vertical movement of the CSX track and roadbed.

B. The program shall specify the survey locations, the distance between the location points, and frequency of monitoring before, during, and after construction. CSX reserves to the right to modify the survey locations and monitoring frequency as necessary during the project.


C. The survey data shall be collected in accordance with the approved frequency and immediately furnished to the Engineer for analysis.


D. If any movement has occurred as determined by the Engineer, CSX will be immediately notified. CSX, at its sole discretion, shall have the right to immediately require all contractor operations to be ceased, have the excavated area immediately backfilled and/or determine what corrective action is required. Any corrective action required by CSX or performed by CSX including the monitoring of corrective action of the contractor will be at project expense.


FIGURE 1: Theoretical Live Load Influence Zone



NORMAL REQUIREMENTS FOR SHORING ADJACENT TO TRACK

- 

ZONE 1 - EXCAVATIONS ABOVE AND OUTSIDE OF THE THEORETICAL RAILROAD EMBANKMENT LINE - DO NOT NORMALLY REQUIRE SHORING TO PROTECT RAILROAD ROADBED, SHORING MAY BE REQUIRED FOR OTHER REASONS.
- 

ZONE 2 - EXCAVATIONS WHOSE BOTTOMS EXTEND INTO ZONE 2 REQUIRE SHORING, BUT THE SHORING MAY NORMALLY BE PULLED AFTER THE EXCAVATION HAS BEEN BACKFIELD.
- 

ZONE 3 - EXCAVATIONS WHOSE BOTTOMS EXTEND INTO ZONE 3 WILL NORMALLY REQUIRE THE SHORING TO BE LEFT IN PLACE AND CUT-OFF 3' BELOW BASE OF RAIL. SHORING MUST BE DESIGNED FOR COOPER E88 LIVE LOAD

Hopkinsville, Christian County, KY
KYTC Project No. FD55 121 94140 02U
CSXT Milepost: 00H-238.9
CSXT OP No.: KY0470

EXHIBIT D

CONTRACTOR'S ACCEPTANCE

To and for the benefit of the *Company*, ("*Company*") and to induce the *Company* to permit Contractor on or about *Company's* property for the purposes of performing work in accordance with the Agreement dated _____, 20__, between the Commonwealth of Kentucky Transportation Cabinet, Department of Highways and the *Company*, Contractor hereby agrees to abide by and perform all applicable terms of the Agreement, including, particularly Exhibits B and C as included herein.

Contractor: _____
By: _____
Name: _____
Title: _____
Date: _____

SPECIAL NOTE FOR RAILROAD FLAGGING

Unless otherwise noted, Section references herein are to the Department's Standard Specifications for Road and Bridge Construction. All applicable portions of the Department's Standard Specifications apply unless specifically modified herein.

1. DESCRIPTION. It is estimated this project will require 180 days of railroad flagging. Guidelines for determining when flagging protection will be needed are included in the Special Provisions for Protection of Railroad Interest. The Daily Rate for this project will be \$1,000.00

2. DEFINITION OF FLAGGING. The particular Railroad(s) involved in this project will define when flagging is required (see Summary for KYTC Projects That Involve a Railroad and Special Provisions for Protection of Railroad Interest) and the number of flaggers needed. At least 2 weeks notice is required before flagging will be provided, but it could take up to 30 days. It will remain the Contractor's responsibility to schedule work including any down time (such as winter) so as to minimize the use of flagging services. The Department retains no responsibility for coordinating flagging services between the Railroad and the Contractor.

3. REDUCTION AND EXTENSION OF RAILROAD FLAGGING TIME. Based upon the Kentucky Standard Specifications, any changes in contract time for this project will be by change order. If the nature of the work in the change order necessitates additional use of railroad flagging services, then that shall be identified in that change order and the number of calendar days for railroad flagging services shall be increased. By signing the change order, the contractor waives all rights to any future request to change the number of days of railroad flagging associated with the work in that change order. Since the number of days involves the cost to the Department and not the Contractor, the number of days of railroad flagging shall not be reduced.

4. MEASUREMENT. The Department will keep track of calendar days that railroad flagging is performed. This will include any day that any railroad flagger charges a minimum of 5 hours of onsite flagging. Except that from April 1st thru November 30th this will not include days where the Contractor cannot perform at least 5 hours of the work that necessitates railroad flagging due to weather, seasonal, or temperature limitations of the Specifications, or other conditions beyond the control of the Contractor as judged by the Engineer. From Dec 1st thru March 30th any day that any railroad flagger charges a minimum of 5 hours of onsite flagging then a calendar day of railroad flagging will be counted; without regard to weather, seasonal or temperature limitations of the Specifications. The Engineer will furnish the Contractor bi-weekly statements showing the number of railroad flagging days charged for the period. The Contractor acknowledges acceptance of, and agreement with, all bi-weekly statements unless the Contractor submits a written protest containing supporting evidence for a change within 14 calendar days of receiving the bi-weekly statement.

If the number of calendar days of railroad flagging has exceeded 180 days, then the Contractor will be charged for each day that additional flagging is needed multiplied by the Daily Rate. This will be in addition to any liquidated damages or other reimbursements that the contract or the Kentucky Standard Specifications may require. This charge will continue, based upon actual flagging use, until Formal Acceptance.

If upon Formal Acceptance the total number of calendar days that railroad flagging is performed is less than 180 days no additional monies will be given to the Contractor.

Bridge # 024800112N County: Christian Date: 1/24/19 Engineer: JD

Geotechnical Survey

SURVEY REQUEST CHECKLIST

Geotech Survey field work needed:	<input checked="" type="checkbox"/> Ground line Profile at Bridge (Upstream and Downstream) <input checked="" type="checkbox"/> Channel Bottom Rock <input checked="" type="checkbox"/> Rock Out-Cropping <input type="checkbox"/> Sink Holes <input type="checkbox"/> Other (see Geotechnical site conditions Notes) <input type="checkbox"/> None
-----------------------------------	--

Geotechnical

Geotechnical site conditions:	<input checked="" type="checkbox"/> Visual rock outcroppings at site <input type="checkbox"/> Visual observation of rock in stream bed, crossing or railroad <input type="checkbox"/> Rock Probe (Depth) <input checked="" type="checkbox"/> Other (see Geotechnical site conditions Notes) <input type="checkbox"/> None	Geotechnical site conditions Notes from Geotech Engineer:	
Anticipated level of geotechnical work for project advancement:	Additional Geotechnical investigation needed? <input type="radio"/> Yes <input checked="" type="radio"/> No		

Sketch:

See layout on Next Page.

Boring Layout



Boring 1



North Side of Tracks



North Side of Tracks



Bridge Supports



Rock Outcropping



PART II
SPECIFICATIONS AND STANDARD DRAWINGS

SPECIFICATIONS REFERENCE

Any reference in the plans or proposal to previous editions of the *Standard Specifications for Road and Bridge Construction* and *Standard Drawings* are superseded by *Standard Specifications for Road and Bridge Construction, Edition of 2019* and *Standard Drawings, Edition of 2020*.

SUPPLEMENTAL SPECIFICATIONS

The contractor shall use the Supplemental Specifications that are effective at the time of letting.
The Supplemental Specifications can be found at the following link:

<http://transportation.ky.gov/Construction/Pages/Kentucky-Standard-Specifications.aspx>

SPECIAL NOTE FOR PORTABLE CHANGEABLE MESSAGE SIGNS

This Special Note will apply when indicated on the plans or in the proposal.

1.0 DESCRIPTION. Furnish, install, operate, and maintain variable message signs at the locations shown on the plans or designated by the Engineer. Remove and retain possession of variable message signs when they are no longer needed on the project.

2.0 MATERIALS.

2.1 General. Use LED Variable Message Signs Class I, II, or III, as appropriate, from the Department's List of Approved Materials.

Unclassified signs may be submitted for approval by the Engineer. The Engineer may require a daytime and nighttime demonstration. The Engineer will make a final decision within 30 days after all required information is received.

2.2 Sign and Controls. All signs must:

- 1) Provide 3-line messages with each line being 8 characters long and at least 18 inches tall. Each character comprises 35 pixels.
- 2) Provide at least 40 preprogrammed messages available for use at any time. Provide for quick and easy change of the displayed message; editing of the message; and additions of new messages.
- 3) Provide a controller consisting of:
 - a) Keyboard or keypad.
 - b) Readout that mimics the actual sign display. (When LCD or LCD type readout is used, include backlighting and heating or otherwise arrange for viewing in cold temperatures.)
 - c) Non-volatile memory or suitable memory with battery backup for storing pre-programmed messages.
 - d) Logic circuitry to control the sequence of messages and flash rate.
- 4) Provide a serial interface that is capable of supporting complete remote control ability through land line and cellular telephone operation. Include communication software capable of immediately updating the message, providing complete sign status, and allowing message library queries and updates.
- 5) Allow a single person easily to raise the sign to a satisfactory height above the pavement during use, and lower the sign during travel.
- 6) Be Highway Orange on all exterior surfaces of the trailer, supports, and controller cabinet.
- 7) Provide operation in ambient temperatures from -30 to + 120 degrees Fahrenheit during snow, rain and other inclement weather.
- 8) Provide the driver board as part of a module. All modules are interchangeable, and have plug and socket arrangements for disconnection and reconnection. Printed circuit boards associated with driver boards have a conformable coating to protect against moisture.
- 9) Provide a sign case sealed against rain, snow, dust, insects, etc. The lens is UV stabilized clear plastic (polycarbonate, acrylic, or other approved material) angled to prevent glare.
- 10) Provide a flat black UV protected coating on the sign hardware, character PCB, and appropriate lens areas.
- 11) Provide a photocell control to provide automatic dimming.

- 12) Allow an on-off flashing sequence at an adjustable rate.
- 13) Provide a sight to aim the message.
- 14) Provide a LED display color of approximately 590 nm amber.
- 15) Provide a controller that is password protected.
- 16) Provide a security device that prevents unauthorized individuals from accessing the controller.
- 17) Provide the following 3-line messages preprogrammed and available for use when the sign unit begins operation:

/KEEP/RIGHT/=>=>=>/	/MIN/SPEED/**MPH/
/KEEP/LEFT/<<<</	/ICY/BRIDGE/AHEAD/ /ONE
/LOOSE/GRAVEL/AHEAD/	LANE/BRIDGE/AHEAD/
/RD WORK/NEXT/**MILES/	/ROUGH/ROAD/AHEAD/
/TWO WAY/TRAFFIC/AHEAD/	/MERGING/TRAFFIC/AHEAD/
/PAINT/CREW/AHEAD/	/NEXT/***/MILES/
/REDUCE/SPEED/**MPH/	/HEAVY/TRAFFIC/AHEAD/
/BRIDGE/WORK/***0 FT/	/SPEED/LIMIT/**MPH/
/MAX/SPEED/**MPH/	/BUMP/AHEAD/
/SURVEY/PARTY/AHEAD/	/TWO/WAY/TRAFFIC/

*Insert numerals as directed by the Engineer.
Add other messages during the project when required by the Engineer.

2.3 Power.

- 1) Design solar panels to yield 10 percent or greater additional charge than sign consumption. Provide direct wiring for operation of the sign or arrow board from an external power source to provide energy backup for 21 days without sunlight and an on-board system charger with the ability to recharge completely discharged batteries in 24 hours.

3.0 CONSTRUCTION. Furnish and operate the variable message signs as designated on the plans or by the Engineer. Ensure the bottom of the message panel is a minimum of 7 feet above the roadway in urban areas and 5 feet above in rural areas when operating. Use Class I, II, or III signs on roads with a speed limit less than 55 mph. Use Class I or II signs on roads with speed limits 55 mph or greater.

Maintain the sign in proper working order, including repair of any damage done by others, until completion of the project. When the sign becomes inoperative, immediately repair or replace the sign. Repetitive problems with the same unit will be cause for rejection and replacement.

Use only project related messages and messages directed by the Engineer, unnecessary messages lessen the impact of the sign. Ensure the message is displayed in either one or 2 phases with each phase having no more than 3 lines of text. When no message is needed, but it is necessary to know if the sign is operable, flash only a pixel.

When the sign is not needed, move it outside the clear zone or where the Engineer directs. Variable Message Signs are the property of the Contractor and shall be removed from the project when no longer needed. The Department will not assume ownership of these signs.

4.0 MEASUREMENT. The final quantity of Variable Message Sign will be

11

the actual number of individual signs acceptably furnished and operated during the project. The Department will not measure signs replaced due to damage or rejection.

5.0 PAYMENT. The Department will pay for the Variable Message Signs at the unit price each. The Department will not pay for signs replaced due to damage or rejection. Payment is full compensation for furnishing all materials, labor, equipment, and service necessary to, operate, move, repair, and maintain or replace the variable message signs. The Department will make payment for the completed and accepted quantities under the following:

<u>Code</u>	<u>Pay Item</u>	<u>Pay Unit</u>
02671	Portable Changeable Message Sign	Each

Effective June 15, 2012

SPECIAL PROVISION FOR EMBANKMENT AT BRIDGE END BENT STRUCTURES

This Special Provision will apply when indicated on the plans or in the proposal. Section references herein are to the Department's Standard Specifications for Road and Bridge Construction, Current Edition.

1.0 DESCRIPTION. Construct a soil, granular, or rock embankment with soil, granular or cohesive pile core and place structure granular backfill, as the Plans require. Construct the embankment according to the requirements of this Special Provision, the Plans, Standard Drawing RGX 100 and 105, and the Standard Specifications, Current Edition.

2.0 MATERIALS.

2.1 Granular Embankment. Conform to Subsection 805.10. When Granular Embankment materials are erodible or unstable according to Subsection 805.03.04, use the Special Construction Methods found in 3.2 of the Special Provision.

2.2 Rock Embankment. Provide durable rock from roadway excavation that consists principally of Unweathered Limestone, Durable Shale (SDI equal to or greater than 95 according to KM 64-513), or Durable Sandstone.

2.3 Pile Core. Provide a pile core in the area of the embankments where deep foundations are to be installed unless otherwise specified. The Pile Core is the zone indicated on Standard Drawings RGX 100 and 105 designated as Pile Core. Material control of the pile core area during embankment construction is always required. Proper Pile Core construction is required for installation of foundation elements such as drilled or driven piles or drilled shafts. The type of material used to construct the pile core is as directed in the plans or below. Typically, the pile core area will be constructed from the same material used to construct the surrounding embankment. Pile Core can be classified as one of three types:

A) Pile Core - Conform to Section 206 of the Standard Specifications. Provide pile core material consisting of the same material as the adjacent embankment except the material in the pile core area shall be free of boulders or particle sizes larger than 4 inches in any dimension or any other obstructions that may hinder pile driving operations. If the pile core material hinders pile driving operations, take the appropriate means necessary to reach the required pile tip elevation, at no expense to the Department.

B) Granular Pile Core. Granular pile core is required only when specified in the plans. Select a gradation of durable rock to facilitate pile driving that conforms to Subsection 805.11. If granular pile core material hinders pile driving operations, take appropriate means necessary to reach the required pile tip elevation, at no expense to the Department.

C) Cohesive Pile Core. Cohesive Pile Core is required only when specified in the plans. Conform to Section 206 of the Standard Specifications and use soil with at least 50 percent passing a No. 4 sieve having a minimum Plasticity Index (PI) of 10. In addition, keep the cohesive pile core free of boulders, larger than 4 inches in any dimension, or any other obstructions, which would interfere with drilling operations. If cohesive pile core material interferes with drilling operations, take appropriate means necessary to maintain

excavation stability, at no expense to the Department.

2.4 Structure Granular Backfill. Conform to Subsection 805.11

2.5 Geotextile Fabric. Conform to Type I or Type IV in Section 214 and 843.

3.0 CONSTRUCTION.

3.1 General. Construct roadway embankments at end bents according to Section 206 and in accordance with the Special Provision, the Plans, and Standard Drawings for the full embankment section. In some instances, granular or rock embankment will be required for embankment construction for stability purposes, but this special provision does not prevent the use of soil when appropriate. Refer to the plans for specific details regarding material requirements for embankment construction.

Place and compact the pile core and structure granular backfill according to the applicable density requirements for the project. If the embankment and pile core are dissimilar materials (i.e., a granular pile core is used with a soil embankment or a cohesive pile core is used with a granular embankment), a Geotextile Fabric, Type IV, will be required between the pile core and embankment in accordance with Sections 214 and 843 of the Standard Specifications.

When granular or rock embankment is required for embankment construction, conform to the general requirements of Subsection 206.03.02 B. In addition, place the material in no greater than 2-foot loose lifts and compact with a vibrating smooth wheel roller capable of producing a minimum centrifugal force of 15 tons. Apply these requirements to the full width of the embankment for a distance of half the embankment height or 50 feet, whichever is greater, as shown on Standard Drawing RGX-105.

When using granular pile core, install 8-inch perforated underdrain pipe at or near the elevation of the original ground in the approximate locations depicted on the standard drawing, and as the Engineer directs, to ensure positive drainage of the embankment. Wrap the perforated pipe with a fabric of a type recommended by the pipe manufacturer.

After constructing the embankment, excavate for the end bent cap, drive piling, install shafts or other foundation elements, place the mortar bed, construct the end bent, and complete the embankment to finish grade according to the construction sequence shown on the Plans or Standard Drawings and as specified hereinafter.

Certain projects may require widening of existing embankments and the removal of substructures. Construct embankment according to the plans. Substructure removal shall be completed according to the plans and Section 203. Excavation may be required at the existing embankment in order to place the structure granular backfill as shown in the Standard Drawings.

After piles are driven or shafts installed (see design drawings), slope the bottom of the excavation towards the ends of the trench as noted on the plans for drainage. Using a separate pour, place concrete mortar, or any class concrete, to provide a base for forming and placing the cap. Place side forms for the end bent after the mortar has set sufficiently to support workmen and forms without being disturbed.

Install 4-inch perforated pipe in accordance with the plans and Standard Drawings. In the event slope protection extends above the elevation of the perforated pipe, extend the pipe through the slope protection.

After placing the end bent cap and achieving required concrete cylinder strengths, remove adjacent forms and fill the excavation with compacted structure granular backfill material (maximum 1' loose lifts) to the level of the berm prior to placing beams for the bridge. Place Type IV geotextile fabric between embankment material and structure granular backfill. After completing the end bent backwall, or after completing the span end

wall, place the compacted structure granular backfill (maximum 1' loose lifts) to subgrade elevation. If the original excavation is enlarged, fill the entire volume with compacted structure granular backfill (maximum 1' loose lifts) at no expense to the Department. Do not place backfill before removing adjacent form work. Place structure granular backfill material in trench ditches at the ends of the excavation. Place Geotextile Fabric, Type IV over the surface of the compacted structure granular backfill prior to placing aggregate base course.

Tamp the backfill with hand tampers, pneumatic tampers, or other means approved by the Engineer. Thoroughly compact the backfill under the overhanging portions of the structure to ensure that the backfill is in intimate contact with the sides of the structure.

Do not apply seeding, sodding, or other vegetation to the exposed granular embankment.

3.2 Special Construction Methods. Erodible or unstable materials may erode even when protected by riprap or channel lining; use the special construction method described below when using these materials.

Use fine aggregates or friable sandstone granular embankment at "dry land" structures only. Do not use them at stream crossings or locations subject to flood waters.

For erodible or unstable materials having 50 percent or more passing the No. 4 sieve, protect with geotextile fabric. Extend the fabric from the original ground to the top of slope over the entire area of the embankment slopes on each side of, and in front of, the end bent. Cover the fabric with at least 12 inches of non-erodible material.

For erodible or unstable materials having less than 50 percent passing a No. 4 sieve, cover with at least 12 inches of non-erodible material.

Where erodible or unstable granular embankment will be protected by riprap or channel lining, place Type IV geotextile fabric between the embankment and the specified slope protection.

4.0 MEASUREMENT.

4.1 Granular Embankment. The Department will measure the quantity in cubic yards using the plan quantity, increased or decreased by authorized adjustments as specified in Section 204. The Department will not measure for payment any Granular Embankment that is not called for in the plans.

The Department will not measure for payment any special construction caused by using erodible or unstable materials and will consider it incidental to the Granular Embankment regardless of whether the erodible or unstable material was specified or permitted.

4.2 Rock Embankment. The Department will not measure for payment any rock embankment and will consider it incidental to roadway excavation or embankment in place, as applicable. Rock embankments will be constructed using granular embankment on projects where there is no available rock present within the excavation limits of the project.

4.3 Pile Core. Pile core will be measured and paid under roadway excavation or embankment in place, as applicable. The Department will not measure the pile core for separate payment. The Department will not measure for payment the 8-inch perforated underdrain pipe and will consider it incidental to the Pile Core.

4.4 Structure Granular Backfill. The Department will measure the quantity in cubic yards using the plan quantity, increased or decreased by authorized adjustments as specified in Section 204. The Department will not measure any additional material required for backfill outside the limits shown on the Plans and Standard Drawings for payment and will

consider it incidental to the work.

The Department will not measure for payment the 4-inch perforated underdrain pipe and will consider it incidental to the Structure Granular Backfill.

4.5 Geotextile Fabric. The Department will not measure the quantity of fabric used for separating dissimilar materials when constructing the embankment and pile core and will consider it incidental to embankment construction.

The Department will not measure for payment the Geotextile Fabric used to separate the Structure Granular Backfill from the embankment and aggregate base course and will consider it incidental to Structure Granular Backfill.

The Department will not measure for payment the Geotextile Fabric required for construction with erodible or unstable materials and will consider it incidental to embankment construction.

4.6 End Bent. The Department will measure the quantities according to the Contract. The Department will not measure furnishing and placing the 2-inch mortar or concrete bed for payment and will consider it incidental to the end bent construction.

4.7 Structure Excavation. The Department will not measure structure excavation on new embankments for payment and will consider it incidental to the Structure Granular Backfill or Concrete as applicable.

5.0 PAYMENT. The Department will make payment for the completed and accepted quantities under the following:

<u>Code</u>	<u>Pay Item</u>	<u>Pay Unit</u>
02223	Granular Embankment	Cubic Yards
02231	Structure Granular Backfill	Cubic Yards

The Department will consider payment as full compensation for all work required in this provision.

September 16, 2016

PART III

EMPLOYMENT, WAGE AND RECORD REQUIREMENTS

FHWA-1273 -- Revised May 1, 2012

**REQUIRED CONTRACT PROVISIONS
FEDERAL-AID CONSTRUCTION CONTRACTS**

- I. General
- II. Nondiscrimination
- III. Nonsegregated Facilities
- IV. Davis-Bacon and Related Act Provisions
- V. Contract Work Hours and Safety Standards Act Provisions
- VI. Subletting or Assigning the Contract
- VII. Safety: Accident Prevention
- VIII. False Statements Concerning Highway Projects
- IX. Implementation of Clean Air Act and Federal Water Pollution Control Act
- X. Compliance with Governmentwide Suspension and Debarment Requirements
- XI. Certification Regarding Use of Contract Funds for Lobbying

ATTACHMENTS

A. Employment and Materials Preference for Appalachian Development Highway System or Appalachian Local Access Road Contracts (included in Appalachian contracts only)

I. GENERAL

1. Form FHWA-1273 must be physically incorporated in each construction contract funded under Title 23 (excluding emergency contracts solely intended for debris removal). The contractor (or subcontractor) must insert this form in each subcontract and further require its inclusion in all lower tier subcontracts (excluding purchase orders, rental agreements and other agreements for supplies or services).

The applicable requirements of Form FHWA-1273 are incorporated by reference for work done under any purchase order, rental agreement or agreement for other services. The prime contractor shall be responsible for compliance by any subcontractor, lower-tier subcontractor or service provider.

Form FHWA-1273 must be included in all Federal-aid design-build contracts, in all subcontracts and in lower tier subcontracts (excluding subcontracts for design services, purchase orders, rental agreements and other agreements for supplies or services). The design-builder shall be responsible for compliance by any subcontractor, lower-tier subcontractor or service provider.

Contracting agencies may reference Form FHWA-1273 in bid proposal or request for proposal documents, however, the Form FHWA-1273 must be physically incorporated (not referenced) in all contracts, subcontracts and lower-tier subcontracts (excluding purchase orders, rental agreements and other agreements for supplies or services related to a construction contract).

2. Subject to the applicability criteria noted in the following sections, these contract provisions shall apply to all work performed on the contract by the contractor's own organization and with the assistance of workers under the contractor's immediate superintendence and to all work performed on the contract by piecework, station work, or by subcontract.

3. A breach of any of the stipulations contained in these Required Contract Provisions may be sufficient grounds for withholding of progress payments, withholding of final payment, termination of the contract, suspension / debarment or any other action determined to be appropriate by the contracting agency and FHWA.

4. Selection of Labor: During the performance of this contract, the contractor shall not use convict labor for any purpose within the limits of a construction project on a Federal-aid highway unless it is labor performed by convicts who are on parole, supervised release, or probation. The term Federal-aid highway does not include roadways functionally classified as local roads or rural minor collectors.

II. NONDISCRIMINATION

The provisions of this section related to 23 CFR Part 230 are applicable to all Federal-aid construction contracts and to all related construction subcontracts of \$10,000 or more. The provisions of 23 CFR Part 230 are not applicable to material supply, engineering, or architectural service contracts.

In addition, the contractor and all subcontractors must comply with the following policies: Executive Order 11246, 41 CFR 60, 29 CFR 1625-1627, Title 23 USC Section 140, the Rehabilitation Act of 1973, as amended (29 USC 794), Title VI of the Civil Rights Act of 1964, as amended, and related regulations including 49 CFR Parts 21, 26 and 27; and 23 CFR Parts 200, 230, and 633.

The contractor and all subcontractors must comply with: the requirements of the Equal Opportunity Clause in 41 CFR 60-1.4(b) and, for all construction contracts exceeding \$10,000, the Standard Federal Equal Employment Opportunity Construction Contract Specifications in 41 CFR 60-4.3.

Note: The U.S. Department of Labor has exclusive authority to determine compliance with Executive Order 11246 and the policies of the Secretary of Labor including 41 CFR 60, and 29 CFR 1625-1627. The contracting agency and the FHWA have the authority and the responsibility to ensure compliance with Title 23 USC Section 140, the Rehabilitation Act of 1973, as amended (29 USC 794), and Title VI of the Civil Rights Act of 1964, as amended, and related regulations including 49 CFR Parts 21, 26 and 27; and 23 CFR Parts 200, 230, and 633.

The following provision is adopted from 23 CFR 230, Appendix A, with appropriate revisions to conform to the U.S. Department of Labor (US DOL) and FHWA requirements.

1. Equal Employment Opportunity: Equal employment opportunity (EEO) requirements not to discriminate and to take affirmative action to assure equal opportunity as set forth under laws, executive orders, rules, regulations (28 CFR 35, 29 CFR 1630, 29 CFR 1625-1627, 41 CFR 60 and 49 CFR 27) and orders of the Secretary of Labor as modified by the provisions prescribed herein, and imposed pursuant to 23 U.S.C. 140 shall constitute the EEO and specific affirmative action standards for the contractor's project activities under

this contract. The provisions of the Americans with Disabilities Act of 1990 (42 U.S.C. 12101 et seq.) set forth under 28 CFR 35 and 29 CFR 1630 are incorporated by reference in this contract. In the execution of this contract, the contractor agrees to comply with the following minimum specific requirement activities of EEO:

a. The contractor will work with the contracting agency and the Federal Government to ensure that it has made every good faith effort to provide equal opportunity with respect to all of its terms and conditions of employment and in their review of activities under the contract.

b. The contractor will accept as its operating policy the following statement:

"It is the policy of this Company to assure that applicants are employed, and that employees are treated during employment, without regard to their race, religion, sex, color, national origin, age or disability. Such action shall include: employment, upgrading, demotion, or transfer; recruitment or recruitment advertising; layoff or termination; rates of pay or other forms of compensation; and selection for training, including apprenticeship, pre-apprenticeship, and/or on-the-job training."

2. EEO Officer: The contractor will designate and make known to the contracting officers an EEO Officer who will have the responsibility for and must be capable of effectively administering and promoting an active EEO program and who must be assigned adequate authority and responsibility to do so.

3. Dissemination of Policy: All members of the contractor's staff who are authorized to hire, supervise, promote, and discharge employees, or who recommend such action, or who are substantially involved in such action, will be made fully cognizant of, and will implement, the contractor's EEO policy and contractual responsibilities to provide EEO in each grade and classification of employment. To ensure that the above agreement will be met, the following actions will be taken as a minimum:

a. Periodic meetings of supervisory and personnel office employees will be conducted before the start of work and then not less often than once every six months, at which time the contractor's EEO policy and its implementation will be reviewed and explained. The meetings will be conducted by the EEO Officer.

b. All new supervisory or personnel office employees will be given a thorough indoctrination by the EEO Officer, covering all major aspects of the contractor's EEO obligations within thirty days following their reporting for duty with the contractor.

c. All personnel who are engaged in direct recruitment for the project will be instructed by the EEO Officer in the contractor's procedures for locating and hiring minorities and women.

d. Notices and posters setting forth the contractor's EEO policy will be placed in areas readily accessible to employees, applicants for employment and potential employees.

e. The contractor's EEO policy and the procedures to implement such policy will be brought to the attention of employees by means of meetings, employee handbooks, or other appropriate means.

4. Recruitment: When advertising for employees, the contractor will include in all advertisements for employees the notation: "An Equal Opportunity Employer." All such advertisements will be placed in publications having a large circulation among minorities and women in the area from which the project work force would normally be derived.

a. The contractor will, unless precluded by a valid bargaining agreement, conduct systematic and direct recruitment through public and private employee referral sources likely to yield qualified minorities and women. To meet this requirement, the contractor will identify sources of potential minority group employees, and establish with such identified sources procedures whereby minority and women applicants may be referred to the contractor for employment consideration.

b. In the event the contractor has a valid bargaining agreement providing for exclusive hiring hall referrals, the contractor is expected to observe the provisions of that agreement to the extent that the system meets the contractor's compliance with EEO contract provisions. Where implementation of such an agreement has the effect of discriminating against minorities or women, or obligates the contractor to do the same, such implementation violates Federal nondiscrimination provisions.

c. The contractor will encourage its present employees to refer minorities and women as applicants for employment. Information and procedures with regard to referring such applicants will be discussed with employees.

5. Personnel Actions: Wages, working conditions, and employee benefits shall be established and administered, and personnel actions of every type, including hiring, upgrading, promotion, transfer, demotion, layoff, and termination, shall be taken without regard to race, color, religion, sex, national origin, age or disability. The following procedures shall be followed:

a. The contractor will conduct periodic inspections of project sites to insure that working conditions and employee facilities do not indicate discriminatory treatment of project site personnel.

b. The contractor will periodically evaluate the spread of wages paid within each classification to determine any evidence of discriminatory wage practices.

c. The contractor will periodically review selected personnel actions in depth to determine whether there is evidence of discrimination. Where evidence is found, the contractor will promptly take corrective action. If the review indicates that the discrimination may extend beyond the actions reviewed, such corrective action shall include all affected persons.

d. The contractor will promptly investigate all complaints of alleged discrimination made to the contractor in connection with its obligations under this contract, will attempt to resolve such complaints, and will take appropriate corrective action within a reasonable time. If the investigation indicates that the discrimination may affect persons other than the complainant, such corrective action shall include such other persons. Upon completion of each investigation, the contractor will inform every complainant of all of their avenues of appeal.

6. Training and Promotion:

a. The contractor will assist in locating, qualifying, and increasing the skills of minorities and women who are

applicants for employment or current employees. Such efforts should be aimed at developing full journey level status employees in the type of trade or job classification involved.

b. Consistent with the contractor's work force requirements and as permissible under Federal and State regulations, the contractor shall make full use of training programs, i.e., apprenticeship, and on-the-job training programs for the geographical area of contract performance. In the event a special provision for training is provided under this contract, this subparagraph will be superseded as indicated in the special provision. The contracting agency may reserve training positions for persons who receive welfare assistance in accordance with 23 U.S.C. 140(a).

c. The contractor will advise employees and applicants for employment of available training programs and entrance requirements for each.

d. The contractor will periodically review the training and promotion potential of employees who are minorities and women and will encourage eligible employees to apply for such training and promotion.

7. Unions: If the contractor relies in whole or in part upon unions as a source of employees, the contractor will use good faith efforts to obtain the cooperation of such unions to increase opportunities for minorities and women. Actions by the contractor, either directly or through a contractor's association acting as agent, will include the procedures set forth below:

a. The contractor will use good faith efforts to develop, in cooperation with the unions, joint training programs aimed toward qualifying more minorities and women for membership in the unions and increasing the skills of minorities and women so that they may qualify for higher paying employment.

b. The contractor will use good faith efforts to incorporate an EEO clause into each union agreement to the end that such union will be contractually bound to refer applicants without regard to their race, color, religion, sex, national origin, age or disability.

c. The contractor is to obtain information as to the referral practices and policies of the labor union except that to the extent such information is within the exclusive possession of the labor union and such labor union refuses to furnish such information to the contractor, the contractor shall so certify to the contracting agency and shall set forth what efforts have been made to obtain such information.

d. In the event the union is unable to provide the contractor with a reasonable flow of referrals within the time limit set forth in the collective bargaining agreement, the contractor will, through independent recruitment efforts, fill the employment vacancies without regard to race, color, religion, sex, national origin, age or disability; making full efforts to obtain qualified and/or qualifiable minorities and women. The failure of a union to provide sufficient referrals (even though it is obligated to provide exclusive referrals under the terms of a collective bargaining agreement) does not relieve the contractor from the requirements of this paragraph. In the event the union referral practice prevents the contractor from meeting the obligations pursuant to Executive Order 11246, as amended, and these special provisions, such contractor shall immediately notify the contracting agency.

8. Reasonable Accommodation for Applicants / Employees with Disabilities: The contractor must be familiar

with the requirements for and comply with the Americans with Disabilities Act and all rules and regulations established there under. Employers must provide reasonable accommodation in all employment activities unless to do so would cause an undue hardship.

9. Selection of Subcontractors, Procurement of Materials and Leasing of Equipment: The contractor shall not discriminate on the grounds of race, color, religion, sex, national origin, age or disability in the selection and retention of subcontractors, including procurement of materials and leases of equipment. The contractor shall take all necessary and reasonable steps to ensure nondiscrimination in the administration of this contract.

a. The contractor shall notify all potential subcontractors and suppliers and lessors of their EEO obligations under this contract.

b. The contractor will use good faith efforts to ensure subcontractor compliance with their EEO obligations.

10. Assurance Required by 49 CFR 26.13(b):

a. The requirements of 49 CFR Part 26 and the State DOT's U.S. DOT-approved DBE program are incorporated by reference.

b. The contractor or subcontractor shall not discriminate on the basis of race, color, national origin, or sex in the performance of this contract. The contractor shall carry out applicable requirements of 49 CFR Part 26 in the award and administration of DOT-assisted contracts. Failure by the contractor to carry out these requirements is a material breach of this contract, which may result in the termination of this contract or such other remedy as the contracting agency deems appropriate.

11. Records and Reports: The contractor shall keep such records as necessary to document compliance with the EEO requirements. Such records shall be retained for a period of three years following the date of the final payment to the contractor for all contract work and shall be available at reasonable times and places for inspection by authorized representatives of the contracting agency and the FHWA.

a. The records kept by the contractor shall document the following:

(1) The number and work hours of minority and non-minority group members and women employed in each work classification on the project;

(2) The progress and efforts being made in cooperation with unions, when applicable, to increase employment opportunities for minorities and women; and

(3) The progress and efforts being made in locating, hiring, training, qualifying, and upgrading minorities and women;

b. The contractors and subcontractors will submit an annual report to the contracting agency each July for the duration of the project, indicating the number of minority, women, and non-minority group employees currently engaged in each work classification required by the contract work. This information is to be reported on [Form FHWA-1391](#). The staffing data should represent the project work force on board in all or any part of the last payroll period preceding the end of July. If on-the-job training is being required by special provision, the contractor

will be required to collect and report training data. The employment data should reflect the work force on board during all or any part of the last payroll period preceding the end of July.

III. NONSEGREGATED FACILITIES

This provision is applicable to all Federal-aid construction contracts and to all related construction subcontracts of \$10,000 or more.

The contractor must ensure that facilities provided for employees are provided in such a manner that segregation on the basis of race, color, religion, sex, or national origin cannot result. The contractor may neither require such segregated use by written or oral policies nor tolerate such use by employee custom. The contractor's obligation extends further to ensure that its employees are not assigned to perform their services at any location, under the contractor's control, where the facilities are segregated. The term "facilities" includes waiting rooms, work areas, restaurants and other eating areas, time clocks, restrooms, washrooms, locker rooms, and other storage or dressing areas, parking lots, drinking fountains, recreation or entertainment areas, transportation, and housing provided for employees. The contractor shall provide separate or single-user restrooms and necessary dressing or sleeping areas to assure privacy between sexes.

IV. DAVIS-BACON AND RELATED ACT PROVISIONS

This section is applicable to all Federal-aid construction projects exceeding \$2,000 and to all related subcontracts and lower-tier subcontracts (regardless of subcontract size). The requirements apply to all projects located within the right-of-way of a roadway that is functionally classified as Federal-aid highway. This excludes roadways functionally classified as local roads or rural minor collectors, which are exempt. Contracting agencies may elect to apply these requirements to other projects.

The following provisions are from the U.S. Department of Labor regulations in 29 CFR 5.5 "Contract provisions and related matters" with minor revisions to conform to the FHWA-1273 format and FHWA program requirements.

1. Minimum wages

a. All laborers and mechanics employed or working upon the site of the work, will be paid unconditionally and not less often than once a week, and without subsequent deduction or rebate on any account (except such payroll deductions as are permitted by regulations issued by the Secretary of Labor under the Copeland Act (29 CFR part 3)), the full amount of wages and bona fide fringe benefits (or cash equivalents thereof) due at time of payment computed at rates not less than those contained in the wage determination of the Secretary of Labor which is attached hereto and made a part hereof, regardless of any contractual relationship which may be alleged to exist between the contractor and such laborers and mechanics.

Contributions made or costs reasonably anticipated for bona fide fringe benefits under section 1(b)(2) of the Davis-Bacon Act on behalf of laborers or mechanics are considered wages paid to such laborers or mechanics, subject to the provisions

of paragraph 1.d. of this section; also, regular contributions made or costs incurred for more than a weekly period (but not less often than quarterly) under plans, funds, or programs which cover the particular weekly period, are deemed to be constructively made or incurred during such weekly period. Such laborers and mechanics shall be paid the appropriate wage rate and fringe benefits on the wage determination for the classification of work actually performed, without regard to skill, except as provided in 29 CFR 5.5(a)(4). Laborers or mechanics performing work in more than one classification may be compensated at the rate specified for each classification for the time actually worked therein: Provided, That the employer's payroll records accurately set forth the time spent in each classification in which work is performed. The wage determination (including any additional classification and wage rates conformed under paragraph 1.b. of this section) and the Davis-Bacon poster (WH-1321) shall be posted at all times by the contractor and its subcontractors at the site of the work in a prominent and accessible place where it can be easily seen by the workers.

b.(1) The contracting officer shall require that any class of laborers or mechanics, including helpers, which is not listed in the wage determination and which is to be employed under the contract shall be classified in conformance with the wage determination. The contracting officer shall approve an additional classification and wage rate and fringe benefits therefore only when the following criteria have been met:

- (i) The work to be performed by the classification requested is not performed by a classification in the wage determination; and
- (ii) The classification is utilized in the area by the construction industry; and
- (iii) The proposed wage rate, including any bona fide fringe benefits, bears a reasonable relationship to the wage rates contained in the wage determination.

(2) If the contractor and the laborers and mechanics to be employed in the classification (if known), or their representatives, and the contracting officer agree on the classification and wage rate (including the amount designated for fringe benefits where appropriate), a report of the action taken shall be sent by the contracting officer to the Administrator of the Wage and Hour Division, Employment Standards Administration, U.S. Department of Labor, Washington, DC 20210. The Administrator, or an authorized representative, will approve, modify, or disapprove every additional classification action within 30 days of receipt and so advise the contracting officer or will notify the contracting officer within the 30-day period that additional time is necessary.

(3) In the event the contractor, the laborers or mechanics to be employed in the classification or their representatives, and the contracting officer do not agree on the proposed classification and wage rate (including the amount designated for fringe benefits, where appropriate), the contracting officer shall refer the questions, including the views of all interested parties and the recommendation of the contracting officer, to the Wage and Hour Administrator for determination. The Wage and Hour Administrator, or an authorized representative, will issue a determination within 30 days of receipt and so advise the contracting officer or

will notify the contracting officer within the 30-day period that additional time is necessary.

(4) The wage rate (including fringe benefits where appropriate) determined pursuant to paragraphs 1.b.(2) or 1.b.(3) of this section, shall be paid to all workers performing work in the classification under this contract from the first day on which work is performed in the classification.

c. Whenever the minimum wage rate prescribed in the contract for a class of laborers or mechanics includes a fringe benefit which is not expressed as an hourly rate, the contractor shall either pay the benefit as stated in the wage determination or shall pay another bona fide fringe benefit or an hourly cash equivalent thereof.

d. If the contractor does not make payments to a trustee or other third person, the contractor may consider as part of the wages of any laborer or mechanic the amount of any costs reasonably anticipated in providing bona fide fringe benefits under a plan or program. Provided, That the Secretary of Labor has found, upon the written request of the contractor, that the applicable standards of the Davis-Bacon Act have been met. The Secretary of Labor may require the contractor to set aside in a separate account assets for the meeting of obligations under the plan or program.

2. Withholding

The contracting agency shall upon its own action or upon written request of an authorized representative of the Department of Labor, withhold or cause to be withheld from the contractor under this contract, or any other Federal contract with the same prime contractor, or any other federally-assisted contract subject to Davis-Bacon prevailing wage requirements, which is held by the same prime contractor, so much of the accrued payments or advances as may be considered necessary to pay laborers and mechanics, including apprentices, trainees, and helpers, employed by the contractor or any subcontractor the full amount of wages required by the contract. In the event of failure to pay any laborer or mechanic, including any apprentice, trainee, or helper, employed or working on the site of the work, all or part of the wages required by the contract, the contracting agency may, after written notice to the contractor, take such action as may be necessary to cause the suspension of any further payment, advance, or guarantee of funds until such violations have ceased.

3. Payrolls and basic records

a. Payrolls and basic records relating thereto shall be maintained by the contractor during the course of the work and preserved for a period of three years thereafter for all laborers and mechanics working at the site of the work. Such records shall contain the name, address, and social security number of each such worker, his or her correct classification, hourly rates of wages paid (including rates of contributions or costs anticipated for bona fide fringe benefits or cash equivalents thereof of the types described in section 1(b)(2)(B) of the Davis-Bacon Act), daily and weekly number of hours worked, deductions made and actual wages paid. Whenever the Secretary of Labor has found under 29 CFR 5.5(a)(1)(iv) that the wages of any laborer or mechanic include the amount of any costs reasonably anticipated in providing benefits under a plan or program described in section 1(b)(2)(B) of the Davis-

Bacon Act, the contractor shall maintain records which show that the commitment to provide such benefits is enforceable, that the plan or program is financially responsible, and that the plan or program has been communicated in writing to the laborers or mechanics affected, and records which show the costs anticipated or the actual cost incurred in providing such benefits. Contractors employing apprentices or trainees under approved programs shall maintain written evidence of the registration of apprenticeship programs and certification of trainee programs, the registration of the apprentices and trainees, and the ratios and wage rates prescribed in the applicable programs.

b.(1) The contractor shall submit weekly for each week in which any contract work is performed a copy of all payrolls to the contracting agency. The payrolls submitted shall set out accurately and completely all of the information required to be maintained under 29 CFR 5.5(a)(3)(i), except that full social security numbers and home addresses shall not be included on weekly transmittals. Instead the payrolls shall only need to include an individually identifying number for each employee (e.g., the last four digits of the employee's social security number). The required weekly payroll information may be submitted in any form desired. Optional Form WH-347 is available for this purpose from the Wage and Hour Division Web site at <http://www.dol.gov/esa/whd/forms/wh347instr.htm> or its successor site. The prime contractor is responsible for the submission of copies of payrolls by all subcontractors. Contractors and subcontractors shall maintain the full social security number and current address of each covered worker, and shall provide them upon request to the contracting agency for transmission to the State DOT, the FHWA or the Wage and Hour Division of the Department of Labor for purposes of an investigation or audit of compliance with prevailing wage requirements. It is not a violation of this section for a prime contractor to require a subcontractor to provide addresses and social security numbers to the prime contractor for its own records, without weekly submission to the contracting agency..

(2) Each payroll submitted shall be accompanied by a "Statement of Compliance," signed by the contractor or subcontractor or his or her agent who pays or supervises the payment of the persons employed under the contract and shall certify the following:

(i) That the payroll for the payroll period contains the information required to be provided under §5.5 (a)(3)(ii) of Regulations, 29 CFR part 5, the appropriate information is being maintained under §5.5 (a)(3)(i) of Regulations, 29 CFR part 5, and that such information is correct and complete;

(ii) That each laborer or mechanic (including each helper, apprentice, and trainee) employed on the contract during the payroll period has been paid the full weekly wages earned, without rebate, either directly or indirectly, and that no deductions have been made either directly or indirectly from the full wages earned, other than permissible deductions as set forth in Regulations, 29 CFR part 3;

(iii) That each laborer or mechanic has been paid not less than the applicable wage rates and fringe benefits or cash equivalents for the classification of work performed, as specified in the applicable wage determination incorporated into the contract.

(3) The weekly submission of a properly executed certification set forth on the reverse side of Optional Form WH-347 shall satisfy the requirement for submission of the "Statement of Compliance" required by paragraph 3.b.(2) of this section.

(4) The falsification of any of the above certifications may subject the contractor or subcontractor to civil or criminal prosecution under section 1001 of title 18 and section 231 of title 31 of the United States Code.

c. The contractor or subcontractor shall make the records required under paragraph 3.a. of this section available for inspection, copying, or transcription by authorized representatives of the contracting agency, the State DOT, the FHWA, or the Department of Labor, and shall permit such representatives to interview employees during working hours on the job. If the contractor or subcontractor fails to submit the required records or to make them available, the FHWA may, after written notice to the contractor, the contracting agency or the State DOT, take such action as may be necessary to cause the suspension of any further payment, advance, or guarantee of funds. Furthermore, failure to submit the required records upon request or to make such records available may be grounds for debarment action pursuant to 29 CFR 5.12.

4. Apprentices and trainees

a. Apprentices (programs of the USDOL).

Apprentices will be permitted to work at less than the predetermined rate for the work they performed when they are employed pursuant to and individually registered in a bona fide apprenticeship program registered with the U.S. Department of Labor, Employment and Training Administration, Office of Apprenticeship Training, Employer and Labor Services, or with a State Apprenticeship Agency recognized by the Office, or if a person is employed in his or her first 90 days of probationary employment as an apprentice in such an apprenticeship program, who is not individually registered in the program, but who has been certified by the Office of Apprenticeship Training, Employer and Labor Services or a State Apprenticeship Agency (where appropriate) to be eligible for probationary employment as an apprentice.

The allowable ratio of apprentices to journeymen on the job site in any craft classification shall not be greater than the ratio permitted to the contractor as to the entire work force under the registered program. Any worker listed on a payroll at an apprentice wage rate, who is not registered or otherwise employed as stated above, shall be paid not less than the applicable wage rate on the wage determination for the classification of work actually performed. In addition, any apprentice performing work on the job site in excess of the ratio permitted under the registered program shall be paid not less than the applicable wage rate on the wage determination for the work actually performed. Where a contractor is performing construction on a project in a locality other than that in which its program is registered, the ratios and wage rates (expressed in percentages of the journeyman's hourly rate) specified in the contractor's or subcontractor's registered program shall be observed.

Every apprentice must be paid at not less than the rate specified in the registered program for the apprentice's level of progress, expressed as a percentage of the journeymen hourly

rate specified in the applicable wage determination. Apprentices shall be paid fringe benefits in accordance with the provisions of the apprenticeship program. If the apprenticeship program does not specify fringe benefits, apprentices must be paid the full amount of fringe benefits listed on the wage determination for the applicable classification. If the Administrator determines that a different practice prevails for the applicable apprentice classification, fringes shall be paid in accordance with that determination.

In the event the Office of Apprenticeship Training, Employer and Labor Services, or a State Apprenticeship Agency recognized by the Office, withdraws approval of an apprenticeship program, the contractor will no longer be permitted to utilize apprentices at less than the applicable predetermined rate for the work performed until an acceptable program is approved.

b. Trainees (programs of the USDOL).

Except as provided in 29 CFR 5.16, trainees will not be permitted to work at less than the predetermined rate for the work performed unless they are employed pursuant to and individually registered in a program which has received prior approval, evidenced by formal certification by the U.S. Department of Labor, Employment and Training Administration.

The ratio of trainees to journeymen on the job site shall not be greater than permitted under the plan approved by the Employment and Training Administration.

Every trainee must be paid at not less than the rate specified in the approved program for the trainee's level of progress, expressed as a percentage of the journeyman hourly rate specified in the applicable wage determination. Trainees shall be paid fringe benefits in accordance with the provisions of the trainee program. If the trainee program does not mention fringe benefits, trainees shall be paid the full amount of fringe benefits listed on the wage determination unless the Administrator of the Wage and Hour Division determines that there is an apprenticeship program associated with the corresponding journeyman wage rate on the wage determination which provides for less than full fringe benefits for apprentices. Any employee listed on the payroll at a trainee rate who is not registered and participating in a training plan approved by the Employment and Training Administration shall be paid not less than the applicable wage rate on the wage determination for the classification of work actually performed. In addition, any trainee performing work on the job site in excess of the ratio permitted under the registered program shall be paid not less than the applicable wage rate on the wage determination for the work actually performed.

In the event the Employment and Training Administration withdraws approval of a training program, the contractor will no longer be permitted to utilize trainees at less than the applicable predetermined rate for the work performed until an acceptable program is approved.

c. Equal employment opportunity. The utilization of apprentices, trainees and journeymen under this part shall be in conformity with the equal employment opportunity requirements of Executive Order 11246, as amended, and 29 CFR part 30.

d. Apprentices and Trainees (programs of the U.S. DOT).

Apprentices and trainees working under apprenticeship and skill training programs which have been certified by the Secretary of Transportation as promoting EEO in connection with Federal-aid highway construction programs are not subject to the requirements of paragraph 4 of this Section IV. The straight time hourly wage rates for apprentices and trainees under such programs will be established by the particular programs. The ratio of apprentices and trainees to journeymen shall not be greater than permitted by the terms of the particular program.

5. Compliance with Copeland Act requirements. The contractor shall comply with the requirements of 29 CFR part 3, which are incorporated by reference in this contract.

6. Subcontracts. The contractor or subcontractor shall insert Form FHWA-1273 in any subcontracts and also require the subcontractors to include Form FHWA-1273 in any lower tier subcontracts. The prime contractor shall be responsible for the compliance by any subcontractor or lower tier subcontractor with all the contract clauses in 29 CFR 5.5.

7. Contract termination: debarment. A breach of the contract clauses in 29 CFR 5.5 may be grounds for termination of the contract, and for debarment as a contractor and a subcontractor as provided in 29 CFR 5.12.

8. Compliance with Davis-Bacon and Related Act requirements. All rulings and interpretations of the Davis-Bacon and Related Acts contained in 29 CFR parts 1, 3, and 5 are herein incorporated by reference in this contract.

9. Disputes concerning labor standards. Disputes arising out of the labor standards provisions of this contract shall not be subject to the general disputes clause of this contract. Such disputes shall be resolved in accordance with the procedures of the Department of Labor set forth in 29 CFR parts 5, 6, and 7. Disputes within the meaning of this clause include disputes between the contractor (or any of its subcontractors) and the contracting agency, the U.S. Department of Labor, or the employees or their representatives.

10. Certification of eligibility.

a. By entering into this contract, the contractor certifies that neither it (nor he or she) nor any person or firm who has an interest in the contractor's firm is a person or firm ineligible to be awarded Government contracts by virtue of section 3(a) of the Davis-Bacon Act or 29 CFR 5.12(a)(1).

b. No part of this contract shall be subcontracted to any person or firm ineligible for award of a Government contract by virtue of section 3(a) of the Davis-Bacon Act or 29 CFR 5.12(a)(1).

c. The penalty for making false statements is prescribed in the U.S. Criminal Code, 18 U.S.C. 1001.

V. CONTRACT WORK HOURS AND SAFETY STANDARDS ACT

The following clauses apply to any Federal-aid construction contract in an amount in excess of \$100,000 and subject to the overtime provisions of the Contract Work Hours and Safety Standards Act. These clauses shall be inserted in addition to the clauses required by 29 CFR 5.5(a) or 29 CFR 4.6. As used in this paragraph, the terms laborers and mechanics include watchmen and guards.

1. Overtime requirements. No contractor or subcontractor contracting for any part of the contract work which may require or involve the employment of laborers or mechanics shall require or permit any such laborer or mechanic in any workweek in which he or she is employed on such work to work in excess of forty hours in such workweek unless such laborer or mechanic receives compensation at a rate not less than one and one-half times the basic rate of pay for all hours worked in excess of forty hours in such workweek.

2. Violation; liability for unpaid wages; liquidated damages. In the event of any violation of the clause set forth in paragraph (1.) of this section, the contractor and any subcontractor responsible therefor shall be liable for the unpaid wages. In addition, such contractor and subcontractor shall be liable to the United States (in the case of work done under contract for the District of Columbia or a territory, to such District or to such territory), for liquidated damages. Such liquidated damages shall be computed with respect to each individual laborer or mechanic, including watchmen and guards, employed in violation of the clause set forth in paragraph (1.) of this section, in the sum of \$10 for each calendar day on which such individual was required or permitted to work in excess of the standard workweek of forty hours without payment of the overtime wages required by the clause set forth in paragraph (1.) of this section.

3. Withholding for unpaid wages and liquidated damages. The FHWA or the contracting agency shall upon its own action or upon written request of an authorized representative of the Department of Labor withhold or cause to be withheld, from any moneys payable on account of work performed by the contractor or subcontractor under any such contract or any other Federal contract with the same prime contractor, or any other federally-assisted contract subject to the Contract Work Hours and Safety Standards Act, which is held by the same prime contractor, such sums as may be determined to be necessary to satisfy any liabilities of such contractor or subcontractor for unpaid wages and liquidated damages as provided in the clause set forth in paragraph (2.) of this section.

4. Subcontracts. The contractor or subcontractor shall insert in any subcontracts the clauses set forth in paragraph (1.) through (4.) of this section and also a clause requiring the subcontractors to include these clauses in any lower tier subcontracts. The prime contractor shall be responsible for compliance by any subcontractor or lower tier subcontractor with the clauses set forth in paragraphs (1.) through (4.) of this section.

VI. SUBLETTING OR ASSIGNING THE CONTRACT

This provision is applicable to all Federal-aid construction contracts on the National Highway System.

1. The contractor shall perform with its own organization contract work amounting to not less than 30 percent (or a greater percentage if specified elsewhere in the contract) of the total original contract price, excluding any specialty items designated by the contracting agency. Specialty items may be performed by subcontract and the amount of any such specialty items performed may be deducted from the total original contract price before computing the amount of work required to be performed by the contractor's own organization (23 CFR 635.116).

a. The term "perform work with its own organization" refers to workers employed or leased by the prime contractor, and equipment owned or rented by the prime contractor, with or without operators. Such term does not include employees or equipment of a subcontractor or lower tier subcontractor, agents of the prime contractor, or any other assignees. The term may include payments for the costs of hiring leased employees from an employee leasing firm meeting all relevant Federal and State regulatory requirements. Leased employees may only be included in this term if the prime contractor meets all of the following conditions:

(1) the prime contractor maintains control over the supervision of the day-to-day activities of the leased employees;

(2) the prime contractor remains responsible for the quality of the work of the leased employees;

(3) the prime contractor retains all power to accept or exclude individual employees from work on the project; and

(4) the prime contractor remains ultimately responsible for the payment of predetermined minimum wages, the submission of payrolls, statements of compliance and all other Federal regulatory requirements.

b. "Specialty Items" shall be construed to be limited to work that requires highly specialized knowledge, abilities, or equipment not ordinarily available in the type of contracting organizations qualified and expected to bid or propose on the contract as a whole and in general are to be limited to minor components of the overall contract.

2. The contract amount upon which the requirements set forth in paragraph (1) of Section VI is computed includes the cost of material and manufactured products which are to be purchased or produced by the contractor under the contract provisions.

3. The contractor shall furnish (a) a competent superintendent or supervisor who is employed by the firm, has full authority to direct performance of the work in accordance with the contract requirements, and is in charge of all construction operations (regardless of who performs the work) and (b) such other of its own organizational resources (supervision, management, and engineering services) as the contracting officer determines is necessary to assure the performance of the contract.

4. No portion of the contract shall be sublet, assigned or otherwise disposed of except with the written consent of the contracting officer, or authorized representative, and such consent when given shall not be construed to relieve the contractor of any responsibility for the fulfillment of the contract. Written consent will be given only after the contracting agency has assured that each subcontract is

evidenced in writing and that it contains all pertinent provisions and requirements of the prime contract.

5. The 30% self-performance requirement of paragraph (1) is not applicable to design-build contracts; however, contracting agencies may establish their own self-performance requirements.

VII. SAFETY: ACCIDENT PREVENTION

This provision is applicable to all Federal-aid construction contracts and to all related subcontracts.

1. In the performance of this contract the contractor shall comply with all applicable Federal, State, and local laws governing safety, health, and sanitation (23 CFR 635). The contractor shall provide all safeguards, safety devices and protective equipment and take any other needed actions as it determines, or as the contracting officer may determine, to be reasonably necessary to protect the life and health of employees on the job and the safety of the public and to protect property in connection with the performance of the work covered by the contract.

2. It is a condition of this contract, and shall be made a condition of each subcontract, which the contractor enters into pursuant to this contract, that the contractor and any subcontractor shall not permit any employee, in performance of the contract, to work in surroundings or under conditions which are unsanitary, hazardous or dangerous to his/her health or safety, as determined under construction safety and health standards (29 CFR 1926) promulgated by the Secretary of Labor, in accordance with Section 107 of the Contract Work Hours and Safety Standards Act (40 U.S.C. 3704).

3. Pursuant to 29 CFR 1926.3, it is a condition of this contract that the Secretary of Labor or authorized representative thereof, shall have right of entry to any site of contract performance to inspect or investigate the matter of compliance with the construction safety and health standards and to carry out the duties of the Secretary under Section 107 of the Contract Work Hours and Safety Standards Act (40 U.S.C.3704).

VIII. FALSE STATEMENTS CONCERNING HIGHWAY PROJECTS

This provision is applicable to all Federal-aid construction contracts and to all related subcontracts.

In order to assure high quality and durable construction in conformity with approved plans and specifications and a high degree of reliability on statements and representations made by engineers, contractors, suppliers, and workers on Federal-aid highway projects, it is essential that all persons concerned with the project perform their functions as carefully, thoroughly, and honestly as possible. Willful falsification, distortion, or misrepresentation with respect to any facts related to the project is a violation of Federal law. To prevent any misunderstanding regarding the seriousness of these and similar acts, Form FHWA-1022 shall be posted on each Federal-aid highway project (23 CFR 635) in one or more places where it is readily available to all persons concerned with the project:

18 U.S.C. 1020 reads as follows:

"Whoever, being an officer, agent, or employee of the United States, or of any State or Territory, or whoever, whether a person, association, firm, or corporation, knowingly makes any false statement, false representation, or false report as to the character, quality, quantity, or cost of the material used or to be used, or the quantity or quality of the work performed or to be performed, or the cost thereof in connection with the submission of plans, maps, specifications, contracts, or costs of construction on any highway or related project submitted for approval to the Secretary of Transportation; or

Whoever knowingly makes any false statement, false representation, false report or false claim with respect to the character, quality, quantity, or cost of any work performed or to be performed, or materials furnished or to be furnished, in connection with the construction of any highway or related project approved by the Secretary of Transportation; or

Whoever knowingly makes any false statement or false representation as to material fact in any statement, certificate, or report submitted pursuant to provisions of the Federal-aid Roads Act approved July 1, 1916, (39 Stat. 355), as amended and supplemented;

Shall be fined under this title or imprisoned not more than 5 years or both."

IX. IMPLEMENTATION OF CLEAN AIR ACT AND FEDERAL WATER POLLUTION CONTROL ACT

This provision is applicable to all Federal-aid construction contracts and to all related subcontracts.

By submission of this bid/proposal or the execution of this contract, or subcontract, as appropriate, the bidder, proposer, Federal-aid construction contractor, or subcontractor, as appropriate, will be deemed to have stipulated as follows:

1. That any person who is or will be utilized in the performance of this contract is not prohibited from receiving an award due to a violation of Section 508 of the Clean Water Act or Section 306 of the Clean Air Act.
2. That the contractor agrees to include or cause to be included the requirements of paragraph (1) of this Section X in every subcontract, and further agrees to take such action as the contracting agency may direct as a means of enforcing such requirements.

X. CERTIFICATION REGARDING DEBARMENT, SUSPENSION, INELIGIBILITY AND VOLUNTARY EXCLUSION

This provision is applicable to all Federal-aid construction contracts, design-build contracts, subcontracts, lower-tier subcontracts, purchase orders, lease agreements, consultant contracts or any other covered transaction requiring FHWA approval or that is estimated to cost \$25,000 or more – as defined in 2 CFR Parts 180 and 1200.

1. Instructions for Certification – First Tier Participants:

- a. By signing and submitting this proposal, the prospective first tier participant is providing the certification set out below.
- b. The inability of a person to provide the certification set out below will not necessarily result in denial of participation in this

covered transaction. The prospective first tier participant shall submit an explanation of why it cannot provide the certification set out below. The certification or explanation will be considered in connection with the department or agency's determination whether to enter into this transaction. However, failure of the prospective first tier participant to furnish a certification or an explanation shall disqualify such a person from participation in this transaction.

c. The certification in this clause is a material representation of fact upon which reliance was placed when the contracting agency determined to enter into this transaction. If it is later determined that the prospective participant knowingly rendered an erroneous certification, in addition to other remedies available to the Federal Government, the contracting agency may terminate this transaction for cause of default.

d. The prospective first tier participant shall provide immediate written notice to the contracting agency to whom this proposal is submitted if any time the prospective first tier participant learns that its certification was erroneous when submitted or has become erroneous by reason of changed circumstances.

e. The terms "covered transaction," "debarred," "suspended," "ineligible," "participant," "person," "principal," and "voluntarily excluded," as used in this clause, are defined in 2 CFR Parts 180 and 1200. "First Tier Covered Transactions" refers to any covered transaction between a grantee or subgrantee of Federal funds and a participant (such as the prime or general contract). "Lower Tier Covered Transactions" refers to any covered transaction under a First Tier Covered Transaction (such as subcontracts). "First Tier Participant" refers to the participant who has entered into a covered transaction with a grantee or subgrantee of Federal funds (such as the prime or general contractor). "Lower Tier Participant" refers any participant who has entered into a covered transaction with a First Tier Participant or other Lower Tier Participants (such as subcontractors and suppliers).

f. The prospective first tier participant agrees by submitting this proposal that, should the proposed covered transaction be entered into, it shall not knowingly enter into any lower tier covered transaction with a person who is debarred, suspended, declared ineligible, or voluntarily excluded from participation in this covered transaction, unless authorized by the department or agency entering into this transaction.

g. The prospective first tier participant further agrees by submitting this proposal that it will include the clause titled "Certification Regarding Debarment, Suspension, Ineligibility and Voluntary Exclusion-Lower Tier Covered Transactions," provided by the department or contracting agency, entering into this covered transaction, without modification, in all lower tier covered transactions and in all solicitations for lower tier covered transactions exceeding the \$25,000 threshold.

h. A participant in a covered transaction may rely upon a certification of a prospective participant in a lower tier covered transaction that is not debarred, suspended, ineligible, or voluntarily excluded from the covered transaction, unless it knows that the certification is erroneous. A participant is responsible for ensuring that its principals are not suspended, debarred, or otherwise ineligible to participate in covered transactions. To verify the eligibility of its principals, as well as the eligibility of any lower tier prospective participants, each participant may, but is not required to, check the Excluded Parties List System website (<https://www.epls.gov/>), which is compiled by the General Services Administration.

i. Nothing contained in the foregoing shall be construed to require the establishment of a system of records in order to render in good faith the certification required by this clause. The knowledge and information of the prospective participant is not required to exceed that which is normally possessed by a prudent person in the ordinary course of business dealings.

j. Except for transactions authorized under paragraph (f) of these instructions, if a participant in a covered transaction knowingly enters into a lower tier covered transaction with a person who is suspended, debarred, ineligible, or voluntarily excluded from participation in this transaction, in addition to other remedies available to the Federal Government, the department or agency may terminate this transaction for cause or default.

2. Certification Regarding Debarment, Suspension, Ineligibility and Voluntary Exclusion – First Tier Participants:

a. The prospective first tier participant certifies to the best of its knowledge and belief, that it and its principals:

- (1) Are not presently debarred, suspended, proposed for debarment, declared ineligible, or voluntarily excluded from participating in covered transactions by any Federal department or agency;
- (2) Have not within a three-year period preceding this proposal been convicted of or had a civil judgment rendered against them for commission of fraud or a criminal offense in connection with obtaining, attempting to obtain, or performing a public (Federal, State or local) transaction or contract under a public transaction; violation of Federal or State antitrust statutes or commission of embezzlement, theft, forgery, bribery, falsification or destruction of records, making false statements, or receiving stolen property;
- (3) Are not presently indicted for or otherwise criminally or civilly charged by a governmental entity (Federal, State or local) with commission of any of the offenses enumerated in paragraph (a)(2) of this certification; and
- (4) Have not within a three-year period preceding this application/proposal had one or more public transactions (Federal, State or local) terminated for cause or default.

b. Where the prospective participant is unable to certify to any of the statements in this certification, such prospective participant shall attach an explanation to this proposal.

2. Instructions for Certification - Lower Tier Participants:

(Applicable to all subcontracts, purchase orders and other lower tier transactions requiring prior FHWA approval or estimated to cost \$25,000 or more - 2 CFR Parts 180 and 1200)

a. By signing and submitting this proposal, the prospective lower tier is providing the certification set out below.

b. The certification in this clause is a material representation of fact upon which reliance was placed when this transaction was entered into. If it is later determined that the prospective lower tier participant knowingly rendered an erroneous certification, in addition to other remedies available to the Federal Government, the department, or agency with which

this transaction originated may pursue available remedies, including suspension and/or debarment.

c. The prospective lower tier participant shall provide immediate written notice to the person to which this proposal is submitted if at any time the prospective lower tier participant learns that its certification was erroneous by reason of changed circumstances.

d. The terms "covered transaction," "debarred," "suspended," "ineligible," "participant," "person," "principal," and "voluntarily excluded," as used in this clause, are defined in 2 CFR Parts 180 and 1200. You may contact the person to which this proposal is submitted for assistance in obtaining a copy of those regulations. "First Tier Covered Transactions" refers to any covered transaction between a grantee or subgrantee of Federal funds and a participant (such as the prime or general contract). "Lower Tier Covered Transactions" refers to any covered transaction under a First Tier Covered Transaction (such as subcontracts). "First Tier Participant" refers to the participant who has entered into a covered transaction with a grantee or subgrantee of Federal funds (such as the prime or general contractor). "Lower Tier Participant" refers any participant who has entered into a covered transaction with a First Tier Participant or other Lower Tier Participants (such as subcontractors and suppliers).

e. The prospective lower tier participant agrees by submitting this proposal that, should the proposed covered transaction be entered into, it shall not knowingly enter into any lower tier covered transaction with a person who is debarred, suspended, declared ineligible, or voluntarily excluded from participation in this covered transaction, unless authorized by the department or agency with which this transaction originated.

f. The prospective lower tier participant further agrees by submitting this proposal that it will include this clause titled "Certification Regarding Debarment, Suspension, Ineligibility and Voluntary Exclusion-Lower Tier Covered Transaction," without modification, in all lower tier covered transactions and in all solicitations for lower tier covered transactions exceeding the \$25,000 threshold.

g. A participant in a covered transaction may rely upon a certification of a prospective participant in a lower tier covered transaction that is not debarred, suspended, ineligible, or voluntarily excluded from the covered transaction, unless it knows that the certification is erroneous. A participant is responsible for ensuring that its principals are not suspended, debarred, or otherwise ineligible to participate in covered transactions. To verify the eligibility of its principals, as well as the eligibility of any lower tier prospective participants, each participant may, but is not required to, check the Excluded Parties List System website (<https://www.epls.gov/>), which is compiled by the General Services Administration.

h. Nothing contained in the foregoing shall be construed to require establishment of a system of records in order to render in good faith the certification required by this clause. The knowledge and information of participant is not required to exceed that which is normally possessed by a prudent person in the ordinary course of business dealings.

i. Except for transactions authorized under paragraph e of these instructions, if a participant in a covered transaction knowingly enters into a lower tier covered transaction with a person who is suspended, debarred, ineligible, or voluntarily excluded from participation in this transaction, in addition to other remedies available to the Federal Government, the

department or agency with which this transaction originated may pursue available remedies, including suspension and/or debarment.

* * * * *

Certification Regarding Debarment, Suspension, Ineligibility and Voluntary Exclusion--Lower Tier Participants:

1. The prospective lower tier participant certifies, by submission of this proposal, that neither it nor its principals is presently debarred, suspended, proposed for debarment, declared ineligible, or voluntarily excluded from participating in covered transactions by any Federal department or agency.

2. Where the prospective lower tier participant is unable to certify to any of the statements in this certification, such prospective participant shall attach an explanation to this proposal.

* * * * *

XI. CERTIFICATION REGARDING USE OF CONTRACT FUNDS FOR LOBBYING

This provision is applicable to all Federal-aid construction contracts and to all related subcontracts which exceed \$100,000 (49 CFR 20).

1. The prospective participant certifies, by signing and submitting this bid or proposal, to the best of his or her knowledge and belief, that:

a. No Federal appropriated funds have been paid or will be paid, by or on behalf of the undersigned, to any person for influencing or attempting to influence an officer or employee of any Federal agency, a Member of Congress, an officer or employee of Congress, or an employee of a Member of Congress in connection with the awarding of any Federal contract, the making of any Federal grant, the making of any Federal loan, the entering into of any cooperative agreement, and the extension, continuation, renewal, amendment, or modification of any Federal contract, grant, loan, or cooperative agreement.

b. If any funds other than Federal appropriated funds have been paid or will be paid to any person for influencing or attempting to influence an officer or employee of any Federal agency, a Member of Congress, an officer or employee of Congress, or an employee of a Member of Congress in connection with this Federal contract, grant, loan, or cooperative agreement, the undersigned shall complete and submit Standard Form-LLL, "Disclosure Form to Report Lobbying," in accordance with its instructions.

2. This certification is a material representation of fact upon which reliance was placed when this transaction was made or entered into. Submission of this certification is a prerequisite for making or entering into this transaction imposed by 31 U.S.C. 1352. Any person who fails to file the required certification shall be subject to a civil penalty of not less than \$10,000 and not more than \$100,000 for each such failure.

3. The prospective participant also agrees by submitting its bid or proposal that the participant shall require that the language of this certification be included in all lower tier subcontracts, which exceed \$100,000 and that all such recipients shall certify and disclose accordingly.

**ATTACHMENT A - EMPLOYMENT AND MATERIALS
PREFERENCE FOR APPALACHIAN DEVELOPMENT
HIGHWAY SYSTEM OR APPALACHIAN LOCAL ACCESS
ROAD CONTRACTS**

This provision is applicable to all Federal-aid projects funded under the Appalachian Regional Development Act of 1965.

1. During the performance of this contract, the contractor undertaking to do work which is, or reasonably may be, done as on-site work, shall give preference to qualified persons who regularly reside in the labor area as designated by the DOL wherein the contract work is situated, or the subregion, or the Appalachian counties of the State wherein the contract work is situated, except:

a. To the extent that qualified persons regularly residing in the area are not available.

b. For the reasonable needs of the contractor to employ supervisory or specially experienced personnel necessary to assure an efficient execution of the contract work.

c. For the obligation of the contractor to offer employment to present or former employees as the result of a lawful collective bargaining contract, provided that the number of nonresident persons employed under this subparagraph (1c) shall not exceed 20 percent of the total number of employees employed by the contractor on the contract work, except as provided in subparagraph (4) below.

2. The contractor shall place a job order with the State Employment Service indicating (a) the classifications of the laborers, mechanics and other employees required to perform the contract work, (b) the number of employees required in each classification, (c) the date on which the participant estimates such employees will be required, and (d) any other pertinent information required by the State Employment Service to complete the job order form. The job order may be placed with the State Employment Service in writing or by telephone. If during the course of the contract work, the information submitted by the contractor in the original job order is substantially modified, the participant shall promptly notify the State Employment Service.

3. The contractor shall give full consideration to all qualified job applicants referred to him by the State Employment Service. The contractor is not required to grant employment to any job applicants who, in his opinion, are not qualified to perform the classification of work required.

4. If, within one week following the placing of a job order by the contractor with the State Employment Service, the State Employment Service is unable to refer any qualified job applicants to the contractor, or less than the number requested, the State Employment Service will forward a certificate to the contractor indicating the unavailability of applicants. Such certificate shall be made a part of the contractor's permanent project records. Upon receipt of this certificate, the contractor may employ persons who do not normally reside in the labor area to fill positions covered by the certificate, notwithstanding the provisions of subparagraph (1c) above.

5. The provisions of 23 CFR 633.207(e) allow the contracting agency to provide a contractual preference for the use of mineral resource materials native to the Appalachian region.

6. The contractor shall include the provisions of Sections 1 through 4 of this Attachment A in every subcontract for work which is, or reasonably may be, done as on-site work.

**KENTUCKY TRANSPORTATION CABINET
DEPARTMENT OF HIGHWAYS**

**EMPLOYMENT REQUIREMENTS
RELATING TO
NONDISCRIMINATION OF EMPLOYEES
(APPLICABLE TO FEDERAL-AID SYSTEM CONTRACTS)**

**AN ACT OF THE KENTUCKY GENERAL ASSEMBLY
TO PREVENT DISCRIMINATION IN EMPLOYMENT**

**KRS CHAPTER 344
EFFECTIVE JUNE 16, 1972**

The contract on this project, in accordance with KRS Chapter 344, provides that during the performance of this contract, the contractor agrees as follows:

1. The contractor shall not fail or refuse to hire, or shall not discharge any individual, or otherwise discriminate against an individual with respect to his compensation, terms, conditions, or privileges of employment, because of such individual's race, color, religion, national origin, sex, disability or age (forty and above); or limit, segregate, or classify his employees in any way which would deprive or tend to deprive an individual of employment opportunities or otherwise adversely affect his status as an employee, because of such individual's race, color, religion, national origin, sex, disability or age forty (40) and over. The contractor agrees to post in conspicuous places, available to employees and applicants for employment, notices to be provided setting forth the provisions of this nondiscrimination clause.

2. The contractor shall not print or publish or cause to be printed or published a notice or advertisement relating to employment by such an employer or membership in or any classification or referral for employment by the employment agency, indicating any preference, limitation, specification, or discrimination, based on race, color, religion, national origin, sex, or age forty (40) and over, or because the person is a qualified individual with a disability, except that such a notice or advertisement may indicate a preference, limitation, or specification based on religion, national origin, sex, or age forty (40) and over, or because the person is a qualified individual with a disability, when religion, national origin, sex, or age forty (40) and over, or because the person is a qualified individual with a disability, is a bona fide occupational qualification for employment.

3. If the contractor is in control of apprenticeship or other training or retraining, including on-the-job training programs, he shall not discriminate against an individual because of his race, color, religion, national origin, sex, disability or age forty (40) and over, in admission to, or employment in any program established to provide apprenticeship or other training.

4. The contractor will send to each labor union or representative of workers with which he has a collective bargaining agreement or other contract or understanding, a notice to be provided advising the said labor union or workers' representative of the contractor's commitments under this section, and shall post copies of the notice in conspicuous places available to employees and applicants for employment. The contractor will take such action with respect to any subcontract or purchase order as the administering agency may direct as a means of enforcing such provisions, including sanctions for non-compliance.

Revised: January 25, 2017

Standard Title VI/Non-Discrimination Assurances

During the performance of this contract, the contractor, for itself, its assignees, and successors in interest (hereinafter referred to as the "contractor") agrees as follows:

1. **Compliance with Regulations:** The contractor (hereinafter includes consultants) will comply with the Acts and the Regulations relative to Non-discrimination in Federally-assisted programs of the U.S. Department of Transportation, **Federal Highway Administration**, as they may be amended from time to time, which are herein incorporated by reference and made a part of this contract.
2. **Non-discrimination:** The contractor, with regard to the work performed by it during the contract, will not discriminate on the grounds of race, color, or national origin in the selection and retention of subcontractors, including procurements of materials and leases of equipment. The contractor will not participate directly or indirectly in the discrimination prohibited by the Acts and the Regulations, including employment practices when the contract covers any activity, project, or program set forth in Appendix B of 49 CFR Part 21.
3. **Solicitations for Subcontracts, Including Procurements of Materials and Equipment:** In all solicitations, either by competitive bidding, or negotiation made by the contractor for work to be performed under a subcontract, including procurements of materials, or leases of equipment, each potential subcontractor or supplier will be notified by the contractor of the contractor's obligations under this contract and the Acts and the Regulations relative to Non-discrimination on the grounds of race, color, or national origin.
4. **Information and Reports:** The contractor will provide all information and reports required by the Acts, the Regulations, and directives issued pursuant thereto and will permit access to its books, records, accounts, other sources of information, and its facilities as may be determined by the Recipient or the **Federal Highway Administration** to be pertinent to ascertain compliance with such Acts, Regulations, and instructions. Where any information required of a contractor is in the exclusive possession of another who fails or refuses to furnish the information, the contractor will so certify to the Recipient or the **Federal Highway Administration**, as appropriate, and will set forth what efforts it has made to obtain the information.
5. **Sanctions for Noncompliance:** In the event of a contractor's noncompliance with the Non-discrimination provisions of this contract, the Recipient will impose such contract sanctions as it or the **Federal Highway Administration** may determine to be appropriate, including, but not limited to:
 - a. withholding payments to the contractor under the contract until the contractor complies; and/or
 - b. cancelling, terminating, or suspending a contract, in whole or in part.
6. **Incorporation of Provisions:** The contractor will include the provisions of paragraphs one through six in every subcontract, including procurements of materials and leases of equipment, unless exempt by the Acts, the Regulations and directives issued pursuant thereto. The contractor will take action with respect to any subcontract or procurement as the Recipient or the **Federal Highway Administration** may direct as a means of enforcing such provisions including sanctions for noncompliance. Provided, that if the contractor becomes involved in, or is threatened with litigation by a subcontractor, or supplier because of such direction, the contractor may request the Recipient to enter into any litigation to protect the interests of the Recipient. In addition, the contractor may request the United States to enter into the litigation to protect the interests of the United States.

Standard Title VI/Non-Discrimination Statutes and Authorities

During the performance of this contract, the contractor, for itself, its assignees, and successors in interest (hereinafter referred to as the “contractor”) agrees to comply with the following non-discrimination statutes and authorities; including but not limited to:

- Title VI of the Civil Rights Act of 1964 (42 U.S.C. § 2000d *et seq.*, 78 stat. 252), (prohibits discrimination on the basis of race, color, national origin); and 49 CFR Part 21;
- The Uniform Relocation Assistance and Real Property Acquisition Policies Act of 1970, (42 U.S.C. § 4601), (prohibits unfair treatment of persons displaced or whose property has been acquired because of Federal or Federal-aid programs and projects);
- Federal-Aid Highway Act of 1973, (23 U.S.C. § 324 *et seq.*), (prohibits discrimination on the basis of sex);
- Section 504 of the Rehabilitation Act of 1973, (29 U.S.C. § 794 *et seq.*), as amended, (prohibits discrimination on the basis of disability); and 49 CFR Part 27;
- The Age Discrimination Act of 1975, as amended, (42 U.S.C. § 6101 *et seq.*), (prohibits discrimination on the basis of age);
- Airport and Airway Improvement Act of 1982, (49 USC § 471, Section 47123), as amended, (prohibits discrimination based on race, creed, color, national origin, or sex);
- The Civil Rights Restoration Act of 1987, (PL 100-209), (Broadened the scope, coverage and applicability of Title VI of the Civil Rights Act of 1964, The Age Discrimination Act of 1975 and Section 504 of the Rehabilitation Act of 1973, by expanding the definition of the terms “programs or activities” to include all of the programs or activities of the Federal-aid recipients, sub-recipients and contractors, whether such programs or activities are Federally funded or not);
- Titles II and III of the Americans with Disabilities Act, which prohibit discrimination on the basis of disability in the operation of public entities, public and private transportation systems, places of public accommodation, and certain testing entities (42 U.S.C. §§ 12131 -- 12189) as implemented by Department of Transportation regulations at 49 C.F.R. parts 37 and 38;
- The Federal Aviation Administration’s Non-discrimination statute (49 U.S.C. § 47123) (prohibits discrimination on the basis of race, color, national origin, and sex);
- Executive Order 12898, Federal Actions to Address Environmental Justice in Minority Populations and Low-Income Populations, which ensures non-discrimination against minority populations by discouraging programs, policies, and activities with disproportionately high and adverse human health or environmental effects on minority and low-income populations;
- Executive Order 13166, Improving Access to Services for Persons with Limited English Proficiency, and resulting agency guidance, national origin discrimination includes discrimination because of limited English proficiency (LEP). To ensure compliance with Title VI, you must take reasonable steps to ensure that LEP persons have meaningful access to your programs (70 Fed. Reg. at 74087 to 74100);
- Title IX of the Education Amendments of 1972, as amended, which prohibits you from discriminating because of sex in education programs or activities (20 U.S.C. 1681 *et seq.*)

EXECUTIVE BRANCH CODE OF ETHICS

In the 1992 regular legislative session, the General Assembly passed and Governor Brereton Jones signed Senate Bill 63 (codified as KRS 11A), the Executive Branch Code of Ethics, which states, in part:

KRS 11A.040 (7) provides:

No present or former public servant shall, within six (6) months following termination of his office or employment, accept employment, compensation, or other economic benefit from any person or business that contracts or does business with, or is regulated by, the state in matters in which he was directly involved during the last thirty-six (36) months of his tenure. This provision shall not prohibit an individual from returning to the same business, firm, occupation, or profession in which he was involved prior to taking office or beginning his term of employment, or for which he received, prior to his state employment, a professional degree or license, provided that, for a period of six (6) months, he personally refrains from working on any matter in which he was directly involved during the last thirty-six (36) months of his tenure in state government. This subsection shall not prohibit the performance of ministerial functions, including but not limited to filing tax returns, filing applications for permits or licenses, or filing incorporation papers, nor shall it prohibit the former officer or public servant from receiving public funds disbursed through entitlement programs.

KRS 11A.040 (9) states:

A former public servant shall not represent a person or business before a state agency in a matter in which the former public servant was directly involved during the last thirty-six (36) months of his tenure, for a period of one (1) year after the latter of:

- a) The date of leaving office or termination of employment; or
- b) The date the term of office expires to which the public servant was elected.

This law is intended to promote public confidence in the integrity of state government and to declare as public policy the idea that state employees should view their work as a public trust and not as a way to obtain private benefits.

If you have worked for the executive branch of state government within the past six months, you may be subject to the law's prohibitions. The law's applicability may be different if you hold elected office or are contemplating representation of another before a state agency.

Also, if you are affiliated with a firm which does business with the state and which employs former state executive-branch employees, you should be aware that the law may apply to them.

In case of doubt, the law permits you to request an advisory opinion from the Executive Branch Ethics Commission, 3 Fountain Place, Frankfort, Kentucky 40601; telephone (502) 564-7954.

Revised: January 27, 2017

"General Decision Number: KY20210040 03/05/2021

Superseded General Decision Number: KY20200040

State: Kentucky

Construction Type: Highway

Counties: Allen, Ballard, Butler, Caldwell, Calloway, Carlisle, Christian, Crittenden, Daviess, Edmonson, Fulton, Graves, Hancock, Henderson, Hickman, Hopkins, Livingston, Logan, Lyon, Marshall, McCracken, McLean, Muhlenberg, Ohio, Simpson, Todd, Trigg, Union, Warren and Webster Counties in Kentucky.

HIGHWAY CONSTRUCTION PROJECTS (excluding tunnels, building structures in rest area projects & railroad construction; bascule, suspension & spandrel arch bridges designed for commercial navigation, bridges involving marine construction; and other major bridges).

Note: Under Executive Order (EO) 13658, an hourly minimum wage of \$10.95 for calendar year 2021 applies to all contracts subject to the Davis-Bacon Act for which the contract is awarded (and any solicitation was issued) on or after January 1, 2015. If this contract is covered by the EO, the contractor must pay all workers in any classification listed on this wage determination at least \$10.95 per hour (or the applicable wage rate listed on this wage determination, if it is higher) for all hours spent performing on the contract in calendar year 2021. If this contract is covered by the EO and a classification considered necessary for performance of work on the contract does not appear on this wage determination, the contractor must pay workers in that classification at least the wage rate determined through the conformance process set forth in 29 CFR 5.5(a)(1)(ii) (or the EO minimum wage rate, if it is higher than the conformed wage rate). The EO minimum wage rate will be adjusted annually. Please note that this EO applies to the above-mentioned types of contracts entered into by the federal government that are subject to the Davis-Bacon Act itself, but it does not apply to contracts subject only to the Davis-Bacon Related Acts, including those set forth at 29 CFR 5.1(a)(2)-(60). Additional information on contractor requirements and worker protections under the EO is available at www.dol.gov/whd/govcontracts.

Modification Number	Publication Date
0	01/01/2021
1	01/15/2021
2	03/05/2021

BRIN0004-002 06/01/2017

BALLARD, BUTLER, CALDWELL, CARLISLE, CRITTENDEN, DAVIESS, EDMONSON, FULTON, GRAVES, HANCOCK, HENDERSON, HICKMAN, HOPKINS, LIVINGSTON, LYON, MARSHALL, MCCRACKEN, MCLEAN, MUHLENBERG, OHIO, UNION, and WEBSTER COUNTIES

Rates Fringes

BRICKLAYER

Ballard, Caldwell, Carlisle, Crittenden, Fulton, Graves, Hickman, Livingston, Lyon, Marshall, and McCracken Counties.....	\$ 30.50	15.16
Butler, Edmonson, Hopkins, Muhlenberg, and Ohio Counties.....	\$ 26.80	12.38
Daviess, Hancock, Henderson, McLean, Union, and Webster Counties.....	\$ 30.00	15.16

BRTN0004-005 06/01/2017

ALLEN, CALLOWAY, CHRISTIAN, LOGAN, SIMPSON, TODD, TRIGG, and
WARREN COUNTIES

	Rates	Fringes
BRICKLAYER.....	\$ 26.80	12.38

CARP0357-002 04/01/2020

	Rates	Fringes
CARPENTER.....	\$ 29.81	19.92
DIVER.....	\$ 45.09	19.92
PILEDRIVERMAN.....	\$ 30.06	19.92

* ELEC0369-006 05/26/2020

BUTLER, EDMONSON, LOGAN, TODD & WARREN COUNTIES:

	Rates	Fringes
ELECTRICIAN.....	\$ 33.21	17.85

ELEC0429-001 01/01/2020

ALLEN & SIMPSON COUNTIES:

	Rates	Fringes
ELECTRICIAN.....	\$ 27.72	13.48

ELEC0816-002 06/30/2020

BALLARD, CALDWELL, CALLOWAY, CARLISLE, CHRISTIAN, CRITTENDEN,
FULTON (Except a 5 mile radius of City Hall in Fulton), GRAVES,
HICKMAN, LIVINGSTON, LYON, MARSHALL, MCCRACKEN & TRIGG COUNTIES:

	Rates	Fringes
ELECTRICIAN.....	\$ 34.06	25.50%+7.25

Cable spicers receive \$.25 per hour additional.

ELEC1701-003 01/01/2020

DAVISS, HANCOCK, HENDERSON, HOPKINS, MCLEAN, MUHLENBERG, OHIO,
UNION & WEBSTER COUNTIES:

	Rates	Fringes
ELECTRICIAN.....	\$ 31.52	30%+7.25
Cable spicers receive \$.25 per hour additional.		

ELEC1925-002 01/01/2021		

FULTON COUNTY (Up to a 5 mile radius of City Hall in Fulton):

	Rates	Fringes
CABLE SPLICER.....	\$ 26.10	14.77
ELECTRICIAN.....	\$ 25.60	14.75

ENGI0181-017 07/01/2020		

	Rates	Fringes
POWER EQUIPMENT OPERATOR		
GROUP 1.....	\$ 33.95	17.25
GROUP 2.....	\$ 31.09	17.25
GROUP 3.....	\$ 31.54	17.25
GROUP 4.....	\$ 30.77	17.25

OPERATING ENGINEER CLASSIFICATIONS

GROUP 1 - A-Frame Winch Truck; Auto Patrol; Backfiller; Batcher Plant; Bituminous Paver; Bituminous Transfer Machine; Boom Cat; Bulldozer; Mechanic; Cableway; Carry-All Scoop; Carry Deck Crane; Central Compressor Plant; Cherry Picker; Clamshell; Concrete Mixer (21 cu. ft. or Over); Concrete Paver; Truck-Mounted Concrete Pump; Core Drill; Crane; Crusher Plant; Derrick; Derrick Boat; Ditching & Trenching Machine; Dragline; Dredge Operator; Dredge Engineer; Elevating Grader & Loaders; Grade-All; Gurries; Heavy Equipment Robotics Operator/Mechanic; High Lift; Hoe-Type Machine; Hoist (Two or More Drums); Hoisting Engine (Two or More Drums); Horizontal Directional Drill Operator; Hydrocrane; Hyster; KeCal Loader; LeTourneau; Locomotive; Mechanic; Mechanically Operated Laser Screed; Mechanic Welder; Mucking Machine; Motor Scraper; Orangepeel Bucket; Overhead Crane; Piledriver; Power Blade; Pumpcrete; Push Dozer; Rock Spreader, attached to equipment; Rotary Drill; Roller (Bituminous); Rough Terrain Crane; Scarifier; Scoopmobile; Shovel; Side Boom; Subgrader; Tailboom; Telescoping Type Forklift; Tow or Push Boat; Tower Crane (French, German & other types); Tractor Shovel; Truck Crane; Tunnel Mining Machines, including Moles, Shields or similar types of Tunnel Mining Equipment

GROUP 2 - Air Compressor (Over 900 cu. ft. per min.); Bituminous Mixer; Boom Type Tamping Machine; Bull Float; Concrete Mixer (Under 21 cu. ft.); Dredge Engineer; Electric Vibrator; Compactor/Self-Propelled Compactor; Elevator (One Drum or Buck Hoist); Elevator (When used to Hoist Building Material); Finish Machine; Firemen & Hoist (One Drum); Flexplane; Forklift (Regardless of Lift Height); Form Grader; Joint Sealing Machine; Outboard Motor Boat; Power Sweeper (Riding Type); Roller (Rock); Ross Carrier; Skid Mounted or Trailer Mounted Concrete Pump; Skid Steer Machine with all Attachments; Switchman or Brakeman; Throttle Valve Person; Tractair & Road Widening Trencher; Tractor (50 H.P. or Over); Truck Crane Oiler; Tugger;

Welding Machine; Well Points;& Whirley Oiler

GROUP 3 -All Off Road Material Handling Equipment, including
Articulating Dump Trucks; Greaser on Grease Facilities
servicing Heavy Equipment

GROUP 4 - Bituminous Distributor; Burlap & Curing Machine;
Cement Gun; Concrete Saw; Conveyor; Deckhand Oiler; Grout
Pump; Hydraulic Post Driver; Hydro Seeder; Mud Jack; Oiler;
Paving Joint Machine; Power Form Handling Equipment; Pump;
Roller (Earth); Steerman; Tamping Machine; Tractor (Under
50 H.P.); & Vibrator

CRANES - with booms 150 ft. & Over (Including JIB), and where
the length of the boom in combination with the length of
the piling equals or exceeds 150 ft. - \$1.00 above Group 1
rate

EMPLOYEES ASSIGNED TO WORK BELOW GROUND LEVEL ARE TO BE PAID
10% ABOVE BASIC WAGE RATE. THIS DOES NOT APPLY TO OPEN CUT
WORK.

IRON0070-005 06/01/2020

BUTLER COUNTY (Eastern eighth, including the Townships of
Decker, Lee & Tilford);
EDMONSON COUNTY (Northern three-fourths, including the
Townships of Asphalt, Bee Spring, Brownsville, Grassland, Huff,
Kyrock, Lindseyville, Mammoth Cave, Ollie, Prosperity, Rhoda,
Sunfish & Sweden)

Rates Fringes

IRONWORKER

Structural; Ornamental;
Reinforcing; Precast
Concrete Erectors.....\$ 30.42 23.15

IRON0103-004 04/01/2020

DAVISS, HANCOCK, HENDERSON, HOPKINS, MCLEAN, OHIO, UNION &
WEBSTER COUNTIES
BUTLER COUNTY (Townships of Aberdeen, Bancok, Casey,
Dexterville, Dunbar, Elfie, Gilstrap, Huntsville, Logansport,
Monford, Morgantown, Provo, Rochester, South Hill & Welchs
Creek);
CALDWELL COUNTY (Northeastern third, including the Township of
Creswell);
CHRISTIAN COUNTY (Northern third, including the Townships of
Apex, Crofton, Kelly, Mannington & Wynns);
CRITTENDEN COUNTY (Northeastern half, including the Townships
of Grove, Mattoon, Repton, Shady Grove & Tribune);
MUHLENBERG COUNTY (Townships of Bavier, Beech Creek Junction,
Benton, Brennen, Browder, Central City, Cleaton, Depoy,
Drakesboro, Eunis, Graham, Hillside, Luzerne, Lynn City,
Martwick, McNary, Millport, Moorman, Nelson, Paradise,
Powderly, South Carrollton, Tarina & Weir)

Rates Fringes

Ironworkers:.....\$ 29.50 24.385

IRON0492-003 05/01/2020

ALLEN, LOGAN, SIMPSON, TODD & WARREN COUNTIES
 BUTLER COUNTY (Southern third, including the Townships of Boston, Berrys Lick, Dimple, Jetson, Quality, Sharer, Sugar Grove & Woodbury);
 CHRISTIAN COUNTY (Eastern two-thirds, including the Townships of Bennettstown, Casky, Herndon, Hopkinsville, Howell, Masonville, Pembroke & Thompsonville);
 EDMONSON COUNTY (Southern fourth, including the Townships of Chalybeate & Rocky Hill);
 MUHLENBERG COUNTY (Southern eighth, including the Townships of Dunnior, Penrod & Rosewood)

	Rates	Fringes
Ironworkers:.....	\$ 29.55	15.06

IRON0782-006 08/01/2020

BALLARD, CALLOWAY, CARLISLE, FULTON, GRAVES, HICKMAN, LIVINGSTON, LYON, MARSHALL, MCCRACKEN & TRIGG COUNTIES
 CALDWELL COUNTY (Southwestern two-thirds, including the Townships of Cedar Bluff, Cider, Claxton, Cobb, Crowtown, Dulaney, Farmersville, Fredonia, McGowan, Otter Pond & Princeton);
 CHRISTIAN COUNTY (Western third, Excluding the Townships of Apex, Crofton, Kelly, Mannington, Wynns, Bennettstown, Casky, Herndon, Hopkinsville, Howell, Masonville, Pembroke & Thompsonville);
 CRITTENDEN COUNTY (Southwestern half, including the Townships of Crayne, Dycusburg, Frances, Marion, Mexico, Midway, Sheridan & Told)

	Rates	Fringes
Ironworkers:		
Projects with a total contract cost of \$20,000,000.00 or above.....	\$ 30.13	25.17
All Other Work.....	\$ 28.54	23.75

LAB00189-005 07/01/2020

BALLARD, CALLOWAY, CARLISLE, FULTON, GRAVES, HICKMAN, LIVINGSTON, LYON, MARSHALL & MCCRACKEN COUNTIES

	Rates	Fringes
Laborers:		
GROUP 1.....	\$ 23.26	15.62
GROUP 2.....	\$ 23.51	15.62
GROUP 3.....	\$ 23.56	15.62
GROUP 4.....	\$ 24.16	15.62

LABORER CLASSIFICATIONS

GROUP 1 - Aging & Curing of Concrete; Asbestos Abatement Worker; Asphalt Plant; Asphalt; Batch Truck Dump; Carpenter Tender; Cement Mason Tender; Cleaning of Machines; Concrete; Demolition; Dredging; Environmental - Nuclear, Radiation, Toxic & Hazardous Waste - Level D; Flagperson;

Grade Checker; Hand Digging & Hand Back Filling; Highway
Marker Placer; Landscaping, Mesh Handler & Placer; Puddler;
Railroad; Rip-rap & Grouter; Right-of-Way; Sign, Guard Rail
& Fence Installer; Signal Person; Sound Barrier Installer;
Storm & Sanitary Sewer; Swamper; Truck Spotter & Dumper;
Wrecking of Concrete Forms; General Cleanup

GROUP 2 - Batter Board Man (Sanitary & Storm Sewer);
Brickmason Tender; Mortar Mixer Operator; Scaffold Builder;
Burner & Welder; Bushhammer; Chain Saw Operator; Concrete
Saw Operator; Deckhand Scow Man; Dry Cement Handler;
Environmental - Nuclear, Radiation, Toxic & Hazardous Waste
- Level C; Forklift Operator for Masonary; Form Setter;
Green Concrete Cutting; Hand Operated Grouter & Grinder
Machine Operator; Jackhammer; Pavement Breaker; Paving
Joint Machine; Pipelayer; Plastic Pipe Fusion; Power Driven
Georgia Buggy & Wheel Barrow; Power Post Hole Digger;
Precast Manhole Setter; Walk-Behind Tamper; Walk-Behind
Trencher; Sand Blaster; Concrete Chipper; Surface
Grinder; Vibrator Operator; Wagon Driller

GROUP 3 - Asphalt Luteman & Raker; Gunnite Nozzleman; Gunnite
Operator & Mixer; Grout Pump Operator; Blaster; Side Rail
Setter; Rail Paved Ditches; Screw Operator; Tunnel (Free
Air); Water Blaster

GROUP 4 - Caisson Worker (Free Air); Cement Finisher;
Environmental - Nuclear, Radiation, Toxic & Hazardous Waste
- Levels A & B; Miner & Driller (Free Air); Tunnel Blaster;
& Tunnel Mucker (Free Air); Directional & Horizontal
Boring; Air Track Drillers (All Types); Powdermen &
Blasters; Troxler & Concrete Tester if Laborer is Utilized

LAB00189-006 07/01/2020

ALLEN, BUTLER, CALDWELL, CHRISTIAN, DAVIESS, EDMONSON, HANCOCK,
HOPKINS, LOGAN, MCLEAN, MUHLENBERG, OHIO, SIMPSON, TODD, TRIGG
& WARREN COUNTIES

Rates Fringes

Laborers:

GROUP 1.....	\$ 23.26	15.62
GROUP 2.....	\$ 23.51	15.62
GROUP 3.....	\$ 23.56	15.62
GROUP 4.....	\$ 24.16	15.62

LABORER CLASSIFICATIONS

GROUP 1 - Aging & Curing of Concrete; Asbestos Abatement
Worker; Asphalt Plant; Asphalt; Batch Truck Dump; Carpenter
Tender; Cement Mason Tender; Cleaning of Machines;
Concrete; Demolition; Dredging; Environmental - Nuclear,
Radiation, Toxic & Hazardous Waste - Level D; Flagperson;
Grade Checker; Hand Digging & Hand Back Filling; Highway
Marker Placer; Landscaping, Mesh Handler & Placer; Puddler;
Railroad; Rip-rap & Grouter; Right-of-Way; Sign, Guard Rail
& Fence Installer; Signal Person; Sound Barrier Installer;
Storm & Sanitary Sewer; Swamper; Truck Spotter & Dumper;
Wrecking of Concrete Forms; General Cleanup

GROUP 2 - Batter Board Man (Sanitary & Storm Sewer);
Brickmason Tender; Mortar Mixer Operator; Scaffold Builder;

Burner & Welder; Bushhammer; Chain Saw Operator; Concrete Saw Operator; Deckhand Scow Man; Dry Cement Handler; Environmental - Nuclear, Radiation, Toxic & Hazardous Waste - Level C; Forklift Operator for Masonary; Form Setter; Green Concrete Cutting; Hand Operated Grouter & Grinder Machine Operator; Jackhammer; Pavement Breaker; Paving Joint Machine; Pipelayer; Plastic Pipe Fusion; Power Driven Georgia Buggy & Wheel Barrow; Power Post Hole Digger; Precast Manhole Setter; Walk-Behind Tamper; Walk-Behind Trencher; Sand Blaster; Concrete Chipper; Surface Grinder; Vibrator Operator; Wagon Driller

GROUP 3 - Asphalt Luteman & Raker; Gunnite Nozzleman; Gunnite Operator & Mixer; Grout Pump Operator; Blaster; Side Rail Setter; Rail Paved Ditches; Screw Operator; Tunnel (Free Air); Water Blaster

GROUP 4 - Caisson Worker (Free Air); Cement Finisher; Environmental - Nuclear, Radiation, Toxic & Hazardous Waste - Levels A & B; Miner & Driller (Free Air); Tunnel Blaster; & Tunnel Mucker (Free Air); Directional & Horizontal Boring; Air Track Drillers (All Types); Powdermen & Blasters; Troxler & Concrete Tester if Laborer is Utilized

LAB00561-001 07/01/2020

CRITTENDEN, HENDERSON, UNION & WEBSTER COUNTIES

	Rates	Fringes
Laborers:		
GROUP 1.....	\$ 23.66	16.10
GROUP 2.....	\$ 23.91	16.10
GROUP 3.....	\$ 23.96	16.10
GROUP 4.....	\$ 24.56	16.10

LABORER CLASSIFICATIONS

GROUP 1 - Aging & Curing of Concrete; Asbestos Abatement Worker; Asphalt Plant; Asphalt; Batch Truck Dump; Carpenter Tender; Cement Mason Tender; Cleaning of Machines; Concrete; Demolition; Dredging; Environmental - Nuclear, Radiation, Toxic & Hazardous Waste - Level D; Flagperson; Grade Checker; Hand Digging & Hand Back Filling; Highway Marker Placer; Landscaping, Mesh Handler & Placer; Puddler; Railroad; Rip-rap & Grouter; Right-of-Way; Sign, Guard Rail & Fence Installer; Signal Person; Sound Barrier Installer; Storm & Sanitary Sewer; Swamper; Truck Spotter & Dumper; Wrecking of Concrete Forms; General Cleanup

GROUP 2 - Batter Board Man (Sanitary & Storm Sewer); Brickmason Tender; Mortar Mixer Operator; Scaffold Builder; Burner & Welder; Bushhammer; Chain Saw Operator; Concrete Saw Operator; Deckhand Scow Man; Dry Cement Handler; Environmental - Nuclear, Radiation, Toxic & Hazardous Waste - Level C; Forklift Operator for Masonary; Form Setter; Green Concrete Cutting; Hand Operated Grouter & Grinder Machine Operator; Jackhammer; Pavement Breaker; Paving Joint Machine; Pipelayer; Plastic Pipe Fusion; Power Driven Georgia Buggy & Wheel Barrow; Power Post Hole Digger; Precast Manhole Setter; Walk-Behind Tamper; Walk-Behind Trencher; Sand Blaster; Concrete Chipper; Surface Grinder; Vibrator Operator; Wagon Driller

GROUP 3 - Asphalt Luteman & Raker; Gunnite Nozzleman; Gunnite Operator & Mixer; Grout Pump Operator; Blaster; Side Rail Setter; Rail Paved Ditches; Screw Operator; Tunnel (Free Air); Water Blaster

GROUP 4 - Caisson Worker (Free Air); Cement Finisher; Environmental - Nuclear, Radiation, Toxic & Hazardous Waste - Levels A & B; Miner & Driller (Free Air); Tunnel Blaster; & Tunnel Mucker (Free Air); Directional & Horizontal Boring; Air Track Drillers (All Types); Powdermen & Blasters; Troxler & Concrete Tester if Laborer is Utilized

PAIN0032-002 09/01/2020

BALLARD COUNTY

	Rates	Fringes
Painters:		
Bridges.....	\$ 35.01	17.93
All Other Work.....	\$ 32.71	17.93
Spray, Blast, Steam, High & Hazardous (Including Lead Abatement) and All Epoxy - \$1.00 Premium		

PAIN0118-003 06/01/2014

EDMONSON COUNTY:

	Rates	Fringes
Painters:		
Brush & Roller.....	\$ 18.50	11.97
Spray, Sandblast, Power Tools, Waterblast & Steam Cleaning.....	\$ 19.50	11.97

PAIN0156-006 04/01/2015

DAVISS, HANCOCK, HENDERSON, MCLEAN, OHIO, UNION & WEBSTER COUNTIES

	Rates	Fringes
Painters:		
BRIDGES		
GROUP 1.....	\$ 27.60	12.85
GROUP 2.....	\$ 27.85	12.85
GROUP 3.....	\$ 28.60	12.85
GROUP 4.....	\$ 29.60	12.85
ALL OTHER WORK:		
GROUP 1.....	\$ 26.45	12.85
GROUP 2.....	\$ 26.70	12.85
GROUP 3.....	\$ 27.45	12.85
GROUP 4.....	\$ 28.45	12.85

PAINTER CLASSIFICATIONS

GROUP 1 - Brush & Roller

GROUP 2 - Plasterers

GROUP 3 - Spray; Sandblast; Power Tools; Waterblast;
Steamcleaning; Brush & Roller of Mastics, Creosotes, Kwinch
Koate & Coal Tar Epoxy

GROUP 4 - Spray of Mastics, Creosotes, Kwinch Koate & Coal
Tar Epoxy

PAIN0500-002 06/01/2020

CALDWELL, CALLOWAY, CARLISLE, CHRISTIAN, CRITTENDEN, FULTON,
GRAVES, HICKMAN, HOPKINS, LIVINGSTON, LYON, MARSHALL, MCCRACKEN
& TRIGG COUNTIES:

	Rates	Fringes
Painters:		
Bridges.....	\$ 27.75	15.10
All Other Work.....	\$ 21.50	15.10

Waterblasting units with 3500 PSI and above - \$.50 premium
Spraypainting and all abrasive blasting - \$1.00 premium
Work 40 ft. and above ground level - \$1.00 premium

PLUM0184-002 07/01/2018

BALLARD, CALDWELL, CALLOWAY, CARLISLE, CHRISTIAN, CRITTENDEN,
FULTON, GRAVES, HICKMAN, LIVINGSTON, LYON, MARSHALL, MCCRACKEN
and TRIGG COUNTIES

	Rates	Fringes
Plumber; Steamfitter.....	\$ 35.06	18.18

PLUM0502-004 08/01/2020

ALLEN, BUTLER, EDMONSON, SIMPSON & WARREN

	Rates	Fringes
Plumber; Steamfitter.....	\$ 36.92	20.78

PLUM0633-002 07/01/2020

DAVISS, HANCOCK, HENDERSON, HOPKINS, LOGAN, MCLEAN,
MUHLENBERG, OHIO, TODD, UNION & WEBSTER COUNTIES:

	Rates	Fringes
PLUMBER/PIPEFITTER.....	\$ 32.17	19.30

TEAM0089-003 04/01/2020

ALLEN, BUTLER, EDMONSON, LOGAN, SIMPSON & WARREN COUNTIES

	Rates	Fringes
Truck drivers:		
Zone 1:		
Group 1.....	\$ 20.82	23.49
Group 2.....	\$ 21.00	23.49

Group 3.....	\$ 21.08	23.49
Group 4.....	\$ 21.10	23.49

GROUP 1 - Greaser; Tire Changer

GROUP 2 - Truck Mechanic; Single Axle Dump; Flat Bed; All Terrain Vehicles when used to haul materials; Semi Trailer or Pole Trailer when used to pull building materials and equipment; Tandem Axle Dump; Driver of Distributors

GROUP 3 - Mixer All Types

GROUP 4 - Winch and A-Frame when used in transporting materials; Ross Carrier; Fork Lift when used to transport building materials; Driver on Pavement Breaker; Euclid and Other Heavy Earth Moving Equipment; Low Boy; Articulator Cat; Five Axle Vehicle

TEAM0215-003 04/01/2020

DAVISS, HANCOCK, HENDERSON, HOPKINS, MCLEAN, MUHLENBERG, OHIO & WEBSTER COUNTIES

	Rates	Fringes
TRUCK DRIVER		
Group 1.....	\$ 22.45	23.49
Group 2.....	\$ 22.68	23.49
Group 3.....	\$ 22.75	23.49
Group 4.....	\$ 22.76	23.49

GROUP 1: Greaser, Tire Changer

GROUP 2: Truck Mechanic

GROUP 3: Single Axle Dump; Flat Bed; All Terrain Vehicle when used to haul materials; Semi Trailer or Pole Trailer when used to pull building materials and equipment; Tandem Axle Dump; Driver of Distributors; Mixer All Types

GROUP 4: Euclid and other heavy earth moving equipment; Low Boy; Articulator Cat; 5 Axle Vehicle; Winch and A- Frame when used in transporting materials; Ross Carrier; Fork Lift when used to transport building materials; Driver on Pavement Breaker

TEAM0236-001 04/01/2020

BALLARD, CALDWELL, CALLOWAY, CARLISLE, CHRISTIAN, CRITTENDEN, FULTON, GRAVES, HICKMAN, LIVINGSTON, LYON, MARSHALL, MCCracken, TODD & TRIGG COUNTIES

	Rates	Fringes
TRUCK DRIVER		
Group 1.....	\$ 20.82	23.49
Group 2.....	\$ 21.00	23.49
Group 3.....	\$ 21.00	23.49
Group 4.....	\$ 21.00	23.49
Group 5.....	\$ 21.08	23.49

GROUP 1: Greaser, Tire Changer

GROUP 2: Truck Mechanic

GROUP 3: Single Axle Dump; Flat Bed; All Terrain Vehicle when used to haul materials; Semi Trailer or Pole Trailer when used to pull building materials and equipment; Tandem Axle Dump; Drivers of Distributors

GROUP 4: Euclid and other heavy earth moving equipment; Low Boy; Articulator Cat; Five Axle Vehicle; Winch and A-Frame when used in transporting materials; Ross Carrier

GROUP 5: Mixer All Types

WELDERS - Receive rate prescribed for craft performing operation to which welding is incidental.

=====
Note: Executive Order (EO) 13706, Establishing Paid Sick Leave for Federal Contractors applies to all contracts subject to the Davis-Bacon Act for which the contract is awarded (and any solicitation was issued) on or after January 1, 2017. If this contract is covered by the EO, the contractor must provide employees with 1 hour of paid sick leave for every 30 hours they work, up to 56 hours of paid sick leave each year. Employees must be permitted to use paid sick leave for their own illness, injury or other health-related needs, including preventive care; to assist a family member (or person who is like family to the employee) who is ill, injured, or has other health-related needs, including preventive care; or for reasons resulting from, or to assist a family member (or person who is like family to the employee) who is a victim of, domestic violence, sexual assault, or stalking. Additional information on contractor requirements and worker protections under the EO is available at www.dol.gov/whd/govcontracts.

Unlisted classifications needed for work not included within the scope of the classifications listed may be added after award only as provided in the labor standards contract clauses (29CFR 5.5 (a) (1) (ii)).

The body of each wage determination lists the classification and wage rates that have been found to be prevailing for the cited type(s) of construction in the area covered by the wage determination. The classifications are listed in alphabetical order of ""identifiers"" that indicate whether the particular rate is a union rate (current union negotiated rate for local), a survey rate (weighted average rate) or a union average rate (weighted union average rate).

Union Rate Identifiers

A four letter classification abbreviation identifier enclosed in dotted lines beginning with characters other than ""SU"" or ""UAVG"" denotes that the union classification and rate were prevailing for that classification in the survey. Example: PLUM0198-005 07/01/2014. PLUM is an abbreviation identifier of

the union which prevailed in the survey for this classification, which in this example would be Plumbers. 0198 indicates the local union number or district council number where applicable, i.e., Plumbers Local 0198. The next number, 005 in the example, is an internal number used in processing the wage determination. 07/01/2014 is the effective date of the most current negotiated rate, which in this example is July 1, 2014.

Union prevailing wage rates are updated to reflect all rate changes in the collective bargaining agreement (CBA) governing this classification and rate.

Survey Rate Identifiers

Classifications listed under the ""SU"" identifier indicate that no one rate prevailed for this classification in the survey and the published rate is derived by computing a weighted average rate based on all the rates reported in the survey for that classification. As this weighted average rate includes all rates reported in the survey, it may include both union and non-union rates. Example: SULA2012-007 5/13/2014. SU indicates the rates are survey rates based on a weighted average calculation of rates and are not majority rates. LA indicates the State of Louisiana. 2012 is the year of survey on which these classifications and rates are based. The next number, 007 in the example, is an internal number used in producing the wage determination. 5/13/2014 indicates the survey completion date for the classifications and rates under that identifier.

Survey wage rates are not updated and remain in effect until a new survey is conducted.

Union Average Rate Identifiers

Classification(s) listed under the UAVG identifier indicate that no single majority rate prevailed for those classifications; however, 100% of the data reported for the classifications was union data. EXAMPLE: UAVG-OH-0010 08/29/2014. UAVG indicates that the rate is a weighted union average rate. OH indicates the state. The next number, 0010 in the example, is an internal number used in producing the wage determination. 08/29/2014 indicates the survey completion date for the classifications and rates under that identifier.

A UAVG rate will be updated once a year, usually in January of each year, to reflect a weighted average of the current negotiated/CBA rate of the union locals from which the rate is based.

WAGE DETERMINATION APPEALS PROCESS

1.) Has there been an initial decision in the matter? This can be:

- * an existing published wage determination
- * a survey underlying a wage determination
- * a Wage and Hour Division letter setting forth a position on a wage determination matter
- * a conformance (additional classification and rate) ruling

On survey related matters, initial contact, including requests for summaries of surveys, should be with the Wage and Hour Regional Office for the area in which the survey was conducted because those Regional Offices have responsibility for the Davis-Bacon survey program. If the response from this initial contact is not satisfactory, then the process described in 2.) and 3.) should be followed.

With regard to any other matter not yet ripe for the formal process described here, initial contact should be with the Branch of Construction Wage Determinations. Write to:

Branch of Construction Wage Determinations
Wage and Hour Division
U.S. Department of Labor
200 Constitution Avenue, N.W.
Washington, DC 20210

2.) If the answer to the question in 1.) is yes, then an interested party (those affected by the action) can request review and reconsideration from the Wage and Hour Administrator (See 29 CFR Part 1.8 and 29 CFR Part 7). Write to:

Wage and Hour Administrator
U.S. Department of Labor
200 Constitution Avenue, N.W.
Washington, DC 20210

The request should be accompanied by a full statement of the interested party's position and by any information (wage payment data, project description, area practice material, etc.) that the requestor considers relevant to the issue.

3.) If the decision of the Administrator is not favorable, an interested party may appeal directly to the Administrative Review Board (formerly the Wage Appeals Board). Write to:

Administrative Review Board
U.S. Department of Labor
200 Constitution Avenue, N.W.
Washington, DC 20210

4.) All decisions by the Administrative Review Board are final.

=====

END OF GENERAL DECISION"

Fringe benefit amounts are applicable for all hours worked except when otherwise noted.

No laborer, workman or mechanic shall be paid at a rate less than that of a Journeyman except those classified as bona fide apprentices.

Apprentices or trainees shall be permitted to work as such subject to Administrative Regulations adopted by the Commissioner of Workplace Standards. Copies of these regulations will be furnished upon request from any interested person.

Before using apprentices on the job the contractor shall present to the Contracting Officer written evidence of registration of such employees in a program of a State apprenticeship and training agency approved and recognized by the U. S. Bureau of Apprenticeship and Training. In the absence of such a State agency, the contractor shall submit evidence of approval and registration by the U. S. Bureau of Apprenticeship and Training.

The contractor shall submit to the Contracting Officer, written evidence of the established apprenticeship-journeyman ratios and wage rates in the project area, which will be the basis for establishing such ratios and rates for the project under the applicable contract provisions.

TO: EMPLOYERS/EMPLOYEES

PREVAILING WAGE SCHEDULE:

The wages indicated on this wage schedule are the least permitted to be paid for the occupations indicated. When an employee works in more than one classification, the employer must record the number of hours worked in each classification at the prescribed hourly base rate.

OVERTIME:

Overtime is to be paid to an employee at a rate not less than one and one-half times the basic rate of pay for all hours worked in excess of forty (40) hours in such workweek. Wage violations or questions should be directed to the designated Engineer or the undersigned.

Director
Division of Construction Procurement
Frankfort, Kentucky 40622
502-564-3500

**NOTICE OF REQUIREMENT FOR AFFIRMATIVE ACTION
TO ENSURE EQUAL EMPLOYMENT OPPORTUNITY
(Executive Order 11246)**

1. The Offeror's or Bidder's attention is called to the "Equal Opportunity Clause" and the "Standard Federal Equal Employment Specifications" set forth herein.
2. The goals and timetables for minority and female participation, expressed in percentage terms for the Contractor's aggregate work force in each trade on all construction work in the covered area, are as follows:

GOALS FOR MINORITY PARTICIPATION IN EACH TRADE	GOALS FOR FEMALE PARTICIPATION IN EACH TRADE
18.2%	6.9%

These goals are applicable to all the Contractor's construction work (whether or not it is Federal or federally-assisted) performed in the covered area. If the contractor performs construction work in a geographical area located outside of the covered area, it shall apply the goals established for such geographical area where the work is actually performed. With regard to this second area, the contractor also is subject to the goals for both its federally involved and non-federally involved construction.

The Contractor's compliance with the Executive Order and the regulations in CFR Part 60-4 shall be based on its implementation of the Equal Opportunity Clause, specific affirmative action obligations required by the specifications set forth in 41 CFR 60-4, 3(a), and its efforts to meet the goals. The hours of minority and female employment and training must be substantially uniform throughout the length of the contract, and in each trade, and the contractor shall make a good faith effort to employ minorities and women evenly on each of its projects. The transfer of minority or female employees or trainees from Contractor to Contractor or from project to project for the sole purpose of meeting the Contractor's goals shall be a violation of the contract, the Executive Order and the regulations in 41 CFR Part 60-4. Compliance with the goals will be measured against the total work hours performed.

3. The Contractor shall provide written notification to the Director of the Office of Federal Contract Compliance Programs within ten (10) working days of award of any construction subcontract in excess of \$10,000.00 at any tier for construction work under the contract resulting from this solicitation. The notification shall list the name, address and telephone number of the subcontractor; employer identification number of the subcontractor; estimated dollar amount of the subcontract; estimated starting and completion dates of the subcontract; and the geographical area in which the subcontract is to be performed. The notification shall be mailed to:

**Evelyn Teague, Regional Director
Office of Federal Contract Compliance Programs
61 Forsyth Street, SW, Suite 7B75
Atlanta, Georgia 30303-8609**

4. As used in this Notice, and in the contract resulting from this solicitation, the "**covered area**" is Christian County.

PART IV
INSURANCE

Refer to
Kentucky Standard Specifications for Road and Bridge Construction,
current edition

PART V
BID ITEMS

PROPOSAL BID ITEMS

215212

Page 1 of 2

Report Date 9/27/21

Section: 0001 - PAVING

LINE	BID CODE	ALT	DESCRIPTION	QUANTITY	UNIT	UNIT PRIC	FP	AMOUNT
0010	00003		CRUSHED STONE BASE	1,030.00	TON		\$	
0020	00078		CRUSHED AGGREGATE SIZE NO 2	1,103.00	TON		\$	
0030	00190		LEVELING & WEDGING PG64-22	35.00	TON		\$	
0040	00214		CL3 ASPH BASE 1.00D PG64-22	600.00	TON		\$	
0050	00324		CL3 ASPH SURF 0.50B PG64-22	206.00	TON		\$	
0060	00356		ASPHALT MATERIAL FOR TACK	2.00	TON		\$	
0070	02602		FABRIC-GEOTEXTILE CLASS 1	1,598.00	SQYD		\$	
0080	02604		FABRIC-GEOTEXTILE CLASS 1A	1,598.00	SQYD		\$	
0090	02676		MOBILIZATION FOR MILL & TEXT	1.00	LS		\$	
0100	02677		ASPHALT PAVE MILLING & TEXTURING	17.00	TON		\$	

Section: 0002 - ROADWAY

LINE	BID CODE	ALT	DESCRIPTION	QUANTITY	UNIT	UNIT PRIC	FP	AMOUNT
0110	00521		STORM SEWER PIPE-15 IN	150.00	LF		\$	
0120	01390		METAL END SECTION TY 3-15 IN	1.00	EACH		\$	
0130	01487		CURB BOX INLET TYPE F	4.00	EACH		\$	
0140	01545		DROP BOX INLET TYPE 11 MOD	1.00	EACH		\$	
0150	01719		ADJUST INLET	2.00	EACH		\$	
0160	01810		STANDARD CURB AND GUTTER	600.00	LF		\$	
0170	01875		STANDARD HEADER CURB	60.50	LF		\$	
0180	01876		STANDARD HEADER CURB MOD	8.20	LF		\$	
0190	01987		DELINEATOR FOR GUARDRAIL BI DIRECTIONAL WHITE	6.00	EACH		\$	
0200	01990		DELINEATOR FOR BARRIER WALL-B/W	6.00	EACH		\$	
0210	02230		EMBANKMENT IN PLACE	1,130.00	CUYD		\$	
0220	02231		STRUCTURE GRANULAR BACKFILL	2,855.00	CUYD		\$	
0230	02351		GUARDRAIL-STEEL W BEAM-S FACE	112.50	LF		\$	
0240	02360		GUARDRAIL TERMINAL SECTION NO 1	2.00	EACH		\$	
0250	02367		GUARDRAIL END TREATMENT TYPE 1	2.00	EACH		\$	
0260	02429		RIGHT-OF-WAY MONUMENT TYPE 1	9.00	EACH		\$	
0270	02432		WITNESS POST	2.00	EACH		\$	
0280	02483		CHANNEL LINING CLASS II	5.00	TON		\$	
0290	02545		CLEARING AND GRUBBING Less than 1 acre	1.00	LS		\$	
0300	02555		CONCRETE-CLASS B	25.60	CUYD		\$	
0310	02585		EDGE KEY	121.00	LF		\$	
0320	02602		FABRIC-GEOTEXTILE CLASS 1	8.00	SQYD		\$	
0330	02611		HANDRAIL-TYPE A-1	99.50	LF		\$	
0340	02650		MAINTAIN & CONTROL TRAFFIC	1.00	LS		\$	
0350	02671		PORTABLE CHANGEABLE MESSAGE SIGN	2.00	EACH		\$	
0360	02720		SIDEWALK-4 IN CONCRETE	184.10	SQYD		\$	
0370	02726		STAKING	1.00	LS		\$	
0380	02731		REMOVE STRUCTURE	1.00	LS		\$	
0390	06514		PAVE STRIPING-PERM PAINT-4 IN	1,358.00	LF		\$	
0400	06566		PAVE MARKING-THERMO X-WALK-12 IN	150.00	LF		\$	

PROPOSAL BID ITEMS

215212

Page 2 of 2

Report Date 9/27/21

LINE	BID CODE	ALT	DESCRIPTION	QUANTITY	UNIT	UNIT PRIC	FP	AMOUNT
0410	21415ND		EROSION CONTROL	1.00	LS		\$	
0420	21476ED		SNOW FENCE	1,610.00	LF		\$	
0430	22692NS714		PAVEMENT MARKING-THERMO LETTERS	2.00	EACH		\$	
0440	23158ES505		DETECTABLE WARNINGS	39.00	SQFT		\$	
0450	23822EC		CORED HOLE DRAINAGE BOX CON-15 IN	2.00	EACH		\$	
0460	24489EC		INLAID PAVEMENT MARKER	12.00	EACH		\$	
0470	25078ED		THRIE BEAM GUARDRAIL TRANSITION TL-3	4.00	EACH		\$	

Section: 0003 - BRIDGE - 024B00112N

LINE	BID CODE	ALT	DESCRIPTION	QUANTITY	UNIT	UNIT PRIC	FP	AMOUNT
0480	02612		HANDRAIL-TYPE A-2	50.00	LF		\$	
0490	03299		ARMORED EDGE FOR CONCRETE	121.00	LF		\$	
0500	04797		CONDUIT-3 IN	385.00	LF		\$	
0510	08002		STRUCTURE EXCAV-SOLID ROCK	180.00	CUYD		\$	
0520	08003		FOUNDATION PREPARATION	1.00	LS		\$	
0530	08020		CRUSHED AGGREGATE SLOPE PROT	97.00	TON		\$	
0540	08100		CONCRETE-CLASS A	960.70	CUYD		\$	
0550	08104		CONCRETE-CLASS AA	157.00	CUYD		\$	
0560	08150		STEEL REINFORCEMENT	121,933.00	LB		\$	
0570	08151		STEEL REINFORCEMENT-EPOXY COATED	28,766.00	LB		\$	
0580	23378EC		CONCRETE SEALING	11,565.00	SQFT		\$	
0590	23963EC		PPC I-BEAM TYPE HN 36-49	555.00	LF		\$	
0600	24580EC		CHAIN LINK FENCE As detailed in the plans	189.00	LF		\$	
0610	24684EN		RAIL SYSTEM TYPE 4	97.00	LF		\$	
0620	25028ED		RAIL SYSTEM SINGLE SLOPE - 40 IN	97.00	LF		\$	

Section: 0004 - DEMOBILIZATION &/OR MOBILIZATION

LINE	BID CODE	ALT	DESCRIPTION	QUANTITY	UNIT	UNIT PRIC	FP	AMOUNT
0630	02568		MOBILIZATION	1.00	LS		\$	
0640	02569		DEMOBILIZATION	1.00	LS		\$	