



**CALL NO. 100**

**CONTRACT ID. 231029**

**BOONE COUNTY**

**FED/STATE PROJECT NUMBER NHPP 2759 (139)**

**DESCRIPTION I-275**

**WORK TYPE JPC PAVEMENT REPAIRS - DIAMOND GRINDING**

**PRIMARY COMPLETION DATE 6/30/2024**

**LETTING DATE: June 22,2023**

Sealed Bids will be received electronically through the Bid Express bidding service until 10:00 AM EASTERN DAYLIGHT TIME June 22,2023. Bids will be publicly announced at 10:00 AM EASTERN DAYLIGHT TIME.

**NO PLANS ASSOCIATED WITH THIS PROJECT.**

**DBE CERTIFICATION REQUIRED - 16%**

**REQUIRED BID PROPOSAL GUARANTY:** Not less than 5% of the total bid.

TABLE OF CONTENTS

|          |   |
|----------|---|
| PART I   | SCOPE OF WORK <ul style="list-style-type: none"><li>PROJECT(S), COMPLETION DATE(S), &amp; LIQUIDATED DAMAGES</li><li>CONTRACT NOTES</li><li>FEDERAL CONTRACT NOTES</li><li>ASPHALT MIXTURE</li><li>DGA BASE</li><li>DGA BASE FOR SHOULDERS</li><li>INCIDENTAL SURFACING</li><li>FUEL AND ASPHALT PAY ADJUSTMENT</li><li>SPECIAL NOTE(S) APPLICABLE TO PROJECT</li><li>CONCRETE SLURRY</li><li>TRAFFIC QUEUE PROTECTION VEHICLE</li><li>PORTABLE QUEUE WARNING ALERT SYSTEM</li><li>PAVER MOUNTED TEMPERATURE PROFILES</li><li>NON-TRACKING TACK COAT</li><li>EXPERIMENTAL KYCT AND HAMBURG TESTING</li><li>DOLOMITIC POLISH-RESISTANT AGGREGATE CLASS A 0.38-IN AND 0.50-IN NOMINAL ASPHALT MIXTURES</li><li>RIGHT OF WAY CERTIFICATION</li><li>UTILITY IMPACT &amp; RAIL CERTIFICATION NOTES</li><li>GUARDRAIL DELIVERY VERIFICATION SHEET</li></ul> |
| PART II  | SPECIFICATIONS AND STANDARD DRAWINGS <ul style="list-style-type: none"><li>STANDARD AND SUPPLEMENTAL SPECIFICATIONS</li><li>SUPPLEMENTAL SPECIFICATION</li><li>[SN-1I] PORTABLE CHANGEABLE SIGNS</li></ul>  |
| PART III | EMPLOYMENT, WAGE AND RECORD REQUIREMENTS <ul style="list-style-type: none"><li>FEDERAL-AID CONSTRUCTION CONTRACTS - FHWA 1273</li><li>NONDISCRIMINATION OF EMPLOYEES</li><li>EXECUTIVE BRANCH CODE OF ETHICS</li><li>PROJECT WAGE RATES LOCALITY 4 / FEDERAL</li><li>NOTICE OF REQUIREMENT FOR AFFIRMATIVE ACTION TO ENSURE EEO BOONE</li></ul>   |
| PART IV  | INSURANCE   |
| PART V   | BID ITEMS   |



# **PART I**

## **SCOPE OF WORK**

ADMINISTRATIVE DISTRICT - 06

CONTRACT ID - 231029  
NHPP 2759 (139)  
COUNTY - BOONE  
PCN - DE00802752313  
NHPP 2759 (139)

I-275 ADDRESS CONDITION OF I-275 IN BOONE COUNTY FROM MP 1.582 TO MP 7.25, A DISTANCE OF 05.67 MILES.JPC PAVEMENT REPAIRS - DIAMOND GRINDING SYP NO. 06-20006.00.  
GEOGRAPHIC COORDINATES LATITUDE 39:04:21.00 LONGITUDE 84:39:48.00  
ADT

COMPLETION DATE(S):  
COMPLETED BY 06/30/2024                      APPLIES TO ENTIRE CONTRACT

## **CONTRACT NOTES**

### **PROPOSAL ADDENDA**

All addenda to this proposal must be applied when calculating bid and certified in the bid packet submitted to the Kentucky Department of Highways. Failure to use the correct and most recent addenda may result in the bid being rejected.

### **BID SUBMITTAL**

Bidder must use the Department's electronic bidding software. The Bidder must download the bid file located on the Bid Express website ([www.bidx.com](http://www.bidx.com)) to prepare a bid packet for submission to the Department. The bidder must submit electronically using Bid Express.

### **JOINT VENTURE BIDDING**

Joint venture bidding is permissible. All companies in the joint venture must be prequalified in one of the work types in the Qualifications for Bidders for the project. The bidders must get a vendor ID for the joint venture from the Division of Construction Procurement and register the joint venture as a bidder on the project. Also, the joint venture must obtain a digital ID from Bid Express to submit a bid. A joint bid bond of 5% may be submitted for both companies or each company may submit a separate bond of 5%.

### **UNDERGROUND FACILITY DAMAGE PROTECTION**

The contractor shall make every effort to protect underground facilities from damage as prescribed in the Underground Facility Damage Protection Act of 1994, Kentucky Revised Statute KRS 367.4901 to 367.4917. It is the contractor's responsibility to determine and take steps necessary to be in compliance with federal and state damage prevention directives. When prescribed in said directives, the contractor shall submit Excavation Locate Requests to the Kentucky Contact Center (KY811) via web ticket entry. The submission of this request does not relieve the contractor from the responsibility of contacting non-member facility owners, whom shall be contacted through their individual Protection Notification Center. Non-compliance with these directives can result in the enforcement of penalties.

### **REGISTRATION WITH THE SECRETARY OF STATE BY A FOREIGN ENTITY**

Pursuant to KRS 176.085(1)(b), an agency, department, office, or political subdivision of the Commonwealth of Kentucky shall not award a state contract to a person that is a foreign entity required by [KRS 14A.9-010](#) to obtain a certificate of authority to transact business in the Commonwealth ("certificate") from the Secretary of State under [KRS 14A.9-030](#) unless the person produces the certificate within fourteen (14) days of the bid or proposal opening. If the foreign entity is not required to obtain a certificate as provided in [KRS 14A.9-010](#), the foreign entity should identify the applicable exception. Foreign entity is defined within [KRS 14A.1-070](#).

**For all foreign entities required to obtain a certificate of authority to transact business in the Commonwealth, if a copy of the certificate is not received by the contracting agency within the time frame identified above, the foreign entity's solicitation response shall be deemed non-responsive or the awarded contract shall be cancelled.**

Businesses can register with the Secretary of State at <https://secure.kentucky.gov/sos/ftbr/welcome.aspx>.

### **SPECIAL NOTE FOR PROJECT QUESTIONS DURING ADVERTISEMENT**

Questions about projects during the advertisement should be submitted in writing to the Division of Construction Procurement. This may be done by fax (502) 564-7299 or email to [kytc.projectquestions@ky.gov](mailto:kytc.projectquestions@ky.gov). The Department will attempt to answer all submitted questions. The Department reserves the right not to answer if the question is not pertinent or does not aid in clarifying the project intent.

The deadline for posting answers will be 3:00 pm Eastern Daylight Time, the day preceding the Letting. Questions may be submitted until this deadline with the understanding that the later a question is submitted, the less likely an answer will be able to be provided.

The questions and answers will be posted for each Letting under the heading "Questions & Answers" on the Construction Procurement website ([www.transportation.ky.gov/contract](http://www.transportation.ky.gov/contract)). The answers provided shall be considered part of this Special Note and, in case of a discrepancy, will govern over all other bidding documents.

### **HARDWOOD REMOVAL RESTRICTIONS**

The US Department of Agriculture has imposed a quarantine in Kentucky and several surrounding states, to prevent the spread of an invasive insect, the emerald ash borer. Hardwood cut in conjunction with the project may not be removed from the state. Chipping or burning on site is the preferred method of disposal.

### **INSTRUCTIONS FOR EXCESS MATERIAL SITES AND BORROW SITES**

Identification of excess material sites and borrow sites shall be the responsibility of the Contractor. The Contractor shall be responsible for compliance with all applicable state and federal laws and may wish to consult with the US Fish and Wildlife Service to seek protection under Section 10 of the Endangered Species Act for these activities.

### **ACCESS TO RECORDS**

The contractor, as defined in KRS 45A.030 (9) agrees that the contracting agency, the Finance and Administration Cabinet, the Auditor of Public Accounts, and the Legislative Research Commission, or their duly authorized representatives, shall have access to any books, documents, papers, records, or other evidence, which are directly pertinent to this contract for the purpose of financial audit or program review. Records and other prequalification information confidentially

disclosed as part of the bid process shall not be deemed as directly pertinent to the contract and shall be exempt from disclosure as provided in KRS 61.878(1)(c). The contractor also recognizes that any books, documents, papers, records, or other evidence, received during a financial audit or program review shall be subject to the Kentucky Open Records Act, KRS 61.870 to 61.884.

In the event of a dispute between the contractor and the contracting agency, Attorney General, or the Auditor of Public Accounts over documents that are eligible for production and review, the Finance and Administration Cabinet shall review the dispute and issue a determination, in accordance with Secretary's Order 11-004.

### **BUILD AMERICA, BUY AMERICA ACT (BABA)**

On November 15, 2021, President Biden signed into law the Infrastructure Investment and Jobs Act (IIJA), Pub. L. No. 117-58, includes the Build America, Buy America Act (“the Act”). Pub. L. No. 117-58, §§70901-52. The Act strengthens the Buy America preference to include “construction materials.” The current temporary waiver for **“construction materials”** will expire on November 10, 2022.

The Act will apply to construction materials as outlined in the guidance issued in OMB [M-22-11](#).

Construction Materials – Includes an article, material, or supply – other than an item of primarily iron or steel; a manufactured product; cement and cementitious materials; aggregates such as stone, sand, or gravel; or aggregate binding agents or additives – that is or consists primarily of:

- Non-ferrous metals
- Plastic/polymer-based products (including polyvinylchloride, composite building materials, and polymers used in fiber optic cables);
- Glass (including optic glass);
- Lumber; or
- Drywall.

Construction Materials only applies to items, materials, and supplies that are consumed in, incorporated into, or affixed to an infrastructure project.

Construction Materials does not apply to tools, equipment or supplies brought to the jobsite and removed before completion.

### **BOYCOTT PROVISIONS**

If applicable, the contractor represents that, pursuant to [KRS 45A.607](#), they are not currently engaged in, and will not for the duration of the contract engage in, the boycott of a person or an entity based in or doing business with a jurisdiction with which Kentucky can enjoy open trade.

**Note:** The term Boycott does not include actions taken for bona fide business or economic reasons, or actions specifically required by federal or state law.

If applicable, the contractor verifies that, pursuant to KRS 41.480, they do not engage in, and will not for the duration of the contract engage in, in energy company boycotts as defined by KRS 41.472.

### **LOBBYING PROHIBITIONS**

The contractor represents that they, and any subcontractor performing work under the contract, have not violated the agency restrictions contained in [KRS 11A.236](#) during the previous ten (10) years, and pledges to abide by the restrictions set forth in such statute for the duration of the contract awarded.

The contractor further represents that, pursuant to [KRS 45A.328](#), they have not procured an original, subsequent, or similar contract while employing an executive agency lobbyist who was convicted of a crime related to the original, subsequent, or similar contract within five (5) years of the conviction of the lobbyist.

February 1, 2023

## **FEDERAL CONTRACT NOTES**

The Kentucky Department of Highways, in accordance with the Regulations of the United States Department of Transportation 23 CFR 635.112 (h), hereby notifies all bidders that failure by a bidder to comply with all applicable sections of the current Kentucky Standard Specifications, including, but not limited to the following, may result in a bid not being considered responsive and thus not eligible to be considered for award:

- |                                |  |
|--------------------------------|--|
| 102.02 Current Rating          | 102.08 Preparation and Delivery of Proposals |
| 102.13 Irregular Bid Proposals | 102.14 Disqualification of Bidders           |
| 102.09 Proposal Guaranty       |  |

### **CIVIL RIGHTS ACT OF 1964**

The Kentucky Transportation Cabinet, Department of Highways, in accordance with the provisions of Title VI of the Civil Rights Act of 1964 (78 Stat. 252, 42 U.S.C. §§ 2000d to 2000d-4) and the Regulations, hereby notifies all bidders that it will affirmatively ensure that any contract entered into pursuant to this advertisement, disadvantaged business enterprises will be afforded full and fair opportunity to submit bids in response to this invitation and will not be discriminated against on the grounds of race, color, national origin, sex, age (over 40), religion, sexual orientation, gender identity, veteran status, disability, income- level, or Limited English Proficiency (LEP) in consideration for an award.

### **NOTICE TO ALL BIDDERS**

To report bid rigging activities call: 1-800-424-9071.

The U.S. Department of Transportation (DOT) operates the above toll-free “hotline” Monday through Friday, 8:00 a.m. to 5:00 p.m. eastern time. Anyone with knowledge of possible bid rigging, bidder collusion, or other fraudulent activities should use the “hotline” to report such activities.

The “hotline” is part of the DOT’s continuing effort to identify and investigate highway construction contract fraud and abuse and is operated under the direction of the DOT Inspector General. All information will be treated confidentially and caller anonymity will be respected.

### **SECOND TIER SUBCONTRACTS**

Second tier subcontracts are acceptable per Section 108.01 of the Standard Specifications for Road and Bridge Construction. Sub-Contractors fulfilling a disadvantaged business enterprise goal on a project may enter into a 2<sup>nd</sup> tier subcontract with a Non-DBE Subcontractor. However, in this instance, none of the work subcontracted to the Non-DBE Contractor will count toward fulfilling the established Disadvantaged Goal for the project.

### **DISADVANTAGED BUSINESS ENTERPRISE PROGRAM**

It is the policy of the Kentucky Transportation Cabinet (“the Cabinet”) that Disadvantaged Business Enterprises (“DBE”) shall have the opportunity to participate in the performance of highway construction projects financed in whole or in part by Federal Funds in order to create a level playing field for all businesses who wish to contract with the Cabinet. To that end, the Cabinet will comply with the regulations found in 49 CFR Part 26, and the definitions and requirements contained therein shall be adopted as if set out verbatim herein.

The Cabinet, contractors, subcontractors, and sub-recipients shall not discriminate on the basis of race, color, national origin, or sex in the performance of work performed pursuant to Cabinet contracts. The contractor shall carry out applicable requirements of 49 CFR 26 in the award and administration of federally assisted highway construction projects. The contractor will include this provision in all its subcontracts and supply agreements pertaining to contracts with the Cabinet.

Failure by the contractor to carry out these requirements is a material breach of its contract with the Cabinet, which may result in the termination of the contract or such other remedy as the Cabinet deems necessary.

### **DBE GOAL**

The Disadvantaged Business Enterprise (DBE) goal established for this contract, as listed on the front page of the proposal, is the percentage of the total value of the contract.

The contractor shall exercise all necessary and reasonable steps to ensure that Disadvantaged Business Enterprises participate in a least the percent of the contract as set forth above as goals for this contract.

### **OBLIGATION OF CONTRACTORS**

Each contractor prequalified to perform work on Cabinet projects shall designate and make known to the Cabinet a liaison officer who is assigned the responsibility of effectively administering and promoting an active program for utilization of DBEs.

If a formal goal has not been designated for the contract, all contractors are encouraged to consider DBEs for subcontract work as well as for the supply of material and services needed to perform this work.

Contractors are encouraged to use the services of banks owned and controlled by minorities and women.



### **CERTIFICATION OF CONTRACT GOAL**

Contractors shall include the following certification in bids for projects for which a DBE goal has been established. BIDS SUBMITTED WHICH DO NOT INCLUDE CERTIFICATION OF DBE PARTICIPATION WILL NOT BE ACCEPTED. These bids will not be considered for award by the Cabinet and they will be returned to the bidder.

“The bidder certifies that it has secured participation by Disadvantaged Business Enterprises (“DBE”) in the amount of \_\_\_\_\_ percent of the total value of this contract and that the DBE participation is in compliance with the requirements of 49 CFR 26 and the policies of the Kentucky Transportation Cabinet pertaining to the DBE Program.”

**The certification statement is located in the electronic bid file. All contractors must certify their DBE participation on that page. DBEs utilized in achieving the DBE goal must be certified and prequalified for the work items at the time the bid is submitted.**

### **DBE PARTICIPATION PLAN**

Lowest responsive bidders must submit the *DBE Plan/ Subcontractor Request*, form TC 14-35 DBE, within **5** days of the letting. This is necessary before the Awards Committee will review and make a recommendation. **The project will not be considered for award prior to submission and approval of the apparent low bidder’s DBE Plan/Subcontractor Request.**

The DBE Participation Plan shall include the following:

1. Name and address of DBE Subcontractor(s) and/or supplier(s) intended to be used in the proposed project;
2. Description of the work each is to perform including the work item, unit, quantity, unit price and total amount of the work to be performed by the individual DBE. The Proposal Line Number, Category Number, and the Project Line Number can be found in the “material listing” on the Construction Procurement website under the specific letting;
3. The dollar value of each proposed DBE subcontract and the percentage of total project contract value this represents. DBE participation may be counted as follows;
  - a. If DBE suppliers and manufactures assume actual and contractual responsibility, the dollar value of materials to be furnished will be counted toward the goal as follows:
    - The entire expenditure paid to a DBE manufacturer;
    - 60 percent of expenditures to DBE suppliers that are not manufacturers provided the supplier is a regular dealer in the product involved. A regular dealer must be engaged in, as its principal business and in its own name, the sale of products to the public, maintain an inventory and own and operate distribution equipment; and
    - The amount of fees or commissions charged by the DBE firms for a bona fide service, such as professional, technical, consultant, or managerial services and assistance in the procurement of essential personnel, facilities, equipment, materials, supplies, delivery of materials and supplies or for furnishing bonds, or insurance, providing such fees or commissions are determined to be reasonable and customary.

- b) The dollar value of services provided by DBEs such as quality control testing, equipment repair and maintenance, engineering, staking, etc.;
- c) The dollar value of joint ventures. DBE credit for joint ventures will be limited to the dollar amount of the work actually performed by the DBE in the joint venture;
- 4. Written and signed documentation of the bidder's commitment to use a DBE contractor whose participation is being utilized to meet the DBE goal; and
- 5. Written and signed confirmation from the DBE that it is participating in the contract as provided in the prime contractor's commitment.

#### **UPON AWARD AND BEFORE A WORK ORDER WILL BE ISSUED**

Contractors must submit the signed subcontract between the contractor and the DBE contractor, along with the DBE's certificate of insurance. If the DBE is a supplier of materials for the project, a signed purchase order must be submitted to the Division of Construction Procurement.

Changes to DBE Participation Plans must be approved by the Cabinet. The Cabinet may consider extenuating circumstances including, but not limited to, changes in the nature or scope of the project, the inability or unwillingness of a DBE to perform the work in accordance with the bid, and/or other circumstances beyond the control of the prime contractor.

#### **CONSIDERATION OF GOOD FAITH EFFORTS REQUESTS**

If the DBE participation submitted in the bid by the apparent lowest responsive bidder does not meet or exceed the DBE contract goal, the apparent lowest responsive bidder must submit a Good Faith Effort Package to satisfy the Cabinet that sufficient good faith efforts were made to meet the contract goals prior to submission of the bid. Efforts to increase the goal after bid submission will not be considered in justifying the good faith effort, unless the contractor can show that the proposed DBE was solicited prior to the letting date. DBEs utilized in achieving the DBE goal must be certified and prequalified for the work items at the time the bid is submitted. One complete set (hard copy along with an electronic copy) of this information must be received in the Division of Contract Procurement no later than 12:00 noon of the tenth calendar day after receipt of notification that they are the apparent low bidder.

Where the information submitted includes repetitious solicitation letters it will be acceptable to submit a sample representative letter along with a distribution list of the firms solicited. Documentation of DBE quotations shall be a part of the good faith effort submittal as necessary to demonstrate compliance with the factors listed below which the Cabinet considers in judging good faith efforts. This documentation may include written subcontractors' quotations, telephone log notations of verbal quotations, or other types of quotation documentation.

The Good Faith Effort Package shall include, but may not be limited to information showing evidence of the following:

1. Whether the bidder attended any pre-bid meetings that were scheduled by the Cabinet to inform DBEs of subcontracting opportunities;
2. Whether the bidder provided solicitations through all reasonable and available means;
3. Whether the bidder provided written notice to all DBEs listed in the DBE directory at the time of the letting who are prequalified in the areas of work that the bidder will be subcontracting;
4. Whether the bidder followed up initial solicitations of interest by contacting DBEs to determine with certainty whether they were interested. If a reasonable amount of DBEs within the targeted districts do not provide an intent to quote or no DBEs are prequalified in the subcontracted areas, the bidder must notify the Disadvantaged Enterprise Business Liaison Officer (DEBLO) in the Office for Civil Rights and Small Business Development to give notification of the bidder's inability to get DBE quotes;
5. Whether the bidder selected portions of the work to be performed by DBEs in order to increase the likelihood of meeting the contract goals. This includes, where appropriate, breaking out contract work items into economically feasible units to facilitate DBE participation, even when the prime contractor might otherwise perform these work items with its own forces;
6. Whether the bidder provided interested DBEs with adequate and timely information about the plans, specifications, and requirements of the contract;
7. Whether the bidder negotiated in good faith with interested DBEs not rejecting them as unqualified without sound reasons based on a thorough investigation of their capabilities. Any rejection should be so noted in writing with a description as to why an agreement could not be reached;
8. Whether quotations were received from interested DBE firms but were rejected as unacceptable without sound reasons why the quotations were considered unacceptable. The fact that the DBE firm's quotation for the work is not the lowest quotation received will not in itself be considered as a sound reason for rejecting the quotation as unacceptable. The fact that the bidder has the ability and/or desire to perform the contract work with its own forces will not be considered a sound reason for rejecting a DBE quote. Nothing in this provision shall be construed to require the bidder to accept unreasonable quotes in order to satisfy DBE goals;
9. Whether the bidder specifically negotiated with subcontractors to assume part of the responsibility to meet the contract DBE goal when the work to be subcontracted includes potential DBE participation;
10. Whether the bidder made any efforts and/or offered assistance to interested DBEs in obtaining the necessary equipment, supplies, materials, insurance and/or bonding to satisfy the work requirements of the bid proposal; and
11. Any other evidence that the bidder submits which may show that the bidder has made reasonable good faith efforts to include DBE participation.

### **FAILURE TO MEET GOOD FAITH REQUIREMENT**

Where the apparent lowest responsive bidder fails to submit sufficient participation by DBE firms to meet the contract goal and upon a determination by the Good Faith Committee based upon the information submitted that the apparent lowest responsive bidder failed to make sufficient reasonable efforts to meet the contract goal, the bidder will be offered the opportunity to meet in person for administrative reconsideration. The bidder will be notified of the Committee's decision within 24 hours of its decision. The bidder will have 24 hours to request reconsideration of the Committee's decision. The reconsideration meeting will be held within two days of the receipt of a request by the bidder for reconsideration.

The request for reconsideration will be heard by the Office of the Secretary. The bidder will have the opportunity to present written documentation or argument concerning the issue of whether it met the goal or made an adequate good faith effort. The bidder will receive a written decision on the reconsideration explaining the basis for the finding that the bidder did or did not meet the goal or made adequate Good Faith efforts to do so.

The result of the reconsideration process is not administratively appealable to the Cabinet or to the United States Department of Transportation.

The Cabinet reserves the right to award the contract to the next lowest responsive bidder or to rebid the contract in the event that the contract is not awarded to the low bidder as the result of a failure to meet the good faith requirement.

### **SANCTIONS FOR FAILURE TO MEET DBE REQUIREMENTS OF THE PROJECT**

Failure by the prime contractor to fulfill the DBE requirements of a project under contract or to demonstrate good faith efforts to meet the goal constitutes a breach of contract. When this occurs, the Cabinet will hold the prime contractor accountable, as would be the case with all other contract provisions. Therefore, the contractor's failure to carry out the DBE contract requirements shall constitute a breach of contract and as such the Cabinet reserves the right to exercise all administrative remedies at its disposal including, but not limited to the following:

- Suspension of Prequalification;
- Disallow credit toward the DBE goal;
- Withholding progress payments;
- Withholding payment to the prime in an amount equal to the unmet portion of the contract goal; and/or
- Termination of the contract.

### **PROMPT PAYMENT**

The prime contractor will be required to pay the DBE and Non-DBE Subcontractors within seven (7) working days after he or she has received payment from the Kentucky Transportation Cabinet for work performed or materials furnished.

### **CONTRACTOR REPORTING**

All contractors must keep detailed records and provide reports to the Cabinet on their progress in meeting the DBE requirement on any highway contract. These records may include, but shall not be limited to payroll, lease agreements, cancelled payroll checks, executed subcontracting agreements, etc. Prime contractors will be required to complete and submit a **signed and notarized** Affidavit of Subcontractor Payment (TC 18-7) and copies of checks for any monies paid to each DBE subcontractor or supplier utilized to meet a DBE goal. These documents must be completed and signed within 7 days of being paid by the Cabinet.

Payment information that needs to be reported includes date the payment is sent to the DBE, check number, Contract ID, amount of payment and the check date. Before Final Payment is made on this contract, the Prime Contractor will certify that all payments were made to the DBE subcontractor and/or DBE suppliers.

\*\*\*\*\* IMPORTANT \*\*\*\*\*

**Please mail the original, signed and completed TC (18-7) Affidavit of Subcontractor Payment form and all copies of checks for payments listed above to the following address:**

Office for Civil Rights and Small Business Development  
6<sup>th</sup> Floor West 200 Mero Street  
Frankfort, KY 40622

The prime contractor should notify the KYTC Office for Civil Rights and Small Business Development seven (7) days prior to DBE contractors commencing work on the project. The contact in this office is Mr. Melvin Byne. Mr. Byne's current contact information is email address – [melvin.bynes2@ky.gov](mailto:melvin.bynes2@ky.gov) and the telephone number is (502) 564-3601.

### **DEFAULT OR DECERTIFICATION OF THE DBE**

If the DBE subcontractor or supplier is decertified or defaults in the performance of its work, and the overall goal cannot be credited for the uncompleted work, the prime contractor may utilize a substitute DBE or elect to fulfill the DBE goal with another DBE on a different work item. If after exerting good faith effort in accordance with the Cabinet's Good Faith Effort policies and procedures, the prime contractor is unable to replace the DBE, then the unmet portion of the goal may be waived at the discretion of the Cabinet.

### **PROHIBITION ON TELECOMMUNICATIONS EQUIPMENT OR SERVICES**

In accordance with the FY 2019 National Defense Authorization Act (NDAA), 2 CFR 200.216, and 2 CFR 200.471, Federal agencies are prohibited, after August 13, 2020, from obligating or expending financial assistance to obtain certain telecommunications and video surveillance services and equipment from specific producers. As a result of these regulations, contractors and subcontractors are prohibited, on projects with federal funding participation, from providing telecommunication or video surveillance equipment, services, or systems produced by:

- Huawei Technologies Company or ZTE Corporation (or any subsidiary or affiliate of such entities)
- Hytera Communications Corporation, Hangzhou Hikvision Digital Technology Company, or Dahua Technology Company (or any subsidiary or affiliate of such entities)

Revised: 5/3/2022

**LEGAL REQUIREMENTS AND RESPONSIBILITY TO THE PUBLIC – CARGO  
PREFERENCE ACT (CPA).**

**(REV 12-17-15) (1-16)**

SECTION 7 is expanded by the following new Article:

**102.10      Cargo Preference Act – Use of United States-flag vessels.**

Pursuant to Title 46CFR Part 381, the Contractor agrees

- To utilize privately owned United States-flag commercial vessels to ship at least 50 percent of the gross tonnage (computed separately for dry bulk carriers, dry cargo liners, and tankers) involved, whenever shipping any equipment, material, or commodities pursuant to this contract, to the extent such vessels are available at fair and reasonable rates for United States-flag commercial vessels.
- To furnish within 20 days following the date of loading for shipments originating within the United States or within 30 working days following the date of loading for shipments originating outside the United States, a legible copy of a rated, ‘on-board’ commercial ocean bill-of-lading in English for each shipment of cargo described in paragraph 1 of this section to both the Contracting Officer (through the prime contractor in the case of subcontractor bills-of-lading) and to the Division of National Cargo, Office of Market Development, Maritime Administration, Washington, DC 20590.
- To insert the substance of the provisions of this clause in all subcontracts issued pursuant to this contract.

### **ASPHALT MIXTURE**

Unless otherwise noted, the Department estimates the rate of application for all asphalt mixtures to be 110 lbs/sy per inch of depth.

### **DGA BASE**

Unless otherwise noted, the Department estimates the rate of application for DGA Base to be 115 lbs/sy per inch of depth.

### **DGA BASE FOR SHOULDERS**

Unless otherwise noted, the Department estimates the rate of application for DGA Base for Shoulders to be 115 lbs/sy per inch of depth. The Department will not measure necessary grading and/or shaping of existing shoulders prior to placing of DGA Base, but shall be incidental to the Contract unit price per ton for DGA Base.

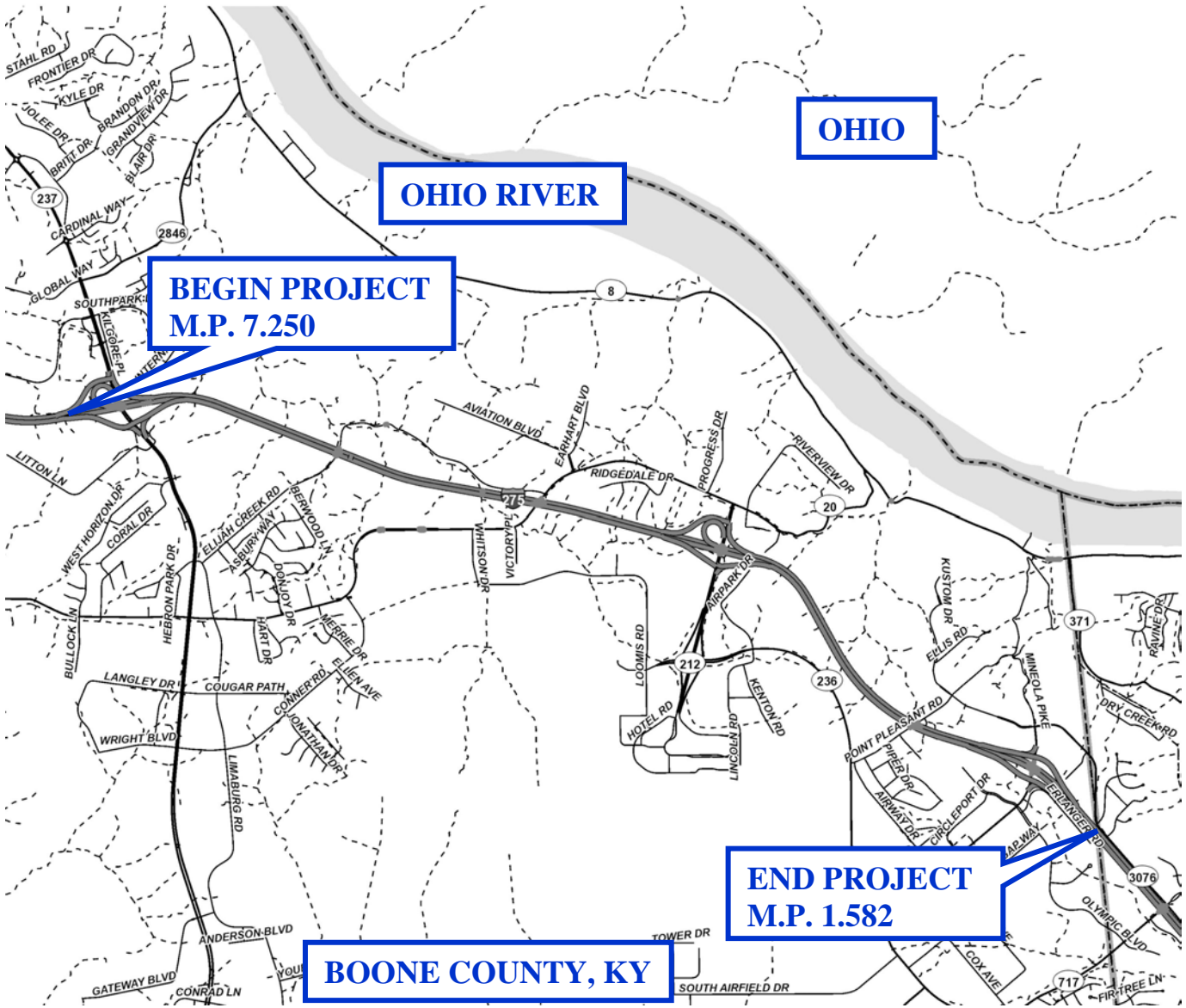
Accept payment at the Contract unit price per ton as full compensation for all labor, materials, equipment, and incidentals for grading and/or shaping of existing shoulders and furnishing, placing, and compacting the DGA Base.

### **INCIDENTAL SURFACING**

The Department has included in the quantities of asphalt mixtures established in the proposal estimated quantities required for resurfacing or surfacing mailbox turnouts, farm field entrances, residential and commercial entrances, curve widening, ramp gores and tapers, and road and street approaches, as applicable. Pave these areas to the limits as shown on Standard Drawing RPM-110-06 or as directed by the Engineer. In the event signal detectors are present in the intersecting streets or roads, pave the crossroads to the right of way limit or back of the signal detector, whichever is the farthest back of the mainline. Surface or resurface these areas as directed by the Engineer. The Department will not measure placing and compacting for separate payment but shall be incidental to the Contract unit price for the asphalt mixtures.

### **FUEL AND ASPHALT PAY ADJUSTMENT**

The Department has included the Contract items Asphalt Adjustment and Fuel Adjustment for possible future payments at an established Contract unit price of \$1.00. The Department will calculate actual adjustment quantities after work is completed. If existing Contract amount is insufficient to pay all items on the contract with the adjustments, the Department will establish additional monies with a change order.



COUNTY: BOONE

ITEM NUMBERS: 6-20006

PROJECT NUMBER: FD52 008 0275 001-008

CONSTRUCTION NUMBER: NHPP 2759 (139)

LETTING DATE: June 22, 2023

ADT (2018) - 87,226

RECOMMENDED BY: \_\_\_\_\_

DATE: \_\_\_\_\_

Project Manager

PLAN APPROVED BY: \_\_\_\_\_

DATE: \_\_\_\_\_

State Highway Engineer

FHWA APPROVED BY: \_\_\_\_\_

DATE: \_\_\_\_\_



|           |          |
|-----------|----------|
| COUNTY OF | ITEM NO. |
| BOONE     | 6-20006  |

MATCHLINE (SEE SHEET 2)



EB I-275  
TO KY 237

POB 0+00.00

10+00

405+00

KY 237 TO  
WB I-275

5+00

WB I-275  
EB I-275

400+00

PC 0+00.00

395+00

390+00

FULL DEPTH CONCRETE PAVEMENT REPAIR



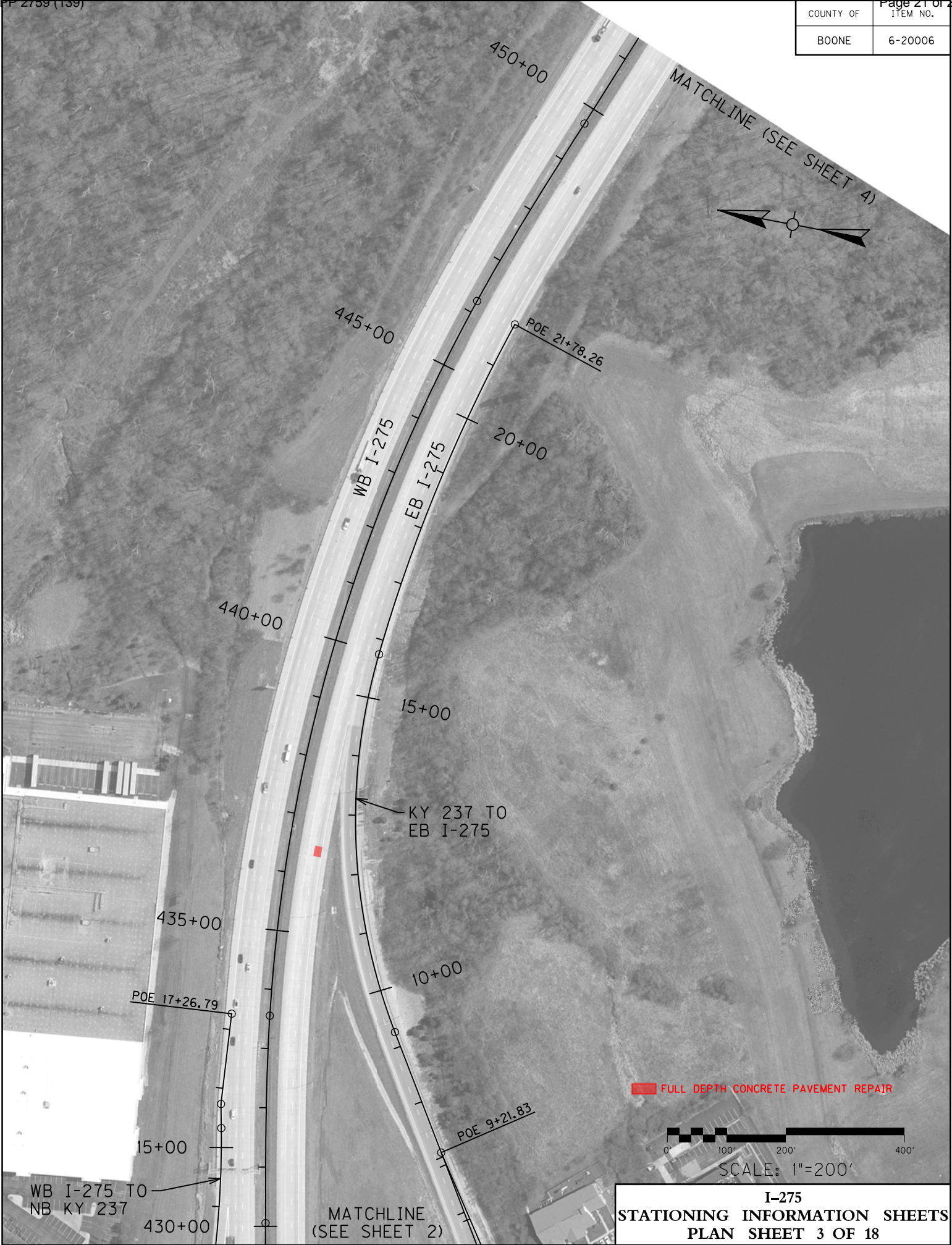
SCALE: 1"=200'







|           |          |
|-----------|----------|
| COUNTY OF | ITEM NO. |
| BOONE     | 6-20006  |





MATCHLINE (SEE SHEET 5)

| COUNTY OF | ITEM NO. |
|-----------|----------|
| BOONE     | 6-20006  |

470+00

465+00

WB I-275


EB I-275

460+00

455+00

APPROX. LOCATION  
LOW WIRES  
USE CAUTION

FULL DEPTH CONCRETE PAVEMENT REPAIR



SCALE: 1"=200'

MATCHLINE (SEE SHEET 3)



MATCHLINE (SEE SHEET 6)


| COUNTY OF | ITEM NO. |
|-----------|----------|
| BOONE     | 6-20006  |



MATCHLINE (SEE SHEET 4)



|           |          |
|-----------|----------|
| COUNTY OF | ITEM NO. |
| BOONE     | 6-20006  |





|           |          |
|-----------|----------|
| COUNTY OF | ITEM NO. |
| BOONE     | 6-20006  |

MATCHLINE (SEE SHEET 8) 535+00

APPROX. LOCATION  
LOW WIRES  
USE CAUTION

KY 20  
I-275  
M.P. 4.891

MILE  
5

530+00

WB I-275

EB I-275

525+00

CM


APPROX. LOCATION  
GAS LINE  
USE CAUTION

520+00

515+00

MATCHLINE (SEE SHEET 6)

FULL DEPTH CONCRETE PAVEMENT REPAIR




SCALE: 1"=200'

I-275  
STATIONING INFORMATION SHEETS  
PLAN SHEET 7 OF 18




|           |          |
|-----------|----------|
| COUNTY OF | ITEM NO. |
| BOONE     | 6-20006  |



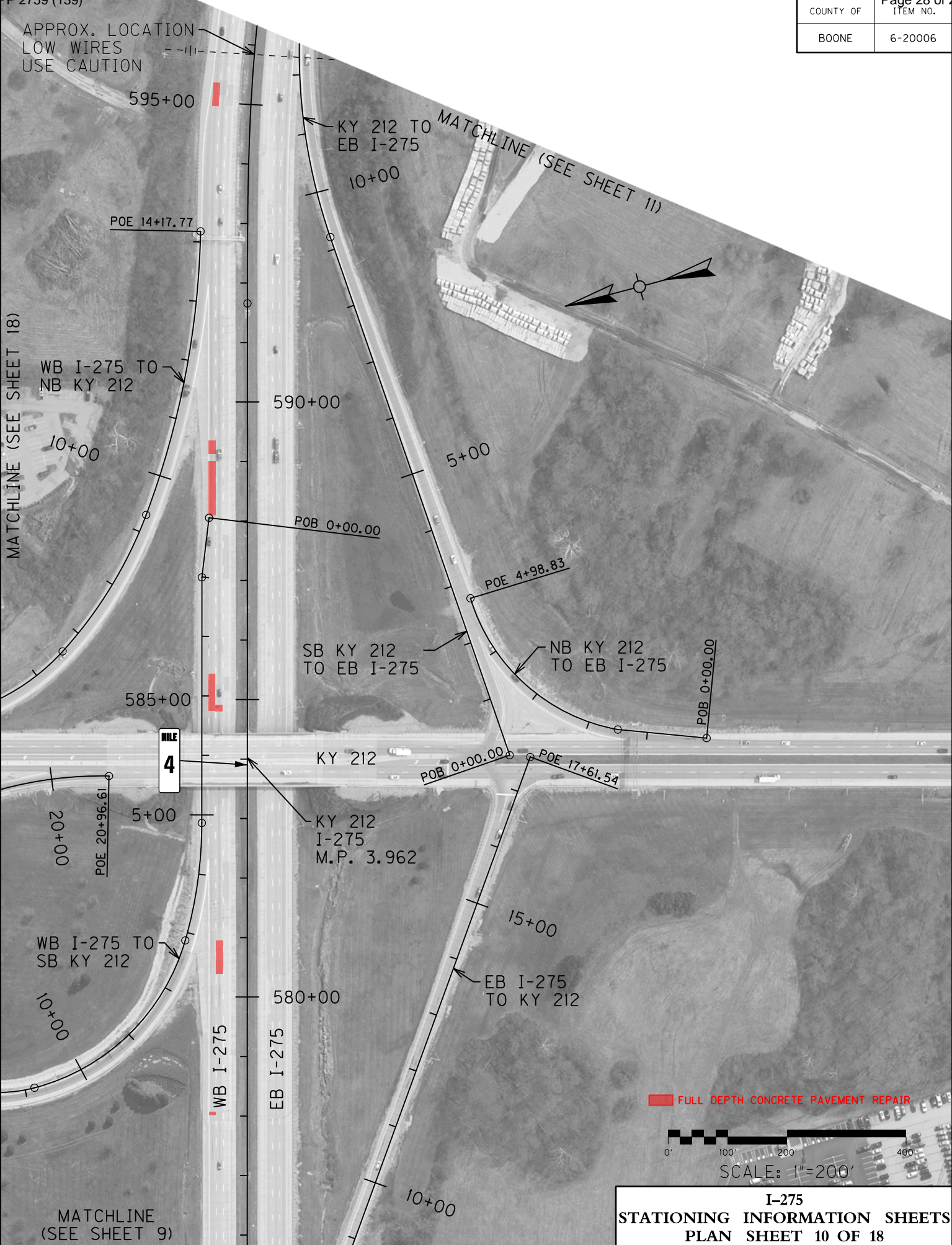


| COUNTY OF | ITEM NO. |
|-----------|----------|
| BOONE     | 6-20006  |






|           |          |
|-----------|----------|
| COUNTY OF | ITEM NO. |
| BOONE     | 6-20006  |





|           |          |
|-----------|----------|
| COUNTY OF | ITEM NO. |
| BOONE     | 6-20006  |

MATCHLINE (SEE SHEET 12)



FULL DEPTH CONCRETE PAVEMENT REPAIR

MATCHLINE (SEE SHEET 10)

I-275  
STATIONING INFORMATION SHEETS  
PLAN SHEET 11 OF 18



|           |          |
|-----------|----------|
| COUNTY OF | ITEM NO. |
| BOONE     | 6-20006  |

MATCHLINE (SEE SHEET 13)

640+00

635+00

630+00

625+00

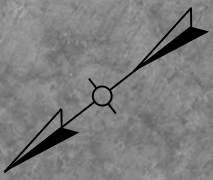
620+00

EQNAHD 623+73.02  
EQNBK 623+71.97

WB I-275

EB I-275

MILE  
3



FULL DEPTH CONCRETE PAVEMENT REPAIR

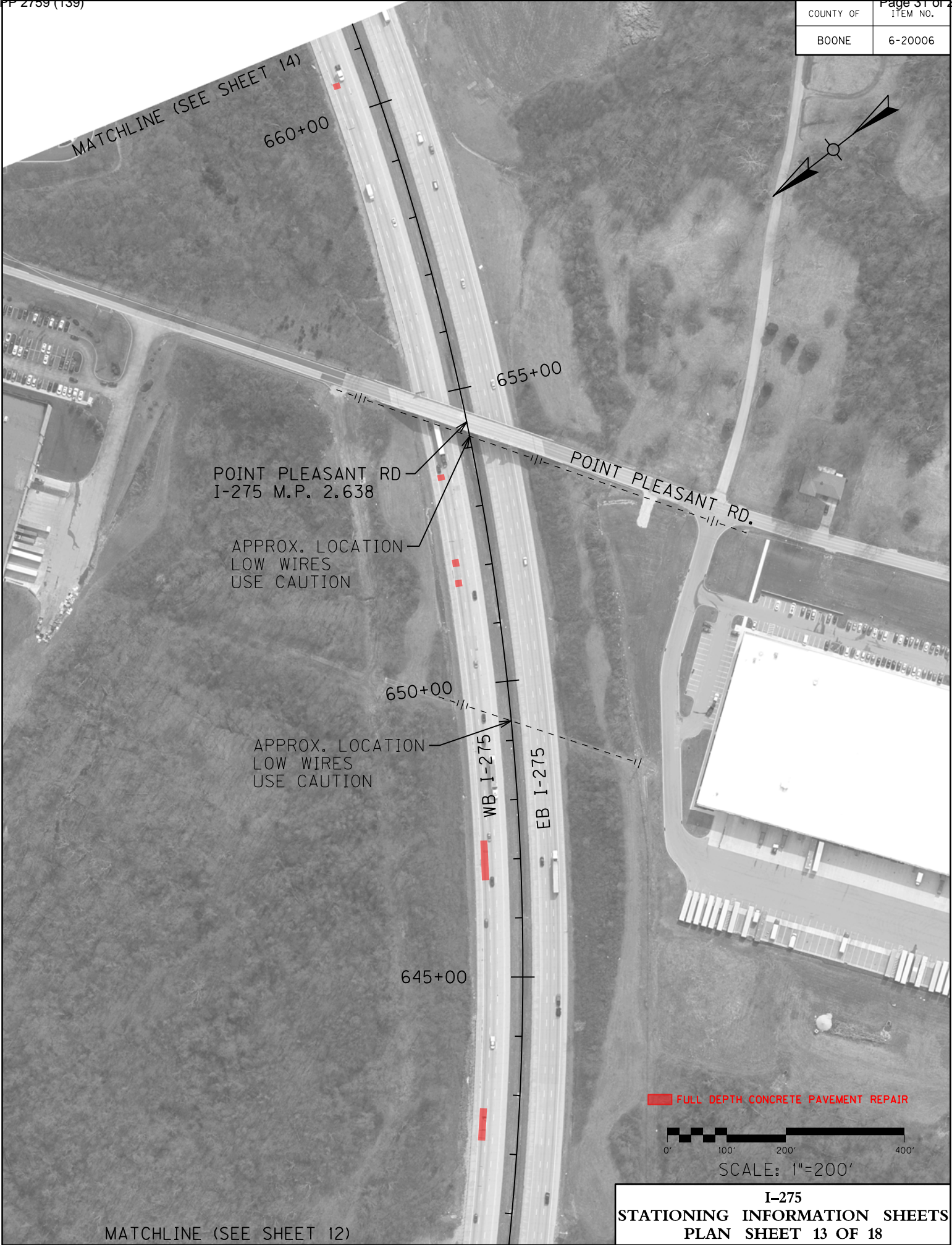


SCALE: 1"=200'

MATCHLINE (SEE SHEET 11)




|           |          |
|-----------|----------|
| COUNTY OF | ITEM NO. |
| BOONE     | 6-20006  |



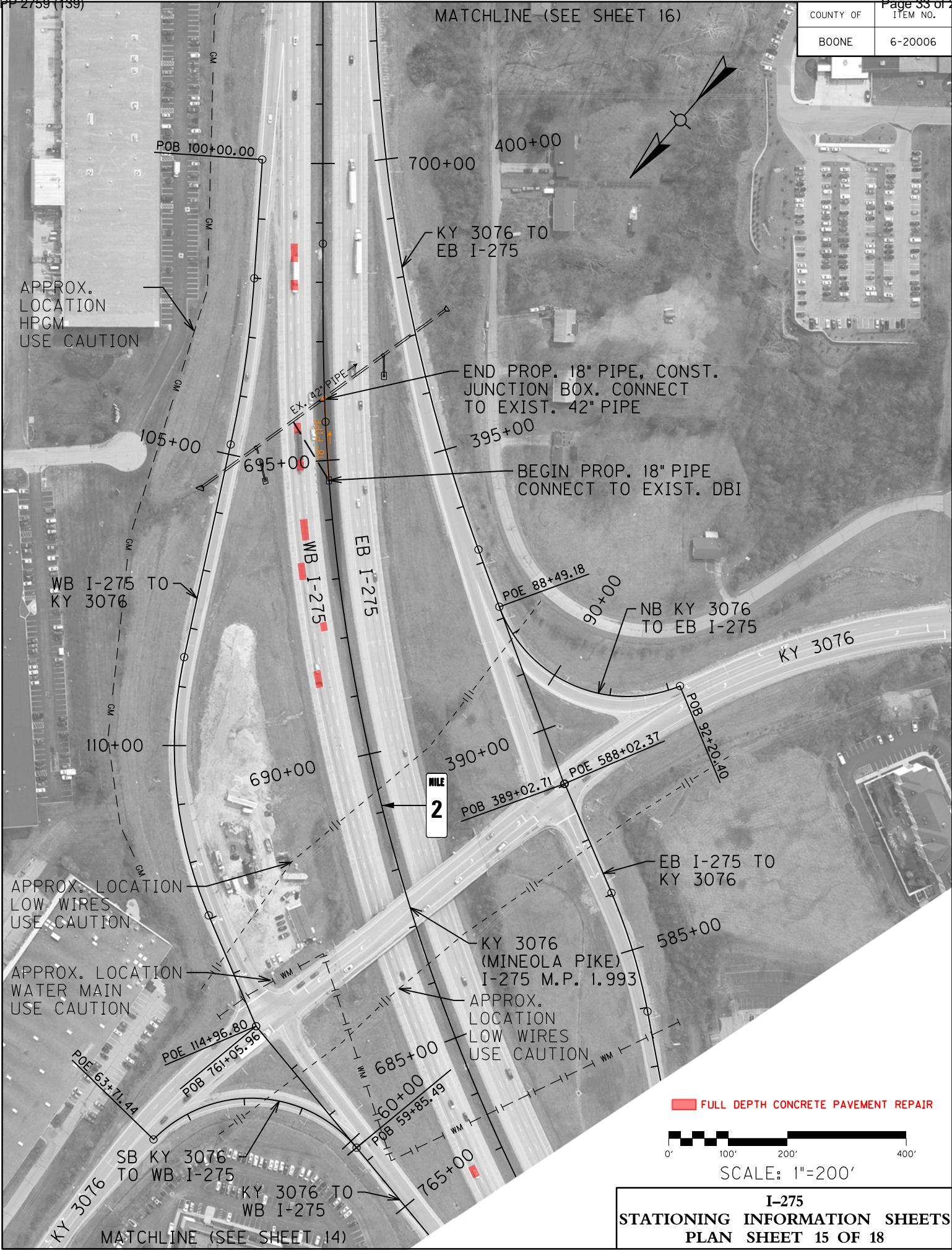


| COUNTY OF | ITEM NO. |
|-----------|----------|
| BOONE     | 6-20006  |



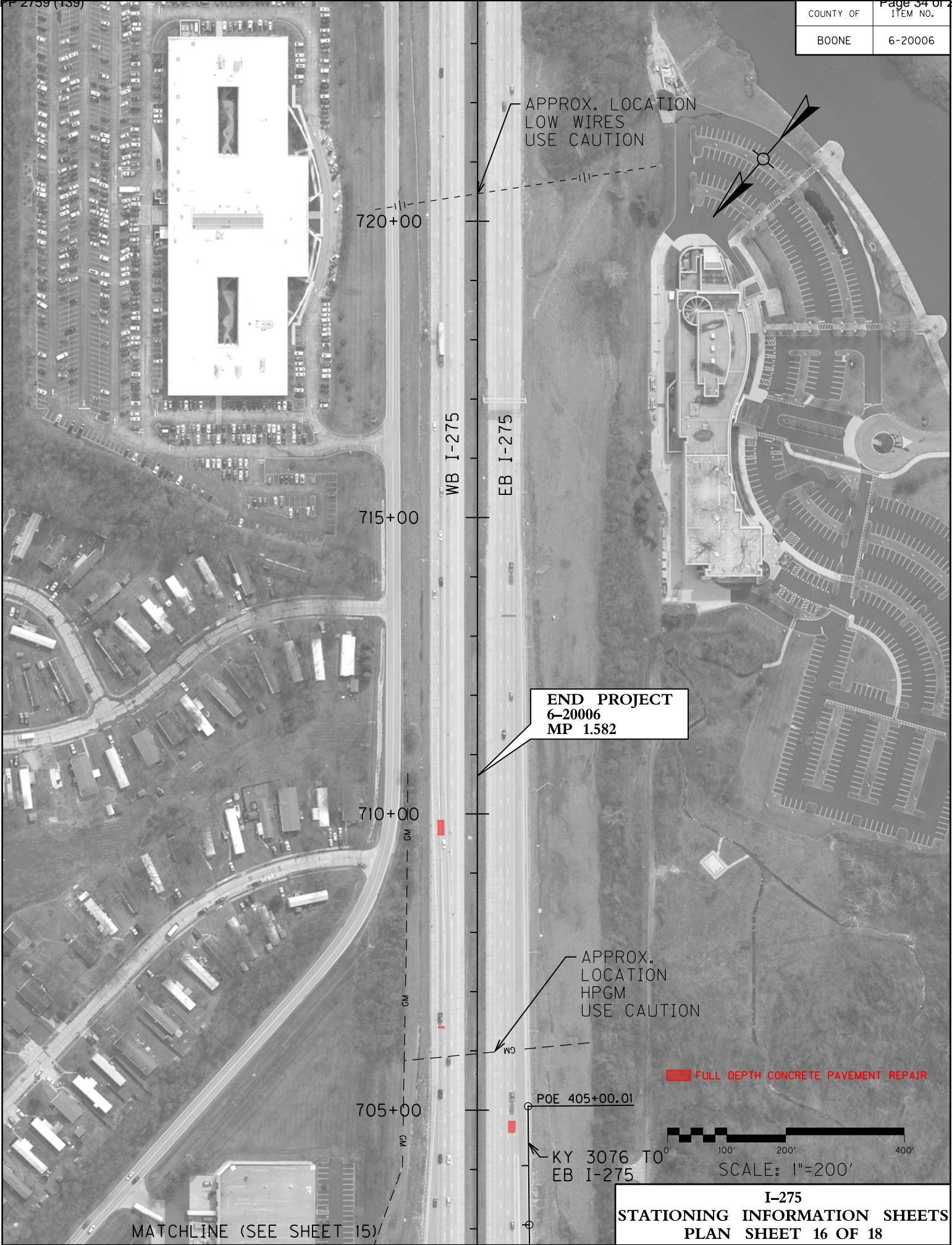


| COUNTY OF | ITEM NO. |
|-----------|----------|
| BOONE     | 6-20006  |





|           |          |
|-----------|----------|
| COUNTY OF | ITEM NO. |
| BOONE     | 6-20006  |






| COUNTY OF | ITEM NO. |
|-----------|----------|
| BOONE     | 6-20006  |





|           |          |
|-----------|----------|
| COUNTY OF | ITEM NO. |
| BOONE     | 6-20006  |



 FULL DEPTH CONCRETE PAVEMENT REPAIR

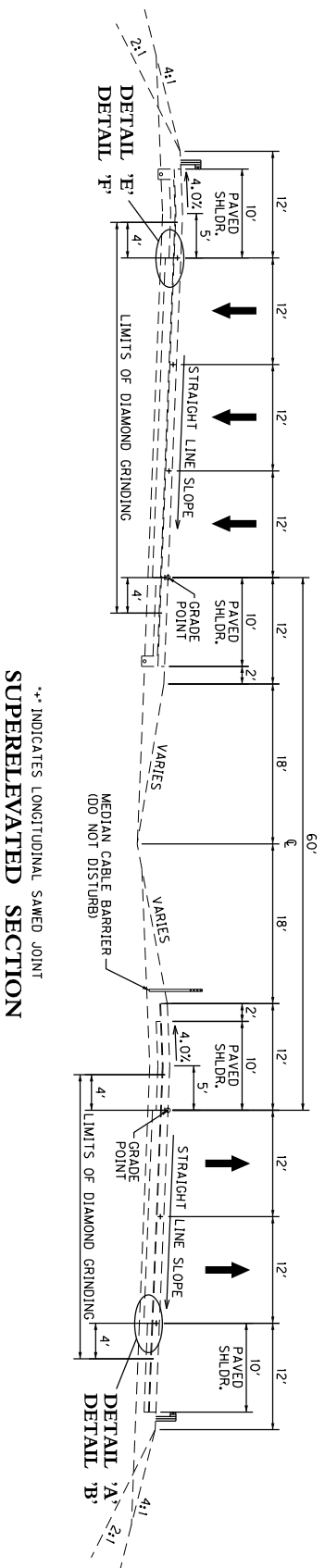
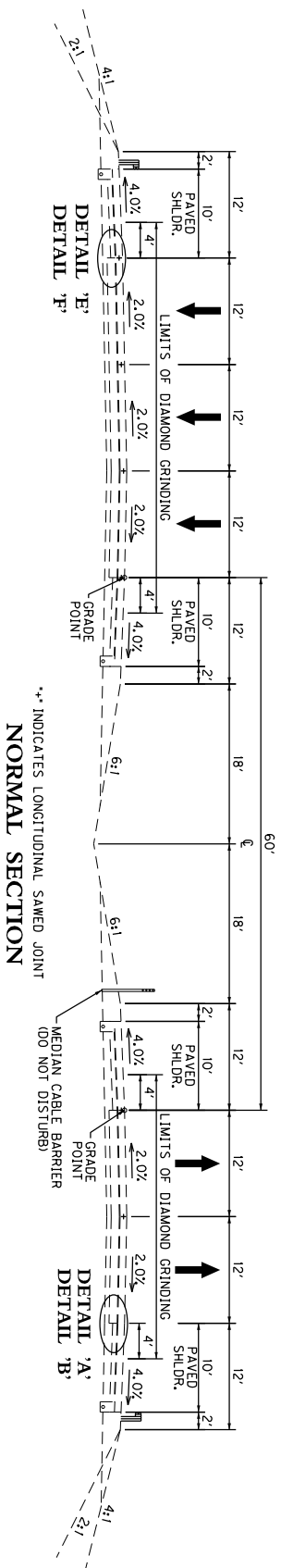
MATCHLINE  
(SEE SHEET 9)

I-275  
STATIONING INFORMATION SHEETS  
PLAN SHEET 18 OF 18

MATCHLINE (SEE SHEET 10)

## EXISTING TYPICAL SECTIONS I-275 STA. 410+00 TO STA. 438+70

| COUNTY OF | ITEM NO. |
|-----------|----------|
| BOONE     | 6-20006  |



NOT TO SCALE

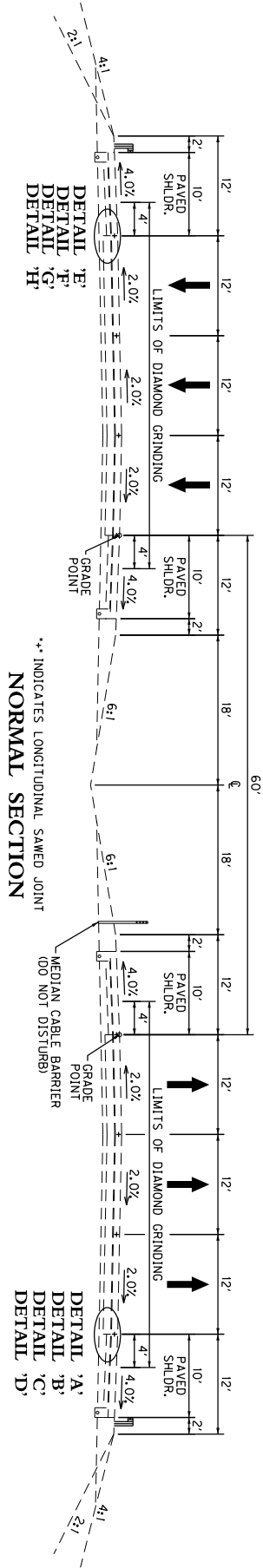
---

I-275

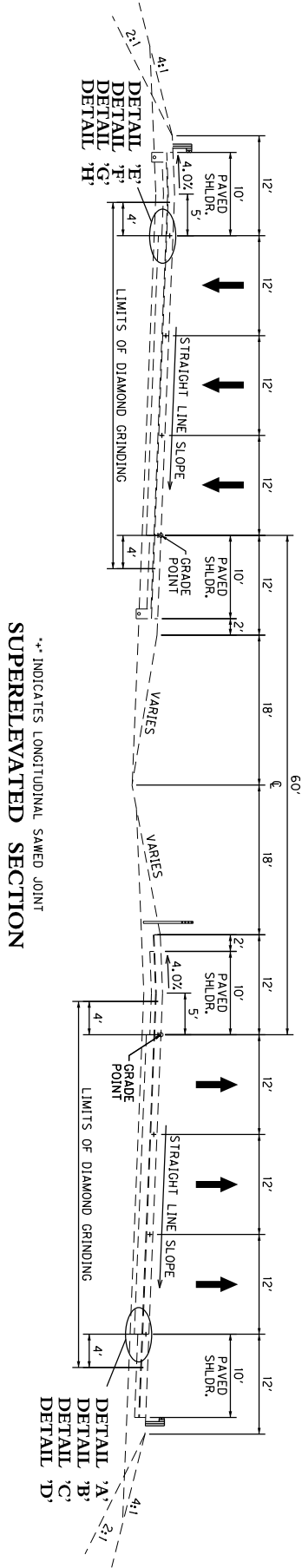
TYPICAL SECTIONS

| COUNTY OF | ITEM NO. |
|-----------|----------|
| BOONE     | 6-20006  |

EXISTING TYPICAL SECTIONS  
I-275 STA. 438+70 TO STA. 710+57

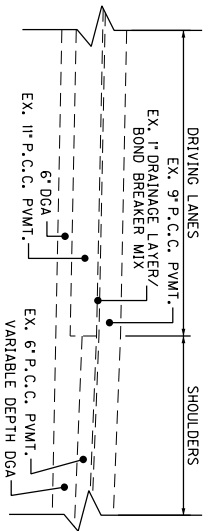


INDICATES LONGITUDINAL SAWED JOINT  
NORMAL SECTION



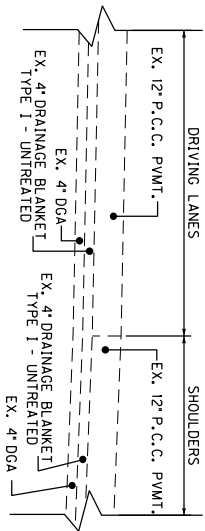
INDICATES LONGITUDINAL SAWED JOINT  
SUPERELEVATED SECTION

EXISTING TYPICAL SECTIONS  
I-275 STA. 410+00 TO STA. 711+00



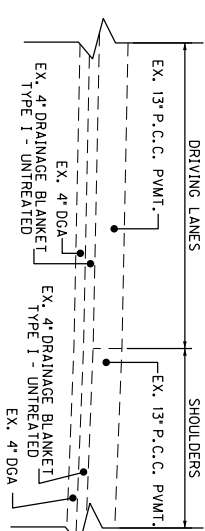
DETAIL 'A'

STA. 410+00 TO STA. 412+00 EASTBOUND  
STA. 432+00 TO STA. 574+00 EASTBOUND



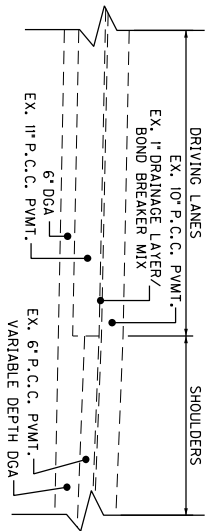
DETAIL 'B'

STA. 412+00 TO STA. 432+00 EASTBOUND  
STA. 574+00 TO STA. 584+00 EASTBOUND



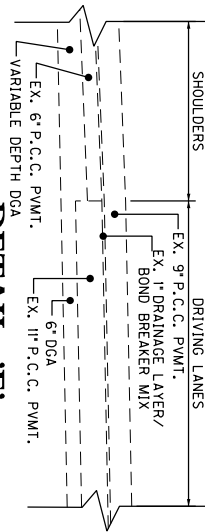
DETAIL 'C'

STA. 584+00 TO STA. 594+50 EASTBOUND



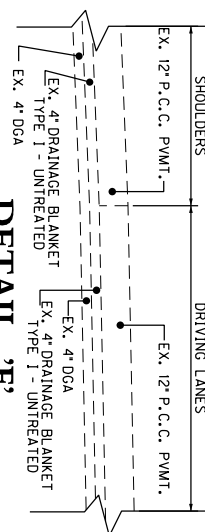
DETAIL 'D'

STA. 594+50 TO STA. 711+00 EASTBOUND



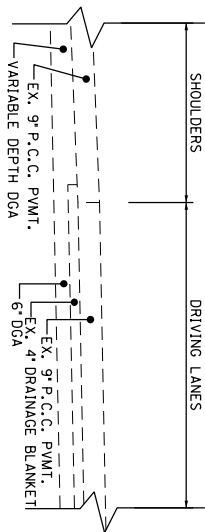
DETAIL 'E'

STA. 410+00 TO STA. 412+00 WESTBOUND  
STA. 432+00 TO STA. 567+92 WESTBOUND  
STA. 577+92 TO STA. 578+50 WESTBOUND



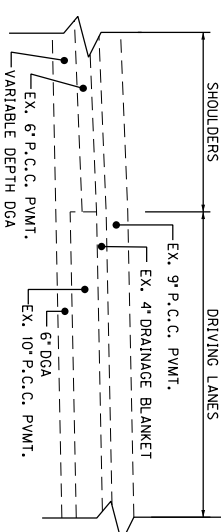
DETAIL 'F'

STA. 412+00 TO STA. 432+00 WESTBOUND  
STA. 567+92 TO STA. 577+92 WESTBOUND



DETAIL 'G'

STA. 577+92 TO STA. 610+00 WESTBOUND

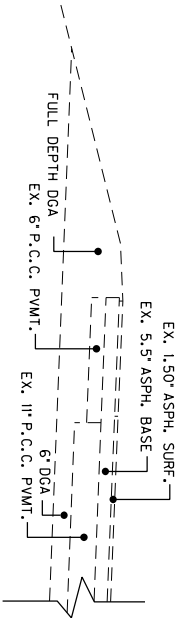
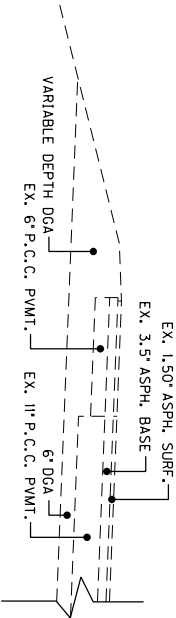
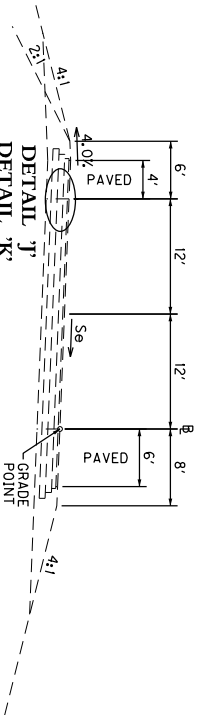
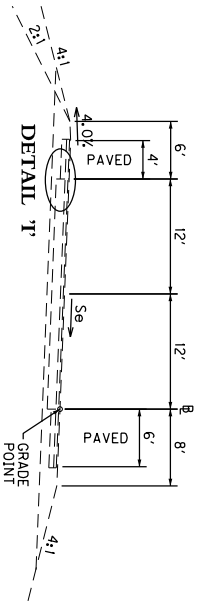
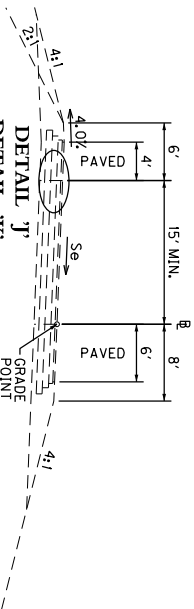
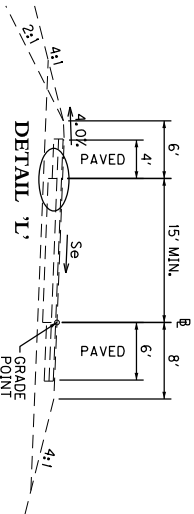
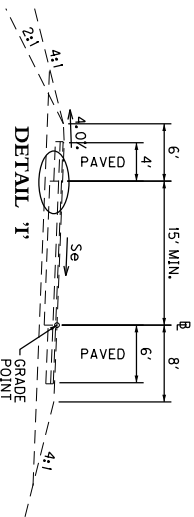


DETAIL 'H'

STA. 610+00 TO STA. 711+00 WESTBOUND

| COUNTY OF | ITEM NO. |
|-----------|----------|
| BOONE     | 6-20006  |

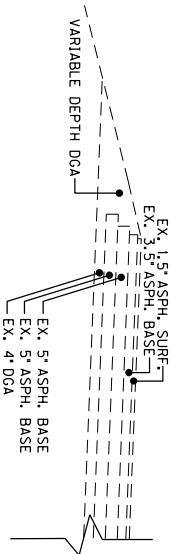
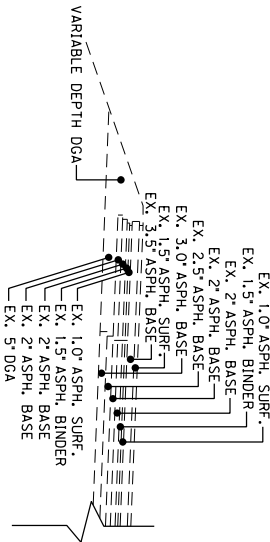
EXISTING TYPICAL SECTIONS  
RAMPS



UNDERLYING CONCRETE WITH  
ASPHALT OVERLAY

WB I-275 TO SB KY 212 RAMP

MINEOLA PIKE RAMPS  
WITH OVERLAY

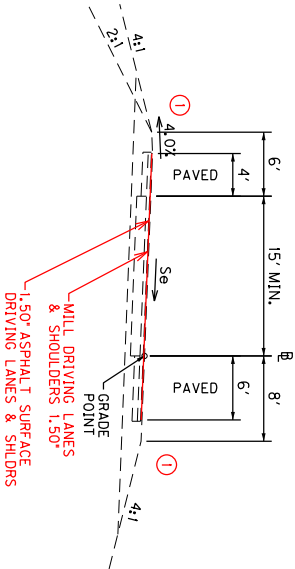


MINEOLA PIKE RAMPS  
RE-CONSTRUCTED

NOT TO SCALE  
I-275  
TYPICAL SECTIONS

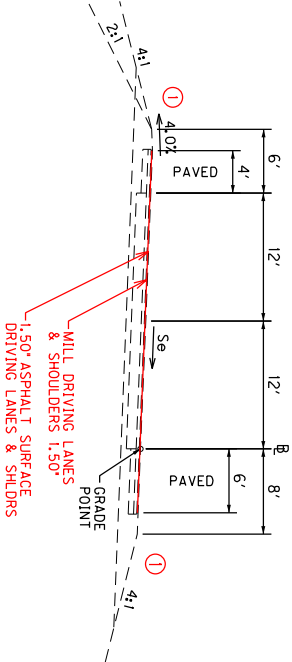
| COUNTY OF | ITEM NO. |
|-----------|----------|
| BOONE     | 6-20006  |

PROPOSED TYPICAL SECTIONS  
RAMPS



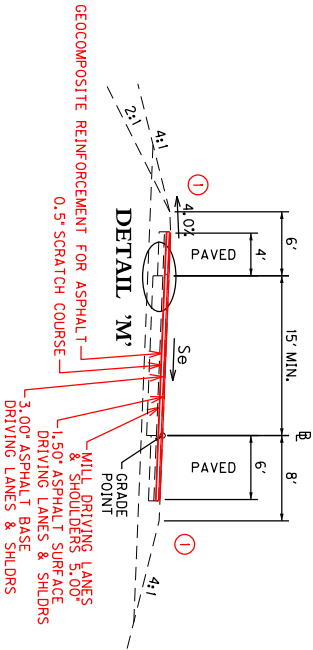
DRIVING LANES 0.5" MILL AND FILL SECTIONS)  
1.50" ASPHALT MILLING AND TEXTURING  
SURFACE --- 1.50" CL3 ASPH SURF 0.384 PG76-22  
SHOULDERS 0.5" MILL AND FILL SECTIONS)  
1.50" ASPHALT MILLING AND TEXTURING  
SURFACE --- 1.50" CL3 ASPHALT SURFACE 0.384 PG76-22

1 LANE RAMP SECTION



2 LANE RAMP SECTION

DRIVING LANES AND SHOULDERS (WB I-275 TO SB KY 212 RAMP)  
5.00" ASPHALT MILLING AND TEXTURING  
HIGH FRICTION SURFACE TREATMENT (DRIVING LANE ONLY)  
SURFACE --- 1.50" CL3 ASPH SURF 0.384 PG76-22  
BASE --- 3.00" CL3 ASPH BASE 1.000 PG76-22  
GEOCOMPOSITE REINFORCEMENT FOR ASPHALT  
0.50" ASPHALT SCRATCH COURSE PG76-22

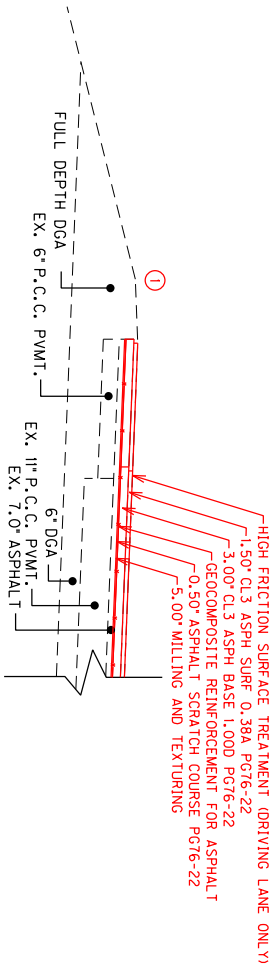


1 LANE RAMP SECTION  
WB I-275 TO SB KY 212 RAMP

① ASPHALT SEAL IS REQUIRED FROM OUTSIDE EDGE OF THE OUTSIDE PAVED SHOULDER TO A POINT 2' DOWN THE DITCH OR FILL SLOPE. TWO APPLICATIONS OF THE FOLLOWING:  
ASPHALT SEAL AGGREGATE - 20 LB/SY  
ASPHALT SEAL COAT - 2.4 LB/SY

TRANSVERSE JOINTS IN ASPHALT SURFACE WITH UNDERLYING PCC PAVEMENT

PRIOR TO THE ASPHALT SURFACING, MARK ALL TRANSVERSE JOINTS IN THE AREAS WHERE UNDERLYING CONCRETE PAVEMENT IS PRESENT SO THAT THEY CAN BE REFERENCED AFTER PLACEMENT OF THE ASPHALT PAVING.  
AFTER THE ASPHALT SURFACING HAS BEEN PLACED AND WITHIN SEVEN DAYS AFTER INITIAL COOLING SAW THE JOINT. CLEAN IT OF DEBRIS AND MUD, AND SEAL IT. SAW THE JOINT IN THE ASPHALT DIRECTLY ABOVE THE REFERENCED JOINT OR CRACK. SAW THE JOINT FULL WIDTH OF THE LANES AND THREE FEET BEYOND THE UNDERLYING EDGE OF THE PCC PAVEMENT. DO NOT ROUTE THE JOINT. SAW EITHER WET OR DRY, HOWEVER, CLEAN THE JOINT OUT THOROUGHLY OF DEBRIS AND MUD AND ALLOW IT TO DRY PRIOR TO APPLYING THE SEALING MATERIAL.  
CLEAN THE DRY SAW JOINT JOINTS WITH COMPRESSED AIR. CLEAN THE WET SAWED JOINTS WITH A WATER JET AND BLOW WITH COMPRESSED AIR TO PROVIDE A CLEAN DRY SURFACE PRIOR TO SEALING. IF A DRY CLEAN JOINT (FREE OF DEBRIS OR MUD) CANNOT BE OBTAINED BY THE ABOVE METHODS, THE ENGINEER MAY REQUIRE SAND BLASTING FOLLOWED BY CLEANING WITH BLOWN COMPRESSED AIR AT THE CONTRACTOR'S EXPENSE. SEAL THE JOINT BEFORE TRAFFIC CAN KNEAD OR DAMAGE THE JOINT. DO NOT INSTALL SEALANT IF THE AMBIENT TEMPERATURE IS LESS THAN 40°F. DO NOT ALLOW TRAFFIC UNTIL THE JOINT IS "TACK FREE". THE DEPARTMENT WILL MAKE UNDER BID ITEM 23845EC - SAW AND SEAL JOINTS IN ASPHALT PAVEMENT.



DETAIL 'M'  
WB I-275 TO SB KY 212 RAMP

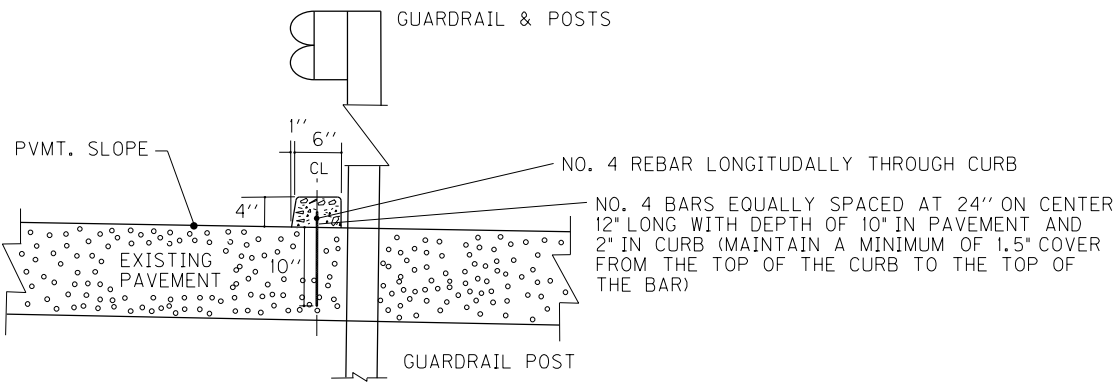
NOT TO SCALE  
I-275  
TYPICAL SECTIONS



|           |          |
|-----------|----------|
| COUNTY OF | ITEM NO. |
| BOONE     | 6-20006  |

CROSS SECTION VIEW

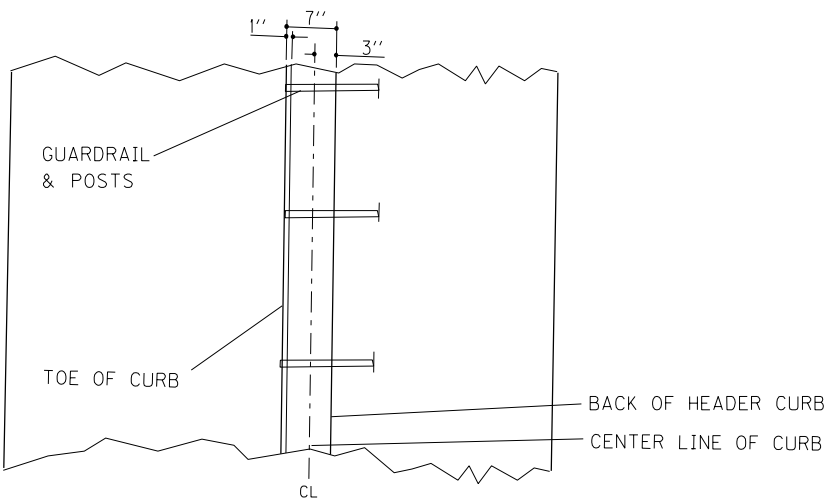
CONCRETE WEDGE CURB



NOT TO SCALE

PLAN VIEW

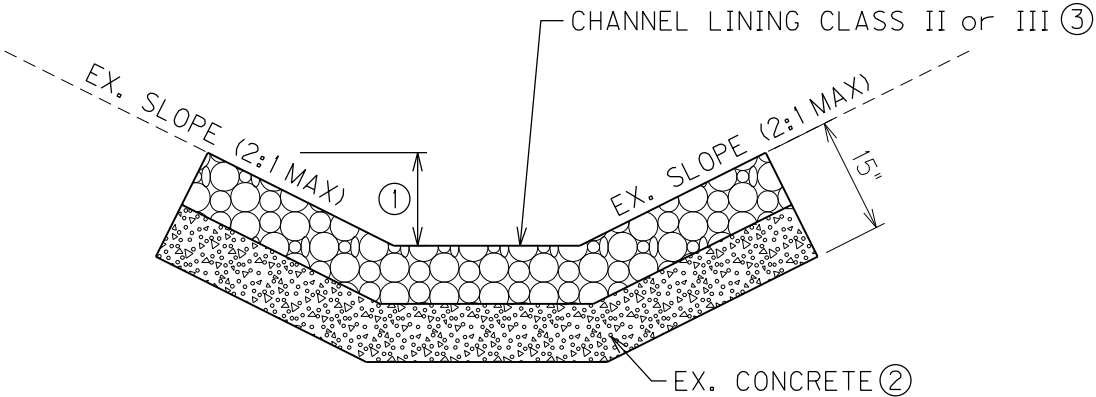
CONCRETE WEDGE CURB



NOT TO SCALE



|           |          |
|-----------|----------|
| COUNTY OF | ITEM NO. |
| BOONE     | 6-20006  |



**PAVED DITCH REPAIR**  
NOT TO SCALE

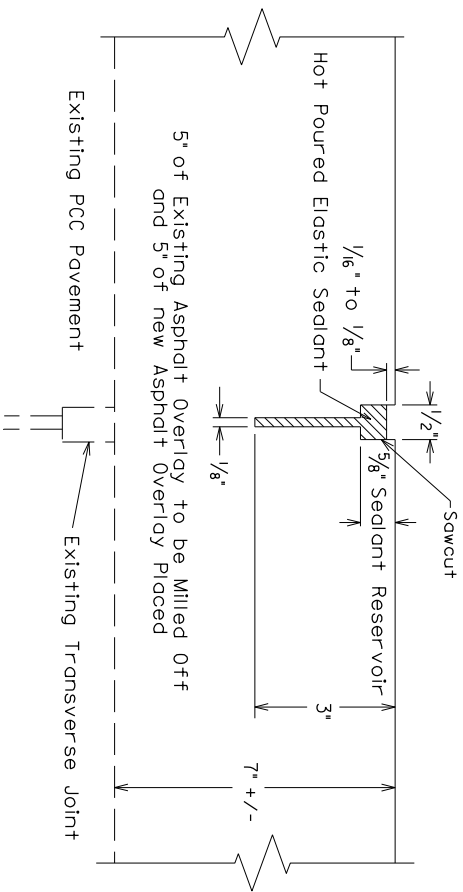
PAVED DITCH REPAIR NOTES

- ① MATCH EXISTING DEPTH OR 1.0’ MIN. WHICHEVER IS GREATER.
- ② EXISTING CONCRETE TO BE BROKEN INTO PIECES THE SIZE OF THE SPECIFIED CHANNEL LINING AND RESHAPED TO THAT OF THE NEW DITCH. SHALL BE PAID FOR BY "REMOVE PAVED DITCH" BID ITEM.
- ③ CHANNEL LINING SHALL BE MEASURED AND PAID BY THE BID ITEMS "CHANNEL LINING CLASS II" AND "CHANNEL LINING CLASS III." ANY FABRIC-GEOTEXTILE CLASS 2 WILL NOT BE MEASURED FOR PAYMENT AND WILL BE CONSIDERED INCIDENTAL TO THE CHANNEL LINING.

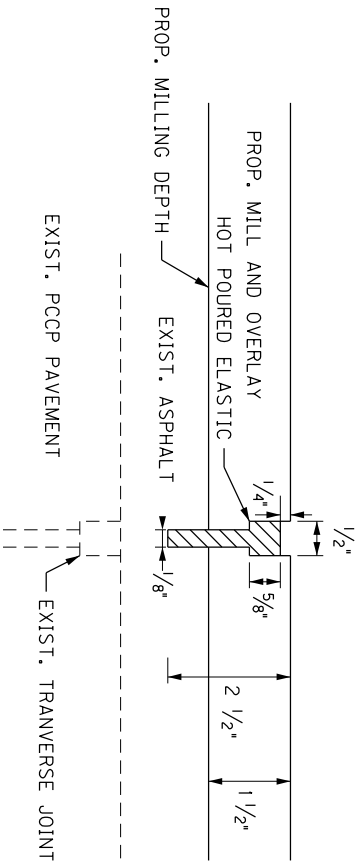
NOT TO SCALE

SAW AND SEAL TRANSVERSE JOINTS IN ASPHALT OVERLAY

| COUNTY OF | ITEM NO. |
|-----------|----------|
| BOONE     | 6-20006  |



APPLIES TO RAMPS AT KY 212 INTERCHANGE ONLY



APPLIES TO RAMPS AT KY 237 INTERCHANGE ONLY

Prior to milling the existing asphalt overlay, mark all existing transverse saw and seal joints in the existing asphalt pavement so they can be referenced after placement of the new asphalt overlay.

After the new asphalt overlay has been placed and within two days after initial cooling saw the joint, clean it of debris or mud, and seal it. Saw the joint in the asphalt directly above the referenced existing saw and seal joint. Saw the joint the full width of the lanes and shoulders. Do not route the joint. Saw either wet or dry, however, clean the cut joint thoroughly of debris or mud and allow it to dry prior to applying the sealing material. Clean the dry sawed joints with compressed air. Clean the wet sawed joints with a water jet and blow with compressed air to provide a clean, dry surface prior to sealing. If a dry clean joint (free of debris or mud) cannot be obtained by the above methods, the Engineer may require sand blasting followed by cleaning with blown compressed air at the contractor's expense. Seal the joint before traffic can knead or damage the joint. Do not install sealant if the ambient temperature is less than 40° F. Do not allow traffic to cross the joints until they are "tack free".

The Department will make payment for this work as Item No. 23845EC "SAW & SEAL ASPHALT JOINT". The Engineer may require additional joints if existing traverse cracks are visible at other locations after milling the pavement. Use hot poured asphalt elastic sealant for sealing the "Saw and Seal Joints" per subsections 501.03.18 and 807.03.01 of the current KYTC Standard Specifications.

NOT TO SCALE

I-275  
TYPICAL SECTIONS

| I-275 PAVEMENT REHABILITATION<br>BOONE COUNTY<br>ITEM NUMBER: 6-20006<br>GENERAL SUMMARY |  |     |          |       |
|--|--|-----|----------|-------|
| ITEM NUMBER  | ITEM   |     | QUANTITY | UNIT  |
| 1  | DGA BASE   | (1) | 4,604    | TON   |
| 78   | CRUSHED AGGREGATE SIZE NO. 2                     | (2) | 100      | TON   |
| 100  | ASPHALT SEAL AGGREGATE                           | (6) | 851      | TON   |
| 103  | ASPHALT SEAL COAT                                | (6) | 102      | TON   |
| 193  | ASPHALT SCRATCH COURSE PG76-22                   |     | 118      | TON   |
| 216  | CL3 ASPH BASE 1.00D PG76-22                      |     | 704      | TON   |
| 336  | CL3 ASPH SURF 0.38A PG76-22                      |     | 5,980    | TON   |
| 522  | STORM SEWER PIPE-18 IN                           |     | 135      | LF    |
| 529  | STORM SEWER PIPE-42 IN                           |     | 8        | LF    |
| 1432   | SLOPED BOX OUTLET TYPE 1-15 INCH                 |     | 1        | EACH  |
| 1646   | JUNCTION BOX-42 IN                               |     | 1        | EACH  |
| 1982   | DELINEATOR FOR GUARDRAIL MONO DIRECTIONAL WHITE  |     | 486      | EACH  |
| 1983   | DELINEATOR FOR GUARDRAIL MONO DIRECTIONAL YELLOW |     | 10       | EACH  |
| 2058   | REMOVE PCC PAVEMENT                              |     | 5,573    | SQ YD |
| 2060   | PCC PAVEMENT DIAMOND GRINDING                    |     | 300,901  | SQ YD |
| 2069   | JPC PAVEMENT - 10 IN                             | (5) | 34       | SQ YD |
| 2070   | JPC PAVEMENT - 12 IN                             | (5) | 19       | SQ YD |
| 2073   | JPC PAVEMENT - 9 IN                              | (5) | 5,520    | SQ YD |
| 2115   | SAW-CLEAN-RESEAL TRANSVERSE JOINT                |     | 198,434  | LF    |
| 2116   | SAW-CLEAN-RESEAL LONGITUDINAL JOINT              |     | 248,043  | LF    |
| 2165   | REMOVE PAVED DITCH                               |     | 138      | SQ YD |
| 2220   | FLOWABLE FILL                                    |     | 3        | CU YD |
| 2352   | GUARDRAIL STEEL BEAM D-FACE (7 FT POST)          |     | 275      | LF    |
| 2360   | GUARDRAIL TERMINAL SECTION NO. 1                 |     | 2        | EACH  |
| 2363   | GUARDRAIL CONNECTOR TO BRIDGE END TY A           |     | 4        | EACH  |
| 2365   | CRASH CUSHION TYPE IX-A                          |     | 2        | EACH  |
| 2367   | GUARDRAIL END TREATMENT TYPE 1                   |     | 31       | EACH  |
| 2369   | GUARDRAIL END TREATMENT TYPE 2A                  |     | 33       | EACH  |
| 2381   | REMOVE GUARDRAIL                                 |     | 26,125.0 | LF    |
| 2387   | GUARDRAIL CONNECTOR TO BRIDGE END TY A-1         |     | 2        | EACH  |
| 2391   | GUARDRAIL END TREATMENT TYPE 4A                  |     | 1        | EACH  |
| 2483   | CHANNEL LINING CLASS II                          |     | 64       | TON   |
| 2484   | CHANNEL LINING CLASS III                         | (3) | 546      | TON   |
| 2568   | MOBILIZATION                                     |     | 1        | LS    |
| 2569   | DEMOBILIZATION                                   |     | 1        | LS    |
| 2575   | DITCHING AND SHOULDERING                         |     | 29,927   | LF    |
| 2604   | FABRIC-GEOTEXTILE CLASS 1A                       | (9) | 500      | SQYD  |
| 2650   | MAINTAIN AND CONTROL TRAFFIC                     |     | 1        | LS    |
| 2671   | PORTABLE CHANGEABLE MESSAGE SIGN                 |     | 8        | EACH  |
| 2676   | MOBILIZATION FOR MILLING & TEXTURING             |     | 1        | LS    |
| 2677   | ASPHALT PAVE MILLING AND TEXTURING               |     | 6,803    | TON   |
| 2775   | ARROW PANEL                                      |     | 4        | EACH  |
| 2929   | CRASH CUSHION TYPE IX                            |     | 10       | EACH  |
| 5950   | EROSION CONTROL BLANKET                          | (7) | 13,301   | SQ YD |
| 6401   | FLEXIBLE DELINEATOR POST-M/W                     |     | 760      | EACH  |
| 6404   | FLEXIBLE DELINEATOR POST-M/Y                     |     | 321      | EACH  |
| 6542   | PAVE STRIPING-THERMO-6 IN W                      |     | 21,521   | LF    |
| 6543   | PAVE STRIPING-THERMO-6 IN Y                      |     | 17,834   | LF    |
| 6546   | PAVE STRIPING-THERMO-12 IN W                     |     | 2,405    | LF    |
| 6556   | PAVE STRIPING-DUR TY 1 - 6 INCH W                |     | 86,553   | LF    |
| 6557   | PAVE STRIPING-DUR TY 1 - 6 INCH Y                |     | 60,104   | LF    |
| 6560   | PAVE STRIPING-DUR TY 1 - 12 INCH W               |     | 4,360    | LF    |
| 6568   | PAVE MARKING-THERMO STOP BAR-24 IN               |     | 165      | LF    |
| 6574   | PAVE MARKING-THERMO CURVE ARROW                  |     | 20       | EACH  |
| 6576   | PAVE MARKING-THERMO ONLY                         |     | 5        | EACH  |
| 6600   | REMOVE PAVEMENT MARKER TYPE V                    | (4) | 1,685    | EACH  |
| 6613   | INLAID PAVEMENT MARKER - B W/R                   |     | 1,685    | EACH  |

| I-275 PAVEMENT REHABILITATION<br>BOONE COUNTY<br>ITEM NUMBER: 6-20006<br>GENERAL SUMMARY |   |     |          |         |
|--|---|-----|----------|---------|
| ITEM NUMBER  | ITEM  |     | QUANTITY | UNIT    |
| 6614   | INLAID PAVEMENT MARKER - B Y/R              |     | 225      | EACH    |
| 10020NS  | FUEL ADJUSTMENT                             |     | 10,131   | DOLLARS |
| 10030NS  | ASPHALT ADJUSTMENT                          |     | 16,387   | DOLLARS |
| 20071EC  | JOINT ADHESIVE                              |     | 69,016   | LF      |
| 20191ED  | OBJECT MARKER TYPE 3                        |     | 32       | EACH    |
| 20362ES403   | SHOULDER RUMBLE STRIPS SAWED                | (8) | 40,639   | LF      |
| 20366NN  | REPLACE GRATE                               |     | 3        | EACH    |
| 20411ED  | LAW ENFORCEMENT OFFICER                     |     | 1,000    | HOURL   |
| 20432ES112   | REMOVE CRASH CUSHION                        |     | 12       | EACH    |
| 21173EC  | SAW-CLEAN-RESEAL RANDOM CRACKS              | (5) | 5,643    | LF      |
| 21802EN  | GUARDRAIL - STEEL W BEAM S-FACE (7 FT POST) |     | 24,250.0 | LF      |
| 22883EN  | CONCRETE WEDGE CURB                         |     | 6,267    | LF      |
| 23229EC  | HIGH FRICTION SURFACE TREATMENT             |     | 1,963    | SQ YD   |
| 23845EC  | SAW & SEAL ASPHALT JOINT                    |     | 22,204   | LF      |
| 23970NC  | RESET GRATE                                 |     | 2        | EACH    |
| 24640ED  | OBJECT MARKER TYPE 1                        |     | 12       | EACH    |
| 24679ED  | PAVE MARK THERMO CHEVRON                    |     | 3,724    | SQ FT   |
| 24970EC  | ASPHALT MATERIAL FOR TACK NON-TRACKING      |     | 29       | TON     |
| 24891EC  | PAVE MOUNT INFRARED TEMP EQUIPMENT          |     | 729,036  | SQFT    |
| 24997EC  | PARTIAL DEPTH PATCHING-POLYMER MOD          | (5) | 1,466    | CU FT   |
| 25010EC  | GEOCOMPOSITE REINFORCEMENT FOR ASPHALT      |     | 4,264    | SQ YD   |
| 25075EC  | QUEUE PROTECTION VEHICLE                    |     | 300      | HOURL   |
| 25117EC  | FURNISH QUEUE PROTECTION VEHICLES           |     | 6        | MONTH   |
| 26136EC  | PORTABLE QUEUE WARNING ALERT SYSTEM         |     | 6        | MONTH   |
| 26137EC  | QUEUE WARNING PCMS                          |     | 36       | MONTH   |
| 26138EC  | QUEUE WARNING PORTABLE RADAR SENSORS        |     | 36       | MONTH   |

- NOTE:
- (1)

INCLUDES 2,780 TONS FROM THE GUARDRAIL SUMMARY, 389 TONS FROM THE DRAINAGE SUMMARY, AND 1,435 TONS FOR RAMP SHOULDERS.
- (2)

TO BE USED AS DIRECTED BY THE ENGINEER FOR FULL DEPTH CONCRETE REPAIRS.
- (3)

ANY EXCAVATION AND FABRIC-GEOTEXTILE CLASS 2 IS INCIDENTAL TO THE CHANNEL LINING.
- (4)

THE PARTIAL DEPTH PATCHES FOR HOLES LEFT BY THE REMOVAL OF EXISTING PAVEMENT MARKERS WILL BE CONSIDERED INCIDENTAL TO THE BID ITEM REMOVE PAVEMENT MARKER TYPE V.
- (5)

INLCUDES AN ADDITIONAL 25% FOR CONTINUING PAVEMENT DETERIORATION.
- (6)

QUANTITY IS INCLUDED FOR THE OUTSIDE SHOULDERS ONLY FOR MAINLINE, AND BOTH SHOULDER ON THE RAMPS.
- (7)

TO BE USED AS DIRECTED BY THE ENGINEER FOR SLOPE AND DITCH REPAIRS.
- (8)

TO BE CONSTRUCTED ON RAMP SHOULDERS AS DIRECTED BY THE ENGINEER.
- (9)

TO BE USED AS DIRECTED BY THE ENGINEER FOR PAVEMENT REPAIRS.

| I-275 PAVEMENT REHABILITATION<br>BOONE COUNTY<br>ITEM NO: 6-20006<br>CONCRETE FULL DEPTH REPAIR SUMMARY |             |             |         |         |         |                   |                    |                    |              |
|---|-------------|-------------|---------|---------|---------|-------------------|--------------------|--------------------|--------------|
| BEGIN STATION   | END STATION | LENGTH (FT) | LANE #1 | LANE #2 | LANE #3 | JPC - 9"<br>SQ YD | JPC - 10"<br>SQ YD | JPC - 12"<br>SQ YD | COMMENTS     |
| ITEM NUMBER   |             |             |         |         |         | 2073              | 2069               | 2070               |              |
| EASTBOUND I-275   |             |             |         |         |         |                   |                    |                    |              |
| 436+34  | 436+51      | 17          |         | X       |         | 23                |                    |                    | 12' WIDE     |
| 490+80  | 490+87      | 7           |         |         | X       | 9                 |                    |                    | 12' WIDE     |
| 510+06  | 510+18      | 12          |         |         | X       | 16                |                    |                    | 12' WIDE     |
| 568+71  | 568+79      | 8           |         |         | X       | 11                |                    |                    | 12' WIDE     |
| 574+36  | 574+41      | 5           |         |         | X       |                   |                    | 7                  | 12' WIDE     |
| 704+62  | 704+82      | 20          |         |         | X       |                   | 27                 |                    | 12' WIDE     |
|   |             |             |         |         |         |                   |                    |                    |              |
| WESTBOUND I-275   |             |             |         |         |         |                   |                    |                    |              |
| 533+05  | 534+60      | 155         |         | X       | X       | 207               |                    |                    | 12' WIDE (1) |
| 535+69  | 539+79      | 410         |         | X       | X       | 547               |                    |                    | 12' WIDE (1) |
| 540+52  | 541+75      | 123         |         | X       | X       | 164               |                    |                    | 12' WIDE (1) |
| 543+22  | 557+45      | 1423        |         | X       | X       | 1897              |                    |                    | 12' WIDE (1) |
| 566+30  | 566+87      | 57          |         |         | X       | 76                |                    |                    | 12' WIDE     |
| 578+01  | 578+07      | 6           |         |         | X       |                   |                    | 8                  | 12' WIDE     |
| 580+39  | 580+94      | 55          |         | X       |         | 73                |                    |                    | 12' WIDE     |
| 584+79  | 584+91      | 12          |         | X       |         | 16                |                    |                    | 12' WIDE     |
| 584+80  | 585+42      | 62          |         |         | X       | 83                |                    |                    | 12' WIDE     |
| 588+10  | 589+00      | 90          |         |         | X       | 120               |                    |                    | 12' WIDE     |
| 589+13  | 589+35      | 22          |         |         | X       | 29                |                    |                    | 12' WIDE     |
| 594+95  | 595+33      | 38          |         |         | X       | 51                |                    |                    | 12' WIDE     |
| 597+18  | 597+36      | 18          |         |         | X       | 24                |                    |                    | 12' WIDE     |
| 598+80  | 599+65      | 85          |         |         | X       | 113               |                    |                    | 12' WIDE     |
| 599+57  | 599+92      | 35          |         | X       |         | 47                |                    |                    | 12' WIDE     |
| 600+02  | 600+14      | 12          |         |         | X       | 16                |                    |                    | 12' WIDE     |
| 601+50  | 601+79      | 29          |         |         | X       | 39                |                    |                    | 12' WIDE     |
| 602+23  | 602+47      | 24          |         |         | X       | 32                |                    |                    | 12' WIDE     |
| 603+41  | 603+46      | 5           |         |         | X       | 7                 |                    |                    | 12' WIDE     |
| 619+86  | 619+91      | 5           |         |         | X       | 7                 |                    |                    | 12' WIDE     |
| 620+13  | 620+18      | 5           |         |         | X       | 7                 |                    |                    | 12' WIDE     |
| 623+53  | 623+67      | 14          |         |         | X       | 19                |                    |                    | 12' WIDE     |
| 624+70  | 624+75      | 5           |         |         | X       | 7                 |                    |                    | 12' WIDE     |
| 625+25  | 625+39      | 14          |         |         | X       | 19                |                    |                    | 12' WIDE     |
| 629+74  | 630+05      | 31          |         |         | X       | 41                |                    |                    | 12' WIDE     |
| 633+91  | 634+20      | 29          |         | X       |         | 39                |                    |                    | 12' WIDE     |
| 637+35  | 637+63      | 28          |         |         | X       | 37                |                    |                    | 12' WIDE     |
| 642+20  | 642+75      | 55          |         |         |         | 73                |                    |                    | 12' WIDE     |
| 646+65  | 647+33      | 68          |         |         | X       | 91                |                    |                    | 12' WIDE     |
| 651+70  | 651+81      | 11          |         |         | X       | 15                |                    |                    | 12' WIDE     |
| 652+04  | 652+17      | 13          |         |         | X       | 17                |                    |                    | 12' WIDE     |
| 653+54  | 653+64      | 10          |         |         | X       | 13                |                    |                    | 12' WIDE     |
| 660+47  | 660+57      | 10          |         |         | X       | 13                |                    |                    | 12' WIDE     |
| 667+41  | 667+61      | 20          |         |         | X       | 27                |                    |                    | 12' WIDE     |
| 678+94  | 679+04      | 10          |         |         | X       | 13                |                    |                    | 12' WIDE     |
| 680+60  | 680+71      | 11          |         | X       |         | 15                |                    |                    | 12' WIDE     |
| 681+80  | 682+15      | 35          |         | X       |         | 47                |                    |                    | 12' WIDE     |
| 682+73  | 682+93      | 20          |         |         | X       | 27                |                    |                    | 12' WIDE     |
| 691+25  | 691+53      | 28          |         | X       |         | 37                |                    |                    | 12' WIDE     |
| 692+18  | 692+30      | 12          | X       |         |         | 16                |                    |                    | 12' WIDE     |
| 693+05  | 693+33      | 28          |         |         | X       | 37                |                    |                    | 12' WIDE     |
| 693+69  | 694+04      | 35          |         | X       |         | 47                |                    |                    | 12' WIDE     |
| 694+87  | 695+05      | 18          |         | X       |         | 24                |                    |                    | 12' WIDE     |
| 695+48  | 695+65      | 17          |         | X       |         | 23                |                    |                    | 12' WIDE     |
| 697+86  | 698+04      | 18          |         | X       |         | 24                |                    |                    | 12' WIDE     |
| 698+34  | 698+65      | 31          |         | X       |         | 41                |                    |                    | 12' WIDE     |
| 706+38  | 706+42      | 4           |         |         | X       | 5                 |                    |                    | 12' WIDE     |
| 709+64  | 709+90      | 26          |         |         | X       | 35                |                    |                    | 12' WIDE     |
|   |             |             |         |         |         |                   |                    |                    |              |
| EASTBOUND I-275 TOTAL - JPC PAVEMENT 9 IN (SQ YD)   |             |             |         |         |         | 59                |                    |                    |              |
| WESTBOUND I-275 TOTAL - JPC PAVEMENT 9 IN (SQ YD)   |             |             |         |         |         | 4,357             |                    |                    |              |
| EASTBOUND I-275 TOTAL - JPC PAVEMENT 10 IN (SQ YD)  |             |             |         |         |         | 27                |                    |                    |              |

| <b>I-275 PAVEMENT REHABILITATION</b><br><b>BOONE COUNTY</b><br><b>ITEM NO: 6-20006</b><br><b>CONCRETE FULL DEPTH REPAIR SUMMARY</b>   |             |             |         |         |         |                   |                    |                    |          |
|---|-------------|-------------|---------|---------|---------|-------------------|--------------------|--------------------|----------|
| BEGIN STATION   | END STATION | LENGTH (FT) | LANE #1 | LANE #2 | LANE #3 | JPC - 9"<br>SQ YD | JPC - 10"<br>SQ YD | JPC - 12"<br>SQ YD | COMMENTS |
| WESTBOUND I-275 TOTAL - JPC PAVEMENT 10 IN (SQ YD)  |             |             |         |         |         | 0                 |                    |                    |          |
| EASTBOUND I-275 TOTAL - JPC PAVEMENT 12 IN (SQ YD)  |             |             |         |         |         | 7                 |                    |                    |          |
| WESTBOUND I-275 TOTAL - JPC PAVEMENT 12 IN (SQ YD)  |             |             |         |         |         | 8                 |                    |                    |          |
| <b>PROJECT TOTAL - JPC PAVEMENT 9 IN (SQ YD)</b>  |             |             |         |         |         | <b>4,416</b>      |                    |                    |          |
| <b>PROJECT TOTAL - JPC PAVEMENT 10 IN (SQ YD)</b>   |             |             |         |         |         | <b>27</b>         |                    |                    |          |
| <b>PROJECT TOTAL - JPC PAVEMENT 12 IN (SQ YD)</b>   |             |             |         |         |         | <b>15</b>         |                    |                    |          |
| <i>(1) The repairs in these locations are intended to replace half of each driving lane.</i>  |             |             |         |         |         |                   |                    |                    |          |
| <i>Lane numbers begin with the left most driving lane slabs (lane #1) and increase as you move right into the right most slabs. Note that shoulders and turn lanes were noted directly. (Each Direction Separately)</i> |             |             |         |         |         |                   |                    |                    |          |
| <i>Approximate full depth pavement repair locations are listed in this proposal. The Engineer will determine the exact location at the time of construction.</i>  |             |             |         |         |         |                   |                    |                    |          |
| <i>Note: Quantities are carried over to the General Summary</i>   |             |             |         |         |         |                   |                    |                    |          |

| I-275 PAVEMENT REHABILITATION<br>BOONE COUNTY<br>ITEM NO: 6-20006<br>PARTIAL DEPTH PCC PAVEMENT REPAIRS |                    |         |         |         |         |                     |                                     |               |   |  |
|---|--------------------|---------|---------|---------|---------|---------------------|-------------------------------------|---------------|---|--|
| STATION   | INSIDE<br>SHOULDER | LANE #0 | LANE #1 | LANE #2 | LANE #3 | OUTSIDE<br>SHOULDER | APPROX.<br>SURF.<br>AREA<br>(SQ FT) | DEPTH<br>(FT) | PARTIAL<br>DEPTH<br>PATCHING<br>(CU FT) | SAW-CLEAN-<br>RESEAL<br>RANDOM<br>CRACKS<br>(LF) |
| EASTBOUND I-275   |                    |         |         |         |         |                     |                                     |               |   |  |
| 411+24  |                    |         |         |         |         | X                   | 2                                   | 0.28          | 0.56                                    |  |
| 411+75  |                    |         |         |         |         | X                   | 1                                   | 0.28          | 0.28                                    |  |
| 418+96  |                    |         | X       |         |         |                     | 1                                   | 0.28          | 0.28                                    |  |
| 424+59  |                    |         |         | X       |         |                     | 1                                   | 0.28          | 0.28                                    |  |
| 432+21  |                    |         | X       |         |         |                     | 1                                   | 0.28          | 0.28                                    |  |
| 432+87  |                    |         |         | X       |         |                     |                                     |               |   | 12   |
| 433+04  |                    |         |         | X       |         |                     |                                     |               |   | 12   |
| 433+18  |                    |         |         | X       |         |                     | 10                                  | 0.28          | 2.8                                     | 12   |
| 440+04  |                    |         |         |         | X       |                     | 2                                   | 0.28          | 0.56                                    |  |
| 443+28  |                    |         | X       |         |         |                     | 2                                   | 0.28          | 0.56                                    |  |
| 447+58  |                    |         |         | X       |         |                     | 1                                   | 0.28          | 0.28                                    |  |
| 449+22  |                    |         |         | X       |         |                     | 1                                   | 0.28          | 0.28                                    |  |
| 449+75  |                    |         |         | X       |         |                     |                                     |               |   | 12   |
| 449+91  |                    |         |         | X       |         |                     |                                     |               |   | 12   |
| 460+35  |                    |         | X       | X       |         |                     | 2                                   | 0.28          | 0.56                                    |  |
| 465+75  |                    |         |         |         | X       |                     | 1                                   | 0.28          | 0.28                                    |  |
| 473+94  |                    |         | X       |         |         |                     | 1                                   | 0.28          | 0.28                                    |  |
| 474+90  |                    |         |         |         | X       |                     | 1                                   | 0.28          | 0.28                                    |  |
| 475+35  |                    |         |         |         | X       |                     | 1                                   | 0.28          | 0.28                                    |  |
| 476+10  |                    |         |         |         | X       |                     | 1                                   | 0.28          | 0.28                                    |  |
| 482+65  |                    |         |         |         | X       |                     | 2                                   | 0.28          | 0.56                                    |  |
| 490+34  |                    |         |         | X       |         |                     | 1                                   | 0.28          | 0.28                                    |  |
| 492+45  |                    |         |         |         | X       |                     | 1                                   | 0.28          | 0.28                                    |  |
| 492+75  |                    |         |         |         | X       |                     | 1                                   | 0.28          | 0.28                                    |  |
| 492+90  |                    |         |         |         | X       |                     | 1                                   | 0.28          | 0.28                                    |  |
| 494+37  |                    |         |         | X       |         |                     | 2                                   | 0.28          | 0.56                                    |  |
| 508+77  |                    |         |         | X       |         |                     | 2                                   | 0.28          | 0.56                                    |  |
| 511+60  |                    |         |         |         | X       |                     | 1                                   | 0.28          | 0.28                                    |  |
| 512+79  |                    |         |         | X       |         |                     | 2                                   | 0.28          | 0.56                                    |  |
| 515+71  |                    |         | X       |         |         |                     | 1                                   | 0.28          | 0.28                                    |  |
| 525+46  |                    |         |         |         | X       |                     |                                     |               |   | 12   |
| 525+61  |                    |         |         |         | X       |                     |                                     |               |   | 12   |
| 525+91  |                    |         |         |         | X       |                     |                                     |               |   | 12   |
| 526+06  |                    |         |         |         | X       |                     |                                     |               |   |  |
| 537+89  |                    |         |         |         | X       |                     | 10                                  | 0.28          | 2.8                                     |  |
| 538+28  |                    |         |         |         | X       |                     | 20                                  | 0.28          | 5.6                                     |  |
| 542+64  |                    |         |         | X       |         |                     |                                     |               |   | 12   |
| 547+17  |                    |         | X       |         |         |                     | 2                                   | 0.28          | 0.56                                    |  |

| I-275 PAVEMENT REHABILITATION<br>BOONE COUNTY<br>ITEM NO: 6-20006<br>PARTIAL DEPTH PCC PAVEMENT REPAIRS |                    |         |         |         |         |                     |                                     |               |   |  |
|---|--------------------|---------|---------|---------|---------|---------------------|-------------------------------------|---------------|---|--|
| STATION   | INSIDE<br>SHOULDER | LANE #0 | LANE #1 | LANE #2 | LANE #3 | OUTSIDE<br>SHOULDER | APPROX.<br>SURF.<br>AREA<br>(SQ FT) | DEPTH<br>(FT) | PARTIAL<br>DEPTH<br>PATCHING<br>(CU FT) | SAW-CLEAN-<br>RESEAL<br>RANDOM<br>CRACKS<br>(LF) |
| 547+70  |                    |         |         |         | X       |                     | 1                                   | 0.28          | 0.28                                    |  |
| 548+60  |                    |         |         |         | X       |                     | 1                                   | 0.28          | 0.28                                    |  |
| 554+65  |                    |         |         |         | X       |                     |                                     |               |   | 12   |
| 564+72  |                    |         |         |         | X       |                     |                                     |               |   | 12   |
| 564+87  |                    |         |         |         | X       |                     |                                     |               |   | 12   |
| 565+32  |                    |         |         |         | X       |                     |                                     |               |   | 12   |
| 565+46  |                    |         |         |         | X       |                     |                                     |               |   | 12   |
| 568+09  |                    |         | X       |         |         |                     | 1                                   | 0.28          | 0.28                                    |  |
| 568+28  |                    |         |         |         | X       |                     | 20                                  | 0.28          | 5.6                                     |  |
| 569+06  |                    |         |         |         | X       |                     |                                     |               |   | 12   |
| 569+36  |                    |         |         |         | X       |                     |                                     |               |   | 12   |
| 569+50  |                    |         |         |         | X       |                     |                                     |               |   | 12   |
| 571+17  |                    |         |         | X       |         |                     |                                     |               |   | 12   |
| 572+19  |                    |         |         | X       |         |                     |                                     |               |   | 12   |
| 572+63  |                    |         |         | X       |         |                     |                                     |               |   | 12   |
| 572+80  |                    |         |         | X       |         |                     |                                     |               |   | 12   |
| 572+96  |                    |         |         | X       |         |                     |                                     |               |   | 12   |
| 573+09  |                    |         |         | X       |         |                     |                                     |               |   | 12   |
| 574+06  |                    |         |         | X       |         |                     |                                     |               |   | 12   |
| 580+98  |                    |         | X       |         |         |                     | 2                                   | 0.28          | 0.56                                    |  |
| 589+11  |                    |         |         |         | X       | X                   | 1                                   | 0.28          | 0.28                                    |  |
| 589+61  |                    |         |         |         | X       |                     | 1                                   | 0.28          | 0.28                                    |  |
| 589+67  |                    |         |         | X       |         |                     | 1                                   | 0.28          | 0.28                                    |  |
| 592+18  |                    |         |         |         |         | X                   | 10                                  | 0.28          | 2.8                                     |  |
| 598+56  |                    |         |         | X       |         |                     |                                     |               |   | 12   |
| 606+31  |                    |         | X       | X       | X       |                     |                                     |               |   | 36   |
| 606+44  |                    |         | X       | X       | X       |                     |                                     |               |   | 36   |
| 606+50  |                    |         | X       | X       | X       |                     |                                     |               |   | 36   |
| 606+69  |                    |         | X       | X       | X       |                     |                                     |               |   | 36   |
| 606+82  |                    |         | X       | X       | X       |                     |                                     |               |   | 36   |
| 606+88  |                    |         | X       | X       | X       |                     |                                     |               |   | 36   |
| 607+02  |                    |         | X       | X       | X       |                     |                                     |               |   | 36   |
| 607+21  |                    |         | X       | X       | X       |                     |                                     |               |   | 36   |
| 607+28  |                    |         | X       | X       | X       |                     |                                     |               |   | 36   |
| 607+41  |                    |         | X       | X       | X       |                     |                                     |               |   | 36   |
| 607+47  |                    |         | X       | X       | X       |                     |                                     |               |   | 36   |
| 609+68  |                    |         |         | X       |         |                     | 1                                   | 0.28          | 0.28                                    |  |
| 610+28  |                    |         |         |         | X       |                     | 3                                   | 0.28          | 0.84                                    |  |
| 612+56  |                    |         |         |         | X       |                     | 1                                   | 0.28          | 0.28                                    |  |



| I-275 PAVEMENT REHABILITATION<br>BOONE COUNTY<br>ITEM NO: 6-20006<br>PARTIAL DEPTH PCC PAVEMENT REPAIRS |                    |         |         |         |         |                     |                                     |               |   |  |
|---|--------------------|---------|---------|---------|---------|---------------------|-------------------------------------|---------------|---|--|
| STATION   | INSIDE<br>SHOULDER | LANE #0 | LANE #1 | LANE #2 | LANE #3 | OUTSIDE<br>SHOULDER | APPROX.<br>SURF.<br>AREA<br>(SQ FT) | DEPTH<br>(FT) | PARTIAL<br>DEPTH<br>PATCHING<br>(CU FT) | SAW-CLEAN-<br>RESEAL<br>RANDOM<br>CRACKS<br>(LF) |
| 617+52  |                    |         |         |         | X       |                     | 3                                   | 0.28          | 0.84                                    |  |
| EQ. STA. 623+71.97 BACK = STA. 623+73.02 AHEAD  |                    |         |         |         |         |                     |                                     |               |   |  |
| 623+83  |                    |         | X       |         |         |                     | 1                                   | 0.28          | 0.28                                    |  |
| 631+42  |                    |         |         | X       |         |                     | 2                                   | 0.28          | 0.56                                    |  |
| 640+42  |                    |         |         | X       |         |                     | 1                                   | 0.28          | 0.28                                    |  |
| 646+49  |                    |         |         | X       |         |                     |                                     |               |   | 12   |
| BEG 649+64  |                    |         |         |         | X       |                     | 38                                  | 0.28          | 10.64                                   |  |
| END 649+81  |                    |         |         |         | X       |                     |                                     |               |   |  |
| 659+37  |                    |         |         | X       |         |                     | 10                                  | 0.28          | 2.8                                     |  |
| 661+13  |                    |         |         | X       |         |                     | 2                                   | 0.28          | 0.56                                    |  |
| 661+58  |                    |         |         | X       |         |                     | 2                                   | 0.28          | 0.56                                    |  |
| 661+73  |                    |         |         | X       |         |                     | 2                                   | 0.28          | 0.56                                    |  |
| 662+62  |                    |         |         | X       |         |                     | 2                                   | 0.28          | 0.56                                    |  |
| 662+77  |                    |         |         | X       |         |                     | 2                                   | 0.28          | 0.56                                    |  |
| 662+93  |                    |         |         | X       |         |                     | 2                                   | 0.28          | 0.56                                    |  |
| 663+07  |                    |         |         | X       |         |                     | 2                                   | 0.28          | 0.56                                    |  |
| 663+23  |                    |         |         | X       |         |                     | 2                                   | 0.28          | 0.56                                    |  |
| 663+37  |                    |         |         | X       |         |                     | 2                                   | 0.28          | 0.56                                    |  |
| 663+52  |                    |         |         | X       |         |                     | 2                                   | 0.28          | 0.56                                    |  |
| 663+67  |                    |         |         | X       | X       |                     | 60                                  | 0.28          | 16.8                                    |  |
| 703+92  |                    |         |         |         | X       |                     |                                     |               |   | 12   |
| 704+07  |                    |         |         |         | X       |                     |                                     |               |   | 12   |
| 704+22  |                    |         |         |         | X       |                     |                                     |               |   | 12   |
| 704+37  |                    |         |         |         | X       |                     |                                     |               |   | 12   |
| 704+51  |                    |         |         |         | X       |                     |                                     |               |   | 12   |
| 704+98  |                    |         |         |         | X       |                     |                                     |               |   | 12   |
| 705+11  |                    |         |         |         | X       |                     |                                     |               |   | 12   |
| 705+27  |                    |         |         |         | X       |                     |                                     |               |   | 12   |
| 706+76  |                    |         |         |         | X       |                     |                                     |               |   | 12   |
|   |                    |         |         |         |         |                     |                                     |               |   |  |
|   |                    |         |         |         |         |                     |                                     |               |   |  |
| WESTBOUND I-275   |                    |         |         |         |         |                     |                                     |               |   |  |
| 414+38  |                    |         |         |         | X       |                     | 2                                   | 0.28          | 0.56                                    |  |
| 420+55  |                    |         |         |         | X       |                     | 1                                   | 0.28          | 0.28                                    |  |
| 423+57  |                    |         |         |         | X       |                     |                                     |               |   | 11   |
| 426+78  |                    |         |         |         | X       |                     | 1                                   | 0.28          | 0.28                                    |  |
| 426+93  |                    |         |         | X       |         |                     | 1                                   | 0.28          | 0.28                                    |  |
| 427+38  |                    |         |         | X       |         |                     | 2                                   | 0.28          | 0.56                                    |  |
| 430+55  |                    |         | X       |         |         |                     | 3                                   | 0.28          | 0.84                                    |  |

| I-275 PAVEMENT REHABILITATION<br>BOONE COUNTY<br>ITEM NO: 6-20006<br>PARTIAL DEPTH PCC PAVEMENT REPAIRS |                 |         |         |         |         |                  |                            |            |                                |                                     |
|---|-----------------|---------|---------|---------|---------|------------------|----------------------------|------------|--------------------------------|-------------------------------------|
| STATION   | INSIDE SHOULDER | LANE #0 | LANE #1 | LANE #2 | LANE #3 | OUTSIDE SHOULDER | APPROX. SURF. AREA (SQ FT) | DEPTH (FT) | PARTIAL DEPTH PATCHING (CU FT) | SAW-CLEAN-RESEAL RANDOM CRACKS (LF) |
| 430+60  |                 |         |         | X       |         |                  | 3                          | 0.28       | 0.84                           |                                     |
| 431+57  |                 |         |         | X       |         |                  | 3                          | 0.28       | 0.84                           |                                     |
| 432+37  |                 |         |         |         | X       |                  | 1                          | 0.28       | 0.28                           |                                     |
| 433+11  |                 |         |         |         | X       |                  | 1                          | 0.28       | 0.28                           |                                     |
| 433+84  |                 |         |         |         | X       |                  | 1                          | 0.28       | 0.28                           |                                     |
| 434+43  |                 |         |         |         | X       |                  | 1                          | 0.28       | 0.28                           |                                     |
| 441+57  |                 |         |         |         |         | X                | 1                          | 0.28       | 0.28                           |                                     |
| 445+14  |                 |         | X       |         |         |                  | 1                          | 0.28       | 0.28                           |                                     |
| 447+04  |                 |         | X       |         |         |                  | 1                          | 0.28       | 0.28                           |                                     |
| 447+34  |                 |         |         |         | X       |                  | 1                          | 0.28       | 0.28                           |                                     |
| 447+48  |                 |         | X       |         |         |                  | 1                          | 0.28       | 0.28                           |                                     |
| 447+49  | X               |         |         |         |         |                  | 6                          | 0.28       | 1.68                           |                                     |
| 447+63  |                 |         |         | X       |         |                  | 1                          | 0.28       | 0.28                           |                                     |
| 447+78  |                 |         |         | X       |         |                  | 1                          | 0.28       | 0.28                           |                                     |
| 447+93  |                 |         | X       | X       |         |                  | 2                          | 0.28       | 0.56                           |                                     |
| 448+23  |                 |         | X       |         |         |                  | 1                          | 0.28       | 0.28                           |                                     |
| 448+52  |                 |         |         |         | X       |                  | 1                          | 0.28       | 0.28                           |                                     |
| 448+67  |                 |         |         |         | X       |                  | 1                          | 0.28       | 0.28                           |                                     |
| 448+82  |                 |         |         |         | X       |                  | 1                          | 0.28       | 0.28                           |                                     |
| 448+97  |                 |         |         |         | X       |                  | 1                          | 0.28       | 0.28                           |                                     |
| 449+12  |                 |         |         |         | X       |                  | 1                          | 0.28       | 0.28                           |                                     |
| 449+27  |                 |         |         |         | X       |                  | 1                          | 0.28       | 0.28                           |                                     |
| 449+42  |                 |         |         |         | X       |                  | 1                          | 0.28       | 0.28                           |                                     |
| 449+86  |                 |         |         |         | X       |                  | 1                          | 0.28       | 0.28                           |                                     |
| 450+01  |                 |         |         | X       |         |                  | 1                          | 0.28       | 0.28                           |                                     |
| 450+45  |                 |         |         | X       |         |                  | 1                          | 0.28       | 0.28                           |                                     |
| 450+60  |                 |         |         | X       |         |                  | 1                          | 0.28       | 0.28                           |                                     |
| 453+90  |                 |         |         |         |         | X                | 1                          | 0.28       | 0.28                           |                                     |
| 455+39  |                 |         |         |         | X       |                  | 2                          | 0.28       | 0.56                           |                                     |
| 455+62  |                 |         |         |         |         | X                | 3                          | 0.28       | 0.84                           |                                     |
| 457+21  |                 |         |         | X       |         |                  | 1                          | 0.28       | 0.28                           |                                     |
| 461+40  |                 |         |         |         | X       |                  | 1                          | 0.28       | 0.28                           |                                     |
| 464+40  |                 |         |         |         | X       |                  | 1                          | 0.28       | 0.28                           |                                     |
| 464+56  |                 |         |         |         | X       |                  | 1                          | 0.28       | 0.28                           |                                     |
| 464+70  |                 |         |         |         | X       |                  | 1                          | 0.28       | 0.28                           |                                     |
| 464+85  |                 |         |         |         | X       |                  | 1                          | 0.28       | 0.28                           |                                     |
| 465+60  |                 |         |         |         | X       |                  | 1                          | 0.28       | 0.28                           |                                     |
| 465+75  |                 |         |         |         | X       |                  | 1                          | 0.28       | 0.28                           |                                     |
| 465+91  |                 |         |         |         | X       |                  | 1                          | 0.28       | 0.28                           |                                     |

| I-275 PAVEMENT REHABILITATION<br>BOONE COUNTY<br>ITEM NO: 6-20006<br>PARTIAL DEPTH PCC PAVEMENT REPAIRS |                    |         |         |         |         |                     |                                     |               |   |  |
|---|--------------------|---------|---------|---------|---------|---------------------|-------------------------------------|---------------|---|--|
| STATION   | INSIDE<br>SHOULDER | LANE #0 | LANE #1 | LANE #2 | LANE #3 | OUTSIDE<br>SHOULDER | APPROX.<br>SURF.<br>AREA<br>(SQ FT) | DEPTH<br>(FT) | PARTIAL<br>DEPTH<br>PATCHING<br>(CU FT) | SAW-CLEAN-<br>RESEAL<br>RANDOM<br>CRACKS<br>(LF) |
| 466+06  |                    |         |         |         | X       |                     | 1                                   | 0.28          | 0.28                                    |  |
| 466+35  |                    |         |         |         | X       |                     | 1                                   | 0.28          | 0.28                                    |  |
| 466+50  |                    |         |         |         | X       |                     | 1                                   | 0.28          | 0.28                                    |  |
| 466+80  |                    |         |         |         | X       |                     | 1                                   | 0.28          | 0.28                                    |  |
| 466+95  |                    |         |         |         | X       |                     | 1                                   | 0.28          | 0.28                                    |  |
| 467+10  |                    |         |         |         | X       |                     | 1                                   | 0.28          | 0.28                                    |  |
| 467+70  |                    |         |         |         | X       |                     | 1                                   | 0.28          | 0.28                                    |  |
| 468+00  |                    |         |         |         | X       |                     | 1                                   | 0.28          | 0.28                                    |  |
| 468+75  |                    |         |         |         | X       |                     | 1                                   | 0.28          | 0.28                                    |  |
| 469+05  |                    |         |         |         | X       |                     | 1                                   | 0.28          | 0.28                                    |  |
| 469+65  |                    |         |         |         | X       |                     | 1                                   | 0.28          | 0.28                                    |  |
| 469+96  |                    |         |         |         | X       |                     | 1                                   | 0.28          | 0.28                                    |  |
| 470+55  |                    |         |         |         | X       |                     | 1                                   | 0.28          | 0.28                                    |  |
| 472+20  |                    |         |         |         | X       |                     | 1                                   | 0.28          | 0.28                                    |  |
| 473+25  |                    |         |         |         | X       |                     | 1                                   | 0.28          | 0.28                                    |  |
| 474+30  |                    |         |         |         | X       |                     | 1                                   | 0.28          | 0.28                                    |  |
| 475+95  |                    |         |         |         | X       |                     | 1                                   | 0.28          | 0.28                                    |  |
| 476+55  |                    |         |         |         | X       |                     | 1                                   | 0.28          | 0.28                                    |  |
| 476+71  |                    |         |         |         | X       |                     | 1                                   | 0.28          | 0.28                                    |  |
| 477+42  |                    |         | X       |         |         |                     | 1                                   | 0.28          | 0.28                                    |  |
| 478+21  |                    |         |         | X       |         |                     |                                     |               |   | 12   |
| 478+35  |                    |         |         | X       |         |                     |                                     |               |   | 12   |
| 479+96  |                    |         |         |         | X       |                     |                                     |               |   | 12   |
| 480+18  |                    |         | X       |         |         |                     | 1                                   | 0.28          | 0.28                                    |  |
| 481+93  |                    |         |         |         | X       |                     |                                     |               |   | 12   |
| 485+40  |                    |         |         |         | X       |                     | 1                                   | 0.28          | 0.28                                    |  |
| 485+55  |                    |         |         |         | X       |                     | 1                                   | 0.28          | 0.28                                    |  |
| 485+70  |                    |         |         |         | X       |                     | 1                                   | 0.28          | 0.28                                    |  |
| 485+85  |                    |         |         |         | X       |                     | 1                                   | 0.28          | 0.28                                    |  |
| 486+01  |                    |         |         |         | X       |                     | 1                                   | 0.28          | 0.28                                    |  |
| 486+30  |                    |         |         |         | X       |                     | 1                                   | 0.28          | 0.28                                    |  |
| 486+46  |                    |         |         |         | X       |                     | 1                                   | 0.28          | 0.28                                    |  |
| 486+60  |                    |         |         |         | X       |                     | 1                                   | 0.28          | 0.28                                    |  |
| 486+76  |                    |         |         |         | X       |                     | 1                                   | 0.28          | 0.28                                    |  |
| 488+25  |                    |         |         |         | X       |                     | 1                                   | 0.28          | 0.28                                    |  |
| 488+40  |                    |         |         |         | X       |                     | 1                                   | 0.28          | 0.28                                    |  |
| 489+00  |                    |         |         |         | X       |                     | 1                                   | 0.28          | 0.28                                    |  |
| 489+15  |                    |         |         |         | X       |                     | 1                                   | 0.28          | 0.28                                    |  |
| 489+60  |                    |         |         |         | X       |                     | 1                                   | 0.28          | 0.28                                    |  |

| I-275 PAVEMENT REHABILITATION<br>BOONE COUNTY<br>ITEM NO: 6-20006<br>PARTIAL DEPTH PCC PAVEMENT REPAIRS |                    |         |         |         |         |                     |                                     |               |   |  |
|---|--------------------|---------|---------|---------|---------|---------------------|-------------------------------------|---------------|---|--|
| STATION   | INSIDE<br>SHOULDER | LANE #0 | LANE #1 | LANE #2 | LANE #3 | OUTSIDE<br>SHOULDER | APPROX.<br>SURF.<br>AREA<br>(SQ FT) | DEPTH<br>(FT) | PARTIAL<br>DEPTH<br>PATCHING<br>(CU FT) | SAW-CLEAN-<br>RESEAL<br>RANDOM<br>CRACKS<br>(LF) |
| 490+95  |                    |         |         |         | X       |                     | 1                                   | 0.28          | 0.28                                    |  |
| 492+15  |                    |         |         |         | X       |                     | 1                                   | 0.28          | 0.28                                    |  |
| 492+75  |                    |         |         |         | X       |                     | 1                                   | 0.28          | 0.28                                    |  |
| 493+36  |                    |         |         |         | X       |                     | 1                                   | 0.28          | 0.28                                    |  |
| 493+50  |                    |         |         | X       |         |                     | 1                                   | 0.28          | 0.28                                    |  |
| 493+65  |                    |         |         |         | X       |                     | 1                                   | 0.28          | 0.28                                    |  |
| 493+81  |                    |         |         |         | X       |                     | 1                                   | 0.28          | 0.28                                    |  |
| 493+95  |                    |         |         |         | X       |                     | 1                                   | 0.28          | 0.28                                    |  |
| 494+26  |                    |         |         |         | X       |                     | 2                                   | 0.28          | 0.56                                    |  |
| 494+41  |                    |         |         |         | X       |                     | 2                                   | 0.28          | 0.56                                    |  |
| 494+56  |                    |         |         |         | X       |                     | 2                                   | 0.28          | 0.56                                    |  |
| 494+71  |                    |         |         |         | X       |                     | 3                                   | 0.28          | 0.84                                    |  |
| 494+86  |                    |         |         |         | X       |                     | 3                                   | 0.28          | 0.84                                    |  |
| 495+62  |                    |         |         |         | X       |                     | 2                                   | 0.28          | 0.56                                    |  |
| 495+77  |                    |         |         |         | X       |                     | 2                                   | 0.28          | 0.56                                    |  |
| 496+07  |                    |         |         |         | X       |                     | 2                                   | 0.28          | 0.56                                    |  |
| 496+38  |                    |         |         |         | X       |                     | 2                                   | 0.28          | 0.56                                    |  |
| 496+98  |                    |         |         |         | X       |                     | 1                                   | 0.28          | 0.28                                    |  |
| 497+44  |                    |         |         |         | X       |                     | 1                                   | 0.28          | 0.28                                    |  |
| 497+89  |                    |         |         |         | X       |                     | 1                                   | 0.28          | 0.28                                    |  |
| 498+04  |                    |         |         |         | X       |                     | 1                                   | 0.28          | 0.28                                    |  |
| 498+19  |                    |         |         |         | X       |                     | 1                                   | 0.28          | 0.28                                    |  |
| 498+35  |                    |         |         |         | X       |                     | 1                                   | 0.28          | 0.28                                    |  |
| 498+80  |                    |         |         |         | X       |                     | 1                                   | 0.28          | 0.28                                    |  |
| 498+96  |                    |         |         |         | X       |                     | 1                                   | 0.28          | 0.28                                    |  |
| 499+11  |                    |         |         |         | X       |                     | 1                                   | 0.28          | 0.28                                    |  |
| 499+26  |                    |         |         |         | X       |                     | 1                                   | 0.28          | 0.28                                    |  |
| 499+56  |                    |         |         |         | X       |                     | 1                                   | 0.28          | 0.28                                    |  |
| 499+71  |                    |         |         |         | X       |                     | 1                                   | 0.28          | 0.28                                    |  |
| 499+86  |                    |         |         |         | X       |                     | 1                                   | 0.28          | 0.28                                    |  |
| 500+47  |                    |         |         |         | X       |                     | 1                                   | 0.28          | 0.28                                    |  |
| 500+62  |                    |         |         |         | X       |                     | 1                                   | 0.28          | 0.28                                    |  |
| 500+78  |                    |         |         |         | X       |                     | 1                                   | 0.28          | 0.28                                    |  |
| 501+23  |                    |         |         |         | X       |                     | 1                                   | 0.28          | 0.28                                    |  |
| 501+38  |                    |         |         |         | X       |                     | 1                                   | 0.28          | 0.28                                    |  |
| 501+69  |                    |         |         |         | X       |                     | 1                                   | 0.28          | 0.28                                    |  |
| 501+84  |                    |         |         |         | X       |                     | 1                                   | 0.28          | 0.28                                    |  |
| 501+99  |                    |         |         |         | X       |                     | 1                                   | 0.28          | 0.28                                    |  |
| 502+14  |                    |         |         |         | X       |                     | 1                                   | 0.28          | 0.28                                    |  |

| I-275 PAVEMENT REHABILITATION<br>BOONE COUNTY<br>ITEM NO: 6-20006<br>PARTIAL DEPTH PCC PAVEMENT REPAIRS |                    |         |         |         |         |                     |                                     |               |   |  |
|---|--------------------|---------|---------|---------|---------|---------------------|-------------------------------------|---------------|---|--|
| STATION   | INSIDE<br>SHOULDER | LANE #0 | LANE #1 | LANE #2 | LANE #3 | OUTSIDE<br>SHOULDER | APPROX.<br>SURF.<br>AREA<br>(SQ FT) | DEPTH<br>(FT) | PARTIAL<br>DEPTH<br>PATCHING<br>(CU FT) | SAW-CLEAN-<br>RESEAL<br>RANDOM<br>CRACKS<br>(LF) |
| 502+29  |                    |         |         |         | X       |                     | 1                                   | 0.28          | 0.28                                    |  |
| 502+45  |                    |         |         |         | X       |                     | 1                                   | 0.28          | 0.28                                    |  |
| 502+60  |                    |         |         |         | X       |                     | 1                                   | 0.28          | 0.28                                    |  |
| 502+75  |                    |         |         |         | X       |                     | 1                                   | 0.28          | 0.28                                    |  |
| 502+90  |                    |         |         |         | X       |                     | 1                                   | 0.28          | 0.28                                    |  |
| 503+05  |                    |         |         |         | X       |                     | 1                                   | 0.28          | 0.28                                    |  |
| 503+20  |                    |         |         |         | X       |                     | 1                                   | 0.28          | 0.28                                    |  |
| 503+51  |                    |         |         |         | X       |                     | 1                                   | 0.28          | 0.28                                    |  |
| 503+81  |                    |         |         |         | X       |                     | 1                                   | 0.28          | 0.28                                    |  |
| 504+42  |                    |         |         |         | X       |                     | 1                                   | 0.28          | 0.28                                    |  |
| 504+57  |                    |         |         |         | X       |                     | 1                                   | 0.28          | 0.28                                    |  |
| 505+02  |                    |         |         |         | X       |                     | 1                                   | 0.28          | 0.28                                    |  |
| 505+18  |                    |         |         |         | X       |                     | 1                                   | 0.28          | 0.28                                    |  |
| 505+33  |                    |         |         |         | X       |                     | 1                                   | 0.28          | 0.28                                    |  |
| 505+48  |                    |         |         |         | X       |                     | 1                                   | 0.28          | 0.28                                    |  |
| 505+63  |                    |         |         |         | X       |                     | 1                                   | 0.28          | 0.28                                    |  |
| 505+75  |                    |         |         |         | X       | X                   | 3                                   | 0.28          | 0.84                                    |  |
| 505+90  |                    |         |         |         | X       |                     | 1                                   | 0.28          | 0.28                                    |  |
| 506+20  |                    |         |         |         | X       |                     | 1                                   | 0.28          | 0.28                                    |  |
| 506+65  |                    |         |         | X       |         |                     | 1                                   | 0.28          | 0.28                                    |  |
| 506+95  |                    |         |         | X       |         |                     | 1                                   | 0.28          | 0.28                                    |  |
| 507+11  |                    |         |         | X       |         |                     | 1                                   | 0.28          | 0.28                                    |  |
| 507+70  |                    |         |         | X       |         |                     | 1                                   | 0.28          | 0.28                                    |  |
| 507+85  |                    |         |         | X       |         |                     | 1                                   | 0.28          | 0.28                                    |  |
| 509+35  |                    |         |         |         |         | X                   | 1                                   | 0.28          | 0.28                                    |  |
| 509+80  |                    |         |         |         |         | X                   | 1                                   | 0.28          | 0.28                                    |  |
| 509+91  |                    |         |         |         |         | X                   | 2                                   | 0.28          | 0.56                                    |  |
| 510+10  |                    |         |         |         |         | X                   | 3                                   | 0.28          | 0.84                                    |  |
| 510+26  |                    |         |         |         |         | X                   | 8                                   | 0.28          | 2.24                                    |  |
| 510+37  |                    |         |         |         |         | X                   | 8                                   | 0.28          | 2.24                                    |  |
| 510+64  |                    |         |         |         |         | X                   | 4                                   | 0.28          | 1.12                                    |  |
| 511+32  |                    |         |         |         |         | X                   | 1                                   | 0.28          | 0.28                                    |  |
| 516+86  |                    |         |         |         | X       |                     | 1                                   | 0.28          | 0.28                                    |  |
| 518+05  |                    |         |         |         | X       |                     | 1                                   | 0.28          | 0.28                                    |  |
| 518+65  |                    |         |         |         | X       |                     | 1                                   | 0.28          | 0.28                                    |  |
| 518+81  |                    |         |         |         | X       |                     | 1                                   | 0.28          | 0.28                                    |  |
| 522+26  |                    |         |         | X       |         |                     | 1                                   | 0.28          | 0.28                                    |  |
| 523+90  |                    |         |         | X       |         |                     | 1                                   | 0.28          | 0.28                                    |  |
| 527+65  |                    |         |         |         | X       |                     |                                     |               |   | 15   |

| I-275 PAVEMENT REHABILITATION<br>BOONE COUNTY<br>ITEM NO: 6-20006<br>PARTIAL DEPTH PCC PAVEMENT REPAIRS |                    |         |         |         |         |                     |                                     |               |   |  |
|---|--------------------|---------|---------|---------|---------|---------------------|-------------------------------------|---------------|---|--|
| STATION   | INSIDE<br>SHOULDER | LANE #0 | LANE #1 | LANE #2 | LANE #3 | OUTSIDE<br>SHOULDER | APPROX.<br>SURF.<br>AREA<br>(SQ FT) | DEPTH<br>(FT) | PARTIAL<br>DEPTH<br>PATCHING<br>(CU FT) | SAW-CLEAN-<br>RESEAL<br>RANDOM<br>CRACKS<br>(LF) |
| 531+10  |                    |         |         |         | X       |                     | 1                                   | 0.28          | 0.28                                    |  |
| 531+25  |                    |         |         |         | X       |                     | 1                                   | 0.28          | 0.28                                    |  |
| 531+56  |                    |         |         |         | X       |                     | 1                                   | 0.28          | 0.28                                    |  |
| 531+71  |                    |         |         |         | X       |                     | 1                                   | 0.28          | 0.28                                    |  |
| 531+85  |                    |         |         |         | X       |                     | 1                                   | 0.28          | 0.28                                    |  |
| 532+00  |                    |         |         |         | X       |                     | 2                                   | 0.28          | 0.56                                    |  |
| 532+74  |                    |         |         | X       |         |                     | 2                                   | 0.28          | 0.56                                    |  |
| 534+70  |                    |         |         |         | X       |                     | 2                                   | 0.28          | 0.56                                    |  |
| 534+85  |                    |         |         |         | X       |                     | 2                                   | 0.28          | 0.56                                    |  |
| 536+35  |                    |         |         | X       |         |                     | 1                                   | 0.28          | 0.28                                    |  |
| 536+50  |                    |         |         | X       |         |                     | 1                                   | 0.28          | 0.28                                    |  |
| 536+76  |                    |         |         | X       |         |                     | 1                                   | 0.28          | 0.28                                    |  |
| 537+56  |                    |         |         | X       |         |                     | 2                                   | 0.28          | 0.56                                    |  |
| 537+85  |                    |         |         | X       |         |                     | 1                                   | 0.28          | 0.28                                    |  |
| 538+00  |                    |         |         | X       |         |                     | 1                                   | 0.28          | 0.28                                    |  |
| 538+15  |                    |         |         | X       |         |                     | 1                                   | 0.28          | 0.28                                    |  |
| 538+46  |                    |         |         | X       |         |                     | 1                                   | 0.28          | 0.28                                    |  |
| 538+60  |                    |         |         | X       |         |                     | 1                                   | 0.28          | 0.28                                    |  |
| 538+75  |                    |         |         | X       |         |                     | 3                                   | 0.28          | 0.84                                    |  |
| 538+90  |                    |         |         | X       |         |                     | 3                                   | 0.28          | 0.84                                    |  |
| 539+06  |                    |         |         | X       |         |                     | 3                                   | 0.28          | 0.84                                    |  |
| 539+89  |                    |         |         | X       | X       |                     | 4                                   | 0.28          | 1.12                                    |  |
| 540+09  |                    |         |         |         | X       |                     | 2                                   | 0.28          | 0.56                                    |  |
| 540+24  |                    |         |         |         | X       |                     | 2                                   | 0.28          | 0.56                                    |  |
| 540+39  |                    |         |         |         | X       |                     | 2                                   | 0.28          | 0.56                                    |  |
| 541+88  |                    |         | X       |         |         |                     | 1                                   | 0.28          | 0.28                                    |  |
| 542+03  |                    |         | X       |         |         |                     | 1                                   | 0.28          | 0.28                                    |  |
| 542+18  |                    |         | X       |         |         |                     | 1                                   | 0.28          | 0.28                                    |  |
| 542+47  |                    |         | X       |         |         |                     | 1                                   | 0.28          | 0.28                                    |  |
| 542+62  |                    |         |         | X       |         |                     | 1                                   | 0.28          | 0.28                                    |  |
| 542+77  |                    |         |         | X       |         |                     | 1                                   | 0.28          | 0.28                                    |  |
| 543+37  |                    |         |         | X       |         |                     | 2                                   | 0.28          | 0.56                                    |  |
| 543+52  |                    |         |         | X       |         |                     | 2                                   | 0.28          | 0.56                                    |  |
| 543+67  |                    |         |         | X       |         |                     | 2                                   | 0.28          | 0.56                                    |  |
| 543+82  |                    |         |         | X       |         |                     | 2                                   | 0.28          | 0.56                                    |  |
| 543+97  |                    |         |         | X       |         |                     | 2                                   | 0.28          | 0.56                                    |  |
| 544+11  |                    |         |         | X       |         |                     | 2                                   | 0.28          | 0.56                                    |  |
| 544+41  |                    |         |         | X       |         |                     | 2                                   | 0.28          | 0.56                                    |  |
| 544+67  |                    |         | X       |         |         |                     | 2                                   | 0.28          | 0.56                                    |  |

| I-275 PAVEMENT REHABILITATION<br>BOONE COUNTY<br>ITEM NO: 6-20006<br>PARTIAL DEPTH PCC PAVEMENT REPAIRS |                    |         |         |         |         |                     |                                     |               |   |  |
|---|--------------------|---------|---------|---------|---------|---------------------|-------------------------------------|---------------|---|--|
| STATION   | INSIDE<br>SHOULDER | LANE #0 | LANE #1 | LANE #2 | LANE #3 | OUTSIDE<br>SHOULDER | APPROX.<br>SURF.<br>AREA<br>(SQ FT) | DEPTH<br>(FT) | PARTIAL<br>DEPTH<br>PATCHING<br>(CU FT) | SAW-CLEAN-<br>RESEAL<br>RANDOM<br>CRACKS<br>(LF) |
| 545+45  |                    |         |         | X       |         |                     | 2                                   | 0.28          | 0.56                                    |  |
| 545+91  |                    |         |         | X       |         |                     | 2                                   | 0.28          | 0.56                                    |  |
| 546+05  |                    |         |         | X       |         |                     | 2                                   | 0.28          | 0.56                                    |  |
| 546+21  |                    |         |         | X       |         |                     | 2                                   | 0.28          | 0.56                                    |  |
| 546+64  |                    |         |         | X       |         |                     | 2                                   | 0.28          | 0.56                                    |  |
| 546+96  |                    |         |         | X       |         |                     | 2                                   | 0.28          | 0.56                                    |  |
| 547+85  |                    |         |         | X       |         |                     | 2                                   | 0.28          | 0.56                                    |  |
| 548+01  |                    |         |         | X       |         |                     | 2                                   | 0.28          | 0.56                                    |  |
| 548+16  |                    |         |         | X       |         |                     | 2                                   | 0.28          | 0.56                                    |  |
| 548+61  |                    |         |         | X       |         |                     | 2                                   | 0.28          | 0.56                                    |  |
| 548+91  |                    |         |         | X       |         |                     | 2                                   | 0.28          | 0.56                                    |  |
| 549+06  |                    |         |         | X       |         |                     | 2                                   | 0.28          | 0.56                                    |  |
| 557+75  |                    |         |         |         | X       |                     | 2                                   | 0.28          | 0.56                                    |  |
| 558+06  |                    |         |         |         |         |                     |                                     |               |   | 60   |
| 558+06  |                    |         |         |         | X       |                     | 2                                   | 0.28          | 0.56                                    |  |
| 558+21  |                    |         |         |         | X       |                     | 2                                   | 0.28          | 0.56                                    |  |
| 558+36  |                    |         |         |         | X       |                     | 2                                   | 0.28          | 0.56                                    |  |
| 558+51  |                    |         |         |         | X       |                     | 2                                   | 0.28          | 0.56                                    |  |
| 558+81  |                    |         |         |         | X       |                     | 2                                   | 0.28          | 0.56                                    |  |
| 558+96  |                    |         |         |         | X       |                     | 2                                   | 0.28          | 0.56                                    |  |
| 559+11  |                    |         |         |         | X       |                     | 2                                   | 0.28          | 0.56                                    |  |
| 559+41  |                    |         |         |         | X       |                     | 2                                   | 0.28          | 0.56                                    |  |
| 559+56  |                    |         |         |         | X       |                     | 2                                   | 0.28          | 0.56                                    |  |
| 559+63  |                    |         |         |         | X       |                     | 2                                   | 0.28          | 0.56                                    |  |
| 559+85  |                    |         |         |         | X       |                     | 2                                   | 0.28          | 0.56                                    |  |
| 561+50  |                    |         |         |         | X       |                     | 2                                   | 0.28          | 0.56                                    |  |
| 561+66  |                    |         |         |         |         |                     |                                     |               |   | 34   |
| 562+10  |                    |         |         |         | X       |                     | 2                                   | 0.28          | 0.56                                    |  |
| 562+26  |                    |         |         | X       |         |                     | 2                                   | 0.28          | 0.56                                    |  |
| 562+41  |                    |         |         | X       |         |                     | 1                                   | 0.28          | 0.28                                    |  |
| 563+01  |                    |         |         |         | X       |                     | 2                                   | 0.28          | 0.56                                    |  |
| 563+15  |                    |         |         |         | X       |                     | 2                                   | 0.28          | 0.56                                    |  |
| 563+31  |                    |         |         |         | X       |                     | 1                                   | 0.28          | 0.28                                    |  |
| 563+46  |                    |         |         |         | X       |                     | 1                                   | 0.28          | 0.28                                    |  |
| 563+61  |                    |         |         |         | X       |                     | 1                                   | 0.28          | 0.28                                    |  |
| 563+91  |                    |         |         |         | X       |                     | 2                                   | 0.28          | 0.56                                    |  |
| 564+06  |                    |         |         |         | X       |                     | 1                                   | 0.28          | 0.28                                    |  |
| 564+21  |                    |         |         |         | X       |                     | 1                                   | 0.28          | 0.28                                    |  |
| 564+55  |                    |         |         |         | X       |                     | 4                                   | 0.28          | 1.12                                    |  |

**I-275 PAVEMENT REHABILITATION  
BOONE COUNTY  
ITEM NO: 6-20006  
PARTIAL DEPTH PCC PAVEMENT REPAIRS**

| STATION | INSIDE<br>SHOULDER | LANE #0 | LANE #1 | LANE #2 | LANE #3 | OUTSIDE<br>SHOULDER | APPROX.<br>SURF.<br>AREA<br>(SQ FT) | DEPTH<br>(FT) | PARTIAL<br>DEPTH<br>PATCHING<br>(CU FT) | SAW-CLEAN-<br>RESEAL<br>RANDOM<br>CRACKS<br>(LF) |
|---------|--------------------|---------|---------|---------|---------|---------------------|-------------------------------------|---------------|---|--|
| 565+00  |                    |         |         |         | X       |                     | 4                                   | 0.28          | 1.12                                    |  |
| 565+20  |                    |         |         |         | X       |                     | 4                                   | 0.28          | 1.12                                    |  |
| 565+55  |                    |         |         |         | X       |                     | 2                                   | 0.28          | 0.56                                    |  |
| 565+86  |                    |         |         |         | X       |                     | 2                                   | 0.28          | 0.56                                    |  |
| 566+18  |                    |         |         | X       |         |                     | 2                                   | 0.28          | 0.56                                    |  |
| 566+30  |                    |         |         |         | X       |                     | 5                                   | 0.28          | 1.4                                     |  |
| 566+45  |                    |         |         |         | X       |                     | 2                                   | 0.28          | 0.56                                    |  |
| 567+06  |                    |         |         |         | X       |                     | 2                                   | 0.28          | 0.56                                    |  |
| 567+75  |                    |         |         | X       |         |                     | 4                                   | 0.28          | 1.12                                    |  |
| 568+59  |                    |         | X       |         |         |                     | 3                                   | 0.28          | 0.84                                    |  |
| 569+38  |                    |         |         | X       |         |                     | 2                                   | 0.28          | 0.56                                    |  |
| 573+12  |                    |         |         | X       |         |                     | 1                                   | 0.28          | 0.28                                    |  |
| 577+88  |                    |         |         | X       |         |                     |                                     |               |   | 12   |
| 577+95  |                    |         | X       |         |         |                     | 8                                   | 0.28          | 2.24                                    |  |
| 578+18  |                    |         |         |         | X       |                     | 3                                   | 0.28          | 0.84                                    |  |
| 578+32  |                    |         |         |         | X       |                     | 3                                   | 0.28          | 0.84                                    |  |
| 578+42  |                    |         |         |         | X       |                     | 3                                   | 0.28          | 0.84                                    |  |
| 578+43  |                    |         |         | X       |         |                     | 1                                   | 0.28          | 0.28                                    |  |
| 578+55  |                    |         |         |         |         | X                   |                                     |               |   | 10   |
| 578+80  |                    |         |         |         |         | X                   | 1                                   | 0.28          | 0.28                                    |  |
| 578+81  |                    |         |         | 2       |         |                     | 1                                   | 0.28          | 0.28                                    |  |
| 579+19  |                    |         |         | 2       |         |                     | 1                                   | 0.28          | 0.28                                    |  |
| 579+77  |                    |         | X       |         |         |                     | 1                                   | 0.28          | 0.28                                    |  |
| 579+80  |                    |         |         |         |         | X                   | 1                                   | 0.28          | 0.28                                    |  |
| 579+92  |                    |         |         |         |         | X                   | 1                                   | 0.28          | 0.28                                    |  |
| 580+04  |                    |         |         |         |         | X                   | 1                                   | 0.28          | 0.28                                    |  |
| 580+17  |                    |         |         |         |         | X                   | 1                                   | 0.28          | 0.28                                    |  |
| 580+27  |                    |         |         | X       |         |                     |                                     |               |   | 12   |
| 580+30  |                    |         |         |         |         | X                   | 1                                   | 0.28          | 0.28                                    |  |
| 580+42  |                    |         |         |         |         | X                   | 1                                   | 0.28          | 0.28                                    |  |
| 580+45  |                    |         |         |         |         | X                   | 1                                   | 0.28          | 0.28                                    |  |
| 580+87  |                    |         |         |         | X       |                     |                                     |               |   | 12   |
| 581+15  |                    |         |         |         | X       |                     | 5                                   | 0.28          | 1.4                                     |  |
| 581+23  |                    |         |         |         | X       |                     |                                     |               |   | 12   |
| 581+26  |                    |         |         |         | X       |                     |                                     |               |   | 12   |
| 581+38  |                    |         |         |         | X       |                     |                                     |               |   | 12   |
| 581+45  |                    |         |         |         | X       |                     | 2                                   | 0.28          | 0.56                                    |  |
| 581+55  |                    |         |         |         | X       |                     | 5                                   | 0.28          | 1.4                                     |  |
| 581+63  |                    |         |         |         | X       |                     |                                     |               |   | 12   |



| I-275 PAVEMENT REHABILITATION<br>BOONE COUNTY<br>ITEM NO: 6-20006<br>PARTIAL DEPTH PCC PAVEMENT REPAIRS |                    |         |         |         |         |                     |                                     |               |   |  |
|---|--------------------|---------|---------|---------|---------|---------------------|-------------------------------------|---------------|---|--|
| STATION   | INSIDE<br>SHOULDER | LANE #0 | LANE #1 | LANE #2 | LANE #3 | OUTSIDE<br>SHOULDER | APPROX.<br>SURF.<br>AREA<br>(SQ FT) | DEPTH<br>(FT) | PARTIAL<br>DEPTH<br>PATCHING<br>(CU FT) | SAW-CLEAN-<br>RESEAL<br>RANDOM<br>CRACKS<br>(LF) |
| 581+69  |                    |         |         |         | X       |                     | 4                                   | 0.28          | 1.12                                    |  |
| 581+90  |                    |         |         |         | X       |                     |                                     |               |   | 12   |
| 581+97  |                    |         |         |         | X       |                     | 2                                   | 0.28          | 0.56                                    |  |
| 582+00  |                    |         |         | X       |         |                     | 1                                   | 0.28          | 0.28                                    |  |
| 582+08  |                    |         |         |         | X       |                     | 2                                   | 0.28          | 0.56                                    |  |
| 582+19  |                    |         |         |         | X       |                     | 2                                   | 0.28          | 0.56                                    |  |
| 582+25  |                    |         | X       |         |         |                     | 2                                   | 0.28          | 0.56                                    |  |
| 582+89  |                    |         | X       |         |         |                     | 2                                   | 0.28          | 0.56                                    |  |
| 583+35  |                    |         | X       |         |         |                     | 1                                   | 0.28          | 0.28                                    |  |
| 583+40  |                    |         |         |         | X       |                     | 1                                   | 0.28          | 0.28                                    |  |
| 583+42  |                    |         |         | X       |         |                     | 5                                   | 0.28          | 1.4                                     |  |
| 584+77  |                    |         |         | X       |         |                     |                                     |               |   | 12   |
| 585+48  |                    |         |         |         | X       |                     | 5                                   | 0.28          | 1.4                                     |  |
| 585+60  |                    |         |         |         | X       |                     | 5                                   | 0.28          | 1.4                                     |  |
| 585+66  |                    |         |         |         | X       |                     | 5                                   | 0.28          | 1.4                                     |  |
| 585+71  |                    |         |         |         | X       |                     | 5                                   | 0.28          | 1.4                                     |  |
| 585+92  |                    |         |         |         | X       |                     | 5                                   | 0.28          | 1.4                                     |  |
| 586+12  |                    |         |         |         | X       |                     | 5                                   | 0.28          | 1.4                                     |  |
| 586+18  |                    |         |         |         | X       |                     | 1                                   | 0.28          | 0.28                                    |  |
| 586+29  |                    |         |         |         | X       |                     | 1                                   | 0.28          | 0.28                                    |  |
| 586+60  |                    |         |         |         | X       |                     | 1                                   | 0.28          | 0.28                                    |  |
| 586+71  |                    |         |         |         | X       |                     | 1                                   | 0.28          | 0.28                                    |  |
| 586+89  |                    |         |         |         | X       |                     | 1                                   | 0.28          | 0.28                                    |  |
| 586+96  |                    |         |         |         | X       |                     | 1                                   | 0.28          | 0.28                                    |  |
| 587+01  |                    |         |         |         | X       |                     | 1                                   | 0.28          | 0.28                                    |  |
| 587+05  |                    |         |         |         | X       |                     | 1                                   | 0.28          | 0.28                                    |  |
| 587+09  |                    |         |         |         | X       |                     | 1                                   | 0.28          | 0.28                                    |  |
| 587+56  |                    |         |         |         | X       |                     | 3                                   | 0.28          | 0.84                                    |  |
| 587+77  |                    |         |         |         | X       |                     |                                     |               |   | 12   |
| 588+06  |                    |         |         | X       |         |                     |                                     |               |   | 12   |
| 588+66  |                    |         | X       |         |         |                     | 12                                  | 0.28          | 3.36                                    |  |
| 589+00  |                    |         | X       |         |         |                     | 3                                   | 0.28          | 0.84                                    |  |
| 592+49  |                    |         |         |         | X       |                     | 1                                   | 0.28          | 0.28                                    |  |
| 593+55  |                    |         | X       |         |         |                     | 10                                  | 0.28          | 2.8                                     |  |
| 595+86  |                    |         |         | X       |         |                     | 3                                   | 0.28          | 0.84                                    |  |
| 596+87  |                    |         |         | X       |         |                     |                                     |               |   | 12   |
| 596+93  |                    |         |         |         |         | X                   | 2                                   | 0.28          | 0.56                                    |  |
| 597+07  |                    |         |         |         |         | X                   | 2                                   | 0.28          | 0.56                                    |  |
| 597+12  |                    |         |         |         |         | X                   | 2                                   | 0.28          | 0.56                                    |  |

| I-275 PAVEMENT REHABILITATION<br>BOONE COUNTY<br>ITEM NO: 6-20006<br>PARTIAL DEPTH PCC PAVEMENT REPAIRS |                    |         |         |         |         |                     |                                     |               |   |  |
|---|--------------------|---------|---------|---------|---------|---------------------|-------------------------------------|---------------|---|--|
| STATION   | INSIDE<br>SHOULDER | LANE #0 | LANE #1 | LANE #2 | LANE #3 | OUTSIDE<br>SHOULDER | APPROX.<br>SURF.<br>AREA<br>(SQ FT) | DEPTH<br>(FT) | PARTIAL<br>DEPTH<br>PATCHING<br>(CU FT) | SAW-CLEAN-<br>RESEAL<br>RANDOM<br>CRACKS<br>(LF) |
| 597+17  |                    |         |         |         |         | X                   | 2                                   | 0.28          | 0.56                                    |  |
| 597+31  |                    |         |         | X       |         |                     |                                     |               |   | 12   |
| 597+46  |                    |         |         |         |         | X                   | 6                                   | 0.28          | 1.68                                    | 12   |
| 597+51  |                    |         |         | X       |         |                     |                                     |               |   | 12   |
| 597+61  |                    |         |         |         | X       |                     |                                     |               |   | 12   |
| 597+65  |                    |         |         |         |         | X                   | 6                                   | 0.28          | 1.68                                    |  |
| 597+88  |                    |         |         |         | X       |                     |                                     |               |   | 12   |
| 597+95  |                    |         |         |         | X       |                     | 2                                   | 0.28          | 0.56                                    |  |
| 598+03  |                    |         |         |         | X       |                     | 4                                   | 0.28          | 1.12                                    |  |
| 598+25  |                    |         |         | X       |         |                     | 1                                   | 0.28          | 0.28                                    |  |
| 598+64  |                    |         |         | X       |         |                     | 4                                   | 0.28          | 1.12                                    | 12   |
| 598+80  |                    |         |         | X       |         |                     |                                     |               |   | 12   |
| 599+00  |                    |         |         | X       |         |                     |                                     |               |   | 12   |
| 599+10  |                    |         |         | X       |         |                     |                                     |               |   | 12   |
| 599+28  |                    |         |         | X       |         |                     |                                     |               |   | 28   |
| 599+80  |                    |         |         |         | X       |                     |                                     |               |   | 12   |
| 600+24  |                    |         |         |         | X       |                     |                                     |               |   | 12   |
| 600+31  |                    |         |         |         |         | X                   | 2                                   | 0.28          | 0.56                                    |  |
| 600+38  |                    |         |         |         | X       |                     | 2                                   | 0.28          | 0.56                                    |  |
| 600+58  |                    |         | X       |         |         |                     | 4                                   | 0.28          | 1.12                                    |  |
| 600+72  |                    |         |         | X       |         |                     | 10                                  | 0.28          | 2.8                                     |  |
| 601+07  |                    |         |         | X       |         |                     | 2                                   | 0.28          | 0.56                                    |  |
| 601+17  |                    |         |         | X       |         |                     | 2                                   | 0.28          | 0.56                                    |  |
| 601+42  |                    |         |         |         | X       |                     |                                     |               |   | 12   |
| 601+57  |                    |         |         | X       |         |                     |                                     |               |   | 6  |
| 601+69  |                    |         |         |         |         | X                   | 4                                   | 0.28          | 1.12                                    |  |
| 601+87  |                    |         |         |         | X       |                     |                                     |               |   | 12   |
| 602+05  |                    |         |         |         | X       |                     |                                     |               |   | 12   |
| 602+24  |                    |         |         | X       |         |                     | 3                                   | 0.28          | 0.84                                    |  |
| 602+36  |                    |         | X       |         |         |                     | 4                                   | 0.28          | 1.12                                    |  |
| 602+62  |                    |         |         | X       |         |                     |                                     |               |   | 12   |
| 602+75  |                    |         | X       |         |         |                     | 6                                   | 0.28          | 1.68                                    |  |
| 602+80  |                    |         |         | X       |         |                     |                                     |               |   | 12   |
| 602+83  |                    |         |         |         |         | X                   | 2                                   | 0.28          | 0.56                                    |  |
| 603+23  |                    |         |         | X       | X       |                     |                                     |               |   | 24   |
| 603+37  |                    |         |         | X       | X       |                     |                                     |               |   | 24   |
| 603+68  |                    |         |         |         | X       |                     | 8                                   | 0.28          | 2.24                                    |  |
| 603+81  |                    |         |         | X       |         |                     |                                     |               |   | 12   |
| 603+94  |                    |         |         |         | X       |                     | 5                                   | 0.28          | 1.4                                     |  |

| I-275 PAVEMENT REHABILITATION<br>BOONE COUNTY<br>ITEM NO: 6-20006<br>PARTIAL DEPTH PCC PAVEMENT REPAIRS |                    |         |         |         |         |                     |                                     |               |   |  |
|---|--------------------|---------|---------|---------|---------|---------------------|-------------------------------------|---------------|---|--|
| STATION   | INSIDE<br>SHOULDER | LANE #0 | LANE #1 | LANE #2 | LANE #3 | OUTSIDE<br>SHOULDER | APPROX.<br>SURF.<br>AREA<br>(SQ FT) | DEPTH<br>(FT) | PARTIAL<br>DEPTH<br>PATCHING<br>(CU FT) | SAW-CLEAN-<br>RESEAL<br>RANDOM<br>CRACKS<br>(LF) |
| 603+95  |                    |         |         | X       | X       |                     |                                     |               |   | 24   |
| 604+29  |                    |         |         |         |         | X                   | 8                                   | 0.28          | 2.24                                    |  |
| 604+37  |                    |         |         |         | X       |                     |                                     |               |   | 12   |
| 604+57  |                    |         |         |         | X       |                     |                                     |               |   | 12   |
| 604+99  |                    |         |         | X       | X       |                     |                                     |               |   | 24   |
| 605+01  | X                  |         |         |         |         |                     |                                     |               |   | 12   |
| 605+17  |                    |         |         | X       |         |                     |                                     |               |   | 12   |
| 605+29  |                    |         |         | X       |         |                     | 6                                   | 0.28          | 1.68                                    | 12   |
| 605+56  |                    |         |         |         | X       |                     |                                     |               |   | 12   |
| 605+80  |                    |         |         |         |         | X                   | 6                                   | 0.28          | 1.68                                    |  |
| 605+84  |                    |         | X       |         |         |                     | 1                                   | 0.28          | 0.28                                    |  |
| 606+16  |                    |         | X       | X       |         |                     |                                     |               |   | 24   |
| 606+35  |                    |         |         | X       |         |                     | 1                                   | 0.28          | 0.28                                    |  |
| 606+46  |                    |         |         | X       |         |                     | 4                                   | 0.28          | 1.12                                    |  |
| 606+72  |                    |         |         |         | X       |                     | 2                                   | 0.28          | 0.56                                    | 12   |
| 606+75  |                    |         |         | X       |         |                     |                                     |               |   | 12   |
| 606+81  |                    |         |         |         | X       |                     | 16                                  | 0.28          | 4.48                                    |  |
| 606+97  |                    |         |         |         | X       |                     | 1                                   | 0.28          | 0.28                                    |  |
| 607+34  |                    |         |         | X       | X       |                     |                                     |               |   | 24   |
| 607+39  |                    |         | X       |         |         |                     | 1                                   | 0.28          | 0.28                                    |  |
| 607+51  |                    |         |         | X       |         |                     |                                     |               |   | 12   |
| 607+90  |                    |         |         |         | X       |                     |                                     |               |   | 12   |
| 607+95  |                    |         |         | X       |         |                     | 3                                   | 0.28          | 0.84                                    |  |
| 608+09  |                    |         |         | X       | X       |                     |                                     |               |   | 24   |
| 608+16  |                    |         | X       |         |         |                     | 1                                   | 0.28          | 0.28                                    |  |
| 608+23  |                    |         |         | X       |         |                     | 2                                   | 0.28          | 0.56                                    |  |
| 608+52  |                    |         |         | X       | X       |                     |                                     |               |   | 24   |
| 608+69  |                    |         |         | X       | X       |                     |                                     |               |   | 24   |
| 608+74  |                    |         |         |         |         | X                   | 2                                   | 0.28          | 0.56                                    |  |
| 609+03  |                    |         |         |         | X       |                     | 20                                  | 0.28          | 5.6                                     |  |
| 609+08  |                    |         |         |         | X       |                     |                                     |               |   | 12   |
| 609+74  |                    |         |         | X       |         |                     | 1                                   | 0.28          | 0.28                                    |  |
| 609+93  |                    |         |         |         |         | X                   | 2                                   | 0.28          | 0.56                                    |  |
| 610+19  |                    |         |         |         |         | X                   | 1                                   | 0.28          | 0.28                                    |  |
| 610+37  |                    |         |         |         |         | X                   | 1                                   | 0.28          | 0.28                                    |  |
| 610+44  |                    |         |         |         |         | X                   | 8                                   | 0.28          | 2.24                                    |  |
| 610+54  |                    |         |         |         |         | X                   | 4                                   | 0.28          | 1.12                                    |  |
| 610+67  |                    |         |         |         |         | X                   | 4                                   | 0.28          | 1.12                                    |  |
| 610+72  | X                  |         |         |         |         |                     | 3                                   | 0.28          | 0.84                                    |  |

| I-275 PAVEMENT REHABILITATION<br>BOONE COUNTY<br>ITEM NO: 6-20006<br>PARTIAL DEPTH PCC PAVEMENT REPAIRS |                    |         |         |         |         |                     |                                     |               |   |  |
|---|--------------------|---------|---------|---------|---------|---------------------|-------------------------------------|---------------|---|--|
| STATION   | INSIDE<br>SHOULDER | LANE #0 | LANE #1 | LANE #2 | LANE #3 | OUTSIDE<br>SHOULDER | APPROX.<br>SURF.<br>AREA<br>(SQ FT) | DEPTH<br>(FT) | PARTIAL<br>DEPTH<br>PATCHING<br>(CU FT) | SAW-CLEAN-<br>RESEAL<br>RANDOM<br>CRACKS<br>(LF) |
| 610+96  |                    |         |         |         |         | X                   | 4                                   | 0.28          | 1.12                                    |  |
| 611+05  |                    |         |         |         |         | X                   | 4                                   | 0.28          | 1.12                                    |  |
| 611+15  |                    |         |         |         |         | X                   | 4                                   | 0.28          | 1.12                                    |  |
| 611+26  |                    |         |         |         |         | X                   | 2                                   | 0.28          | 0.56                                    |  |
| 611+29  |                    |         |         | X       |         |                     | 2                                   | 0.28          | 0.56                                    |  |
| 611+38  |                    |         |         |         |         | X                   | 2                                   | 0.28          | 0.56                                    |  |
| 611+57  |                    |         |         |         | X       |                     | 1                                   | 0.28          | 0.28                                    |  |
| 611+59  |                    |         |         |         |         | X                   | 12                                  | 0.28          | 3.36                                    |  |
| 611+64  |                    |         |         |         | X       |                     |                                     |               |   | 12   |
| 611+86  |                    |         |         |         |         | X                   | 2                                   | 0.28          | 0.56                                    |  |
| 611+99  |                    |         |         |         |         | X                   | 2                                   | 0.28          | 0.56                                    |  |
| 612+16  |                    |         |         |         |         | X                   | 2                                   | 0.28          | 0.56                                    |  |
| 612+34  |                    |         |         |         |         | X                   | 2                                   | 0.28          | 0.56                                    |  |
| 612+46  |                    |         |         |         |         | X                   | 2                                   | 0.28          | 0.56                                    |  |
| 612+72  |                    |         |         |         | X       |                     |                                     |               |   | 12   |
| 612+75  |                    |         |         |         |         | X                   | 12                                  | 0.28          | 3.36                                    |  |
| 613+07  |                    |         |         |         |         | X                   | 2                                   | 0.28          | 0.56                                    |  |
| 613+31  |                    |         |         |         | X       |                     |                                     |               |   | 12   |
| 613+35  |                    |         |         |         |         | X                   | 3                                   | 0.28          | 0.84                                    |  |
| 613+52  |                    |         |         |         |         | X                   | 2                                   | 0.28          | 0.56                                    |  |
| 613+54  |                    |         | X       |         |         |                     | 3                                   | 0.28          | 0.84                                    |  |
| 613+88  |                    |         |         |         | X       |                     |                                     |               |   | 12   |
| 614+14  |                    |         |         | X       |         |                     | 1                                   | 0.28          | 0.28                                    |  |
| 614+26  |                    |         |         |         |         | X                   | 3                                   | 0.28          | 0.84                                    |  |
| 614+38  |                    |         |         |         |         | X                   | 3                                   | 0.28          | 0.84                                    |  |
| 614+49  |                    |         |         |         |         | X                   | 8                                   | 0.28          | 2.24                                    |  |
| 614+67  |                    |         |         | X       |         |                     |                                     |               |   | 12   |
| 614+76  |                    |         |         |         |         | X                   | 6                                   | 0.28          | 1.68                                    |  |
| 615+17  |                    |         |         |         |         | X                   | 5                                   | 0.28          | 1.4                                     |  |
| 615+29  |                    |         |         | X       |         |                     | 2                                   | 0.28          | 0.56                                    |  |
| 615+46  |                    |         |         |         |         | X                   | 2                                   | 0.28          | 0.56                                    |  |
| 615+57  |                    |         |         |         |         | X                   | 3                                   | 0.28          | 0.84                                    |  |
| 615+68  |                    |         |         | X       |         |                     |                                     |               |   | 12   |
| 615+76  |                    |         |         |         |         | X                   | 2                                   | 0.28          | 0.56                                    |  |
| 615+89  |                    |         |         |         | X       |                     |                                     |               |   | 12   |
| 615+89  |                    |         |         |         |         | X                   | 3                                   | 0.28          | 0.84                                    |  |
| 616+04  |                    |         |         |         |         | X                   | 3                                   | 0.28          | 0.84                                    |  |
| 616+11  |                    |         |         |         |         | X                   | 3                                   | 0.28          | 0.84                                    |  |
| 616+25  |                    |         |         |         |         | X                   | 3                                   | 0.28          | 0.84                                    |  |

| I-275 PAVEMENT REHABILITATION<br>BOONE COUNTY<br>ITEM NO: 6-20006<br>PARTIAL DEPTH PCC PAVEMENT REPAIRS |                    |         |         |         |         |                     |                                     |               |   |  |
|---|--------------------|---------|---------|---------|---------|---------------------|-------------------------------------|---------------|---|--|
| STATION   | INSIDE<br>SHOULDER | LANE #0 | LANE #1 | LANE #2 | LANE #3 | OUTSIDE<br>SHOULDER | APPROX.<br>SURF.<br>AREA<br>(SQ FT) | DEPTH<br>(FT) | PARTIAL<br>DEPTH<br>PATCHING<br>(CU FT) | SAW-CLEAN-<br>RESEAL<br>RANDOM<br>CRACKS<br>(LF) |
| 616+37  |                    |         |         |         |         | X                   | 3                                   | 0.28          | 0.84                                    |  |
| 616+79  |                    |         |         |         |         | X                   | 3                                   | 0.28          | 0.84                                    |  |
| 616+80  |                    |         |         |         | X       |                     | 4                                   | 0.28          | 1.12                                    |  |
| 616+96  |                    |         |         |         |         | X                   | 1                                   | 0.28          | 0.28                                    |  |
| 617+12  |                    |         |         |         |         | X                   | 1                                   | 0.28          | 0.28                                    |  |
| 617+74  |                    |         |         |         | X       |                     | 2                                   | 0.28          | 0.56                                    |  |
| 618+18  |                    |         |         | X       | X       |                     | 10                                  | 0.28          | 2.8                                     |  |
| 618+29  |                    |         |         | X       |         |                     |                                     |               |   | 12   |
| BEG 618+45  |                    |         |         |         |         | X                   | 150                                 | 0.28          | 42                                      |  |
| END 619+20  |                    |         |         |         |         | X                   |                                     |               |   |  |
| 619+36  |                    |         |         |         |         | X                   | 2                                   | 0.28          | 0.56                                    |  |
| 619+36  |                    |         |         |         | X       |                     | 2                                   | 0.28          | 0.56                                    |  |
| 619+53  |                    |         |         |         |         | X                   | 2                                   | 0.28          | 0.56                                    |  |
| 619+54  |                    |         |         |         | X       |                     | 2                                   | 0.28          | 0.56                                    |  |
| 619+66  |                    |         |         |         |         | X                   | 1                                   | 0.28          | 0.28                                    |  |
| 619+67  |                    |         |         |         | X       |                     | 2                                   | 0.28          | 0.56                                    |  |
| 619+73  |                    |         |         | X       |         |                     | 30                                  | 0.28          | 8.4                                     |  |
| 619+79  |                    |         |         |         |         | X                   | 5                                   | 0.28          | 1.4                                     |  |
| 619+91  |                    |         |         | X       |         |                     |                                     |               |   | 12   |
| 619+97  |                    |         |         |         |         | X                   | 2                                   | 0.28          | 0.56                                    |  |
| 620+07  |                    |         |         |         | X       |                     |                                     |               |   | 12   |
| 620+52  |                    |         |         | X       |         |                     |                                     |               |   | 12   |
| 620+65  |                    |         |         |         | X       |                     |                                     |               |   | 12   |
| 620+74  |                    |         |         |         |         | X                   | 2                                   | 0.28          | 0.56                                    |  |
| 620+86  |                    |         |         |         |         | X                   | 2                                   | 0.28          | 0.56                                    |  |
| 620+98  |                    |         |         |         |         | X                   | 2                                   | 0.28          | 0.56                                    |  |
| 621+10  |                    |         |         | X       |         |                     |                                     |               |   | 12   |
| 621+43  |                    |         |         |         |         | X                   | 10                                  | 0.28          | 2.8                                     |  |
| 621+50  |                    |         |         |         |         | X                   | 10                                  | 0.28          | 2.8                                     |  |
| 621+61  |                    |         |         |         |         | X                   | 10                                  | 0.28          | 2.8                                     |  |
| 621+66  |                    |         |         | X       |         |                     | 2                                   | 0.28          | 0.56                                    |  |
| 621+70  |                    |         |         | X       |         |                     |                                     |               |   | 12   |
| 621+79  |                    |         |         |         |         | X                   | 5                                   | 0.28          | 1.4                                     |  |
| 621+80  |                    |         | X       |         |         |                     | 2                                   | 0.28          | 0.56                                    |  |
| 621+85  |                    |         |         |         |         | X                   | 5                                   | 0.28          | 1.4                                     |  |
| 621+94  |                    |         |         |         |         | X                   | 5                                   | 0.28          | 1.4                                     |  |
| 621+95  |                    |         |         |         | X       |                     | 1                                   | 0.28          | 0.28                                    |  |
| 622+01  |                    |         |         |         | X       |                     | 3                                   | 0.28          | 0.84                                    |  |
| 622+06  |                    |         |         |         |         | X                   | 3                                   | 0.28          | 0.84                                    |  |

| I-275 PAVEMENT REHABILITATION<br>BOONE COUNTY<br>ITEM NO: 6-20006<br>PARTIAL DEPTH PCC PAVEMENT REPAIRS |                    |         |         |         |         |                     |                                     |               |   |  |
|---|--------------------|---------|---------|---------|---------|---------------------|-------------------------------------|---------------|---|--|
| STATION   | INSIDE<br>SHOULDER | LANE #0 | LANE #1 | LANE #2 | LANE #3 | OUTSIDE<br>SHOULDER | APPROX.<br>SURF.<br>AREA<br>(SQ FT) | DEPTH<br>(FT) | PARTIAL<br>DEPTH<br>PATCHING<br>(CU FT) | SAW-CLEAN-<br>RESEAL<br>RANDOM<br>CRACKS<br>(LF) |
| 622+35  |                    |         |         |         |         | X                   | 2                                   | 0.28          | 0.56                                    |  |
| 622+52  |                    |         |         |         |         | X                   | 12                                  | 0.28          | 3.36                                    |  |
| 622+61  |                    |         | X       |         |         |                     | 4                                   | 0.28          | 1.12                                    |  |
| 622+87  |                    |         |         |         | X       |                     |                                     |               |   | 12   |
| 622+89  |                    |         |         |         |         | X                   | 10                                  | 0.28          | 2.8                                     |  |
| 622+97  |                    |         |         |         |         | X                   | 3                                   | 0.28          | 0.84                                    |  |
| 623+09  |                    |         |         | X       |         |                     |                                     |               |   | 12   |
| 623+14  |                    |         |         |         |         | X                   | 6                                   | 0.28          | 1.68                                    |  |
| 623+29  |                    |         |         |         |         | X                   | 4                                   | 0.28          | 1.12                                    |  |
| 623+39  |                    |         |         |         |         | X                   | 4                                   | 0.28          | 1.12                                    |  |
| BEG 623+48  |                    |         |         |         |         | X                   | 244                                 | 0.28          | 68.32                                   |  |
| EQ. STA. 623+71.97 BACK = STA. 623+73.02 AHEAD  |                    |         |         |         |         |                     |                                     |               |   |  |
| END 624+72  |                    |         |         |         |         | X                   |                                     |               |   |  |
| 624+11  |                    |         |         | X       |         |                     |                                     |               |   | 12   |
| 624+31  |                    |         |         | X       |         |                     |                                     |               |   | 12   |
| 624+45  |                    |         |         | X       |         |                     |                                     |               |   | 12   |
| 624+69  |                    |         |         | X       |         |                     |                                     |               |   | 12   |
| 624+91  |                    |         |         | X       |         |                     |                                     |               |   | 12   |
| BEG 624+92  |                    |         |         |         |         | X                   | 96                                  | 0.28          | 26.88                                   |  |
| END 625+39  |                    |         |         |         |         | X                   |                                     |               |   |  |
| 625+54  |                    |         |         |         | X       |                     | 12                                  | 0.28          | 3.36                                    |  |
| 625+80  |                    |         |         |         |         | X                   | 5                                   | 0.28          | 1.4                                     |  |
| 625+89  |                    |         |         |         | X       |                     | 2                                   | 0.28          | 0.56                                    |  |
| 625+90  |                    |         |         | X       |         |                     |                                     |               |   | 12   |
| 625+98  | X                  |         |         |         |         |                     | 1                                   | 0.28          | 0.28                                    |  |
| 625+98  |                    |         |         |         |         | X                   | 2                                   | 0.28          | 0.56                                    |  |
| 626+08  |                    |         |         | X       |         |                     |                                     |               |   | 12   |
| 626+15  |                    |         |         |         |         | X                   | 3                                   | 0.28          | 0.84                                    |  |
| 626+28  |                    |         |         |         |         | X                   | 3                                   | 0.28          | 0.84                                    |  |
| 626+40  |                    |         |         |         |         | X                   | 3                                   | 0.28          | 0.84                                    |  |
| 626+58  |                    |         |         |         |         | X                   | 3                                   | 0.28          | 0.84                                    |  |
| 626+65  |                    |         |         |         | X       |                     |                                     |               |   | 12   |
| 626+71  |                    |         |         | X       |         |                     |                                     |               |   | 12   |
| 626+75  |                    |         |         |         |         | X                   | 3                                   | 0.28          | 0.84                                    |  |
| 627+12  |                    |         |         | X       |         |                     |                                     |               |   | 12   |
| 627+93  |                    |         |         | X       |         |                     |                                     |               |   | 12   |
| 628+21  |                    |         |         |         |         | X                   | 2                                   | 0.28          | 0.56                                    |  |
| 628+24  |                    |         |         | X       |         |                     | 2                                   | 0.28          | 0.56                                    |  |
| 628+29  |                    |         |         | X       | X       |                     |                                     |               |   | 24   |

| I-275 PAVEMENT REHABILITATION<br>BOONE COUNTY<br>ITEM NO: 6-20006<br>PARTIAL DEPTH PCC PAVEMENT REPAIRS |                 |         |         |         |         |                  |                            |            |                                |                                     |
|---|-----------------|---------|---------|---------|---------|------------------|----------------------------|------------|--------------------------------|-------------------------------------|
| STATION   | INSIDE SHOULDER | LANE #0 | LANE #1 | LANE #2 | LANE #3 | OUTSIDE SHOULDER | APPROX. SURF. AREA (SQ FT) | DEPTH (FT) | PARTIAL DEPTH PATCHING (CU FT) | SAW-CLEAN-RESEAL RANDOM CRACKS (LF) |
| 628+30  |                 |         | X       |         |         |                  | 3                          | 0.28       | 0.84                           |                                     |
| 628+56  |                 |         | X       |         |         |                  | 10                         | 0.28       | 2.8                            |                                     |
| 628+69  |                 |         | X       |         |         |                  | 12                         | 0.28       | 3.36                           |                                     |
| 628+81  |                 |         |         |         |         | X                | 3                          | 0.28       | 0.84                           |                                     |
| 628+89  |                 |         |         |         |         | X                | 3                          | 0.28       | 0.84                           |                                     |
| 628+94  |                 |         |         | X       |         |                  |                            |            |                                | 12                                  |
| 629+06  |                 |         |         |         |         | X                | 2                          | 0.28       | 0.56                           |                                     |
| 629+11  |                 |         |         | X       |         |                  |                            |            |                                | 12                                  |
| 629+17  |                 |         |         |         |         | X                | 2                          | 0.28       | 0.56                           |                                     |
| 629+31  |                 |         |         |         |         | X                | 2                          | 0.28       | 0.56                           |                                     |
| 629+35  |                 |         |         |         |         | X                | 2                          | 0.28       | 0.56                           |                                     |
| 629+43  |                 |         |         |         |         | X                | 2                          | 0.28       | 0.56                           |                                     |
| 629+56  |                 |         |         |         |         | X                | 2                          | 0.28       | 0.56                           |                                     |
| 629+73  |                 |         |         | X       |         |                  |                            |            |                                | 12                                  |
| 630+20  |                 |         |         |         |         | X                | 2                          | 0.28       | 0.56                           |                                     |
| 630+38  |                 |         |         |         |         | X                | 2                          | 0.28       | 0.56                           |                                     |
| 630+41  |                 |         | X       |         |         |                  | 1                          | 0.28       | 0.28                           |                                     |
| 630+50  |                 |         |         |         |         | X                | 2                          | 0.28       | 0.56                           |                                     |
| 630+62  |                 |         |         |         | X       |                  | 2                          | 0.28       | 0.56                           |                                     |
| 630+74  |                 |         |         | X       |         |                  |                            |            |                                | 12                                  |
| 630+81  |                 |         |         |         |         | X                | 2                          | 0.28       | 0.56                           |                                     |
| 630+83  |                 |         |         |         | X       |                  | 4                          | 0.28       | 1.12                           |                                     |
| 630+88  |                 |         |         | X       |         |                  |                            |            |                                | 12                                  |
| 631+11  |                 |         |         |         |         | X                | 1                          | 0.28       | 0.28                           |                                     |
| 631+26  |                 |         |         | X       |         |                  |                            |            |                                | 6                                   |
| 631+31  |                 |         |         |         | X       |                  | 12                         | 0.28       | 3.36                           |                                     |
| 631+40  |                 |         |         |         | X       |                  | 6                          | 0.28       | 1.68                           |                                     |
| 631+42  |                 |         |         |         |         | X                | 2                          | 0.28       | 0.56                           |                                     |
| 631+71  |                 |         |         |         |         | X                | 2                          | 0.28       | 0.56                           |                                     |
| 631+74  |                 |         |         | X       |         |                  | 2                          | 0.28       | 0.56                           |                                     |
| 631+97  |                 |         |         | X       |         |                  |                            |            |                                | 12                                  |
| 632+02  |                 |         |         |         |         | X                | 1                          | 0.28       | 0.28                           |                                     |
| 632+10  |                 |         |         | X       |         |                  |                            |            |                                | 12                                  |
| 632+31  |                 |         |         |         |         | X                | 3                          | 0.28       | 0.84                           |                                     |
| 632+31  |                 |         |         |         | X       |                  | 6                          | 0.28       | 1.68                           |                                     |
| 632+63  |                 |         |         |         |         | X                | 1                          | 0.28       | 0.28                           |                                     |
| 632+69  |                 |         |         | X       |         |                  |                            |            |                                | 12                                  |
| 632+93  |                 |         |         |         |         | X                | 2                          | 0.28       | 0.56                           |                                     |
| 632+99  |                 |         | X       |         |         |                  | 3                          | 0.28       | 0.84                           |                                     |

I-275 PAVEMENT REHABILITATION  
BOONE COUNTY  
ITEM NO: 6-20006  
PARTIAL DEPTH PCC PAVEMENT REPAIRS

| STATION    | INSIDE<br>SHOULDER | LANE #0 | LANE #1 | LANE #2 | LANE #3 | OUTSIDE<br>SHOULDER | APPROX.<br>SURF.<br>AREA<br>(SQ FT) | DEPTH<br>(FT) | PARTIAL<br>DEPTH<br>PATCHING<br>(CU FT) | SAW-CLEAN-<br>RESEAL<br>RANDOM<br>CRACKS<br>(LF) |
|------------|--------------------|---------|---------|---------|---------|---------------------|-------------------------------------|---------------|---|--|
| 633+04     |                    |         |         |         |         | X                   | 1                                   | 0.28          | 0.28                                    |  |
| 633+15     |                    |         |         | X       |         |                     |                                     |               |   | 12   |
| 633+22     |                    |         |         |         |         | X                   | 3                                   |               |   |  |
| 633+52     |                    |         |         |         |         | X                   | 3                                   | 0.28          | 0.84                                    |  |
| 633+53     |                    |         |         |         | X       |                     | 1                                   | 0.28          | 0.28                                    |  |
| BEG 633+64 |                    |         |         |         |         | X                   | 80                                  | 0.28          | 22.4                                    |  |
| END 634+04 |                    |         |         |         |         | X                   |                                     |               |   |  |
| 633+76     |                    |         |         | X       |         |                     |                                     |               |   | 12   |
| 634+11     |                    |         |         | X       |         |                     |                                     |               |   | 12   |
| 634+26     |                    |         |         |         |         | X                   | 6                                   | 0.28          | 1.68                                    |  |
| 634+43     |                    |         |         |         |         | X                   | 6                                   | 0.28          | 1.68                                    |  |
| 634+52     |                    |         |         | X       |         | X                   | 8                                   | 0.28          | 2.24                                    |  |
| 634+59     |                    |         |         |         |         | X                   | 6                                   | 0.28          | 1.68                                    |  |
| 634+67     |                    |         |         |         |         | X                   | 2                                   | 0.28          | 0.56                                    |  |
| 634+73     |                    |         |         |         |         | X                   | 6                                   | 0.28          | 1.68                                    |  |
| 634+85     |                    |         |         |         |         | X                   | 6                                   | 0.28          | 1.68                                    |  |
| 634+98     |                    |         |         | X       |         |                     |                                     |               |   | 12   |
| 635+03     |                    |         |         |         |         | X                   | 3                                   | 0.28          | 0.84                                    |  |
| 635+11     |                    |         |         | X       |         |                     |                                     |               |   | 12   |
| 635+15     |                    |         |         |         | X       |                     | 24                                  | 0.28          | 6.72                                    |  |
| 635+34     |                    |         |         |         |         | X                   | 2                                   | 0.28          | 0.56                                    |  |
| 635+47     |                    |         |         |         |         | X                   | 16                                  | 0.28          | 4.48                                    |  |
| 635+55     |                    |         |         |         | X       |                     | 5                                   | 0.28          | 1.4                                     | 12   |
| 635+61     |                    |         |         | X       |         |                     |                                     |               |   | 12   |
| 635+77     |                    |         |         | X       |         |                     |                                     |               |   | 12   |
| 636+17     |                    |         |         |         | X       |                     |                                     |               |   | 12   |
| 636+19     |                    |         |         | X       | X       |                     |                                     |               |   | 24   |
| 636+20     |                    |         |         | X       |         |                     |                                     |               |   | 12   |
| 636+34     |                    |         |         | X       |         |                     |                                     |               |   | 12   |
| 636+67     |                    |         |         |         |         | X                   | 8                                   | 0.28          | 2.24                                    |  |
| 636+79     |                    |         |         | X       | X       |                     |                                     |               |   | 24   |
| 636+85     |                    |         |         |         |         | X                   | 2                                   | 0.28          | 0.56                                    |  |
| 636+96     |                    |         |         | X       |         |                     |                                     |               |   | 12   |
| 637+03     |                    |         |         |         |         | X                   | 6                                   | 0.28          | 1.68                                    |  |
| 637+15     |                    |         |         |         |         | X                   | 2                                   | 0.28          | 0.56                                    |  |
| 637+26     |                    |         |         |         |         | X                   | 8                                   | 0.28          | 2.24                                    |  |
| 637+35     |                    |         |         | X       |         |                     |                                     |               |   | 12   |
| 637+48     |                    |         |         |         |         | X                   | 8                                   | 0.28          | 2.24                                    |  |
| 637+58     |                    |         |         | X       |         |                     |                                     |               |   | 12   |



| I-275 PAVEMENT REHABILITATION<br>BOONE COUNTY<br>ITEM NO: 6-20006<br>PARTIAL DEPTH PCC PAVEMENT REPAIRS |                    |         |         |         |         |                     |                                     |               |   |  |
|---|--------------------|---------|---------|---------|---------|---------------------|-------------------------------------|---------------|---|--|
| STATION   | INSIDE<br>SHOULDER | LANE #0 | LANE #1 | LANE #2 | LANE #3 | OUTSIDE<br>SHOULDER | APPROX.<br>SURF.<br>AREA<br>(SQ FT) | DEPTH<br>(FT) | PARTIAL<br>DEPTH<br>PATCHING<br>(CU FT) | SAW-CLEAN-<br>RESEAL<br>RANDOM<br>CRACKS<br>(LF) |
| 637+61  |                    |         |         |         |         | X                   | 4                                   | 0.28          | 1.12                                    |  |
| 637+74  |                    |         |         |         | X       |                     | 20                                  | 0.28          | 5.6                                     |  |
| 637+75  |                    |         |         |         |         | X                   | 2                                   | 0.28          | 0.56                                    |  |
| 637+87  |                    |         |         |         |         | X                   | 2                                   | 0.28          | 0.56                                    |  |
| 638+03  |                    |         |         | X       | X       |                     |                                     |               |   | 24   |
| 638+06  |                    |         |         |         |         | X                   | 3                                   | 0.28          | 0.84                                    |  |
| 638+15  |                    |         |         | X       | X       |                     |                                     |               |   | 24   |
| 638+22  |                    |         |         |         |         | X                   | 2                                   | 0.28          | 0.56                                    |  |
| 638+35  |                    |         |         |         |         | X                   | 2                                   | 0.28          | 0.56                                    |  |
| 638+38  |                    |         |         |         | X       |                     | 25                                  | 0.28          | 7                                       |  |
| 638+60  |                    |         |         | X       | X       |                     |                                     |               |   | 24   |
| 638+67  |                    |         |         |         |         | X                   | 3                                   | 0.28          | 0.84                                    |  |
| 638+82  |                    |         |         |         | X       |                     | 20                                  | 0.28          | 5.6                                     |  |
| 638+83  |                    |         |         |         |         | X                   | 2                                   | 0.28          | 0.56                                    |  |
| 638+97  |                    |         |         |         |         | X                   | 8                                   | 0.28          | 2.24                                    |  |
| 639+07  |                    |         |         |         |         | X                   | 4                                   | 0.28          | 1.12                                    |  |
| 639+21  |                    |         |         | X       | X       |                     |                                     |               |   | 24   |
| 639+26  |                    |         |         |         |         | X                   | 4                                   | 0.28          | 1.12                                    |  |
| 639+36  |                    |         |         | X       |         |                     |                                     |               |   | 12   |
| 639+44  |                    |         |         |         |         | X                   | 2                                   | 0.28          | 0.56                                    |  |
| 639+57  |                    |         |         |         |         | X                   | 2                                   | 0.28          | 0.56                                    |  |
| 639+68  |                    |         |         |         |         | X                   | 6                                   | 0.28          | 1.68                                    |  |
| 639+95  |                    |         |         | X       | X       |                     |                                     |               |   |  |
| 640+06  |                    |         |         |         |         | X                   | 8                                   | 0.28          | 2.24                                    |  |
| 640+17  |                    |         |         |         |         | X                   | 3                                   | 0.28          | 0.84                                    |  |
| 640+29  |                    |         |         |         |         | X                   | 3                                   | 0.28          | 0.84                                    |  |
| 640+43  |                    |         |         | X       | X       |                     |                                     |               |   | 24   |
| 640+58  |                    |         |         |         | X       |                     |                                     |               |   | 12   |
| 640+65  |                    |         |         |         |         | X                   | 2                                   | 0.28          | 0.56                                    |  |
| 640+90  |                    |         |         |         |         | X                   | 2                                   | 0.28          | 0.56                                    |  |
| 641+09  |                    |         |         |         |         | X                   | 2                                   | 0.28          | 0.56                                    |  |
| 641+12  |                    |         |         |         | X       |                     | 6                                   | 0.28          | 1.68                                    |  |
| 641+25  |                    |         |         |         |         | X                   | 2                                   | 0.28          | 0.56                                    |  |
| 641+44  |                    |         |         |         | X       |                     |                                     |               |   | 12   |
| 641+60  |                    |         |         |         | X       |                     |                                     |               |   | 12   |
| 641+63  |                    |         |         | X       |         |                     |                                     |               |   | 12   |
| 641+77  |                    |         |         |         | X       |                     |                                     |               |   | 12   |
| 641+80  |                    |         |         | X       |         |                     |                                     |               |   | 12   |
| 642+22  |                    |         |         | X       |         |                     |                                     |               |   | 12   |

| I-275 PAVEMENT REHABILITATION<br>BOONE COUNTY<br>ITEM NO: 6-20006<br>PARTIAL DEPTH PCC PAVEMENT REPAIRS |                    |         |         |         |         |                     |                                     |               |   |  |
|---|--------------------|---------|---------|---------|---------|---------------------|-------------------------------------|---------------|---|--|
| STATION   | INSIDE<br>SHOULDER | LANE #0 | LANE #1 | LANE #2 | LANE #3 | OUTSIDE<br>SHOULDER | APPROX.<br>SURF.<br>AREA<br>(SQ FT) | DEPTH<br>(FT) | PARTIAL<br>DEPTH<br>PATCHING<br>(CU FT) | SAW-CLEAN-<br>RESEAL<br>RANDOM<br>CRACKS<br>(LF) |
| 642+43  |                    |         |         | X       |         |                     |                                     |               |   | 12   |
| 642+80  |                    |         |         | X       |         |                     |                                     |               |   | 12   |
| 642+90  |                    |         |         |         |         | X                   | 2                                   | 0.28          | 0.56                                    |  |
| 643+13  |                    |         |         |         |         | X                   | 6                                   | 0.28          | 1.68                                    |  |
| 643+20  |                    |         |         |         |         | X                   | 6                                   | 0.28          | 1.68                                    |  |
| 643+24  |                    |         |         |         | X       |                     | 25                                  | 0.28          | 7                                       |  |
| 643+79  |                    |         |         |         |         | X                   | 3                                   | 0.28          | 0.84                                    |  |
| 643+94  |                    |         |         |         |         | X                   | 12                                  | 0.28          | 3.36                                    |  |
| 644+04  |                    |         |         | X       |         |                     |                                     |               |   | 12   |
| 644+12  |                    |         |         |         |         | X                   | 10                                  | 0.28          | 2.8                                     |  |
| 644+24  |                    |         |         |         |         | X                   | 10                                  | 0.28          | 2.8                                     |  |
| 644+32  |                    |         |         |         |         | X                   | 2                                   | 0.28          | 0.56                                    |  |
| 644+40  |                    |         |         |         |         | X                   | 2                                   | 0.28          | 0.56                                    |  |
| 644+50  |                    |         |         |         |         | X                   | 2                                   | 0.28          | 0.56                                    |  |
| 644+51  |                    |         |         |         | X       |                     | 12                                  | 0.28          | 3.36                                    |  |
| 644+60  |                    |         |         | X       |         |                     |                                     |               |   | 12   |
| 644+69  |                    |         |         |         | X       |                     | 3                                   | 0.28          | 0.84                                    |  |
| 644+83  |                    |         |         | X       |         |                     |                                     |               |   | 12   |
| 645+23  |                    |         |         | X       |         |                     |                                     |               |   | 12   |
| 645+30  |                    |         |         |         |         | X                   | 3                                   | 0.28          | 0.84                                    |  |
| 645+42  |                    |         |         | X       |         |                     |                                     |               |   | 12   |
| 645+44  |                    |         |         |         | X       |                     | 3                                   | 0.28          | 0.84                                    |  |
| 645+48  |                    |         |         |         |         | X                   | 6                                   | 0.28          | 1.68                                    |  |
| 645+83  |                    |         |         | X       |         |                     |                                     |               |   | 12   |
| 646+03  |                    |         |         | X       |         |                     |                                     |               |   | 12   |
| 646+46  |                    |         |         | X       | X       |                     |                                     |               |   | 24   |
| 646+62  |                    |         |         | X       |         |                     |                                     |               |   | 12   |
| 646+77  |                    |         |         | X       |         |                     |                                     |               |   | 12   |
| 647+04  |                    |         |         | X       |         |                     |                                     |               |   | 12   |
| 647+21  |                    |         |         | X       |         |                     |                                     |               |   | 12   |
| 647+42  |                    |         |         |         |         | X                   | 2                                   | 0.28          | 0.56                                    |  |
| 647+66  |                    |         | X       |         |         |                     | 3                                   | 0.28          | 0.84                                    |  |
| 647+71  |                    |         |         |         |         | X                   | 2                                   | 0.28          | 0.56                                    |  |
| 647+89  |                    |         |         |         |         | X                   | 2                                   | 0.28          | 0.56                                    |  |
| 648+13  |                    |         |         |         |         | X                   | 2                                   | 0.28          | 0.56                                    |  |
| 648+33  |                    |         |         |         |         | X                   | 2                                   | 0.28          | 0.56                                    |  |
| 648+59  |                    |         | X       |         |         |                     | 2                                   | 0.28          | 0.56                                    |  |
| 648+59  |                    |         |         |         | X       |                     | 2                                   | 0.28          | 0.56                                    |  |
| 648+74  |                    |         |         |         |         | X                   | 2                                   | 0.28          | 0.56                                    |  |

| I-275 PAVEMENT REHABILITATION<br>BOONE COUNTY<br>ITEM NO: 6-20006<br>PARTIAL DEPTH PCC PAVEMENT REPAIRS |                    |         |         |         |         |                     |                                     |               |   |  |
|---|--------------------|---------|---------|---------|---------|---------------------|-------------------------------------|---------------|---|--|
| STATION   | INSIDE<br>SHOULDER | LANE #0 | LANE #1 | LANE #2 | LANE #3 | OUTSIDE<br>SHOULDER | APPROX.<br>SURF.<br>AREA<br>(SQ FT) | DEPTH<br>(FT) | PARTIAL<br>DEPTH<br>PATCHING<br>(CU FT) | SAW-CLEAN-<br>RESEAL<br>RANDOM<br>CRACKS<br>(LF) |
| 648+88  |                    |         |         |         | X       |                     | 6                                   | 0.28          | 1.68                                    | 12   |
| 649+02  |                    |         |         |         |         | X                   | 8                                   | 0.28          | 2.24                                    |  |
| 634+40  |                    |         |         |         | X       |                     | 1                                   | 0.28          | 0.28                                    |  |
| 649+49  |                    |         |         | X       |         |                     |                                     |               |   | 12   |
| 649+66  |                    |         |         | X       |         |                     |                                     |               |   | 12   |
| 650+08  |                    |         |         | X       | X       |                     |                                     |               |   | 24   |
| 650+14  |                    |         |         |         |         | X                   | 4                                   | 0.28          | 1.12                                    |  |
| 650+45  |                    |         |         |         |         | X                   | 4                                   | 0.28          | 1.12                                    |  |
| 650+60  |                    |         |         | X       |         |                     | 12                                  | 0.28          | 3.36                                    |  |
| 650+97  |                    |         |         |         |         | X                   | 1                                   | 0.28          | 0.28                                    |  |
| 651+04  |                    |         |         |         |         | X                   | 1                                   | 0.28          | 0.28                                    |  |
| 651+16  |                    |         |         |         |         | X                   | 1                                   | 0.28          | 0.28                                    |  |
| 651+16  |                    |         |         | X       |         |                     | 2                                   | 0.28          | 0.56                                    |  |
| 651+44  |                    |         |         | X       | X       |                     |                                     |               |   | 24   |
| 651+93  |                    |         |         |         |         | X                   | 26                                  | 0.28          | 7.28                                    |  |
| 652+06  |                    |         |         | X       |         |                     |                                     |               |   | 12   |
| 652+26  |                    |         |         |         |         | X                   | 2                                   | 0.28          | 0.56                                    |  |
| 651+49  |                    |         |         |         | X       |                     |                                     |               |   | 12   |
| 652+72  |                    |         |         |         | X       |                     | 25                                  | 0.28          | 7                                       |  |
| 653+03  |                    |         |         | X       |         |                     | 3                                   | 0.28          | 0.84                                    |  |
| 653+03  |                    |         |         |         | X       |                     | 25                                  | 0.28          | 7                                       |  |
| 653+13  |                    |         |         | X       |         |                     |                                     |               |   | 12   |
| 653+27  |                    |         |         | X       |         |                     |                                     |               |   | 12   |
| 653+40  |                    |         |         | X       |         |                     |                                     |               |   | 12   |
| 653+65  |                    |         |         | X       |         |                     | 20                                  | 0.28          | 5.6                                     |  |
| 654+84  |                    |         |         | X       |         |                     |                                     |               |   | 12   |
| 655+09  |                    |         |         | X       |         |                     |                                     |               |   | 12   |
| 655+52  |                    |         |         | X       |         |                     |                                     |               |   | 12   |
| 655+69  |                    |         |         | X       |         |                     |                                     |               |   | 12   |
| 655+81  |                    |         |         | X       |         |                     |                                     |               |   | 12   |
| 655+86  |                    |         |         |         | X       |                     | 10                                  | 0.28          | 2.8                                     |  |
| 655+91  |                    |         |         |         |         | X                   | 20                                  | 0.28          | 5.6                                     |  |
| 656+28  |                    |         |         |         |         | X                   | 25                                  | 0.28          | 7                                       |  |
| 656+34  |                    |         |         |         | X       |                     | 2                                   | 0.28          | 0.56                                    |  |
| 656+41  |                    |         | 1       |         |         |                     | 3                                   | 0.28          | 0.84                                    |  |
| 656+49  |                    |         |         |         |         | X                   | 10                                  | 0.28          | 2.8                                     |  |
| 656+93  |                    |         |         |         |         | X                   | 10                                  | 0.28          | 2.8                                     |  |
| 657+08  |                    |         |         | X       |         | X                   | 3                                   | 0.28          | 0.84                                    |  |
| 657+20  |                    |         |         |         |         | X                   | 3                                   | 0.28          | 0.84                                    |  |

| I-275 PAVEMENT REHABILITATION<br>BOONE COUNTY<br>ITEM NO: 6-20006<br>PARTIAL DEPTH PCC PAVEMENT REPAIRS |                    |         |         |         |         |                     |                                     |               |   |  |
|---|--------------------|---------|---------|---------|---------|---------------------|-------------------------------------|---------------|---|--|
| STATION   | INSIDE<br>SHOULDER | LANE #0 | LANE #1 | LANE #2 | LANE #3 | OUTSIDE<br>SHOULDER | APPROX.<br>SURF.<br>AREA<br>(SQ FT) | DEPTH<br>(FT) | PARTIAL<br>DEPTH<br>PATCHING<br>(CU FT) | SAW-CLEAN-<br>RESEAL<br>RANDOM<br>CRACKS<br>(LF) |
| 657+67  |                    |         |         |         |         | X                   | 3                                   | 0.28          | 0.84                                    |  |
| 657+81  |                    |         |         |         | X       |                     | 2                                   | 0.28          | 0.56                                    |  |
| 657+99  |                    |         |         |         |         | X                   | 3                                   | 0.28          | 0.84                                    |  |
| 658+15  |                    |         |         |         |         | X                   | 1                                   | 0.28          | 0.28                                    |  |
| 658+18  |                    |         | X       |         |         |                     | 2                                   | 0.28          | 0.56                                    |  |
| 658+23  |                    |         |         |         |         | X                   | 1                                   | 0.28          | 0.28                                    |  |
| 658+29  |                    |         |         |         |         | X                   | 1                                   | 0.28          | 0.28                                    |  |
| 658+47  |                    |         |         |         |         | X                   | 3                                   | 0.28          | 0.84                                    |  |
| 658+51  |                    |         |         | X       |         |                     |                                     |               |   | 12   |
| 658+60  |                    |         |         |         | X       |                     | 1                                   | 0.28          | 0.28                                    |  |
| 658+68  |                    |         |         |         |         | X                   | 2                                   | 0.28          | 0.56                                    |  |
| 658+71  |                    |         |         | X       |         |                     |                                     |               |   | 12   |
| 658+73  |                    |         |         |         |         | X                   | 2                                   | 0.28          | 0.56                                    |  |
| 659+02  |                    |         |         |         |         | X                   | 2                                   | 0.28          | 0.56                                    |  |
| 659+15  |                    |         |         | X       |         |                     |                                     |               |   | 12   |
| 659+19  |                    |         |         |         |         | X                   | 2                                   | 0.28          | 0.56                                    |  |
| 659+36  |                    |         |         |         | X       |                     | 10                                  | 0.28          | 2.8                                     |  |
| 659+48  |                    |         |         |         |         | X                   | 2                                   | 0.28          | 0.56                                    |  |
| 659+61  |                    |         |         |         | X       |                     | 10                                  | 0.28          | 2.8                                     |  |
| 659+75  |                    |         |         |         | X       |                     |                                     |               |   | 12   |
| 659+93  |                    |         |         |         |         | X                   | 10                                  | 0.28          | 2.8                                     |  |
| 659+90  |                    |         |         |         |         | X                   | 1                                   | 0.28          | 0.28                                    |  |
| 659+97  |                    |         |         |         |         | X                   | 1                                   | 0.28          | 0.28                                    |  |
| 660+06  |                    |         |         |         | X       |                     | 20                                  | 0.28          | 5.6                                     |  |
| 660+10  |                    |         |         |         |         | X                   | 2                                   | 0.28          | 0.56                                    |  |
| 660+30  |                    |         |         |         | X       |                     |                                     |               |   | 12   |
| 660+32  |                    |         |         | X       | X       |                     |                                     |               |   | 24   |
| 660+39  |                    |         |         |         |         | X                   | 2                                   | 0.28          | 0.56                                    |  |
| 660+51  |                    |         |         | X       |         |                     |                                     |               |   | 12   |
| 660+70  |                    |         |         |         |         | X                   | 1                                   | 0.28          | 0.28                                    |  |
| 660+81  |                    |         |         |         |         | X                   | 3                                   | 0.28          | 0.84                                    |  |
| 660+93  |                    |         |         | X       | X       |                     |                                     |               |   | 24   |
| 661+01  |                    |         |         |         |         | X                   | 1                                   | 0.28          | 0.28                                    |  |
| 661+14  |                    |         |         | X       |         |                     |                                     |               |   | 12   |
| 661+16  |                    |         |         |         |         | X                   | 6                                   | 0.28          | 1.68                                    |  |
| 661+26  |                    |         |         | X       |         |                     |                                     |               |   | 12   |
| 661+30  |                    |         |         |         |         | X                   | 4                                   | 0.28          | 1.12                                    |  |
| 661+43  |                    |         |         |         |         | X                   | 4                                   | 0.28          | 1.12                                    |  |
| 661+60  |                    |         |         |         |         | X                   | 1                                   | 0.28          | 0.28                                    |  |

| I-275 PAVEMENT REHABILITATION<br>BOONE COUNTY<br>ITEM NO: 6-20006<br>PARTIAL DEPTH PCC PAVEMENT REPAIRS |                    |         |         |         |         |                     |                                     |               |   |  |
|---|--------------------|---------|---------|---------|---------|---------------------|-------------------------------------|---------------|---|--|
| STATION   | INSIDE<br>SHOULDER | LANE #0 | LANE #1 | LANE #2 | LANE #3 | OUTSIDE<br>SHOULDER | APPROX.<br>SURF.<br>AREA<br>(SQ FT) | DEPTH<br>(FT) | PARTIAL<br>DEPTH<br>PATCHING<br>(CU FT) | SAW-CLEAN-<br>RESEAL<br>RANDOM<br>CRACKS<br>(LF) |
| BEG 661+70  |                    |         |         |         |         | X                   | 102                                 | 0.28          | 28.56                                   |  |
| END 662+21  |                    |         |         |         |         | X                   |                                     |               |   |  |
| 661+73  |                    |         |         | X       |         |                     |                                     |               |   | 12   |
| 662+13  |                    |         |         | X       |         |                     |                                     |               |   | 12   |
| 662+33  |                    |         |         | X       |         |                     |                                     |               |   | 12   |
| 662+38  |                    |         |         |         |         | X                   | 6                                   | 0.28          | 1.68                                    |  |
| 662+47  |                    |         |         | X       |         | X                   | 1                                   | 0.28          | 0.28                                    | 12   |
| 662+51  |                    |         |         |         |         | X                   | 1                                   | 0.28          | 0.28                                    |  |
| 662+56  |                    |         |         | X       |         |                     | 6                                   | 0.28          | 1.68                                    |  |
| 662+62  |                    |         |         |         |         | X                   | 10                                  | 0.28          | 2.8                                     |  |
| 663+93  |                    |         |         | X       | X       |                     |                                     |               |   | 24   |
| 663+94  | X                  |         |         |         |         |                     |                                     |               |   | 12   |
| 664+19  |                    |         | X       |         |         |                     | 1                                   | 0.28          | 0.28                                    |  |
| 664+56  |                    |         |         | X       |         |                     |                                     |               |   | 12   |
| 664+72  |                    |         |         | X       | X       |                     |                                     |               |   | 24   |
| 665+06  |                    |         | X       |         |         |                     | 2                                   | 0.28          | 0.56                                    |  |
| 665+13  |                    |         |         | X       |         |                     |                                     |               |   | 12   |
| 665+64  |                    |         | X       |         |         |                     | 1                                   | 0.28          | 0.28                                    |  |
| 665+70  |                    |         |         | X       |         |                     |                                     |               |   | 12   |
| 665+77  |                    |         |         | X       |         |                     |                                     |               |   | 12   |
| 665+92  |                    |         |         | X       | X       |                     |                                     |               |   | 24   |
| 666+19  |                    |         |         | X       |         |                     |                                     |               |   | 12   |
| 666+36  |                    |         | X       | X       |         |                     |                                     |               |   | 24   |
| 666+51  |                    |         | X       | X       |         |                     |                                     |               |   |  |
| 666+94  |                    |         |         | X       | X       |                     |                                     |               |   | 24   |
| 667+12  |                    |         |         | X       |         |                     |                                     |               |   | 12   |
| 667+26  |                    |         |         | X       |         |                     |                                     |               |   | 12   |
| 668+75  |                    |         |         | X       |         |                     |                                     |               |   | 12   |
| 668+93  |                    |         |         | X       |         |                     |                                     |               |   | 12   |
| 669+34  |                    |         |         | X       |         |                     |                                     |               |   | 12   |
| 669+52  |                    |         |         | X       | X       |                     |                                     |               |   | 24   |
| 669+65  |                    |         |         | X       |         |                     |                                     |               |   | 12   |
| 669+89  |                    |         |         | X       | X       |                     |                                     |               |   | 24   |
| 670+13  |                    |         |         | X       |         |                     |                                     |               |   | 12   |
| 670+36  |                    |         |         | X       |         |                     |                                     |               |   | 12   |
| 670+51  |                    |         |         | X       |         |                     |                                     |               |   | 12   |
| 670+70  |                    |         |         | X       |         |                     |                                     |               |   | 12   |
| 671+12  |                    |         |         | X       | X       |                     |                                     |               |   | 24   |
| 671+28  |                    |         |         | X       |         |                     |                                     |               |   | 12   |

| I-275 PAVEMENT REHABILITATION<br>BOONE COUNTY<br>ITEM NO: 6-20006<br>PARTIAL DEPTH PCC PAVEMENT REPAIRS |                    |         |         |         |         |                     |                                     |               |   |  |
|---|--------------------|---------|---------|---------|---------|---------------------|-------------------------------------|---------------|---|--|
| STATION   | INSIDE<br>SHOULDER | LANE #0 | LANE #1 | LANE #2 | LANE #3 | OUTSIDE<br>SHOULDER | APPROX.<br>SURF.<br>AREA<br>(SQ FT) | DEPTH<br>(FT) | PARTIAL<br>DEPTH<br>PATCHING<br>(CU FT) | SAW-CLEAN-<br>RESEAL<br>RANDOM<br>CRACKS<br>(LF) |
| 671+39  |                    |         | X       |         |         |                     | 4                                   | 0.28          | 1.12                                    |  |
| 671+75  |                    |         |         | X       |         |                     |                                     |               |   | 12   |
| 671+80  |                    |         |         |         | X       |                     | 2                                   | 0.28          | 0.56                                    |  |
| 671+88  |                    |         |         |         | X       |                     | 12                                  | 0.28          | 3.36                                    |  |
| 671+91  |                    |         |         | X       |         |                     |                                     |               |   | 12   |
| 672+06  |                    |         |         | X       |         |                     |                                     |               |   | 12   |
| 672+33  |                    |         |         | X       |         |                     |                                     |               |   | 12   |
| 672+55  |                    |         |         | X       |         |                     |                                     |               |   | 12   |
| 673+55  |                    |         |         | X       |         |                     | 10                                  | 0.28          | 2.8                                     | 12   |
| 673+71  |                    |         |         | X       |         |                     | 12                                  | 0.28          | 3.36                                    | 12   |
| 673+87  |                    |         |         | X       |         |                     |                                     |               |   | 12   |
| 673+88  |                    |         |         |         | X       |                     | 12                                  | 0.28          | 3.36                                    |  |
| 674+06  |                    |         |         |         | X       |                     | 2                                   | 0.28          | 0.56                                    |  |
| 674+15  |                    |         |         | X       |         |                     |                                     |               |   | 12   |
| 674+35  |                    |         |         | X       |         |                     |                                     |               |   | 12   |
| 674+50  |                    |         |         |         | X       |                     | 4                                   | 0.28          | 1.12                                    |  |
| 674+52  |                    |         |         | X       |         |                     | 3                                   | 0.28          | 0.84                                    |  |
| 674+75  |                    |         |         | X       |         |                     |                                     |               |   | 12   |
| 674+92  |                    |         |         | X       |         |                     |                                     |               |   | 12   |
| 675+31  |                    |         | X       |         |         |                     |                                     |               |   | 12   |
| 675+37  |                    |         |         | X       |         |                     |                                     |               |   | 12   |
| 675+68  |                    |         |         | X       |         |                     |                                     |               |   | 12   |
| 675+91  |                    |         |         | X       |         |                     |                                     |               |   | 12   |
| 676+09  |                    |         |         | X       |         |                     |                                     |               |   | 12   |
| 676+12  |                    |         |         |         | X       |                     |                                     |               |   | 12   |
| 676+58  |                    |         |         | X       |         |                     | 10                                  | 0.28          | 2.8                                     | 12   |
| 676+69  |                    |         |         | X       |         |                     |                                     |               |   | 12   |
| 677+16  |                    |         |         | X       |         |                     |                                     |               |   | 12   |
| 677+34  |                    |         |         | X       |         |                     |                                     |               |   | 12   |
| 677+44  |                    |         |         | X       |         |                     | 8                                   | 0.28          | 2.24                                    | 12   |
| 677+51  |                    |         |         |         | X       |                     | 3                                   | 0.28          | 0.84                                    |  |
| 677+74  |                    |         |         |         | X       |                     |                                     |               |   | 12   |
| 677+73  |                    |         |         | X       |         |                     |                                     |               |   | 12   |
| 677+97  |                    |         |         |         | X       |                     | 2                                   | 0.28          | 0.56                                    |  |
| 678+06  |                    |         |         | X       |         |                     |                                     |               |   | 12   |
| 678+13  |                    |         |         | X       |         |                     | 8                                   | 0.28          | 2.24                                    |  |
| 678+21  |                    |         |         |         |         | X                   | 12                                  | 0.28          | 3.36                                    |  |
| 678+31  |                    |         |         | X       |         |                     |                                     |               |   | 12   |
| 678+37  |                    |         |         |         |         | X                   | 20                                  | 0.28          | 5.6                                     |  |

| I-275 PAVEMENT REHABILITATION<br>BOONE COUNTY<br>ITEM NO: 6-20006<br>PARTIAL DEPTH PCC PAVEMENT REPAIRS |                 |         |         |         |         |                  |                            |            |                                |                                     |
|---|-----------------|---------|---------|---------|---------|------------------|----------------------------|------------|--------------------------------|-------------------------------------|
| STATION   | INSIDE SHOULDER | LANE #0 | LANE #1 | LANE #2 | LANE #3 | OUTSIDE SHOULDER | APPROX. SURF. AREA (SQ FT) | DEPTH (FT) | PARTIAL DEPTH PATCHING (CU FT) | SAW-CLEAN-RESEAL RANDOM CRACKS (LF) |
| 678+47  |                 |         |         | X       |         |                  |                            |            |                                | 12                                  |
| 678+51  |                 |         |         |         |         | X                | 10                         | 0.28       | 2.8                            |                                     |
| 678+65  |                 |         |         |         |         | X                | 6                          | 0.28       | 1.68                           |                                     |
| 678+87  |                 |         |         |         | X       |                  |                            |            |                                | 12                                  |
| 678+90  |                 |         |         | X       |         |                  |                            |            |                                | 12                                  |
| 679+09  |                 |         |         | X       |         |                  |                            |            |                                | 12                                  |
| 679+30  |                 |         | X       |         |         |                  | 2                          | 0.28       | 0.56                           |                                     |
| 679+67  |                 |         | X       |         |         |                  | 2                          | 0.28       | 0.56                           |                                     |
| 679+89  |                 |         |         |         |         | X                | 4                          | 0.28       | 1.12                           |                                     |
| 680+01  |                 |         |         |         | X       |                  | 10                         | 0.28       | 2.8                            | 12                                  |
| 680+11  |                 |         |         |         | X       |                  |                            |            |                                | 12                                  |
| 680+12  |                 |         |         |         |         | X                | 3                          | 0.28       | 0.84                           |                                     |
| 680+29  |                 |         |         |         | X       |                  | 2                          | 0.28       | 0.56                           | 14                                  |
| 680+36  |                 |         |         |         |         | X                | 3                          | 0.28       | 0.84                           |                                     |
| 680+39  |                 |         | X       | X       |         |                  | 4                          | 0.28       | 1.12                           |                                     |
| 680+49  |                 |         |         |         |         | X                | 6                          | 0.28       | 1.68                           |                                     |
| 680+59  |                 |         |         |         | X       |                  | 6                          | 0.28       | 1.68                           |                                     |
| 680+89  |                 |         |         | X       |         |                  |                            |            |                                | 12                                  |
| 680+97  |                 |         | X       |         |         |                  | 1                          | 0.28       | 0.28                           |                                     |
| 681+20  |                 |         |         | X       |         |                  | 6                          | 0.28       | 1.68                           |                                     |
| 681+33  |                 |         |         | X       |         |                  |                            |            |                                | 12                                  |
| 681+53  |                 |         |         | X       |         |                  | 6                          | 0.28       | 1.68                           |                                     |
| 681+67  |                 |         |         |         |         | X                | 4                          | 0.28       | 1.12                           |                                     |
| 681+98  |                 |         |         |         |         | X                | 6                          | 0.28       | 1.68                           |                                     |
| 682+36  |                 |         |         |         | X       |                  | 12                         | 0.28       | 3.36                           |                                     |
| 682+39  |                 |         |         |         |         | X                | 5                          | 0.28       | 1.4                            |                                     |
| 682+45  |                 |         |         |         |         | X                | 10                         | 0.28       | 2.8                            |                                     |
| 682+93  |                 |         | X       |         |         |                  | 2                          | 0.28       | 0.56                           |                                     |
| 683+11  |                 |         |         | X       |         |                  |                            |            |                                | 12                                  |
| 683+15  |                 |         |         |         |         | X                | 2                          | 0.28       | 0.56                           |                                     |
| 683+25  |                 |         |         |         |         | X                | 5                          | 0.28       | 1.4                            |                                     |
| 683+27  |                 |         |         | X       |         |                  | 4                          | 0.28       | 1.12                           |                                     |
| 683+33  |                 |         |         |         |         | X                | 5                          | 0.28       | 1.4                            |                                     |
| 683+44  |                 |         |         |         |         | X                | 5                          | 0.28       | 1.4                            |                                     |
| 683+48  |                 |         | X       |         |         |                  | 2                          | 0.28       | 0.56                           |                                     |
| 683+57  |                 |         |         |         |         | X                | 10                         | 0.28       | 2.8                            |                                     |
| 683+67  |                 |         |         |         | X       |                  | 4                          | 0.28       | 1.12                           | 12                                  |
| 683+88  |                 |         |         |         |         | 4                | 24                         | 0.28       | 6.72                           |                                     |
| 684+26  |                 |         | X       |         |         |                  | 2                          | 0.28       | 0.56                           |                                     |

| I-275 PAVEMENT REHABILITATION<br>BOONE COUNTY<br>ITEM NO: 6-20006<br>PARTIAL DEPTH PCC PAVEMENT REPAIRS |                 |         |         |         |         |                  |                            |            |                                |                                     |
|---|-----------------|---------|---------|---------|---------|------------------|----------------------------|------------|--------------------------------|-------------------------------------|
| STATION   | INSIDE SHOULDER | LANE #0 | LANE #1 | LANE #2 | LANE #3 | OUTSIDE SHOULDER | APPROX. SURF. AREA (SQ FT) | DEPTH (FT) | PARTIAL DEPTH PATCHING (CU FT) | SAW-CLEAN-RESEAL RANDOM CRACKS (LF) |
| 684+40  |                 |         |         | X       |         |                  | 2                          | 0.28       | 0.56                           |                                     |
| 684+45  |                 |         | X       |         |         |                  | 2                          | 0.28       | 0.56                           |                                     |
| 684+49  |                 |         |         | X       |         |                  |                            |            |                                | 12                                  |
| 684+66  |                 |         |         |         | X       |                  | 4                          | 0.28       | 1.12                           |                                     |
| 684+79  |                 |         |         |         |         | X                | 16                         | 0.28       | 4.48                           |                                     |
| 685+06  |                 |         |         | X       |         |                  | 12                         | 0.28       | 3.36                           |                                     |
| 685+07  |                 |         |         |         | X       |                  |                            |            |                                | 12                                  |
| 685+19  |                 |         |         | X       |         |                  |                            |            |                                | 12                                  |
| 685+51  |                 |         |         | X       |         |                  |                            |            |                                | 12                                  |
| 685+65  |                 |         |         | X       |         |                  |                            |            |                                | 12                                  |
| 685+77  |                 |         |         |         | X       |                  | 2                          | 0.28       | 0.56                           |                                     |
| 686+26  |                 |         |         | X       |         |                  | 12                         | 0.28       | 3.36                           |                                     |
| 686+54  |                 |         | X       |         | X       |                  | 6                          | 0.28       | 1.68                           |                                     |
| 687+30  |                 |         | X       |         |         |                  | 3                          | 0.28       | 0.84                           |                                     |
| 687+85  |                 |         |         |         | X       |                  |                            |            |                                | 12                                  |
| 687+87  |                 |         |         | X       |         |                  | 12                         | 0.28       | 3.36                           |                                     |
| 688+34  |                 |         |         |         | X       |                  | 2                          | 0.28       | 0.56                           |                                     |
| 688+83  |                 |         | X       |         |         |                  | 2                          | 0.28       | 0.56                           |                                     |
| 689+03  |                 |         |         |         | X       |                  |                            |            |                                | 12                                  |
| 689+05  |                 |         |         | X       |         |                  | 10                         | 0.28       | 2.8                            |                                     |
| 689+21  |                 |         |         | X       |         |                  | 10                         | 0.28       | 2.8                            |                                     |
| 689+45  |                 |         |         |         |         | X                | 2                          | 0.28       | 0.56                           |                                     |
| 689+65  |                 |         |         | X       | X       |                  | 10                         | 0.28       | 2.8                            | 12                                  |
| 689+81  |                 |         |         | X       |         |                  | 10                         | 0.28       | 2.8                            |                                     |
| 689+86  |                 |         |         |         |         | X                | 2                          | 0.28       | 0.56                           |                                     |
| 689+99  |                 |         |         |         |         | X                | 2                          | 0.28       | 0.56                           |                                     |
| 690+11  |                 |         |         |         |         | X                | 2                          | 0.28       | 0.56                           |                                     |
| 690+26  |                 |         |         | X       |         |                  | 10                         | 0.28       | 2.8                            |                                     |
| 690+30  |                 |         |         |         |         | X                | 2                          | 0.28       | 0.56                           |                                     |
| 690+39  |                 |         |         | X       |         |                  | 10                         | 0.28       | 2.8                            |                                     |
| 690+48  |                 |         |         |         | X       |                  | 3                          | 0.28       | 0.84                           |                                     |
| 690+61  |                 |         |         |         | X       |                  | 3                          | 0.28       | 0.84                           |                                     |
| 690+72  |                 |         |         |         | X       |                  | 3                          | 0.28       | 0.84                           |                                     |
| 690+86  |                 |         |         | X       |         |                  |                            |            |                                | 12                                  |
| 691+02  |                 |         |         | X       | X       |                  | 10                         | 0.28       | 2.8                            | 12                                  |
| BEG 691+20  |                 |         |         |         |         | X                | 76                         | 0.28       | 21.28                          |                                     |
| END 691+57  |                 |         |         |         |         | X                |                            |            |                                |                                     |
| 691+25  |                 |         |         | X       |         |                  | 10                         | 0.28       | 2.8                            |                                     |
| 691+65  |                 |         |         |         |         | X                | 6                          | 0.28       | 1.68                           |                                     |



| I-275 PAVEMENT REHABILITATION<br>BOONE COUNTY<br>ITEM NO: 6-20006<br>PARTIAL DEPTH PCC PAVEMENT REPAIRS |                 |         |         |         |         |                  |                            |            |                                |                                     |
|---|-----------------|---------|---------|---------|---------|------------------|----------------------------|------------|--------------------------------|-------------------------------------|
| STATION   | INSIDE SHOULDER | LANE #0 | LANE #1 | LANE #2 | LANE #3 | OUTSIDE SHOULDER | APPROX. SURF. AREA (SQ FT) | DEPTH (FT) | PARTIAL DEPTH PATCHING (CU FT) | SAW-CLEAN-RESEAL RANDOM CRACKS (LF) |
| 691+78  |                 |         | X       |         |         |                  | 2                          | 0.28       | 0.56                           |                                     |
| 691+91  |                 |         | X       |         |         |                  | 2                          | 0.28       | 0.56                           |                                     |
| 692+50  |                 |         |         |         |         | X                | 2                          | 0.28       | 0.56                           |                                     |
| 692+68  |                 |         |         |         | X       |                  | 10                         | 0.28       | 2.8                            |                                     |
| 692+85  |                 |         |         |         |         | X                | 3                          | 0.28       | 0.84                           |                                     |
| 693+43  |                 |         |         |         | X       |                  | 3                          | 0.28       | 0.84                           |                                     |
| 693+57  |                 |         |         |         | X       |                  | 1                          | 0.28       | 0.28                           |                                     |
| 694+04  |                 |         |         |         |         | X                | 4                          | 0.28       | 1.12                           |                                     |
| 694+16  |                 |         |         |         |         | X                | 3                          | 0.28       | 0.84                           |                                     |
| 694+20  |                 |         |         | X       |         |                  | 3                          | 0.28       | 0.84                           |                                     |
| 694+39  |                 |         |         | X       |         |                  |                            |            |                                | 12                                  |
| 694+57  |                 |         |         | X       |         |                  |                            |            |                                | 12                                  |
| 694+76  |                 |         | X       |         |         |                  | 1                          | 0.28       | 0.28                           |                                     |
| 695+08  |                 |         | X       |         |         |                  | 2                          | 0.28       | 0.56                           |                                     |
| 695+17  |                 |         | X       |         |         |                  | 4                          | 0.28       | 1.12                           |                                     |
| 695+20  |                 |         | X       | X       |         |                  |                            |            |                                | 18                                  |
| 695+21  |                 |         | X       |         |         |                  | 3                          | 0.28       | 0.84                           |                                     |
| 695+35  |                 |         |         | X       |         |                  | 4                          | 0.28       | 1.12                           |                                     |
| 696+21  |                 |         |         | X       |         |                  |                            |            |                                | 12                                  |
| 696+34  |                 |         |         |         | X       |                  |                            |            |                                | 12                                  |
| 696+41  |                 |         |         |         |         | X                | 2                          | 0.28       | 0.56                           |                                     |
| 696+48  |                 |         |         |         | X       |                  | 2                          | 0.28       | 0.56                           |                                     |
| 696+67  |                 |         |         |         |         | X                | 2                          | 0.28       | 0.56                           |                                     |
| 696+76  |                 |         |         | X       |         |                  |                            |            |                                | 12                                  |
| 696+84  |                 |         |         |         |         | X                | 2                          | 0.28       | 0.56                           |                                     |
| 696+87  |                 |         |         | X       |         |                  | 2                          | 0.28       | 0.56                           |                                     |
| 697+01  |                 |         |         |         |         | X                | 3                          | 0.28       | 0.84                           |                                     |
| 697+14  |                 |         |         |         |         | X                | 3                          | 0.28       | 0.84                           |                                     |
| 697+15  |                 |         |         | X       |         |                  | 2                          | 0.28       | 0.56                           |                                     |
| 697+26  |                 |         | X       |         |         |                  | 2                          | 0.28       | 0.56                           |                                     |
| 697+44  |                 |         |         |         |         | X                | 2                          | 0.28       | 0.56                           |                                     |
| 697+55  |                 |         |         | X       |         |                  |                            |            |                                | 12                                  |
| 697+61  |                 |         |         |         |         | X                | 4                          | 0.28       | 1.12                           |                                     |
| 697+75  |                 |         |         |         |         | X                | 4                          | 0.28       | 1.12                           |                                     |
| 697+86  |                 |         |         |         |         | X                | 2                          | 0.28       | 0.56                           |                                     |
| 698+16  |                 |         |         | X       |         |                  |                            |            |                                | 12                                  |
| 698+72  |                 |         |         |         | X       |                  | 4                          | 0.28       | 1.12                           |                                     |
| 698+81  |                 |         |         |         | X       |                  | 1                          | 0.28       | 0.28                           |                                     |
| 699+47  |                 |         |         |         | X       |                  | 6                          | 0.28       | 1.68                           |                                     |

| I-275 PAVEMENT REHABILITATION<br>BOONE COUNTY<br>ITEM NO: 6-20006<br>PARTIAL DEPTH PCC PAVEMENT REPAIRS |                    |         |         |         |         |                     |                                     |               |   |  |
|---|--------------------|---------|---------|---------|---------|---------------------|-------------------------------------|---------------|---|--|
| STATION   | INSIDE<br>SHOULDER | LANE #0 | LANE #1 | LANE #2 | LANE #3 | OUTSIDE<br>SHOULDER | APPROX.<br>SURF.<br>AREA<br>(SQ FT) | DEPTH<br>(FT) | PARTIAL<br>DEPTH<br>PATCHING<br>(CU FT) | SAW-CLEAN-<br>RESEAL<br>RANDOM<br>CRACKS<br>(LF) |
| 699+62  |                    |         | X       |         |         |                     | 2                                   | 0.28          | 0.56                                    |  |
| 699+78  |                    |         |         | X       |         |                     | 10                                  | 0.28          | 2.8                                     |  |
| 699+85  |                    |         | X       |         |         |                     | 2                                   | 0.28          | 0.56                                    |  |
| 700+12  |                    |         |         | X       |         |                     | 3                                   | 0.28          | 0.84                                    |  |
| 700+37  |                    |         | X       | X       |         |                     | 4                                   | 0.28          | 1.12                                    |  |
| 700+79  |                    |         |         | X       |         |                     | 3                                   | 0.28          | 0.84                                    |  |
| 700+94  |                    |         |         | X       |         |                     | 3                                   | 0.28          | 0.84                                    |  |
| 700+99  |                    |         | X       |         |         |                     |                                     |               |   | 12   |
| 701+07  |                    |         |         | X       |         |                     | 3                                   | 0.28          | 0.84                                    |  |
| 701+19  |                    |         | X       |         |         |                     | 2                                   | 0.28          | 0.56                                    |  |
| 701+79  |                    |         |         | X       |         |                     |                                     |               |   | 12   |
| 701+82  |                    |         |         | X       |         |                     | 2                                   | 0.28          | 0.56                                    |  |
| 702+01  |                    |         |         | X       |         |                     | 1                                   | 0.28          | 0.28                                    |  |
| 702+59  |                    |         |         | X       |         |                     | 2                                   | 0.28          | 0.56                                    |  |
| 702+71  |                    |         | X       | X       |         |                     | 4                                   | 0.28          | 1.12                                    |  |
| 702+83  |                    |         |         | X       |         |                     | 12                                  | 0.28          | 3.36                                    |  |
| 703+06  |                    |         |         | X       |         |                     | 2                                   | 0.28          | 0.56                                    |  |
| 703+42  |                    |         |         | X       |         |                     | 2                                   | 0.28          | 0.56                                    |  |
| 703+50  |                    |         |         |         | X       |                     | 2                                   | 0.28          | 0.56                                    |  |
| 703+67  |                    |         | X       |         |         |                     | 4                                   | 0.28          | 1.12                                    |  |
| 703+87  |                    |         |         | X       |         |                     | 2                                   | 0.28          | 0.56                                    |  |
| 704+17  |                    |         |         | X       |         |                     | 2                                   | 0.28          | 0.56                                    |  |
| 704+29  |                    |         |         |         | X       |                     | 3                                   | 0.28          | 0.84                                    |  |
| 704+92  |                    |         |         | X       | X       |                     | 4                                   | 0.28          | 1.12                                    |  |
| 704+99  |                    |         |         | X       |         |                     | 10                                  | 0.28          | 2.8                                     | 12   |
| 705+63  |                    |         | X       |         |         |                     | 1                                   | 0.28          | 0.28                                    |  |
| 705+80  |                    |         |         |         | X       |                     | 1                                   | 0.28          | 0.28                                    |  |
| 705+84  |                    |         |         |         | X       |                     | 1                                   | 0.28          | 0.28                                    |  |
| 705+89  |                    |         |         |         |         | X                   | 2                                   | 0.28          | 0.56                                    |  |
| 705+92  |                    |         |         |         |         | X                   | 3                                   | 0.28          | 0.84                                    |  |
| 706+05  |                    |         |         |         |         | X                   | 2                                   | 0.28          | 0.56                                    |  |
| 706+12  |                    |         |         |         |         | X                   | 4                                   | 0.28          | 1.12                                    |  |
| 706+22  |                    |         |         | X       |         |                     | 15                                  | 0.28          | 4.2                                     |  |
| 706+49  |                    |         |         |         | X       |                     |                                     |               |   | 12   |
| 706+54  |                    |         |         |         | X       |                     | 4                                   | 0.28          | 1.12                                    |  |
| 706+65  |                    |         |         |         | X       |                     | 4                                   | 0.28          | 1.12                                    |  |
| 706+86  |                    |         | X       |         |         |                     | 4                                   | 0.28          | 1.12                                    |  |
| 706+77  |                    |         |         | X       |         |                     | 10                                  | 0.28          | 2.8                                     |  |
| 706+88  |                    |         | X       |         |         |                     | 2                                   | 0.28          | 0.56                                    |  |

**I-275 PAVEMENT REHABILITATION  
BOONE COUNTY  
ITEM NO: 6-20006  
PARTIAL DEPTH PCC PAVEMENT REPAIRS**

[illegible]

| I-275 PAVEMENT REHABILITATION<br>BOONE COUNTY<br>ITEM NUMBER: 6-20006<br>PAVEMENT SUMMARY - ASPHALT |      |       |
|---|------|-------|
| PAVING AREAS  |      |       |
| E.B. I-275 TO KY 237 NORTH/SOUTH  | LF   | SQYD  |
| JOINT ADHESIVE  | 5507 |       |
| ASPHALT MATERIAL FOR TACK NON-TRACKING  |      | 6656  |
| 1.5" CL3 ASPH SURF 0.38A PG76-22  |      | 6656  |
| SAW & SEAL ASPHALT JOINT  | 1970 |       |
| 1.5" ASPHALT PAVE MILLING & TEXTURING   |      | 6656  |
| ASPHALT SEAL AGGREGATE  |      | 1420  |
| ASPHALT SEAL COAT   |      | 1420  |
| SHOULDER RUMBLE STRIPS SAWED  | 2992 |       |
| KY 237 SOUTH TO W.B. I-275  | LF   | SQYD  |
| JOINT ADHESIVE  | 4963 |       |
| ASPHALT MATERIAL FOR TACK NON-TRACKING  |      | 4924  |
| 1.5" CL3 ASPH SURF 0.38A PG76-22  |      | 4924  |
| SAW & SEAL ASPHALT JOINT  | 2788 |       |
| 1.5" ASPHALT PAVE MILLING & TEXTURING   |      | 4924  |
| ASPHALT SEAL AGGREGATE  |      | 1394  |
| ASPHALT SEAL COAT   |      | 1394  |
| SHOULDER RUMBLE STRIPS SAWED  | 3157 |       |
| W.B. I-275 TO KY 237 SOUTH  | LF   | SQYD  |
| SAW & SEAL ASPHALT JOINT  | 2500 |       |
| KY 237 SOUTH TO E.B. I-275  | LF   | SQYD  |
| JOINT ADHESIVE  | 4292 |       |
| ASPHALT MATERIAL FOR TACK NON-TRACKING  |      | 5650  |
| 1.5" CL3 ASPH SURF 0.38A PG76-22  |      | 5650  |
| 1.5" ASPHALT PAVE MILLING & TEXTURING   |      | 5650  |
| ASPHALT SEAL AGGREGATE  |      | 1108  |
| ASPHALT SEAL COAT   |      | 1108  |
| SHOULDER RUMBLE STRIPS SAWED  | 2613 |       |
| KY 237 NORTH TO E.B. I-275  | LF   | SQYD  |
| JOINT ADHESIVE  | 2455 |       |
| ASPHALT MATERIAL FOR TACK NON-TRACKING  |      | 2216  |
| 1.5" CL3 ASPH SURF 0.38A PG76-22  |      | 2216  |
| 1.5" ASPHALT PAVE MILLING & TEXTURING   |      | 2216  |
| ASPHALT SEAL AGGREGATE  |      | 516   |
| ASPHALT SEAL COAT   |      | 516   |
| SHOULDER RUMBLE STRIPS SAWED  | 1332 |       |
| E.B. I-275 TO KY 237 NORTH  | LF   | SQYD  |
| JOINT ADHESIVE  | 3389 |       |
| ASPHALT MATERIAL FOR TACK NON-TRACKING  |      | 2969  |
| 1.5" CL3 ASPH SURF 0.38A PG76-22  |      | 2969  |
| SAW & SEAL ASPHALT JOINT  | 1769 |       |
| 1.5" ASPHALT PAVE MILLING & TEXTURING   |      | 2969  |
| ASPHALT SEAL AGGREGATE  |      | 930   |
| ASPHALT SEAL COAT   |      | 930   |
| SHOULDER RUMBLE STRIPS SAWED  | 2242 |       |
| KY 212 SOUTH TO W.B. I-275  | LF   | SQYD  |
| JOINT ADHESIVE  | 5489 |       |
| ASPHALT MATERIAL FOR TACK NON-TRACKING  |      | 4985  |
| 1.5" CL3 ASPH SURF 0.38A PG76-22  |      | 4985  |
| SAW & SEAL ASPHALT JOINT  | 3836 |       |
| 1.5" ASPHALT PAVE MILLING & TEXTURING   |      | 4985  |
| ASPHALT SEAL AGGREGATE  |      | 1399  |
| ASPHALT SEAL COAT   |      | 1399  |
| SHOULDER RUMBLE STRIPS SAWED  | 3177 |       |
| W.B. I-275 TO KY 212 SOUTH  | LF   | SQYD  |
| JOINT ADHESIVE  | 3716 |       |
| ASPHALT MATERIAL FOR TACK NON-TRACKING  |      | 12754 |
| 1.5" CL3 ASPH SURF 0.38A PG76-22  |      | 4226  |
| 3.00" CL3 ASPH BASE 1.00D PG76-22   |      | 4264  |
| 0.50" ASPHALT SCRATCH COURSE PG76-22  |      | 4264  |
| GEOCOMPOSITE REINFORCEMENT FOR ASPHALT  |      | 4264  |
| HIGH FRICTION SURFACE TREATMENT   |      | 1963  |
| SAW & SEAL ASPHALT JOINT  | 2516 |       |
| 5.00" ASPHALT PAVE MILLING & TEXTURING  |      | 4264  |
| ASPHALT SEAL AGGREGATE  |      | 291   |
| ASPHALT SEAL COAT   |      | 291   |
| SHOULDER RUMBLE STRIPS SAWED  | 2624 |       |
| E.B. I-275 TO NORTH/SOUTH KY 212  | LF   | SQYD  |
| JOINT ADHESIVE  | 4005 |       |
| ASPHALT MATERIAL FOR TACK NON-TRACKING  |      | 4183  |
| 1.5" CL3 ASPH SURF 0.38A PG76-22  |      | 4183  |
| SAW & SEAL ASPHALT JOINT  | 2773 |       |
| 1.5" ASPHALT PAVE MILLING & TEXTURING   |      | 4183  |
| ASPHALT SEAL AGGREGATE  |      | 1091  |

| I-275 PAVEMENT REHABILITATION<br>BOONE COUNTY<br>ITEM NUMBER: 6-20006<br>PAVEMENT SUMMARY - ASPHALT |           |             |
|---|-----------|-------------|
| PAVING AREAS  |           |             |
| ASPHALT SEAL COAT   |           | 1091        |
| SHOULDER RUMBLE STRIPS SAWED  | 2508      |             |
| <b>KY 212 NORTH TO E.B. I-275</b>   | <b>LF</b> | <b>SQYD</b> |
| JOINT ADHESIVE  | 1491      |             |
| ASPHALT MATERIAL FOR TACK NON-TRACKING  |           | 1109        |
| 1.5" CL3 ASPH SURF 0.38A PG76-22  |           | 1109        |
| SAW & SEAL ASPHALT JOINT  | 456       |             |
| 1.5" ASPHALT PAVE MILLING & TEXTURING   |           | 1109        |
| ASPHALT SEAL AGGREGATE  |           | 208         |
| ASPHALT SEAL COAT   |           | 208         |
| SHOULDER RUMBLE STRIPS SAWED  | 826       |             |
| <b>KY 212 SOUTH TO E.B. I-275</b>   | <b>LF</b> | <b>SQYD</b> |
| JOINT ADHESIVE  | 3975      |             |
| ASPHALT MATERIAL FOR TACK NON-TRACKING  |           | 3721        |
| 1.5" CL3 ASPH SURF 0.38A PG76-22  |           | 3721        |
| SAW & SEAL ASPHALT JOINT  | 2270      |             |
| 1.5" ASPHALT PAVE MILLING & TEXTURING   |           | 3721        |
| ASPHALT SEAL AGGREGATE  |           | 977         |
| ASPHALT SEAL COAT   |           | 977         |
| SHOULDER RUMBLE STRIPS SAWED  | 2524      |             |
| <b>W.B. I-275 TO NORTH KY 212</b>   | <b>LF</b> | <b>SQYD</b> |
| JOINT ADHESIVE  | 2303      |             |
| ASPHALT MATERIAL FOR TACK NON-TRACKING  |           | 2287        |
| 1.5" CL3 ASPH SURF 0.38A PG76-22  |           | 2287        |
| SAW & SEAL ASPHALT JOINT  | 1326      |             |
| 1.5" ASPHALT PAVE MILLING & TEXTURING   |           | 2287        |
| ASPHALT SEAL AGGREGATE  |           | 668         |
| ASPHALT SEAL COAT   |           | 668         |
| SHOULDER RUMBLE STRIPS SAWED  | 1506      |             |
| <b>W.B. I-275 TO MINEOLA NORTH/SOUTH</b>  | <b>LF</b> | <b>SQYD</b> |
| JOINT ADHESIVE  | 5876      |             |
| ASPHALT MATERIAL FOR TACK NON-TRACKING  |           | 6511        |
| 1.5" CL3 ASPH SURF 0.38A PG76-22  |           | 6511        |
| 1.5" ASPHALT PAVE MILLING & TEXTURING   |           | 6511        |
| ASPHALT SEAL AGGREGATE  |           | 901         |
| ASPHALT SEAL COAT   |           | 901         |
| SHOULDER RUMBLE STRIPS SAWED  | 3435      |             |
| <b>MINEOLA SOUTH TO E.B. I-275</b>  | <b>LF</b> | <b>SQYD</b> |
| JOINT ADHESIVE  | 5666      |             |
| ASPHALT MATERIAL FOR TACK NON-TRACKING  |           | 7142        |
| 1.5" CL3 ASPH SURF 0.38A PG76-22  |           | 7142        |
| 1.5" ASPHALT PAVE MILLING & TEXTURING   |           | 7142        |
| ASPHALT SEAL AGGREGATE  |           | 1452        |
| ASPHALT SEAL COAT   |           | 1452        |
| SHOULDER RUMBLE STRIPS SAWED  | 3393      |             |
| <b>MINEOLA NORTH TO E.B. I-275</b>  | <b>LF</b> | <b>SQYD</b> |
| JOINT ADHESIVE  | 1232      |             |
| ASPHALT MATERIAL FOR TACK NON-TRACKING  |           | 1334        |
| 1.5" CL3 ASPH SURF 0.38A PG76-22  |           | 1334        |
| 1.5" ASPHALT PAVE MILLING & TEXTURING   |           | 1334        |
| ASPHALT SEAL AGGREGATE  |           | 254         |
| ASPHALT SEAL COAT   |           | 254         |
| SHOULDER RUMBLE STRIPS SAWED  | 749       |             |
| <b>E.B. I-275 TO MINEOLA NORTH/SOUTH</b>  | <b>LF</b> | <b>SQYD</b> |
| JOINT ADHESIVE  | 6394      |             |
| ASPHALT MATERIAL FOR TACK NON-TRACKING  |           | 6447        |
| 1.5" CL3 ASPH SURF 0.38A PG76-22  |           | 6447        |
| 1.5" ASPHALT PAVE MILLING & TEXTURING   |           | 6447        |
| ASPHALT SEAL AGGREGATE  |           | 1657        |
| ASPHALT SEAL COAT   |           | 1657        |
| SHOULDER RUMBLE STRIPS SAWED  | 3621      |             |
| <b>MINEOLA NORTH TO W.B. I-275</b>  | <b>LF</b> | <b>SQYD</b> |
| JOINT ADHESIVE  | 7104      |             |
| ASPHALT MATERIAL FOR TACK NON-TRACKING  |           | 6944        |
| 1.5" CL3 ASPH SURF 0.38A PG76-22  |           | 6944        |
| 1.5" ASPHALT PAVE MILLING & TEXTURING   |           | 6944        |
| ASPHALT SEAL AGGREGATE  |           | 1417        |
| ASPHALT SEAL COAT   |           | 1417        |
| SHOULDER RUMBLE STRIPS SAWED  | 3283      |             |
| <b>MINEOLA SOUTH TO W.B. I-275</b>  | <b>LF</b> | <b>SQYD</b> |
| JOINT ADHESIVE  | 1159      |             |
| ASPHALT MATERIAL FOR TACK NON-TRACKING  |           | 1172        |
| 1.5" CL3 ASPH SURF 0.38A PG76-22  |           | 1172        |
| 1.5" ASPHALT PAVE MILLING & TEXTURING   |           | 1172        |



| I-275 PAVEMENT REHABILITATION<br>BOONE COUNTY<br>ITEM NUMBER: 6-20006<br>PAVEMENT SUMMARY - ASPHALT  |            |  |       |        |
|--|------------|--|-------|--------|
| PAVING AREAS   |            |  |       |        |
| ASPHALT SEAL AGGREGATE   |            |  |       | 263    |
| ASPHALT SEAL COAT  |            |  |       | 263    |
| SHOULDER RUMBLE STRIPS SAWED   |            | 657                                    |       |        |
| TOTALS - ALL RAMPS   |            | LF                                     | SQYD  |        |
| JOINT ADHESIVE   |            | 69016                                  |       |        |
| ASPHALT MATERIAL FOR TACK NON-TRACKING   |            |  |       | 81004  |
| 1.5" CL3 ASPH SURF 0.38A PG76-22   |            |  |       | 72476  |
| 3.00" CL3 ASPH BASE 1.00D PG76-22  |            |  |       | 4264   |
| 0.50" ASPHALT SCRATCH COURSE PG76-22   |            |  |       | 4264   |
| GEOCOMPOSITE REINFORCEMENT FOR ASPHALT   |            |  |       | 4264   |
| HIGH FRICTION SURFACE TREATMENT  |            |  |       | 1963   |
| SAW & SEAL ASPHALT JOINT   |            | 22204                                  |       |        |
| 1.5" ASPHALT PAVE MILLING & TEXTURING  |            |  |       | 68250  |
| 5.00" ASPHALT PAVE MILLING & TEXTURING   |            |  |       | 4264   |
| ASPHALT SEAL AGGREGATE   |            |  |       | 15946  |
| ASPHALT SEAL COAT  |            |  |       | 15946  |
| SHOULDER RUMBLE STRIPS SAWED   |            | 40639                                  |       |        |
| I-275 - OUTSIDE SHOULDERS  |            |  | SQYD  |        |
| ASPHALT SEAL AGGREGATE   |            |  |       | 26602  |
| ASPHALT SEAL COAT  |            |  |       | 26602  |
| PAVING SUMMARY   |            |  |       |        |
| CODE   |            | ITEM                                   | UNITS | TOTAL  |
| (3)(5)   | 100        | ASPHALT SEAL AGGREGATE                 | TON   | 851    |
| (4)(5)   | 103        | ASPHALT SEAL COAT                      | TON   | 102    |
| (1)  | 193        | ASPHALT SCRATCH COURSE PG76-22         | TON   | 118    |
| (1)  | 216        | CL3 ASPH BASE 1.00D PG76-22            | TON   | 704    |
| (1)  | 336        | CL3 ASPH SURF 0.38A PG76-22            | TON   | 5980   |
|  | 2677       | ASPHALT PAVE MILLING & TEXTURING       | TON   | 6803   |
|  | 24891EC    | PAVE MOUNT INFRARED TEMP EQUIPMENT     | SQFT  | 729036 |
| (2)  | 24970EC    | ASPHALT MATERIAL FOR TACK NON-TRACKING | TON   | 29     |
|  | 20071EC    | JOINT ADHESIVE                         | LF    | 69016  |
|  | 23229EC    | HIGH FRICTION SURFACE TREATMENT        | SQ YD | 1963   |
|  | 23845EC    | SAW & SEAL ASPHALT JOINT               | LF    | 22204  |
|  | 20362ES403 | SHOULDER RUMBLE STRIPS SAWED           | LF    | 40639  |
|  | 25010EC    | GEOCOMPOSITE REINFORCEMENT FOR ASPHALT | SQ YD | 4264   |
| <b>NOTES</b><br>(1) ALL ASPHALT MIXTURES ESTIMATED AT 110 LBS. PER SQ. YD. PER INCH OF DEPTH<br>(2) ASPHALT MATERIAL FOR TACK NON-TRACKING ESTIMATED AT 0.70 LBS. PER SQ. YD<br>(3) TWO APPLICATIONS OF ASPHALT SEAL AGGREGATE ESTIMATED AT 20LB / SY.<br>(4) TWO APPLICATIONS OF ASPHALT SEAL COAT ESTIMATED AT 2.4 LB / SY.<br>(5) TO BE APPLIED TO THE OUTSIDE SHOULDERS ONLY ON MAINLINE, AND BOTH SHOULDERS ON THE RAMPS<br>QUANTITIES HAVE BEEN CARRIED OVER AND INCLUDED IN THE GENERAL SUMMARY |            |  |       |        |

I-275 PAVEMENT REHABILITATION  
BOONE COUNTY  
ITEM NO: 6-20006  
DIAMOND GRINDING SUMMARY

| DIRECTION  | NUMBER OF LANES | BEGIN STATION | END STATION | LINEAR LANE-FEET | SQUARE YARDS |
|--|-----------------|---------------|-------------|------------------|--------------|
| I-275 EB   | 2               | 410+46        | 438+67      | 2,821            | 10,030       |
| I-275 EB   | 3               | 438+67        | 480+67      | 4,200            | 20,533       |
| I-275 EB   | 3               | 481+88        | 710+64      | 22,877           | 111,843      |
| I-275 WB   | 3               | 410+46        | 480+67      | 7,021            | 34,325       |
| I-275 WB   | 3               | 481+88        | 710+64      | 22,876           | 111,838      |
| KY 237 TO EB I-75  | 1               | 14+50         | 21+78       | 728              | 1,537        |
| WB I-275 TO SB KY 237  | 1               | 13+88         | 19+17       | 529              | 1,117        |
| WB I-275 TO NB KY 237  | 1               | 12+30         | 17+27       | 497              | 1,049        |
| EB I-275 TO KY 212   | 1               | +00           | 4+71        | 471              | 994          |
| KY 212 TO EB I-275   | 1               | 13+37         | 27+22       | 1,385            | 2,924        |
| KY 212 TO WB I-275   | 1               | +00           | 11+43       | 1,143            | 2,413        |
| WB I-275 TO SB KY 212  | 1               | +00           | 7+30        | 730              | 1,541        |
| WB I-275 TO NB KY 212  | 1               | 11+60         | 15+19       | 359              | 757          |
|  |                 |               |             |                  |              |
| TOTAL PCC PAVEMENT DIAMOND GRINDING (SQYD)   |                 |               |             | 300,901          |              |
| Note: Lanes are based on the number of concrete lanes and their widths, NOT the striped lanes. |                 |               |             |                  |              |
| Note: Quantities are carried over to the General Summary                                       |                 |               |             |                  |              |

[illegible]

Contract ID: 231029  
Page 83 of 246

[illegible]



| I-275<br>BOONE COUNTY<br>PAVEMENT REHABILITATION<br>ITEM NO. 6-20006<br>DRAINAGE SUMMARY |               |             |                           |          |                             |                             |  |                         |                       |               |                            |                                 |               |             |                    |   |
|--|---------------|-------------|---------------------------|----------|-----------------------------|-----------------------------|--|-------------------------|-----------------------|---------------|----------------------------|---------------------------------|---------------|-------------|--------------------|---|
| LOCATION   | BEGIN STATION | END STATION | CLEAN<br>INLET/OUTLET (1) | DGA BASE | STORM SEWER PIPE<br>18 INCH | STORM SEWER PIPE<br>42 INCH | SLOPED BOX<br>OUTLET<br>TYPE 1-15 INCH | JUNCTION BOX<br>42 INCH | REMOVE<br>PAVED DITCH | FLOWABLE FILL | CHANNEL LINING<br>CLASS II | CHANNEL LINING<br>CLASS III (2) | REPLACE GRATE | RESET GRATE | GRADE TO DRAIN (3) | COMMENTS                                    |
| ITEM NUMBER  | UNIT          |             | --                        | 1        | 522                         | 529                         | 1432                                   | 1646                    | 2165                  | 2220          | 2483                       | 2484                            | 20366NN       | 23970NC     |                    |   |
| LT   | 615+15        | 615+15      | --                        | TON      | LF                          | LF                          | EACH                                   | EACH                    | SQYD                  | CU YD         | TON                        | TON                             | EACH          | EACH        |                    |   |
| STATION EQUATION I-275 BACK STA. 623+71.97 = I-275 AHEAD STA. 623+73.02                  |               |             |                           |          |                             |                             |  |                         |                       |               |                            |                                 |               |             |                    |   |
| LT   | 616+81        | 616+81      | 1                         |          |                             |                             |  |                         |                       |               |                            |                                 |               |             |                    |   |
| LT   | 619+53        | 619+53      | 1                         |          |                             |                             |  |                         |                       |               |                            |                                 |               |             |                    |   |
| LT   | 624+57        | 624+57      | 1                         |          |                             |                             |  |                         |                       |               |                            |                                 |               |             |                    |   |
| LT   | 629+07        | 629+07      | 1                         |          |                             |                             |  |                         |                       |               |                            |                                 |               |             |                    |   |
| LT   | 635+06        | 635+06      | 1                         |          |                             |                             |  |                         |                       |               |                            |                                 |               |             |                    |   |
| LT   | 636+98        | 636+98      | 1                         |          |                             |                             |  |                         |                       |               |                            |                                 |               |             |                    |   |
| LT   | 639+68        | 639+68      | 1                         |          |                             |                             |  |                         |                       |               |                            |                                 |               |             |                    |   |
| LT   | 643+87        | 643+87      | 1                         |          |                             |                             |  |                         |                       |               |                            |                                 |               |             |                    |   |
| LT   | 651+56        | 651+56      | 1                         |          |                             |                             |  |                         |                       |               |                            |                                 |               |             |                    |   |
| LT   | 656+72        | 656+72      | 1                         |          |                             |                             |  |                         |                       |               |                            |                                 |               |             |                    |   |
| LT   | 659+45        | 659+79      |                           | 15       |                             |                             |  |                         |                       |               |                            |                                 |               |             |                    | EROSION BEHIND GUARDRAIL                    |
| LT   | 660+16        | 660+16      | 1                         |          |                             |                             |  |                         |                       |               |                            |                                 |               |             |                    |   |
| LT   | 664+50        | 664+50      | 1                         |          |                             |                             |  |                         |                       |               |                            |                                 |               |             |                    |   |
| LT   | 682+46        | 682+46      | 1                         |          |                             |                             |  |                         |                       |               |                            |                                 |               |             |                    |   |
| LT   | 694+73        | 694+73      | 1                         |          |                             |                             |  |                         |                       |               |                            |                                 |               |             |                    |   |
| LT   | 701+34        | 701+34      | 1                         |          |                             |                             |  |                         |                       |               |                            | 20                              |               |             |                    | EROSION AT DBI                              |
| LT   | 709+51        | 709+51      | 1                         |          |                             |                             |  |                         |                       |               |                            |                                 |               |             |                    |   |
| EB I-275 TO SB KY 237 RAMP   |               |             |                           |          |                             |                             |  |                         |                       |               |                            |                                 |               |             |                    |   |
| RT   | 0+49          | 0+49        | 1                         |          |                             |                             |  |                         |                       |               |                            |                                 |               |             |                    |   |
| RT   | 4+94          | 12+44       |                           | 77       |                             |                             |  |                         |                       |               |                            |                                 |               |             |                    | REPAIR DGA SHOULDER WEDGE                   |
| RT   | 9+46          | 9+46        | 1                         | 2        |                             |                             |  |                         |                       |               |                            |                                 |               |             |                    | REPAIR DGA SHOULDER WEDGE                   |
| RT   | 16+34         | 16+34       |                           |          |                             |                             |  |                         |                       |               |                            | 2                               |               |             |                    | EROSION AT END OF PAVED DITCH               |
| RT   | 18+91         | 19+82       |                           | 40       |                             |                             |  |                         |                       |               |                            | 85                              |               |             |                    | REPAIR SHOULDER WEDGE AND FORESLOPE EROSION |
| RT   | 18+98         | 18+98       | 1                         |          |                             |                             |  |                         |                       |               |                            |                                 | 1             |             |                    | 24 INCH SLOPED BOX OUTLET MISSING GRATE     |
| NB KY 237 TO EB I-275 RAMP   |               |             |                           |          |                             |                             |  |                         |                       |               |                            |                                 |               |             |                    |   |
| RT   | 0+00          | 0+00        | 1                         |          |                             |                             |  |                         |                       |               |                            |                                 |               |             |                    | FLUME SILTED                                |
| RT   | 2+94          | 2+94        | 1                         |          |                             |                             |  |                         |                       |               |                            |                                 |               |             |                    |   |
| RT   | 5+69          | 5+69        | 1                         |          |                             |                             |  |                         |                       |               |                            |                                 |               |             |                    |   |
| KY 237 TO EB I-275 RAMP  |               |             |                           |          |                             |                             |  |                         |                       |               |                            |                                 |               |             |                    |   |
| RT   | 11+74         | 11+74       | 1                         |          |                             |                             |  |                         |                       |               |                            |                                 |               |             |                    | REPAIR DGA SHOULDER WEDGE                   |
| RT   | 13+60         | 21+46       |                           | 80       |                             |                             |  |                         |                       |               |                            |                                 |               |             |                    |   |
| SB KY 237 TO WB I-275 RAMP   |               |             |                           |          |                             |                             |  |                         |                       |               |                            |                                 |               |             |                    |   |
| LT   | 9+17          | 9+17        | 1                         |          |                             |                             |  |                         |                       |               |                            |                                 |               |             |                    |   |
| LT   | 11+37         | 11+37       | 1                         |          |                             |                             |  |                         |                       |               |                            |                                 |               |             |                    |   |
| LT   | 12+36         | 12+36       | 1                         |          |                             |                             |  |                         |                       |               |                            |                                 | 1             |             |                    | 18" SLOPED BOX OUTLET MISSING GRATE         |
| RT   | 12+82         | 12+82       | 1                         |          |                             |                             |  |                         |                       |               |                            |                                 |               |             |                    |   |
| RT   | 18+93         | 18+93       | 1                         |          |                             |                             |  |                         |                       |               |                            |                                 |               | 1           |                    |   |
| LT   | 19+94         | 19+94       | 1                         |          |                             |                             |  |                         |                       |               |                            |                                 |               |             |                    |   |
| RT   | 24+30         | 24+30       | 1                         |          |                             |                             |  |                         |                       |               |                            |                                 |               |             |                    |   |
| LT   | 24+18         | 24+18       | 1                         |          |                             |                             |  |                         |                       |               |                            |                                 |               |             |                    |   |
| RT   | 25+97         | 26+11       |                           | 20       |                             |                             |  |                         |                       |               |                            |                                 |               |             |                    | SHOULDER DROP OFF                           |
| RT   | 26+09         | 26+09       | 1                         |          |                             |                             |  |                         |                       |               |                            |                                 |               |             |                    |   |
| WB I-275 TO SB KY 237 RAMP   |               |             |                           |          |                             |                             |  |                         |                       |               |                            |                                 |               |             |                    |   |
| LT   | 4+96          | 4+96        | 1                         |          |                             |                             |  |                         |                       |               |                            |                                 |               |             |                    |   |
| RT   | 7+65          | 9+21        |                           |          |                             |                             |  | 104                     |                       |               |                            | 48                              |               |             |                    | PAVED DITCH REPAIR                          |

| I-275<br>BOONE COUNTY<br>PAVEMENT REHABILITATION<br>ITEM NO. 6-20006<br>DRAINAGE SUMMARY |               |             |                           |          |                             |                             |  |                         |                       |               |                            |                                 |               |             |                    |                                 |
|--|---------------|-------------|---------------------------|----------|-----------------------------|-----------------------------|--|-------------------------|-----------------------|---------------|----------------------------|---------------------------------|---------------|-------------|--------------------|---------------------------------|
| LOCATION   | BEGIN STATION | END STATION | CLEAN<br>INLET/OUTLET (1) | DGA BASE | STORM SEWER PIPE<br>18 INCH | STORM SEWER PIPE<br>42 INCH | SLOPED BOX<br>OUTLET<br>TYPE 1-15 INCH | JUNCTION BOX<br>42 INCH | REMOVE<br>PAVED DITCH | FLOWABLE FILL | CHANNEL LINING<br>CLASS II | CHANNEL LINING<br>CLASS III (2) | REPLACE GRATE | RESET GRATE | GRADE TO DRAIN (3) | COMMENTS                        |
| WB I-275 TO NB KY 237 RAMP   |               |             |                           |          |                             |                             |  |                         |                       |               |                            |                                 |               |             |                    |                                 |
|  | ITEM NUMBER   |             | ---                       | 1        | 522                         | 529                         | 1432                                   | 1646                    | 2165                  | 2220          | 2483                       | 2484                            | 20366NN       | 23970NC     |                    |                                 |
|  | UNIT          |             | ---                       | TON      | LF                          | LF                          | EACH                                   | EACH                    | SQYD                  | CU YD         | TON                        | TON                             | EACH          | EACH        |                    |                                 |
| RT   | 9+21          | 9+21        | 1                         |          |                             |                             |  |                         |                       |               |                            |                                 |               |             |                    |                                 |
| LT & RT  | 12+22         | 12+22       | 2                         |          |                             |                             |  |                         |                       |               |                            |                                 |               |             |                    |                                 |
| WB I-275 TO NB KY 237 RAMP   |               |             |                           |          |                             |                             |  |                         |                       |               |                            |                                 |               |             |                    |                                 |
| LT   | 2+61          | 2+61        | 1                         |          |                             |                             |  |                         |                       |               |                            |                                 |               |             |                    |                                 |
| RT   | 4+66          | 4+66        | 1                         |          |                             |                             |  |                         |                       |               |                            |                                 |               |             | 1                  | STANDING WATER. GRADE TO DRAIN. |
| EB I-275 TO KY 212 RAMP  |               |             |                           |          |                             |                             |  |                         |                       |               |                            |                                 |               |             |                    |                                 |
| RT   | 11+93         | 13+96       |                           | 25       |                             |                             |  |                         |                       |               |                            |                                 |               |             |                    | SHOULDER WASHOUT                |
| NB KY 212 TO EB I-275 RAMP   |               |             |                           |          |                             |                             |  |                         |                       |               |                            |                                 |               |             |                    |                                 |
| RT   | 3+05          | 3+15        |                           |          |                             |                             |  |                         |                       |               |                            | 10                              |               |             |                    | SHOULDER DROPOFF                |
| KY 212 TO EB I-275 RAMP  |               |             |                           |          |                             |                             |  |                         |                       |               |                            |                                 |               |             |                    |                                 |
| RT   | 3+00          | 6+20        |                           | 50       |                             |                             |  |                         |                       |               |                            |                                 |               |             |                    | SHOULDER DROPOFF                |
| WB I-275 TO SB KY 212 RAMP   |               |             |                           |          |                             |                             |  |                         |                       |               |                            |                                 |               |             |                    |                                 |
| RT   | 2+37          | 2+37        | 1                         |          |                             |                             |  |                         |                       |               |                            |                                 |               |             |                    |                                 |
| RT   | 2+54          | 2+54        | 1                         |          |                             |                             |  |                         |                       |               |                            |                                 |               |             |                    |                                 |
| RT   | 3+04          | 3+04        | 1                         |          |                             |                             |  |                         |                       |               |                            |                                 |               |             |                    |                                 |
| RT   | 6+92          | 6+92        | 1                         |          |                             |                             |  |                         |                       |               |                            |                                 |               |             |                    |                                 |
| RT   | 6+99          | 6+99        |                           |          |                             |                             |  |                         |                       |               |                            | 5                               |               |             |                    | SHOULDER EROSION                |
| RT   | 7+30          | 7+30        |                           |          |                             |                             |  |                         |                       |               |                            | 1                               |               |             |                    | SHOULDER EROSION                |
| LT   | 13+28         | 13+28       | 1                         |          |                             |                             |  |                         |                       |               |                            |                                 |               |             |                    |                                 |
| WB I-275 TO KY 212 RAMP  |               |             |                           |          |                             |                             |  |                         |                       |               |                            |                                 |               |             |                    |                                 |
| LT   | 7+38          | 7+38        | 1                         |          |                             |                             |  |                         |                       |               |                            |                                 |               |             |                    |                                 |
| KY 212 TO WB I-275 RAMP  |               |             |                           |          |                             |                             |  |                         |                       |               |                            |                                 |               |             |                    |                                 |
| LT   | 4+52          | 4+52        | 1                         |          |                             |                             |  |                         |                       |               |                            |                                 |               |             |                    |                                 |
| LT   | 5+22          | 5+22        | 1                         |          |                             |                             |  |                         |                       |               |                            |                                 |               |             |                    |                                 |
| LT   | 8+89          | 8+89        |                           |          |                             |                             |  |                         |                       |               |                            | 5                               |               |             |                    | SHOULDER WASHOUT                |
| LT   | 9+14          | 9+14        | 1                         |          |                             |                             |  |                         |                       |               |                            |                                 |               |             |                    |                                 |
| LT   | 9+38          | 9+38        | 1                         |          |                             |                             |  |                         |                       |               |                            |                                 |               |             |                    |                                 |
| LT   | 13+48         | 13+48       | 1                         |          |                             |                             | 1                                      |                         |                       |               |                            |                                 |               |             |                    | 15 INCH HEADWALL MISSING        |
| RT   | 13+48         | 13+48       | 1                         |          |                             |                             |  |                         |                       |               |                            |                                 |               |             |                    | 15" PIPE SILTED                 |
| RT   | 21+70         | 21+70       | 1                         |          |                             |                             |  |                         |                       |               |                            |                                 |               |             |                    |                                 |
| LT   | 21+70         | 21+70       | 1                         |          |                             |                             |  |                         |                       |               |                            |                                 |               |             |                    |                                 |
| LT   | 27+01         | 27+01       | 1                         |          |                             |                             |  |                         |                       |               |                            |                                 |               |             |                    |                                 |
| EB I-275 TO KY 3076 RAMP   |               |             |                           |          |                             |                             |  |                         |                       |               |                            |                                 |               |             |                    |                                 |
| LT   | 578+79        | 578+79      | 1                         |          |                             |                             |  |                         |                       |               |                            |                                 |               |             |                    |                                 |
| RT   | 584+45        | 584+45      | 1                         |          |                             |                             |  |                         |                       |               |                            | 10                              |               |             |                    | WASHOUT                         |
| LT   | 586+32        | 586+37      |                           |          |                             |                             |  |                         |                       |               |                            |                                 |               |             |                    |                                 |
| KY 3076 TO WB I-275 RAMP   |               |             |                           |          |                             |                             |  |                         |                       |               |                            |                                 |               |             |                    |                                 |
| RT   | 762+41        | 762+41      | 1                         |          |                             |                             |  |                         |                       |               |                            |                                 |               |             |                    |                                 |
| RT   | 762+69        | 762+69      | 1                         |          |                             |                             |  |                         |                       |               |                            |                                 |               | 1           |                    |                                 |
| RT   | 766+11        | 766+11      | 1                         |          |                             |                             |  |                         |                       |               |                            |                                 |               |             |                    |                                 |
| KY 3076 TO EB I-275 RAMP   |               |             |                           |          |                             |                             |  |                         |                       |               |                            |                                 |               |             |                    |                                 |
| RT   | 389+97        | 389+97      | 1                         |          |                             |                             |  |                         |                       |               |                            |                                 |               |             |                    |                                 |
| RT   | 390+86        | 390+86      | 1                         |          |                             |                             |  |                         |                       |               |                            |                                 |               |             |                    |                                 |
| RT   | 392+90        | 392+90      |                           |          |                             |                             |  |                         |                       |               |                            | 10                              |               |             |                    | WASHOUT                         |
| LT   | 396+45        | 396+45      | 1                         |          |                             |                             |  |                         |                       |               |                            |                                 |               |             |                    |                                 |
| RT   | 397+90        | 397+90      |                           |          |                             |                             |  |                         |                       |               |                            | 10                              |               |             |                    | EROSION AT END OF FLUME         |

| I-275<br>BOONE COUNTY<br>PAVEMENT REHABILITATION<br>ITEM NO. 6-20006<br>DRAINAGE SUMMARY |               |             |                           |          |                             |                             |  |                         |                       |                        |                                   |  |               |             |                    |                      |
|--|---------------|-------------|---------------------------|----------|-----------------------------|-----------------------------|--|-------------------------|-----------------------|------------------------|-----------------------------------|--|---------------|-------------|--------------------|----------------------|
| LOCATION   | BEGIN STATION | END STATION | CLEAN<br>INLET/OUTLET (1) | DGA BASE | STORM SEWER PIPE<br>18 INCH | STORM SEWER PIPE<br>42 INCH | SLOPED BOX<br>OUTLET<br>TYPE 1-15 INCH | JUNCTION BOX<br>42 INCH | REMOVE<br>PAVED DITCH | FLOWABLE FILL<br>CU YD | CHANNEL LINING<br>CLASS II<br>TON | CHANNEL LINING<br>CLASS III (2)<br>TON | REPLACE GRATE | RESET GRATE | GRADE TO DRAIN (3) | COMMENTS             |
|  | ITEM NUMBER   |             | ---                       | 1        | 522                         | 529                         | 1432                                   | 1646                    | 2165                  | 2220                   | 2483                              | 2484                                   | 20366NN       | 23970NC     |                    |                      |
|  | UNIT          |             | ---                       | TON      | LF                          | LF                          | EACH                                   | EACH                    | SQYD                  | CU YD                  | TON                               | TON                                    | EACH          | EACH        |                    |                      |
| RT   | 403+46        | 403+46      |                           |          |                             |                             |  |                         |                       |                        |                                   | 10                                     |               |             |                    | EROSION ON FORESLOPE |
| RT   | 404+28        | 404+28      |                           |          |                             |                             |  |                         |                       |                        |                                   | 2                                      |               |             |                    | EROSION ON FORESLOPE |
| PROJECT TOTAL  |               |             | 121                       | 389      | 135                         | 8                           | 1                                      | 1                       | 138                   | 3                      | 64                                | 546                                    | 3             | 2           | 1                  |                      |

(1) - CLEAN INLET/OUTLET IS INCIDENTAL TO DITCHING AND SHOULDERING.  
(2) - ANY EXCAVATION AND FABRIC-GEOTEXTILE CLASS 2 IS INCIDENTAL TO THE CHANNEL LINING  
(3) - GRADE AND DRAIN SHALL BE CONSIDERED INCIDENTAL TO THE BID ITEM DITCHING AND SHOULDERING.  
NOTE - ALL QUANTITIES ARE CARRIED OVER AND INCLUDED IN THE GENERAL SUMMARY.

**I-275 BOONE COUNTY  
Item No. 6-20006  
FD52 008 0275 001-008  
NHPP 2759 (139)**

**THIS PROJECT IS A FULLY  
CONTROLLED ACCESS HIGHWAY**

**I. DESCRIPTION**

Perform all work in accordance with the *Kentucky Transportation Cabinet, Department of Highways, Standard Specifications for Road and Bridge Construction, Current Edition*, Supplemental Specifications, any applicable Special Provisions, and applicable Standard and Sepia Drawings, except as hereafter specified. Article references are to the Standard Specifications. Furnish all materials, labor, equipment, and incidentals for the following work:

(1) Maintain and Control Traffic; (2) Remove and reset or replace Guardrail and Guardrail End treatments at the locations listed and/or as directed by the Engineer; (3) Inlaid Pavement Markers; (4) Asphalt Pavement Milling and Texturing; (5) Asphalt Surface and Base at ramp locations listed and/or as directed by the Engineer; (6) Remove and replace JPC Pavement at the locations listed and/or as directed by the Engineer; (7) Permanent Striping; (8) Re-saw and seal joint seals; (9) PCC pavement diamond grinding; and (10) All other work specified as part of this contract.

**II. MATERIALS**

Except as specified in these notes or on the drawings, all materials will be according to the Standard Specifications and applicable Special Provisions and Special Notes. The Department will sample and test all materials according to Department's Sampling Manual and the Contractor will have the materials available for sampling a sufficient time in advance of the use of the materials to allow for the necessary time for testing, unless otherwise specified in these notes.

- A. **Maintain and Control Traffic.** See Traffic Control Plan.
- B. **Joint and Crack Sealing.** For joints and cracks, use Hot-Poured Elastic Joint Sealant conforming to section 807.03.01.
- C. **Dense Graded Aggregate.** Crushed Stone Base may not be furnished in lieu of DGA.
- D. **Jointed Plain Concrete Pavement 9", 10", and 12".** Use Jointed Plain Concrete

Pavement 9", 10", and 12" for full depth replacement of concrete pavement in mainline driving lanes. Either central mixing or truck mixing will be allowed.

- E. **Pavement Markings - 6 inch Thermoplastic.** Use 6-inch Thermoplastic markings for permanent striping on asphalt ramps.
- F. **Pavement Markings - 12 inch Durable Type-1.** Use 12-inch Durable Type I markings for permanent striping on concrete ramp gores.
- G. **Pavement Markings - 12 inch Thermoplastic.** Use 12-inch Thermoplastic markings for permanent striping on asphalt ramp gores.
- H. **Pavement Markings - 6 inch Durable Type-1.** Use 6-inch Durable Type I markings for permanent striping on bridge Decks and PCC pavement.
- I. **Crushed Aggregate Size No. 2.** Crushed Aggregate Size No. 2 will be limestone.
- J. **Channel Lining Class II and Class III.** Channel lining will be limestone and is to be placed in eroded areas as directed by the Engineer. Fabric-Geotextile Class 2 will not be measured for payment, but will be considered incidental to the channel lining.

### III. CONSTRUCTION METHODS

- A. **Maintain and Control Traffic.** See Traffic Control Plan.
- B. **Site Preparation.** Be responsible for all site preparation. Do not disturb existing signs. This item will include, but is not limited to, incidental excavation and backfilling; removal of all obstructions or any other items; disposal of materials; sweeping and removal of debris; shoulder preparation and restoration, temporary and permanent erosion, and pollution control; and all incidentals. Site preparation will be only as approved or directed by the Engineer. Other than the bid items listed, no direct payment will be made for site preparation, but will be incidental to the other items of work.
- C. **Channel Lining.** Place channel lining as directed by the Engineer
- D. **Concrete Pavement Removal and Replacement.** Except as specified in these notes, perform full depth concrete pavement removal and replacement in accordance with the Special Note for Full Depth Concrete Pavement Repair. Approximate removal locations are listed in the proposal. The Engineer will determine actual locations at the time of construction and may add to the listed repairs if deemed necessary. Remove pavement for full depth repairs by a saw cut and lift method without disturbing the underlying base or damaging the adjacent pavement remaining in place. Do not "pre-saw" in advance until ready for slab removal within more than 24



to 48 hours of removal. (The Engineer will not allow the slab to be sawed and then to remain under traffic for more than 48 hours after sawing.) Pre-saw only in locations directed by the Engineer. Do not hammer or break pavement by other means to facilitate removal. Do not oversaw into existing JPC Pavement not intended to be removed. The original nominal depth of the mainline JPC pavement is 9 inch, 10 inch, or 12 inch as noted on the typical sections. However, the finished grade will be transitioned to match the adjacent pavement to remain in place. Gang drills, capable of drilling a minimum of four holes at a time, are required for dowel, hook bolt, and tie bar placement, unless otherwise approved by the Engineer.

It is intended to not disturb the underlying soil; however, a quantity of DGA, Crushed Aggregate #2, and Geotextile Fabric Class 1A, is included for undercutting very poor, soft, wet soils - to be used sparingly and only as directed by the Engineer. Undercutting will not be measured as a bid item and will be considered incidental to the items of work listed above.

Use of a maturity meter is permitted to verify that JPC is ready for traffic but is considered incidental to 9", 10", and 12" JPC Pavement.

- E. **Partial Depth Patching.** Except as specified in these notes, perform Partial Depth Patching in accordance with Special Note for Polymer Modified Partial Depth Patching. The Engineer will determine the removal locations. The Engineer will determine actual locations at the time of construction. This material may be Diamond Ground.
- F. **Disposal of Waste.** Dispose of all cuttings, debris, and other waste off the right-of-way at approved sites obtained by the Contractor at no additional cost to the Department. The contractor will be responsible for obtaining any necessary permits for this work. Temporary openings in the right of way fence for direct access to waste sites off the right of way or for access to other public roads will not be allowed. No separate payment will be made for the disposal of waste and debris from the project or obtaining the necessary permits but will be incidental to the other items of the work.
- G. **Final Dressing, Clean Up, and Seeding and Protection.** After all work is completed, completely remove all debris from the job site. Perform Class A Final Dressing on all disturbed areas. Sow disturbed earthen areas with Seed Mixture No. 1. These items are incidental to other items in the contract.
- H. **Guardrail.** Remove and replace guardrail and guardrail End Treatments listed in the Guardrail Summary or as directed by the Engineer. Guardrail, End Treatments and Terminal Sections are listed by mile points and quantities are approximate only. Actual locations will be determined by the Engineer at the time of construction. Grade and reshape shoulders to proper template for new End Treatment. Utilize DGA for embankment when required for new end treatments. Remove any existing guardrail with a shoulder closure in place.

Do not leave the area unprotected. After the guardrail is removed, a shoulder closure shall remain in place until the guardrail is replaced in that area. To minimize safety hazards, guardrail removal is to be performed at the latest practical time prior to initiating the paving operation in an area and re-installation is to begin within 5 calendar days from the time that the final base course is completed and shall be pursued until completion. If guardrail installation is not started within 5 calendar days after paving operations ends, Liquefied Damages will be charged as outlined in Section 108 of the Standard Specifications, current edition.

The Contractor shall deliver existing salvaged guardrail system materials to the Central Sign Shop and Recycle Center in Frankfort, KY (502-564-8187) between the hours of 8:00AM and 3:00PM, Monday through Friday and shall be neatly stacked in accordance with section 719.03.07 of the Standard Specifications. There is a guardrail delivery verification sheet which must be completed. The Contractor, Engineer, and Central Sign/Guardrail Center representative must all sign off on this sheet before payment may be made.

- I. **Pavement Striping and Pavement Markers.** Permanent striping will be in accordance with Section 112 and Section 714, except that:
- (1). Striping will be 6" in width on the driving lanes and 12" in width on the ramp gores.
  - (2). Permanent striping configuration will be in place before a lane is opened to traffic; and
  - (3). Permanent striping will be 6" Thermoplastic markings on asphalt, 12" Thermoplastic markings on asphalt ramp gores, and 6" Durable Type 1 Markings on Bridge Decks and concrete pavement and 12" Durable Type 1 Markings on concrete ramp gores.
- J. **On-Site Inspection.** Each Contractor submitting a bid for this work will make a thorough inspection of the site prior to submitting a bid and will thoroughly familiarize himself with existing conditions so that the work can be expeditiously performed after a contract is awarded. Submission of a bid will be considered evidence of this inspection having been made. Any claims resulting from site conditions will not be honored by the Department.
- K. **Caution:** Information shown on the drawings and in this proposal and the types and quantities of work listed are not to be taken as an accurate or complete evaluation of the material and conditions to be encountered during construction. The bidder must draw his own conclusions as to the conditions encountered. The Department does not give any guarantee as to the accuracy of the data and no claim will be considered for additional compensation if the conditions encountered are not in accordance with the information above.
- L. **Utility Clearance.** It is not anticipated that utility facilities will need to be relocated and/or adjusted; however, if it is discovered that the work does require that utilities be

relocated and/or adjusted, the utility companies will work concurrently with the Contractor while relocating their facilities.

#### IV. METHOD OF MEASUREMENT

- A. **Maintain and Control Traffic.** See Traffic Control Plan.
- B. **Site Preparation.** Other than the bid items listed, site preparation will not be measured for payment, but will be incidental to the other items of work.
- C. **Crushed Aggregate Size No. 2.** Crushed Aggregate will be used in the event it is necessary to stabilize under any of the full depth slab removal. Payment will be based on the tons used for stabilization.
- D. **Dense Graded Aggregate.** DGA used for guardrail end treatments will be measured for payment. DGA will be used in the event it is necessary to stabilize under any of the full depth slab removal. A 4-inch lift will be placed on the Crushed Aggregate No. 2s.
- E. **Remove JPC Pavement.** Cement concrete pavement removed in full depth pavement repair areas will be measured in square yards, regardless of thickness. See Special Note for Full Depth Concrete Pavement Repair.
- F. **JPC Pavement-9", 10" and 12".** See Special Note for Full Depth Concrete Pavement Repair. No additional payment will be made for any additional concrete required due to a depth beyond 12". If any rumble strips are required on any of the concrete shoulders, they shall be considered incidental to this work.
- G. **Epoxy Resin Systems.** Epoxy Resin Systems will not be measured for payment but will be incidental to JPC Pavement 9", 10", and 12".
- H. **Partial Depth Patching.** Partial Depth Patching is measured by the cubic foot according to Special Note for Polymer Modified Partial Depth Patching.
- I. **Smooth Dowels, Deformed Tie Bars and Hook Bolts.** Smooth dowels, deformed tie bars, hook bolts, and joint sealing at JPC pavement repair areas will not be measured for payment but will be incidental to JPC Pavement 9", 10", and 12".
- J. **Fabric-Geotextile Class 1A.** Fabric-Geotextile Class 1A will be measured per square yard and is to be used to wrap crushed aggregate No. 2 for stabilization after slab removal.
- K. **Undercutting.** Undercutting existing PCC pavement will incidental to the other items used to repair pavement.
- L. **Permanent Striping.** Permanent striping Thermo marking and Durable Type 1 marking (6" and 12") is measured per linear foot. See Traffic Control Plan.

**M. Inlaid Pavement Markers** Inlaid Pavement Markers are measured as each.

## **V. BASIS OF PAYMENT**

No direct payment will be made other than for the bid items listed. All other items required to complete the construction will be incidental to the bid items listed. Existing signs damaged by the Contractor will be replaced by the Contractor at his expense.

- A. Maintain and Control Traffic.** See Traffic Control Plan.
- B. Site Preparation.** Other than the bid items listed, no direct payment will be allowed for site preparation, but will be incidental to the other items of work.
- C. Remove JPC Pavement.** See Modified Special Note for Full Depth Concrete Pavement Repair.
- D. JPC Pavement -9", 10" and 12"** See Modified Special Note for Full Depth Concrete Pavement Repair. No additional payment will be made for any additional concrete required due to a depth beyond 12".
- E. Dense Grade Aggregate.** See Section 302 of the Standard Specifications.
- F. Inlaid Pavement Markers and Permanent Striping.** See Current Standard Drawings, Sepias, Traffic Control Plan and Sections 712 & 714 of the Current Edition of the Standard Specifications.

**NOTES APPLICABLE TO PROJECT  
DIAMOND GRINDING REHABILITATION  
BOONE COUNTY  
I-275  
FD52 008 0275 001-008  
NHPP 2759 (139)  
Item No. 6-20006**

|  |
|--|
| <b>THIS PROJECT IS A FULLY<br/>CONTROLLED ACCESS HIGHWAY</b> |
|--|

1. There is a summary of full and partial depth concrete repair locations. Also, because of continuing deterioration of the pavement, there is an additional quantity for full-depth repairs, included in the bid total. The Engineer will determine the ultimate locations that will be repaired based upon the condition of the pavement at the time the repairs are accomplished. The repair locations listed may be lengthened, shortened, or eliminated completely if the conditions are such that modification of the locations would be deemed desirable by the Department. Any asphalt patches removed and its disposal will be incidental to the underlying "Remove PCC Pavement" bid item.
2. The dimensions shown on the typical section for pavement and shoulder widths and thickness are nominal or typical dimensions. The actual dimensions to be constructed or diamond ground may be varied to fit existing conditions as directed or approved by the Engineer. It is not intended that existing pavement or shoulders be widened unless specified in the Proposal.
3. The contractor is to be advised of the locations of low wires on the project. These locations include approximately:

|             |             |             |             |             |
|-------------|-------------|-------------|-------------|-------------|
| Sta. 424+10 | Sta. 458+51 | Sta. 478+41 | Sta. 534+66 | Sta. 537+56 |
| Sta. 570+39 | Sta. 595+84 | Sta. 649+33 | Sta. 654+20 | Sta. 686+33 |
| Sta. 689+38 | Sta. 649+33 | Sta. 720+46 |             |             |

The contractor is to be advised of the locations of underground utilities on the project.

These locations include approximately:

Sta. 503+13 – Crude oil pipeline  
Sta. 522+20 – Natural gas line  
Sta. 537+28 – Crude oil pipeline  
Sta. 675+02 – Natural gas line  
Sta. 683+61 – Water main  
Sta. 705+95 – Natural Gas line

**CAUTION:** Other locations may exist. These and all other utilities should be avoided on this project. If any utility is impacted, it will be the contractor's responsibility to contact the affected utility and cover any costs associated with the impact.



4. Any delineator posts or roadway signs that are damaged during construction are to be replaced at the contractor's expense. Signs that appear to have no visible damage but that are leaning are to be reset as directed by the Engineer. Payment for this work will be considered incidental to the contract.
5. The proposed striping for this project shall be as directed and/or approved by the Engineer. The existing striping layout may be modified in several locations according to the current MUTCD manual. The contractor is to provide a diagram of existing striping layout.
6. A quantity of "Flowable Fill" is provided to fill locations on the project that have erosion under the existing pavement or other structures. These and any other areas with similar erosion issues shall be filled with "Flowable Fill" as directed by the Engineer. Payment for this work shall be per cubic yard of "Flowable Fill" and will be based on quantities measured by the field Engineer. Any form work required to contain the "Flowable Fill" will be considered incidental to this item of work.
7. A quantity of "Ditching and Shouldering" has been included with this project. The contractor shall clear road debris from outside shoulder edges to allow water to sheet flow over the shoulder. The contractor shall remove all debris from ditches, including boulders and loose brush. The contractor shall remove all loose rock and brush up to and including the first bench cut in the existing rock cuts or as directed by the Engineer. Payment for this work shall be by "linear foot" of the bid item "Ditching and Shouldering". Payment for this work shall include all materials, labor and equipment necessary to remove all foreign debris from the shoulders and ditches and reshape the shoulders to "normal" condition as directed by the Engineer. Removing guardrail, DGA, Asphalt Seal Coat, and Asphalt Seal Aggregate will be paid separately from this item of work. Any other items of work necessary to complete this item of work as directed by the Engineer will be considered incidental to "Ditching and Shouldering".
8. The drainage summary lists locations where the existing grates have been dislodged from their proper position. The contractor will be required to "re-set" the existing grates. "Resetting Grates" will be paid under the bid item "Reset Grate" and paid for by "each". Grates that have been damaged and will need to be replaced and will be paid for under the bid item "Replace Grate" and will be paid for by "each". The "Replace Grate" bid item will be paid one each per headwall but may include multiple grate segments.
9. The drainage summary lists a location in the median at approximate sta. 694+66 where the median drop box inlet is not draining properly. The contractor will be required to evaluate this drop box inlet and construct a new pipe to the existing 42 inch pipe at approximate sta. 696+04 and connect to the existing pipe with a new Junction Box, as directed by the Engineer. Payment for this pipe shall be by linear foot of the bid items "Storm Sewer Pipe 18-in", and "Storm Sewer Pipe-42 in". Payment for the junction box shall be by the bid item "Junction Box-42 in".
10. Delineators shall meet the requirements of Section 830 and 838 of the Standard Specifications. Delineators shall be placed in accordance with Section 3F of the MUTCD.

11. Existing pavement markers in the mainline concrete will be removed. A partial depth patch shall be performed to repair the pavement at the removal locations and will be incidental to the bid item "Remove Pavement Marker Type V". See "Special Note for Removing Existing Pavement Markers on Portland Cement Pavement".
12. A quantity of Channel Lining Class II and Class III has been included to be applied to eroded areas. The Engineer will make the determination whether a ditch receives ditching and/or channel lining. Fabric-Geotextile Class 2 will not be measured for payment, but will be considered incidental to the Channel Lining.
13. The cleaning of existing pipe culvert inlets and outlets 36 inches or less in diameter are incidental to the bid item for "Ditching and Shouldering" in accordance with Section 209.03.01 of the Current Edition of the Standard Specifications for Road and Bridge Construction. There is a list of locations that have been identified to be cleaned. This list may not be complete and therefore there may be additional outlets which require cleaning. The Engineer will determine any additional outlets to be cleaned.
14. Any light poles damaged during construction are to be replaced at the Contractor's expense.
15. The existing cable median barrier and chip/seal in front of the cable barrier is not to be disturbed with this project. In accordance with Section 107.12 of the Standard Specifications for Road and Bridge Construction, Current Edition, the Contractor will be responsible for the cost to repair any cable barrier that is damaged due to the operations of the Contractor. The Department will make any necessary repairs at the Contractor's expense.
16. The existing edge drain system is to be preserved. Care should be taken when the concrete is removed and replaced; any edge drains damaged during these activities will be replaced at the Contractor's expense. Edge drain headwalls damaged will also be replaced at the Contractor's expense.
17. Shouldering shall be provided in the area where guardrail is replaced. The Shouldering operation shall be performed as outlined in the Standard Specifications, except that there will be no direct payment for Shouldering. The cost for Shouldering shall be considered incidental to the bid item, "Guardrail-Steel W Beam-S Face. (7 ft post)"
18. Apply JPC pavement smoothness requirements, in accordance with Subsection 503.03.09 of the Standard Specifications on this project.
19. Asphalt Pavement rideability requirements in accordance with section 410 category A of the Standard Specifications shall apply on this project.

20. The Department will accept the compaction of asphalt mixtures furnished for the driving lanes at one inch or greater on this project by Option A according to subsections 402 and 403 of the Standard Specifications, Current Edition. The Department will accept the compaction of all other mixtures by option B.
21. The Contractor shall be responsible for the repair of any asphalt or concrete in the travelled lanes that becomes detrimental or hazardous to the travelling public during construction. Areas needing repair will be at the discretion of the Engineer.
22. This project is considered a Significant Project.

**TRAFFIC CONTROL PLAN  
DIAMOND GRINDING REHABILITATION  
I-275 BOONE COUNTY  
ITEM NO. 6-20006**

---

|  |
|--|
| <b>THIS PROJECT IS A FULLY<br/>CONTROLLED ACCESS HIGHWAY</b> |
|--|

**TRAFFIC CONTROL GENERAL**

Except as provided herein, maintain and control traffic in accordance with the Standard Specifications and the Standard Drawings, current editions. All items of work necessary to maintain and control traffic will be paid at the lump sum bid price to "Maintain and Control Traffic". This includes, but is not limited to, temporary concrete barrier wall, temporary crash cushions, temporary striping, water blasting, temporary signs and channelizing devices.

All lane closures used on the Project will be in compliance with the appropriate Standard Drawings and the Manual on Uniform Traffic Control Devices (MUTCD), current edition. Do NOT use cones for lane closures or shoulder closures.

Concrete Barrier Wall, Type 9T shall be required for each work area in accordance with Standard Drawing TTC-120 and in accordance with the Temporary Barrier Wall Layout detail. Provide one side mounted barrier wall delineator per each section of barrier. See Standard Drawing RBM-020 for types. No direct payment will be allowed for delineators. To the satisfaction of the Engineer, extend the barrier wall out of the clear zone. If Barrier wall is not extended out of the clear zone to the satisfaction of the Engineer, provide crash cushions/end treatments for the barrier wall. Barrier wall and crash cushions shall be in accordance with the Temporary Barrier Wall Layout detail included in the Proposal as well as the current editions of the Standard Drawings and MUTCD.

Contrary to Section 106.01, traffic control devices used on this project may be new, or used in like-new condition at the beginning of the work and maintained in like-new condition until completion of the work. Traffic Control Devices will conform to current MUTCD.

Reduce the speed limit in work areas to 55 miles per hour (Interchange ramps may be reduced to 35mph) and establish double fines for work zone speeding violations. The extent of these areas within the project limits will be restricted to the proximity of actual work areas as determined by the Engineer. Notify the Engineer a minimum of 12 hours prior to using the double fine signs. At the beginning of the work zone, the "WARNING FINE DOUBLED IN WORK ZONE" signs will be dual mounted. At the end of the work zone, the "END DOUBLE FINE" signs will be dual mounted as well. Remove or cover the signs when the highway work zone does not have workers present for more than a two-hour period of time. All signs shall be placed as directed and/or approved by the Engineer. Payment for the signs will be at the unit bid price for "Signs" erected. Any relocation or covering of the signs will be incidental to "Maintain and Control

Traffic”.

Night work is allowed on this project. Obtain approval from the Engineer for the method of lighting prior to its use.

**PROJECT PHASING & CONSTRUCTION PROCEDURES**

No lane closures will be allowed during the following days/hours:

|                                      |                                    |
|--------------------------------------|------------------------------------|
| July 1 - 4, 2023                     | Independence Day Weekend           |
| September 1 - 4, 2023                | Labor Day Weekend                  |
| November 23 - 26, 2023               | Thanksgiving Weekend               |
| December 22 – 25, 2023               | Christmas Weekend                  |
| December 29, 2023 – January 01, 2024 | New Year’s Weekend                 |
| January 12 – 15, 2024                | Martin Luther King Jr. Day Weekend |
| March 29 – 31, 2024                  | Easter Weekend                     |
| May 24 – 27, 2024                    | Memorial Day Weekend               |

In the event construction extends past the specified contract completion date, additional dates restricting lane closures may apply; the Department will determine these dates.

Traffic may be reduced to one lane in each direction during the following times:

- Weeknights from 9 PM until 5 AM the following morning
- Weekends from 9 PM Friday night until 5 AM the following Monday morning

The Contractor shall maintain **a minimum of two lanes** traffic in each direction at all other times, unless otherwise directed by the Engineer.

Use only one lane closure in each direction of travel at the same time during the hours specified. Lane closures may only be in the active work area. The minimum allowable clear lane width will be 11 feet; however, make provisions for the passage of wide loads up to 16 feet in width, with approval of the Engineer. Use a lane closure all times work is being performed in the lane or adjacent shoulder. Remove existing striping by water blasting. Remove edge lines throughout the project as directed and/or approved by the Engineer. Paint temporary edge lines through the lane closure. Payment for water blasting existing striping and temporary paint will be incidental to the bid item “Maintain and Control Traffic”.

Approximate full depth pavement repair locations are listed in the proposal. The Engineer will determine the exact location at the time of construction. Once removal of pavement at a particular repair location has begun, work continuously within the parameters outlined above to complete the work and eliminate the “hole”. Place Type III Barricades immediately in front of each pavement removal area, until the new JPC Pavement achieves 3000PSI compressive strength. Payment for Type III Barricades will be considered incidental to the bid item “Maintain and Control Traffic”.

The Contractor will only be allowed to have traffic utilizing a portion of the shoulders as a driving lane while work is ongoing. If the Contractor suspends work for more than seven (7) consecutive days for any reason, traffic shall be placed back in the original lane configuration, with all lanes operational. These traffic shifts, due to non-working days, shall be considered incidental to the bid item, "Maintain and Control Traffic." The Department reserves the right to place traffic into its original configuration at any time.

Access to all ramps at interchanges on the project shall be maintained at all times unless otherwise noted or directed by the Engineer.

Note that Lane shifts are required throughout the project. See the Maintenance of Traffic Typical Sections for lane locations and widths. Stripe according to the MUTCD.

During the days and hours when a lane closure is allowed, implement the following procedures: Maintain traffic as specified in the phasing notes. Maintain at least 3 feet of lateral clearance between the traveled lanes and any drop off resulting from pavement removal. Please refer to the "Special Note for Fixed Completion Date and Liquidated Damages" for damage rates per hour associated with failure to maintain the required number of lanes during the specified time periods or if the project is not completed by the fixed completion date. Once pavement removal at a site has begun, full depth replacement must be completed within the time a lane closure is allowed.

The Contractor must notify the Engineer at least fourteen (14) days prior to beginning construction in either direction.

## **SHOULDER PREPARATION AND RESTORATION**

Shoulders used as temporary roadways will be inspected by the Engineer and if deemed necessary by the Engineer, repaired with Asphalt Mixture for Level & Wedging, as directed, prior to opening to traffic. Patch and remove any foreign debris on the shoulders, as directed by the Engineer. Removal of failed materials and additional patching shall be performed by the Contractor, as directed by the Engineer, during the time the shoulder is used as a travel lane.

The stabilized shoulders are to be inspected and low spots refilled to the satisfaction of the Engineer prior to placing traffic on the shoulders. Daytime shoulder closures will be permitted to repair the stabilized shoulders. Install delineators for the existing guardrail and bridges before shifting traffic onto the shoulders. All materials and labor required for shoulder preparation and restoration is incidental to the bid item for "Maintain and Control Traffic".

### **I-275 PHASE I - JPC PAVEMENT REMOVAL AND REPLACEMENT, OUTSIDE LANE, HALF OF MIDDLE LANE, AND OUTSIDE SHOULDER**

Utilize a lane closure and shift I-275 traffic to the inside lane and inside shoulder during removal and construction of the outside lane, half of the middle lane and the outside shoulder. Remove the JPC pavement, prepare the subbase if necessary, pour the new JPC Pavement. Remove all existing Type V pavement markers in the outside lanes and patch



the residual hole. Complete any other miscellaneous patching in the specified lane as directed by the Engineer. Complete any roadside work including guardrail installation. All work should be completed during the time allotted unless otherwise directed by the Engineer. Please refer to the “Special Note for Fixed Completion Date and Liquidated Damages” for damage rates per hour associated with failure to maintain the required number of lanes during the specified time periods.

### **I-275 PHASE I – ASPHALT RAMPS 1.50” MILLING AND SURFACING**

Utilizing partial-width lane closures, perform asphalt pavement repairs, milling, and surfacing of the ramps. The minimum allowable clear lane width will be 11 feet; however, make provisions for the passage of wide loads up to 16 feet in width, with approval of the Engineer. Complete any roadside work including guardrail installation. All work should be completed during the time allotted unless otherwise directed by the Engineer. Please refer to the “Special Note for Fixed Completion Date and Liquidated Damages” for damage rates per hour associated with failure to maintain the required number of lanes during the specified time periods.

### **I-275 PHASE II – JPC PAVEMENT REMOVAL AND REPLACEMENT, HALF OF MIDDLE LANE, INSIDE LANE AND INSIDE SHOULDER**

Utilize a lane closure and shift I-275 traffic to the outside lane, and outside shoulder during removal and construction of the inside lane, half of the middle lane, and the inside shoulder. Remove the JPC pavement, prepare the subbase if necessary and pour the new JPC Pavement. Remove all existing Type V pavement markers in the inside lanes and patch the residual hole. Complete any other miscellaneous patching in the specified lanes as directed by the Engineer. Complete any median work, including construction of the new pipe and junction box at approx. sta. 694+66 to sta. 696+04. All work should be completed during the time allotted. Please refer to the “Special Note for Fixed Completion Date and Liquidated Damages” for damage rates per hour associated with failure to maintain the required number of lanes during the specified time periods.

### **I-275 PHASE III – DIAMOND GRIND, OUTSIDE LANE, AND HALF OF THE MIDDLE LANE**

Utilize a lane closure and shift I-275 traffic to the inside lane and inside shoulder during diamond grinding of the outside lane, half of the middle lane, and the outside shoulder. Diamond Grind the JPC Pavement when strength is achieved using appropriate lane configurations. The minimum allowable clear lane width will be 11 feet; however, make provisions for the passage of wide loads up to 16 feet in width, with approval of the Engineer. Lane closures will be permitted only during hours of actual operations. Lane closures will not be permitted during the days and hours specified. Lane closures will be shortened, reduced to a shoulder closure, or removed as appropriate, when the Contractor does not have active operations requiring a lane closure. Limit the length of the lane closure to no more than can be completed during the specified time period.

Diamond Grind the full lane width when strength is achieved. The diamond grinding area will also include at least four feet of the outside shoulder to allow for surface water runoff from the pavement. The diamond grind area is to include that portion of all ramps to the point where they diverge from the mainline pavement (ramp gore). The diamond grind area will not include bridge decks. Please refer to the “Special Note for Fixed Completion Date and Liquidated Damages” for damage rates per hour associated with failure to maintain the required number of lanes during the specified time periods.

#### **I-275 PHASE IV – DIAMOND GRIND, INSIDE LANE AND HALF OF MIDDLE LANE**

Utilize a lane closure and shift I-275 traffic to the outside lane and outside shoulder during diamond grinding of the inside lane, half of the middle lane, and inside shoulder. Diamond Grind the JPC Pavement when strength is achieved using appropriate lane configurations. The minimum allowable clear lane width will be 11 feet; however, make provisions for the passage of wide loads up to 16 feet in width, with approval of the Engineer. Lane closures will be permitted only during hours of actual operations. Lane closures will not be permitted during the days and hours specified. Lane closures will be shortened, reduced to a shoulder closure, or removed as appropriate, when the Contractor does not have active operations requiring a lane closure. Limit the length of the lane closure to no more than can be completed during the specified time period.

Diamond Grind the full lane width when strength is achieved. The diamond grinding area will also include at least four feet of the inside shoulder to allow for surface water runoff from the pavement. The diamond grind area will not include bridge decks. Please refer to the “Special Note for Fixed Completion Date and Liquidated Damages” for damage rates per hour associated with failure to maintain the required number of lanes during the specified time periods.

#### **I-275 PHASE V – SAW AND SEAL JOINTS**

Saw and seal the concrete pavement. Seal the joints between the mainline driving lanes and shoulders using appropriate lane configurations, as directed by the Engineer. Close one lane, only in the direction of work, using drums and flashing arrows in accordance with the Standard Drawings and these notes. The minimum allowable clear lane width will be 11 feet; however, make provisions for the passage of wide loads up to 16 feet in width, with approval of the Engineer. Lane closures will be permitted only during hours of actual operations. Lane closures will not be permitted during the days and hours specified. Lane closures will be shortened, reduced to a shoulder closure, or removed as appropriate, when the Contractor does not have active operations requiring a lane closure. Please refer to the “Special Note for Fixed Completion Date and Liquidated Damages” for damage rates per hour associated with failure to maintain the required number of lanes during the specified time periods.

## **I-275 PHASE VI – DATA ACQUISITION STATIONS**

Construct Data Acquisition Stations. Close one lane, only in the direction of work, using drums and flashing arrows in accordance with the Standard Drawings and these notes. The minimum allowable clear lane width will be 11 feet; however, make provisions for the passage of wide loads up to 16 feet in width, with approval of the Engineer. Lane closures will be permitted only during hours of actual operations. Lane closures will not be permitted during the days and hours specified. Lane closures will be shortened, reduced to a shoulder closure, or removed as appropriate, when the Contractor does not have active operations requiring a lane closure. Please refer to the “Special Note for Fixed Completion Date and Liquidated Damages” for damage rates per hour associated with failure to maintain the required number of lanes during the specified time periods.

## **I-275 PHASE VII - PLACE PERMANENT STRIPING & PAVEMENT MARKERS**

After all other work is completed, place permanent striping and pavement markers. Mobile operations may be utilized. In addition to newly paved areas, place permanent striping on bridge decks within the project limits. Place permanent striping in accordance with the current edition of the MUTCD. Refer to the sepias for Inlaid Pavement Markers for placement.

## **LANE CLOSURES**

Limit the lengths of lane closures to only that needed for actual operations in accordance with the phasing specified herein, or as directed by the Engineer. Contrary to Section 112, lane closures will **NOT** be measured for payment, but are considered incidental to “Maintain and Control Traffic”.

## **RAMP CLOSURES, LANE CLOSURES AND LANE SHIFTS**

In the existing two-lane section of Eastbound I-275 from approximate Sta. 410+00 to approximate Sta. 442+00, traffic may be reduced to one lane for one weekend only as approved by the Engineer for full depth pavement repairs. All work should be completed during the time allotted unless otherwise directed by the Engineer. Please refer to the “Special Note for Fixed Completion Date and Liquidated damages” for damage rates per hour associated with failure to maintain the required number of lanes during the specified time periods.

All ramp access is to be maintained except when the ramp is closed. All lane closures, lane shifts, and tapers shall be in accordance with the standard drawings or the Manual of Uniform Traffic Control Devices (MUTCD). Any ramp closure, lane closure or lane shift must be approved by the Engineer prior to the closure or lane shift. The Contractor must notify the Engineer as least five (5) days prior to any proposed closure or traffic pattern shift. The contractor will be allowed to close the ramp listed for one weekend.

The following ramp will need to be closed to complete the proposed repairs on the respective ramp:

## **I-275 / KY 212 Interchange**

### **WB I-275 to SB KY 212 exit ramp**

Only one ramp closure will be allowed at any one time throughout the project with the Engineer's approval. Ramp closures shall be completed on weekends during times of adjacent lane closures on the mainline. Once pavement removal at a ramp site has begun, all pavement repairs, guardrail work, sawing and sealing all joints and random cracks, and repairing the DGA portion of the shoulders where specified for that particular ramp must be completed and restriped within the time a ramp closure is allowed. Liquidated Damages, at the rate specified per hour in the "Special Note for Fixed Completion Date and Liquidated Damages", will be assessed for each hour beyond the specified time a ramp closure is permitted. Detour signing plan exhibits are attached for each ramp closure. The sign locations shown on the exhibits are approximate. The location and type of sign used shall be as directed or approved by the Engineer prior to any ramp closure. All messages to be used on Portable Changeable Message Signs shall be approved by the Engineer prior to any ramp or lane closure.

Contrary to Section 112, ramp/lane closures will **NOT** be measured for payment but are considered incidental to "Maintain and Control Traffic".

Detours will **NOT** be measured for payment but are considered incidental to "Maintain and Control Traffic"

## **SIGNS**

Additional traffic control signs in addition to normal lane closure signing detailed on the Standard Drawings may be required by the Engineer. Additional signs needed for lane closures may include, but are not limited to, dual mounted TRUCKS USE LEFT/RIGHT LANE, LEFT/RIGHT LANE CLOSED 1 MILE, LEFT/RIGHT LANE CLOSED 2 MILES, LEFT/RIGHT LANE CLOSED 3 MILES, SLOWED/STOPPED TRAFFIC AHEAD. Signage for reduced speed limits and double fine work zones will be furnished, relocated, and maintained by the Contractor.

Contrary to Section 112, Individual signs will be considered incidental to "Maintain and Control Traffic" Lump Sum. Replacements for damaged signs or signs directed to be replaced by the Engineer due to poor legibility or reflectivity will not be measured for payment.

## **FLASHING ARROWS**

Provide flashing arrow panels in advance of or on the project at locations to be determined by the Engineer. The arrow panels shall be in operation for the entire duration of the lane closure. In the event of damage or mechanical failure, immediately repair or replace the arrow panels. The Department will measure for payment the maximum number of arrow panels in concurrent use at the same time on a single day on all sections of the contract. Individual arrow panels will be measured only once for payment, regardless of how many times they are set, reset, removed, and relocated during the duration of the project. Replacements for damaged arrow panels directed by the Engineer to be replaced due to poor condition will not be measured for payment. The

Department **WILL NOT** take possession of the signs upon completion of the work.

### **PORTABLE CHANGEABLE MESSAGE SIGNS**

Provide portable changeable message signs (PCMS) in advance of or on the project at locations to be determined by the Engineer. The Engineer will designate the locations and messages to be provided. Unless directed otherwise by the Engineer, use messages and abbreviations according to the Policy for the Use and Placement of Changeable Message Signs. The PCMS shall be in operation at all times. In the event of damage or mechanical failure, immediately repair or replace the PCMS. The Department will measure for payment the maximum number of signs in concurrent use at the same time on a single day on all sections of the contract. Individual signs will be measured only once for payment, regardless of how many times they are set, reset, removed, and relocated during the duration of the project. Replacements for damaged signs directed by the Engineer to be replaced due to poor condition or readability will not be measured for payment. PCMS will remain the property of the Contractor after construction is complete.

### **TRUCK MOUNTED ATTENUATORS**

Furnish and install MUTCD approved Truck Mounted Attenuators (TMA) in advance of work areas not protected by temporary concrete barrier wall, when workers are present less than 12 feet from traffic. If there is less than 500 feet between work sites, only a single TMA will be required at a location directed by the Engineer. Locate the TMAs at the individual work sites and move them as the work zone moves within the project limits. All details of the TMA installations will be approved by the Engineer. Truck Mounted Attenuators will not be measured for payment, but are incidental to "Maintain and Control Traffic". The Department will **NOT** take possession of the TMAs upon completion of the work.

### **PAVEMENT MARKINGS**

If lane closures are in place during nighttime hours, remove or cover the lenses of raised pavement markers that do not conform to the traffic control scheme in use, or as directed by the Engineer. Replace or uncover lenses before a closed lane is reopened to traffic. No direct payment will be made for removing and replacing or covering and uncovering the lenses, but will be incidental to "Maintain and Control Traffic".

Place temporary and permanent striping in accordance with Section 112 and 714, except that:

1. Temporary and permanent striping will be 6" in width (ramp gore striping will be 12")
2. If the contractor's operations or phasing requires temporary markings which must be subsequently removed from the ultimate pavement, an approved removable lane tape will be used; however payment for the removable tape will be incidental to "Maintain and Control Traffic".
3. Edge lines will be required for temporary striping
4. Existing, temporary, or permanent striping will be in place before a lane is opened to traffic.

5. Place permanent striping on bridge decks and pavement within the project limits.
6. Permanent striping will be Thermoplastic markings on the asphalt ramps, and Durable Type 1 Markings on concrete and bridge decks.

Voids created from removing the raised pavement markers are to be filled prior to allowing traffic on them. The partial depth patching material is to be used to fill the voids. The patching material and all work involved in patching the voids created by removing the existing pavement markers are incidental to the pavement marker removal bid item. See 'Special Note For Removing Existing Type V Raised Pavement Markers On Portland Cement Pavement'.

## **PAVEMENT EDGE DROP-OFFS**

Pavement edge drop-offs will be protected by a lane or shoulder closure. Lane closures will be protected with temporary barrier walls, barrels, vertical panels, or barricades as shown on the Standard Drawings.

A pavement edge between opposing directions of traffic or lanes that traffic is expected to cross in a lane change situation shall not have an elevation difference greater than 1 ½". Place warning signs (MUTCD W8-11 or W8-9A) in advance of and at 1500' intervals throughout the drop-off area. Dual posting on both sides of the traveled way shall be required. Pavement edges that traffic is not expected to cross, except accidentally, shall be treated as follows:

Less than 2" – Protect with a lane closure.

2" to 4.00" – Protect with a lane closure. Place barrels, vertical panels, or barricades every 50 feet. Construct a wedge with compacted cuttings from milling, trenching, or asphalt mixtures with a 3:1 or flatter slope, when work is not active in the drop-off area. Place Type III Barricades at the beginning of the lane closures, and place additional Type III Barricades spaced at 2,500 feet during the time the lane closure is in place.

Greater than 4.00" – Full Depth Concrete Repair areas – In areas where pavement is to be removed, protect the area with a lane closure utilizing temporary concrete barrier wall. Appropriate lighting should be utilized to illuminate the area during nighttime operations.

Guardrail Installation – Guardrail will be removed at the last practical moment and replaced as soon as the placement of asphalt in an area requiring guardrail is complete. All areas from which guardrail is removed shall be protected by a shoulder closure or other method approved by the Engineer until the new guardrail is installed.



## **TRAFFIC COORDINATOR**

The I-275 rehabilitation is classified as a Significant Project.

Designate an employee to be traffic coordinator. The designated Traffic Coordinator shall meet the requirements described in Section 112.03.12 of the Department's Standard Specifications. The Traffic Coordinator will inspect the project maintenance of traffic once every two hours during the Contractor's operations and at any time a lane closure is in place. The Traffic Coordinator will report all incidents throughout the work zone to the Engineer on the project. The Contractor will furnish the name and a telephone number where the Traffic Coordinator can be contacted at all times.

During any period when a lane closure is in place, the Traffic Coordinator will arrange for personnel to be present on the project at all times to inspect the traffic control, maintain the signing and devices, and relocate Portable Changeable Message Signs as needed. The personnel will have access on the project to a radio or telephone to be used in case of emergencies or accidents.

## **COORDINATION OF WORK**

The Contractor is advised that other projects may be in progress within or in the near vicinity of this project. The traffic control of those projects may affect this project and the traffic control of this project may affect those projects. One known project is construction on Mineola Pike which will result in a two-week closure of Mineola Pike. The Contractor will coordinate the work on this project with the work of the other contractors. In case of conflict, the Engineer will determine the relative priority to give to work phasing on the various projects.

## **CONTRACTOR'S AND CONTRACTOR'S EMPLOYEES' VEHICLES**

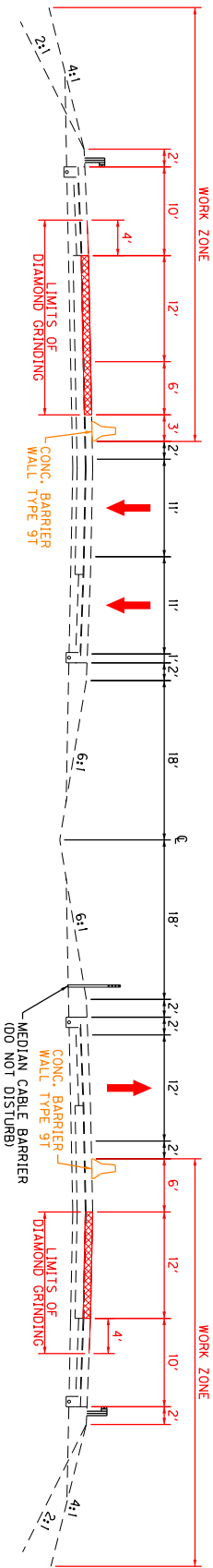
Do not use or allow employees to use median crossovers at any time except when inside lanes are closed for construction. In all other phases of construction, change vehicular direction of travel only at interchanges.

## **LAW ENFORCEMENT OFFICERS (LEO'S)**

Police support shall be a unit consisting of an off-duty police officer from any police force agency having lawful jurisdiction and a police car equipped with externally mounted flashing blue lights. Officers may be asked to issue citations for traffic violations, but will be considered incidental to the contract unit bid price for "Law Enforcement Officer". No additional compensation will be provided. The officers will be placed at the discretion of the Engineer. Police support will be measured and paid on a per hour basis for each officer and police vehicle.

| COUNTY OF | ITEM NO. |
|-----------|----------|
| BOONE     | 6-20006  |

# I-275 MAINTENANCE OF TRAFFIC TYPICAL SECTIONS

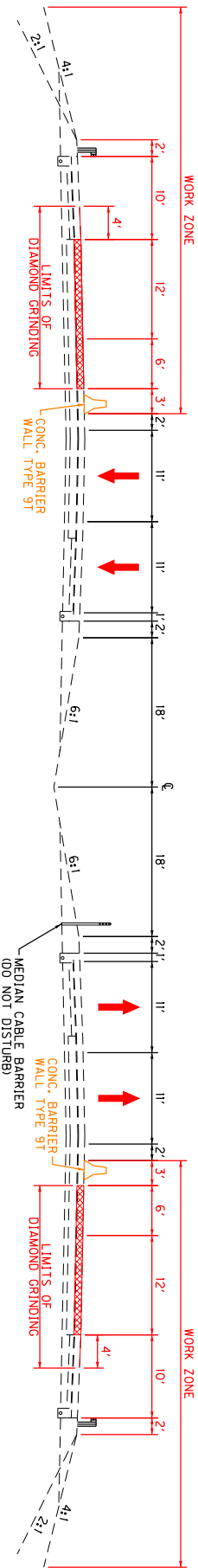


WESTBOUND LANES

PHASE I & III

STA. 410+00 TO STA. 438+70

EASTBOUND LANES



WESTBOUND LANES

PHASE I & III

STA. 438+70 TO STA. 710+57

EASTBOUND LANES

PAVEMENT CONSTRUCTION

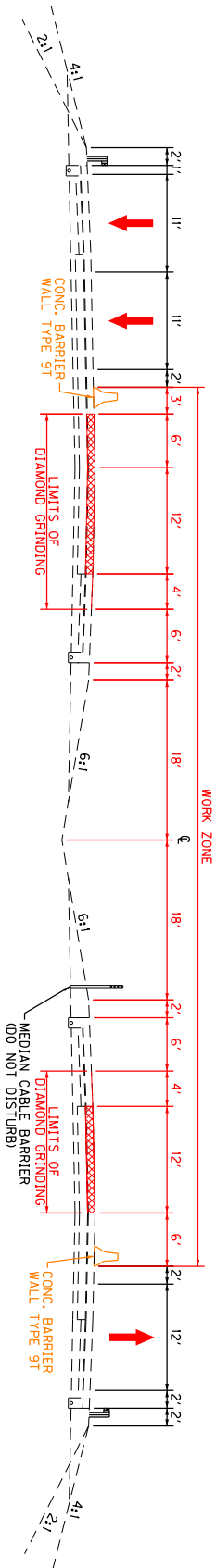
NOTE: ALLOW ACCESS TO RAMPS BETWEEN INTERCHANGES AS DIRECTED AND/OR APPROVED BY THE ENGINEER

NOT TO SCALE

I-275  
TYPICAL SECTIONS

| COUNTY OF | ITEM NO. |
|-----------|----------|
| BOONE     | 6-20006  |

# I-275 MAINTENANCE OF TRAFFIC TYPICAL SECTIONS

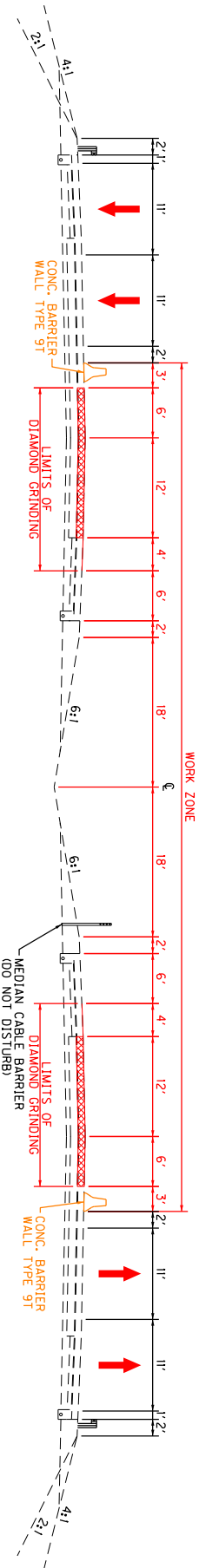


WESTBOUND LANES

**PHASE II & IV**

STA. 410+00 TO STA. 438+70

EASTBOUND LANES



WESTBOUND LANES

**PHASE II & IV**

STA. 438+70 TO STA. 710+57

EASTBOUND LANES

 PAVEMENT CONSTRUCTION

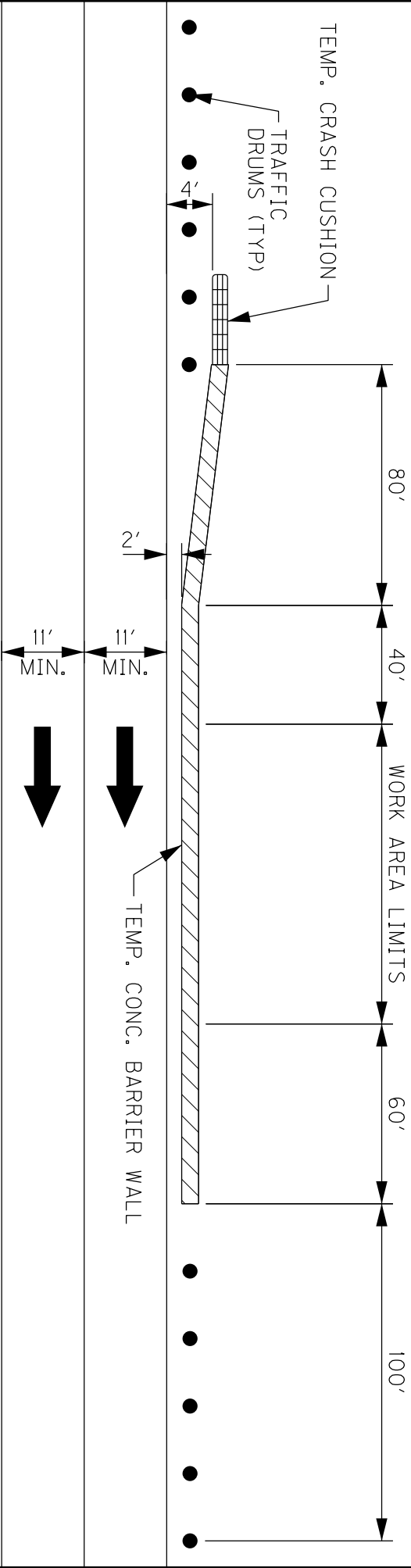
NOTE: ALLOW ACCESS TO RAMPS BETWEEN INTERCHANGES AS DIRECTED AND/OR APPROVED BY THE ENGINEER

NOT TO SCALE

I-275  
TYPICAL SECTIONS

| COUNTY OF | ITEM NO. |
|-----------|----------|
| BOONE     | 6-20006  |

I-275  
MAINTENANCE OF TRAFFIC  
TEMPORARY BARRIER WALL LAYOUT

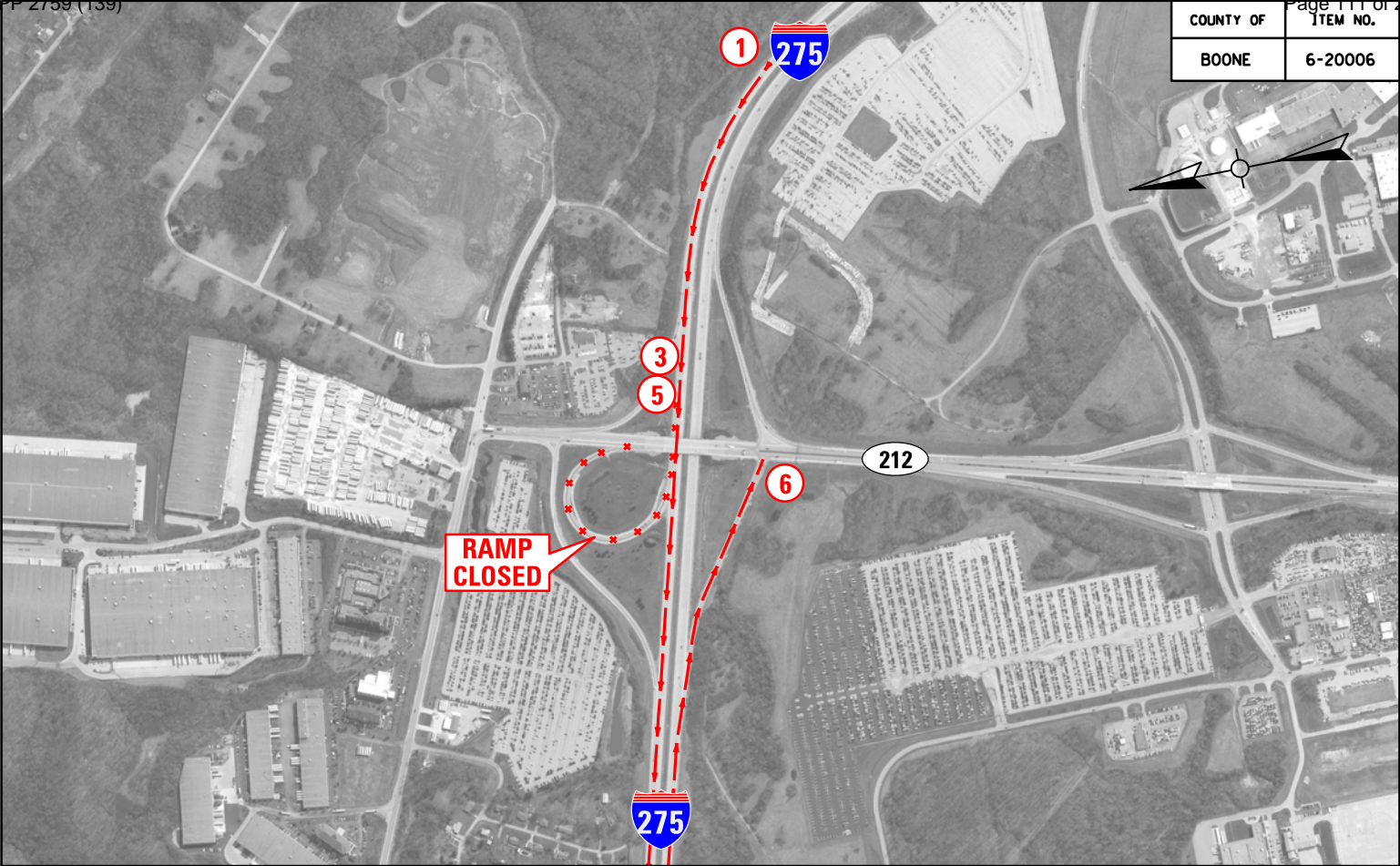


ALL LANE CLOSURES WILL BE IN COMPLIANCE WITH THE APPROPRIATE  
STANDARD DRAWINGS AND THE MANUAL ON UNIFORM TRAFFIC CONTROL  
DEVICES (MUTCD), CURRENT EDITION.

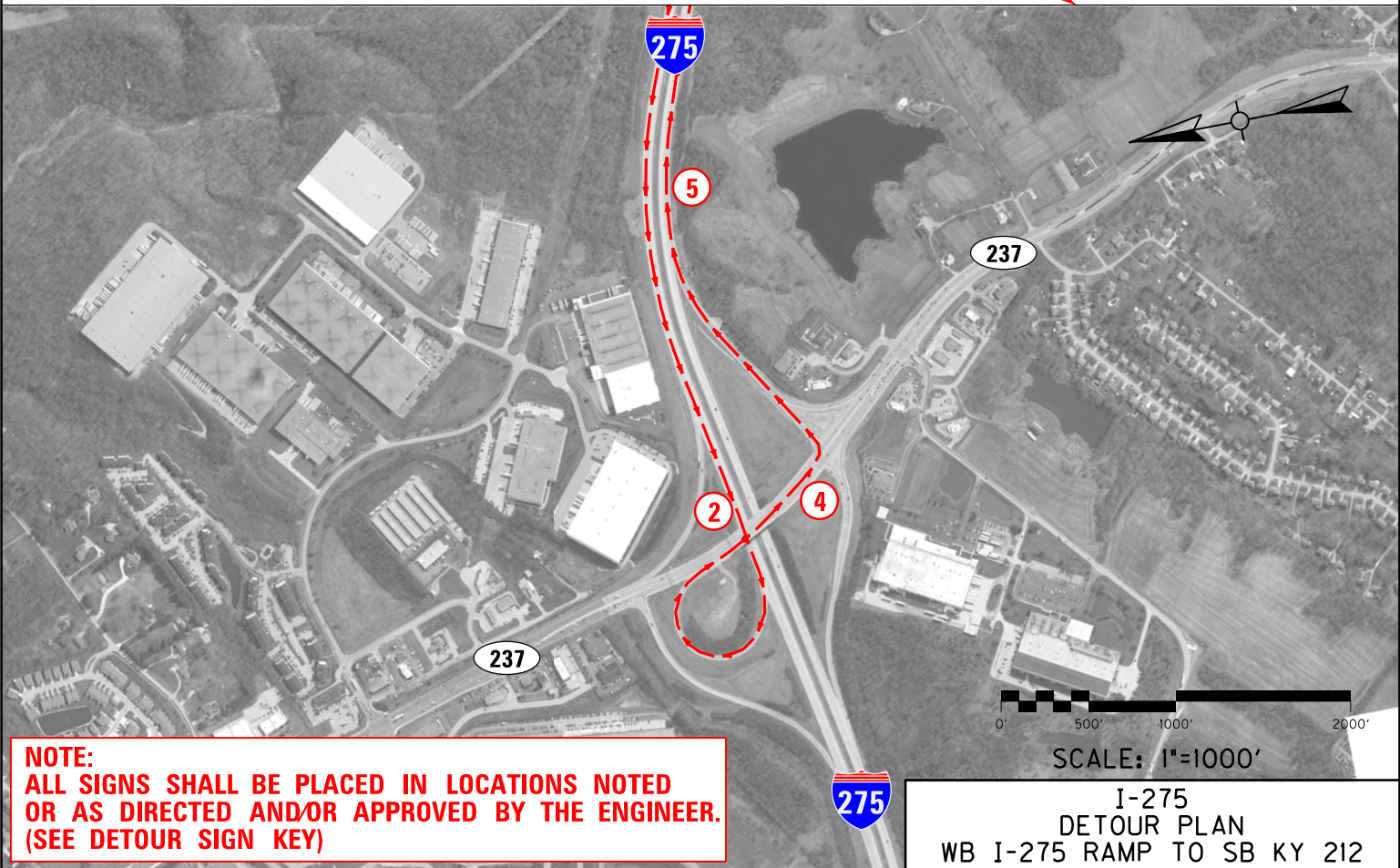
NOT TO SCALE

I-275  
TEMPORARY BARRIER WALL LAYOUT

| COUNTY OF | ITEM NO. |
|-----------|----------|
| BOONE     | 6-20006  |



CONTINUED APPROX. 1.91 MILES ALONG I-275



**NOTE:**  
ALL SIGNS SHALL BE PLACED IN LOCATIONS NOTED  
OR AS DIRECTED AND/OR APPROVED BY THE ENGINEER.  
(SEE DETOUR SIGN KEY)

I-275  
DETOUR PLAN  
WB I-275 RAMP TO SB KY 212

| COUNTY OF | ITEM NO. |
|-----------|----------|
| BOONE     | 6-20006  |

# DETOUR SIGNS KEY

## PORTABLE CHANGEABLE MESSAGE SIGNS

WB I-275  
TO SB KY 212  
CLOSED  
FOLLOW  
DETOUR





REFERENCES

1.

Kentucky Transportation Cabinet, Department of Highways, Standard Specifications for Road and Bridge Construction, Current Edition.

2.

FHWA Manual on Uniform Traffic Control Devices (MUTCD), latest edition.

3.

Kentucky Transportation Cabinet, Active Sepias

Sepia007

Inlaid Pavement Marker Arrangements Multi-Lane Roadways

Sepia011

Inlaid Pavement Marker Arrangement Exit Gore and Off-Ramp

Sepia012

Inlaid Pavement Marker Arrangement for Parallel Deceleration Lane

Sepia013

Inlaid Pavement Marker Arrangement On-Ramp with Tapered Acceleration Lane

Sepia014

Inlaid Pavement Marker Arrangement ON-Ramp with Parallel Acceleration Lane

4.

Kentucky Department of Highways Standard Drawings, current editions, as applicable:

RBC-003

Guardrail Connector to Bridge End Type A and A-1 Components

RBC-005

Guardrail Connector to Bridge End Type A

RBC-006

Guardrail Connector to Bridge End Type A-1

RBE-060

Crash Cushion Type VI ABC (One and Two Direction)

RBE-070

Concrete Median Barrier End for Crash Cushion Type IX

RBE-100

Crash Cushion Type VI-BT

RBE-200

Crash Cushion Type IX

RBE-205

Crash Cushion Type IX-A

RBI-001

Typical Guardrail Installations

RBI-002

Typical Guardrail Installations

RBI-004

Installation of Guardrail End Treatment Type 1

RBI-005

Installation of Guardrail at Bridge Columns

RBI-006

Guardrail Installation at Sign Supports

RBI-007

Crash Cushion Type IX Installation at Median Piers (Depressed Median)

RBM-115

Concrete Barrier Wall Type 9T (Temporary)

RBM-020

Delineators for Concrete Barriers

RBM-120

Box Beam Stiffening PF Temporary Concrete Barrier

RBR-001

Steel Beam Guardrail (“W” Beam)

RBR-005

Guardrail Components

RBR-010

Guardrail Terminal Sections

RBR-015

Steel Guardrail Posts

RBR-016

Timber Guardrail Posts

RBR-020

Guardrail End Treatment Type 1

RBR-025

Guardrail End Treatment Type 2A

RBR-035

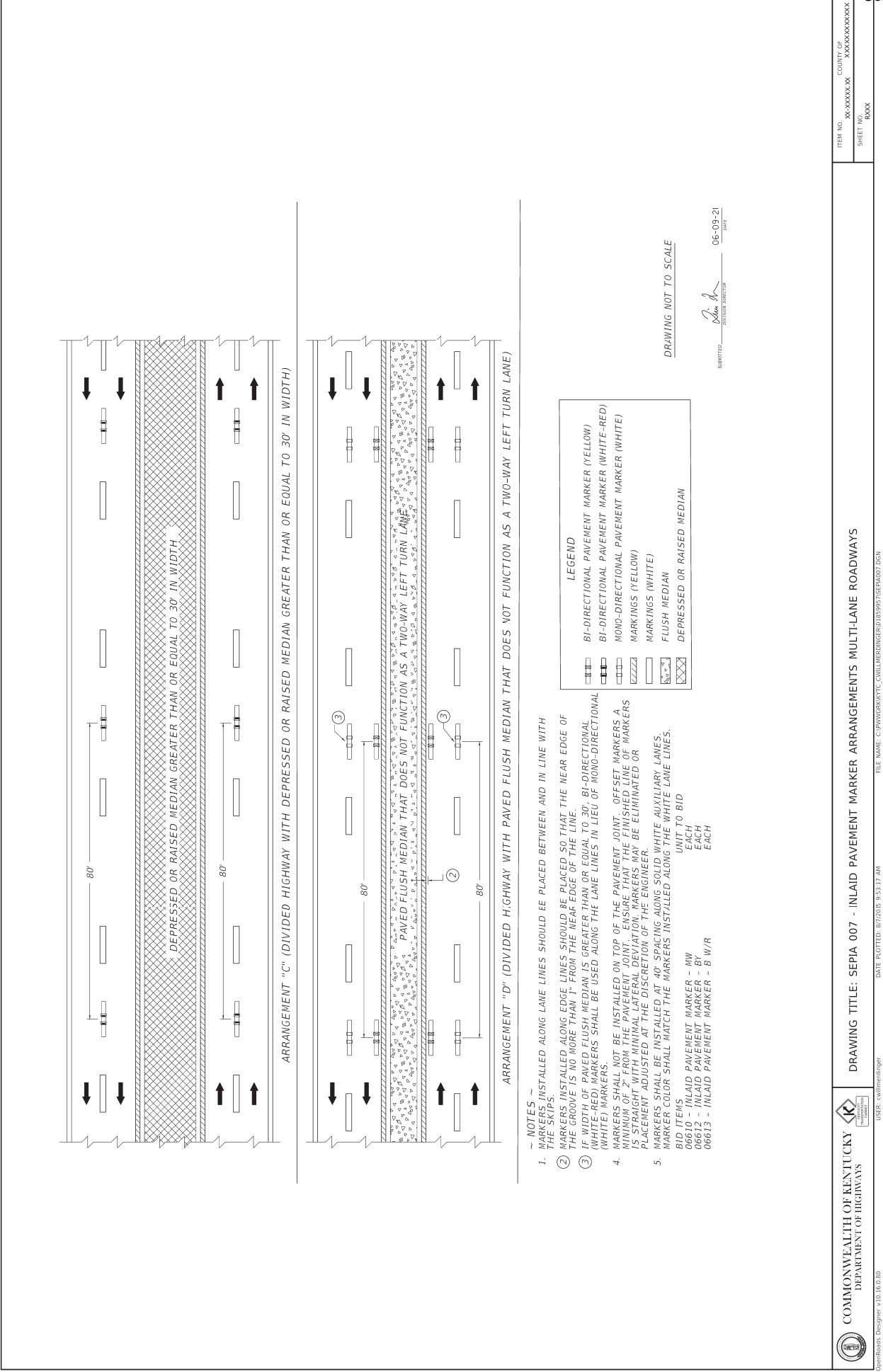
Guardrail End Treatment Type 4A

|         |   |
|---------|---|
| RBR-055 | Delineators for Guardrail   |
| RDD-040 | Channel Lining Class II and III   |
| RDI-001 | Culvert and Storm Sewer Pipe Types and Cover Heights                                    |
| RDI-002 | Culvert and Storm Sewer Pipe Types and Cover Heights                                    |
| RDI-003 | Culvert and Storm Sewer Pipe Types and Cover Heights                                    |
| RDI-004 | Culvert and Storm Sewer Pipe Types and Cover Heights                                    |
| RDI-005 | Culvert and Storm Sewer Pipe Types and Cover Heights                                    |
| RDI-006 | Culvert and Storm Sewer Pipe Types and Cover Heights                                    |
| RDI-007 | Culvert and Storm Sewer Pipe Types and Cover Heights                                    |
| RDI-008 | Culvert and Storm Sewer Pipe Types and Cover Heights                                    |
| RDI-020 | Pipe Bedding for Culverts, Entrances, and Storm Sewer Pipe                              |
| RDI-021 | Pipe Bedding for Culverts, Entrances, and Storm Sewer Pipe Reinforced Conc. Pipe        |
| RDI-025 | Pipe Bedding Trench Condition   |
| RDI-026 | Pipe Bedding Trench Condition Reinforced Conc. Pipe                                     |
| RDI-041 | Erosion Control Blanket Channel Installation  |
| RDX-001 | Junction Box  |
| RDX-002 | Junction Box (Dimensions & Quantities)  |
| RDX-210 | Temporary Silt Fence  |
| RGS-002 | Superelevation for Multilane Pavement   |
| RGX-001 | Miscellaneous Standards Part I  |
| RPN-001 | Jointed Plain Concrete Pavement for Shoulders and Medians                               |
| RPN-010 | Pavement Transitions & Joint Details for Jointed Plain Concrete Pavement at Bridge Ends |
| RPN-015 | Jointed Plain Concrete Pavement   |
| RPN-020 | Concrete Pavement Joints Types & Spacing  |
| RPS-010 | Concrete Pavement Joints Details  |
| RPS-020 | Expansion and Contraction Joint Load Transfer Assemblies                                |
| RPS-030 | Concrete Pavement Joints Types & Spacing  |
| RPS-031 | Concrete Pavement Joints Types & Spacing  |
| RPS-035 | Concrete Pavement Joints Types & Spacing  |
| TPM-170 | Flexible Delineator Post Arrangements for Horizontal Curves                             |
| TPM-171 | Flexible Delineator Post Arrangements for Interchange Ramps and Crossovers              |
| TPM-200 | Typical Entrance Ramp Markings for Interstates and Parkways                             |
| TPM-201 | Typical Exit Ramp Markings for Interstates and Parkways                                 |
| TPM-202 | Typical Exit Ramp Markings for Interstates and Parkways                                 |
| TPM-204 | Typical Markings for Gore Areas   |
| TPM-206 | Typical Markings for Turn Lanes   |
| TPR-115 | Shoulder & Edgeline Rumble Strip Placement Details                                      |
| TPR-130 | Rumble Strip Details Multi-Lane Roadways and Ramps                                      |

|         |   |
|---------|---|
| TTC-115 | Lane Closure Multi-Lane Highway Case I                        |
| TTC-120 | Lane Closure Multi-Lane Highway Case II                       |
| TTC-125 | Double Lane Closure   |
| TTC-135 | Shoulder Closure  |
| TTC-155 | Temporary Pavement Marker Arrangements for Construction Zones |
| TTC-160 | Temporary Pavement Marker Arrangements for Lane Closures      |
| TTD-120 | Work Zone Speed Limit and Double Fine Signs                   |
| TTD-125 | Pavement Condition Warning Signs                              |
| TTD-130 | Speed Zone Signing for Work Zones                             |
| TTS-110 | Mobile Operation for Paint Striping Case III                  |
| TTS-115 | Mobile Operation for Paint Striping Case IV                   |
| TTS-120 | Mobile Operation for Durable Striping Case I                  |
| TTS-125 | Mobile Operation for Durable Striping Case II                 |

5. Kentucky Transportation Cabinet, Department of Highways, Standard Specifications for Road and Bridge Construction, Current Edition - Supplemental Specifications, as applicable:

|              |  |
|--------------|--|
| Special Note | Portable Changeable Message Signs  |
| Special Note | Guardrail Delivery Verification Sheet  |
| Special Note | Concrete Slurry  |
| Special Note | Non-Tracking Tack Coat   |
| Special Note | Paver Mounted Temperature Profiles   |
| Special Note | Experimental KYCT and Hamburg Testing  |
| Special Note | Portable Queue Warning Alert System  |
| Special Note | Queue Protection Vehicle   |
| Special Note | Typical Section Dimensions   |
| Special Note | Before You Dig   |
| Special Note | Fixed Completion Date and Liquidated Damages   |
| Special Note | Asphalt Milling and Texturing  |
| Special Note | Removing Existing Pavement Markers on Concrete Pavement                                    |
| Special Note | Concrete Pavement Joint and Random Crack Sealing   |
| Special Note | Modified Special Note for Full Depth Concrete Pavement Repair                              |
| Special Note | Polymer Modified Partial Depth Patching  |
| Special Note | Class 1A Geotextile Fabrics used in Structural Pavement Designs                            |
| Special Note | Polymer Concrete Overlay Systems   |
| Special Note | Striping on High Friction Surface Treatments   |
| Special Note | Geocomposite Reinforcement for Asphalt   |
| Special Note | Material, Installation, and Bid Item Notes for Permanent Traffic Data Acquisition Stations |

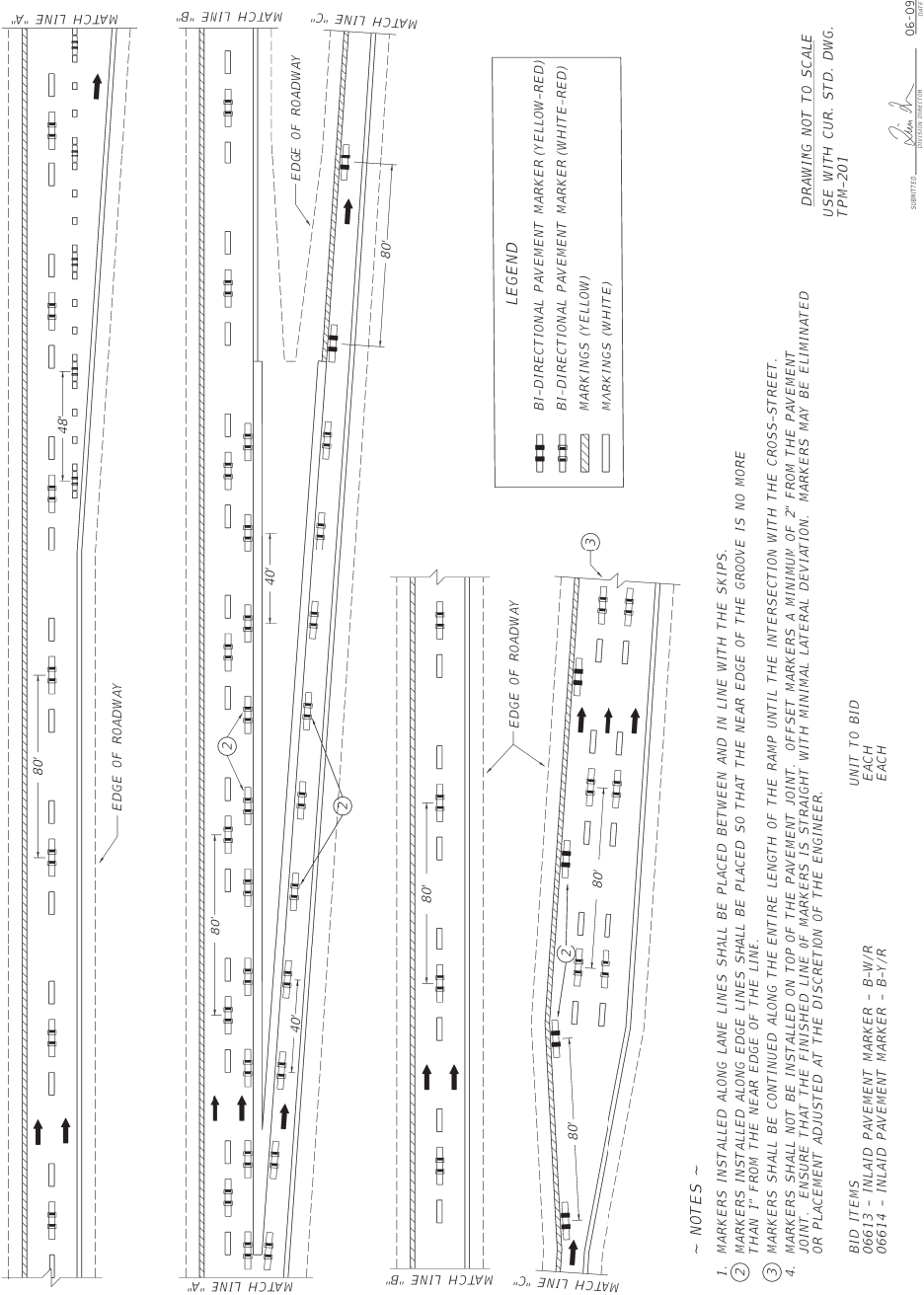


ITEM NO. XX-XXXX-XX  
COUNTY OF BOONE  
SHEET NO. 100X

DRAWING TITLE: SEPIA 007 - INLAID PAVEMENT MARKER ARRANGEMENTS MULTI-LANE ROADWAYS

COMMONWEALTH OF KENTUCKY  
DEPARTMENT OF HIGHWAYS

FILE NAME: C:\PWG\KATC\_C\WILLBERGER\035997\SEPIA07.DGN  
DATE PLOTTED: 8/20/15 9:53:17 AM  
USER: willberger



ITEM NO. XX-XXXXXX  
SHEET NO. XXXX

DRAWING TITLE: SEPIA 011 - INLAID PAVEMENT MARKER ARRANGEMENT EXIT GORE AND OFF RAMP

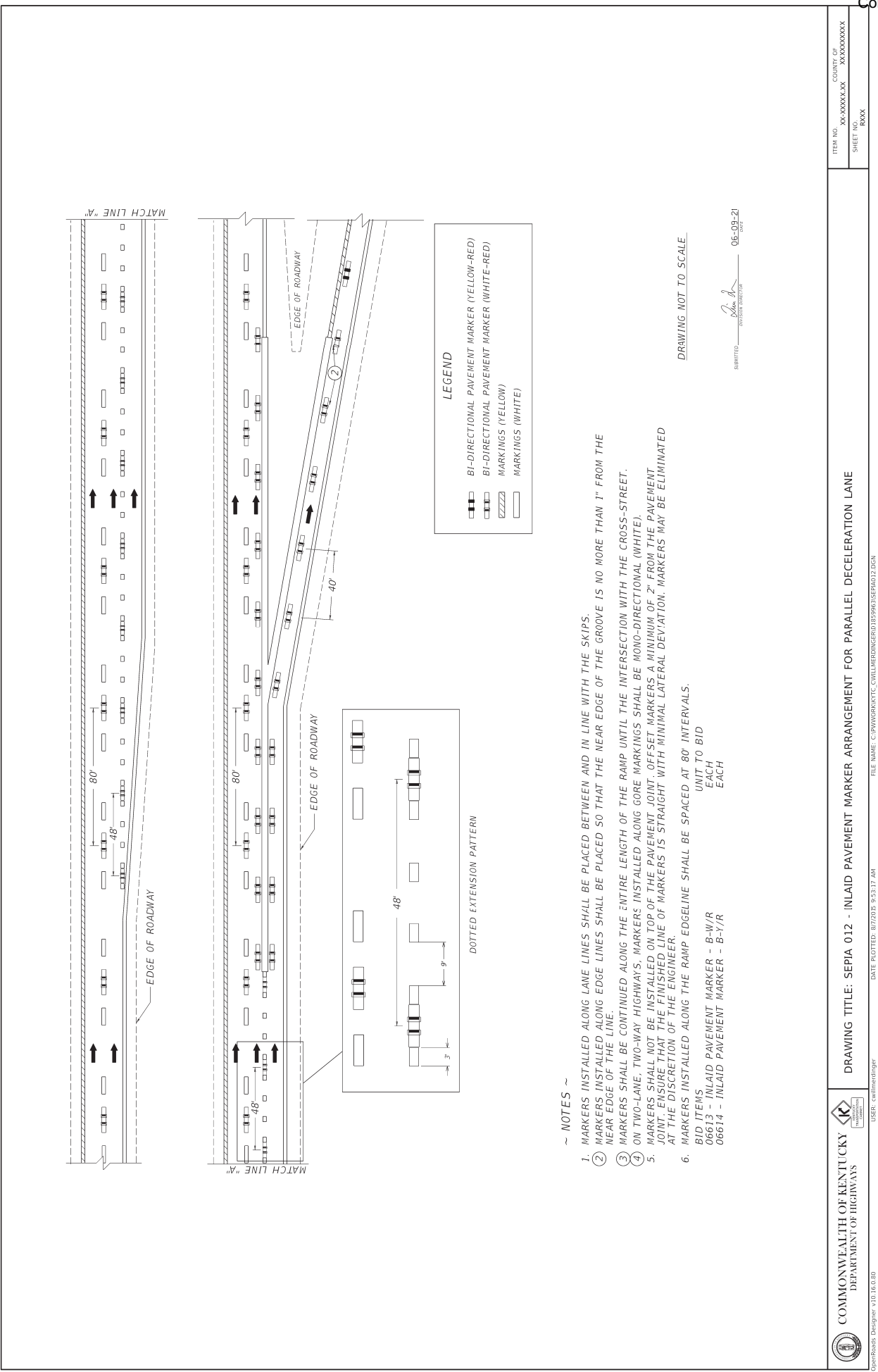


FILE NAME: C:\PW\GARY\KTC\WILLMSR\ENGINEER\035942\SEPIA 011.DGN

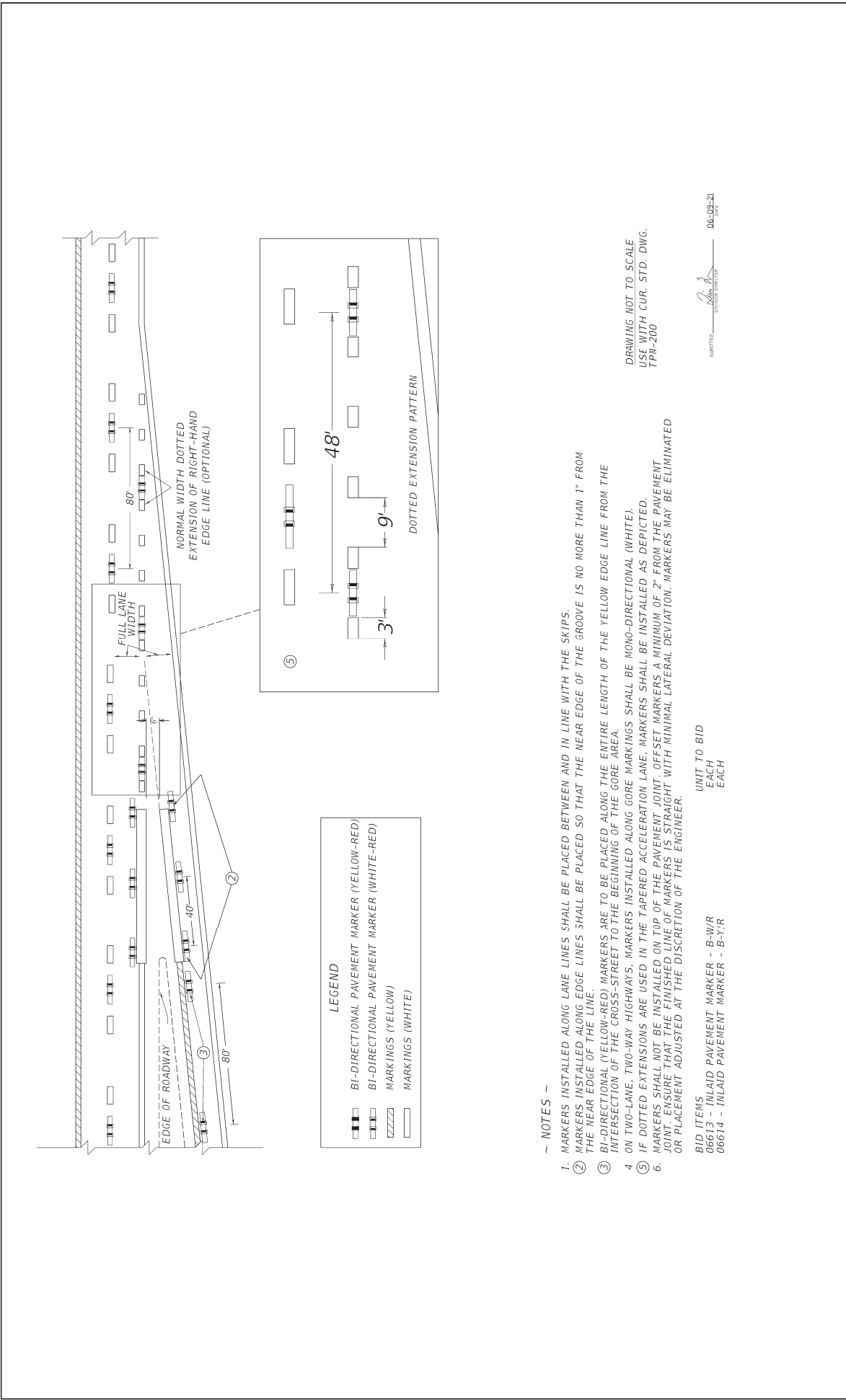
DATE PLOTTED: 8/2/2015 9:53:17 AM

USER: willmsr

OpenRoads Designer v10.16.0.80







ITEM NO. COUNTY OF  
XX-XXXXXX XXXXXXXXXX  
SHEET NO. NOXX

DRAWING TITLE: SEPIA 013 - INLAID PAVEMENT MARKER ARRANGEMENT ON-RAMP WITH TAPERED ACCELERATION LANE

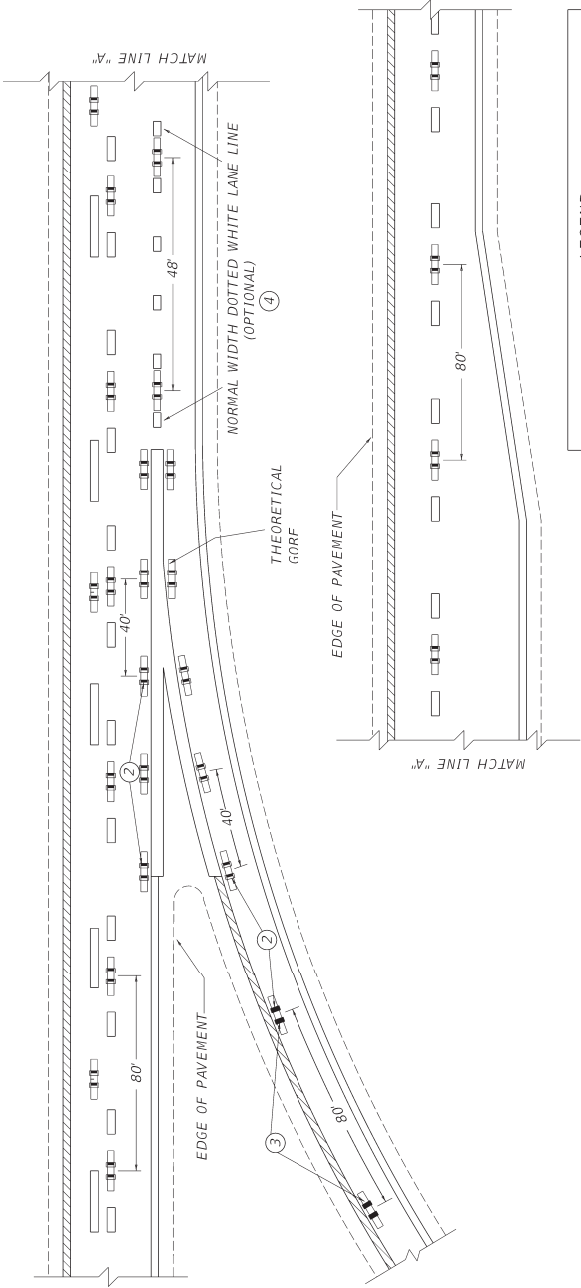
FILE NAME: C:\PW\GRK\KTC\_C\WILLBERGER\013594\SEPA013.DGN

DATE PLOTTED: 8/2/2015 9:53:17 AM

USER: willberger



OpenRoads Designer v10.16.0.80



LEGEND

BI-DIRECTIONAL PAVEMENT MARKER (YELLOW-RED)

BI-DIRECTIONAL PAVEMENT MARKER (WHITE-RED)

MARKINGS (YELLOW)

MARKINGS (WHITE)

- ~ NOTES ~
1. MARKERS INSTALLED ALONG LANE LINES SHALL BE PLACED BETWEEN AND IN LINE WITH THE SKIPS.

2. MARKERS INSTALLED ALONG EDGE LINES SHALL BE PLACED SO THAT THE NEAR EDGE OF THE GROOVE IS NO MORE THAN 1" FROM THE NEAR EDGE OF THE LINE.

3. BI-DIRECTIONAL (YELLOW-RED) MARKERS ARE TO BE PLACED ALONG THE ENTIRE LENGTH OF THE YELLOW EDGE LINE FROM THE INTERSECTION OF THE CROSS-STREET TO THE BEGINNING OF THE GORE AREA.

4. IF DOTTED EXTENSIONS ARE USED IN THE TAPERED ACCELERATION LANE, MARKERS SHALL BE INSTALLED AS DEPICTED.

5. MARKERS SHALL NOT BE INSTALLED ON TOP OF THE PAVEMENT JOINT. OFFSET MARKERS A MINIMUM OF 2" FROM THE PAVEMENT JOINT. ENSURE THAT THE FINISHED LINE OF MARKERS IS STRAIGHT WITH MINIMAL LATERAL DEVIATION. MARKERS MAY BE ELIMINATED OR PLACEMENT ADJUSTED AT THE DISCRETION OF THE ENGINEER.

6. THE NORMAL WIDTH DOTTED WHITE LANE LINE SHALL EXTEND FOR AT LEAST HALF THE LENGTH OF THE FULL-WIDTH ACCELERATION LANE PLUS TAPER MEASURED FROM THE THEORETICAL GORE.
- BID ITEMS AND UNIT TO BID

INLAIN PAVEMENT MARKER (B-W/R, B-Y/R, BY, MW, WY)

EACH
- DRAWING NOT TO SCALE

USE WITH CUR. STD. DWG.

TFM-200
- SUBMITTED

06-09-21

DATE

|           |            |
|-----------|------------|
| ITEM NO.  | COUNTY OF  |
| XX-XXXXXX | XXXXXXXXXX |
| SHEET NO. |            |
| NOXX      |            |

DRAWING TITLE: SEPIA 014 - INLAIN PAVEMENT MARKER ARRANGEMENT ON-RAMP WITH PARALLEL ACCELERATION LANE

COMMONWEALTH OF KENTUCKY

DEPARTMENT OF HIGHWAYS

OpenRoads Designer v10.16.0.80

FILE NAME: C:\PWG\KENTUCKY\COMMONWEALTH\DESIGN\014\SEPIA014.DGN

DATE PLOTTED: 8/2/2018 9:53:17 AM

USER: willmcdinger

## **SPECIAL NOTE FOR TYPICAL SECTION DIMENSIONS**

### **I-275**

The dimensions shown on the typical sections for pavement and shoulder widths are nominal or typical dimensions. The actual dimensions to be constructed or diamond ground may be varied to fit existing conditions as directed or approved by the Engineer. It is not intended that existing pavement or shoulders be widened unless specified elsewhere in the Proposal.

### **SPECIAL NOTE FOR BEFORE YOU DIG**

The contractor is instructed to call 1-800-752-6007 to reach KY 811, the one-call system for information on the location of existing underground utilities. The call is to be placed a minimum of two (2) and no more than ten (10) business days prior to excavation. The contractor should be aware that owners of underground facilities are not required to be members of the KY 811 one-call Before-U-Dig (BUD) service. The contractor must coordinate excavation with the utility owners, including those whom do not subscribe to KY 811. It may be necessary for the contractor to contact the County Court Clerk to determine what utility companies have facilities in the area.

**Special Note for Fixed Completion Date and  
Liquidated Damages  
I-275  
Boone County  
Item No. 6-20006**

Contrary to Section 108.09, Liquidated Damages of \$5,000 per calendar day will be assessed for each day or fraction thereof work remains uncompleted beyond the Specified Project Completion Date. This project has a Fixed Project Completion Date of **June 30, 2024**.

In addition to the Liquidated Damages specified above, Liquidated Damages in the following amounts will be charged when a lane closure remains in place during the prohibited period outlined in the Traffic Control Plan:

|                   |  |
|-------------------|--|
| Mainline & Ramps: | \$10,000 for the first hour or fraction thereof      |
|                   | \$30,000 for any additional hour or fraction thereof |

These hourly disincentives will still be in effect after the Fixed Completion Date and will be charged in addition to the \$5,000 per calendar day if warranted. The Contractor is expected to make every effort to complete the work in order to open the mainline lane closure within a specified timeframe.

Contrary to Section 108.09 of the Standard Specifications, **the disincentive fee will be charged during those periods when seasonal limitations of the Contract prohibit the Contractor from working on a controlling item or operation. This includes the months from December through March.**

All liquidated damages will be applied cumulatively.

All other applicable portions of Section 108 apply.

### **SPECIAL NOTE FOR ASPHALT MILLING AND TEXTURING**

Begin paving operations immediately after the commencement of the asphalt milling operations. Continue paving operations continuously until completed. Do not allow public traffic to drive on the milled surface. If paving operations are not begun within this time, liquidated damages will be assessed at the rate prescribed by Section 108.09 of the current Standard Specifications until paving operations are begun.

Removal of the existing pavement markers prior to the milling operation is considered incidental to the bid item "Asphalt Pavement Milling and Texturing".



**SPECIAL NOTE FOR REMOVING EXISTING PAVEMENT MARKERS  
ON PORTLAND CEMENT PAVEMENT  
I-275**

Before diamond grinding, sawcut around and remove existing Type V snow plowable raised pavement markers (iron castings). Patch the hole with Partial Depth Repair Material listed in the Special Note for Polymer Modified Partial Depth Patching. This material can be diamond ground unless otherwise noted by the manufacturer.

Removal of Type V markers will be paid at the contract unit price each, which shall be full compensation for removing the markers and disposing of the castings and any debris. The bid quantity is estimated by dividing the length of each run of markers by their average spacing (80'), plus one. Actual quantities removed will be verified by the Engineer. Partial Depth Repair Material to repair the resulting recess will be incidental to the pay item "Remove Pavement Marker Type V".

## **SPECIAL NOTE FOR CONCRETE PAVEMENT JOINT AND RANDOM CRACK SEALING**

### **I. DESCRIPTION**

Except as specified herein, perform all work in accordance with the Department's Standard and Supplemental Specifications, Special Notes and Special Provisions, and Standard and Sepia Drawings, current editions, as applicable. Article references are to the Standard Specifications. Furnish all materials, labor, equipment, and incidentals for the following work:

Saw, Clean, and Reseal Longitudinal Joints, Transverse Joints, and Random Cracks.

### **II. MATERIALS**

The Department will sample and test all materials according to the Department's Sampling Manual. Make the materials available for sampling a sufficient time in advance of the use of the materials to allow for the necessary time for testing, unless otherwise specified in these notes.

- A. Joint Sealant. Contrary to Section 501.03.18 (B), use hot poured elastic, no alternates.

### **III. CONSTRUCTION METHODS**

- A. Site Preparation. Be responsible for all site preparation, including, but not limited to, removal of all obstructions or any other items; disposal of materials; sweeping and removal of debris; and any other incidentals. All site preparation shall be only as approved or directed by the Engineer.
- B. Sealing Joints and Random Cracks. Saw cut, clean, and reseal longitudinal, transverse, and random cracks within the project limits as directed by the Engineer. Contrary to Standard Drawing RPX- 015-04, saw cut the joint or crack a minimum of 1/8 inch wider than the existing joint or crack or to the width necessary to provide a clean, new face for a reservoir for the new seal. Except as provided herein, perform all joint and crack sealing according to section 501.03.18(F) except random cracks only need to be routed to a depth of approximately one inch.

**IV. METHOD OF MEASUREMENT**

Except as provided herein, the Department will measure all work in accordance with the Standard and Supplemental Specifications, Special Provisions and Special Notes, and Standard and Sepia Drawings, current editions. The Department will measure only the bid items listed. Consider all other items required to complete the work as incidental to the listed items.

- A. Site Preparation. Other than the bid items listed, the Department will not measure Site Preparation for payment, but shall be incidental to the other items of the work, as applicable.
  
- B. Saw-Clean-Reseal Joints and Random Cracks. The Department will measure sawed and resealed joints and random cracks in linear feet along the joint or crack. The Department will not measure removing existing joint material or cleaning joints but shall be incidental to Saw-Clean-Reseal Joints and Random Cracks.

**V. BASIS OF PAYMENT**

The Department will make direct payment only for the bid items listed. Consider all other items required to complete the construction to be incidental to the bid items listed.

- A. Saw-Clean-Reseal Joints and Random Cracks. Accept payment at the contract unit price per linear foot of each type as full compensation for all materials, equipment, labor and incidentals necessary to complete the work as specified.

| <u>CODE</u> | <u>PAY ITEM</u>                     | <u>PAY UNIT</u> |
|-------------|-------------------------------------|-----------------|
| 02115       | Saw-Clean-Reseal Transverse Joint   | Linear Foot     |
| 02116       | Saw-Clean-Reseal Longitudinal Joint | Linear Foot     |
| 021173EC    | Saw-Clean-Reseal Random Cracks      | Linear Foot     |

October 1, 2021

## **MODIFIED SPECIAL NOTE FOR FULL DEPTH CONCRETE PAVEMENT REPAIR**

This Special Note applies to full depth repairs of concrete pavement. Section references herein are to the Department's Standard Specifications for Road and Bridge Construction, current edition.

**1.0 DESCRIPTION.** Remove and replace concrete pavement. Comply with the applicable Standard Drawings and the Standard Specifications except as specifically superseded herein.

### **2.0 MATERIALS AND EQUIPMENT.**

**2.1 JPC Pavement.** Test concrete materials according to section 601.03.03. Conform to 501, 502, and 601 except that the concrete must achieve 3000 psi in accordance with Section 4.3 of this note. The Engineer may allow pavement to be opened to traffic at less than 3,000 psi subject to the deductions described in Section 4.3 of this note.

**2.2 Dowel Bars and Sleeves.** Conform to 811. Contrary to the Standard drawings, 1.5-inch diameter dowel bars will be accepted for 13-inch JPC Pavement and 1.5-inch diameter dowel bars will be required for 10-inch JPC Pavement.

**2.3 Tie Bars.** Conform to Section 811. Use epoxy coated tie bars in longitudinal and transverse joints.

**2.4 Joint Sealants.** Conform to Subsection 807.03.01 or 807.03.05.

**2.5 Grout Adhesives and Epoxy Resin Systems.** Conform to Section 826.

**2.6 Dense Graded Aggregate (DGA) and Crushed Stone Base (CSB).** Conform to Section 805.

**2.7 Geotextile Fabric.** Conform to Section 843 and Special Note for Class 1A Geotextile Fabrics.

**2.8 Drills.** Drill holes using a gang drill, capable of drilling a minimum of four simultaneously. Misalignment of holes shall not exceed 1/4 inch in the vertical or oblique plane.

**2.9 Hammers.** Only use chisel point hammers weighing less than 40 pounds to remove deteriorated concrete.

### **3.0 CONSTRUCTION.**

**3.1 Removal of Existing Pavement.** Remove existing pavement to the extent the Contract specifies or as the Engineer directs. The minimum length of patches measured along centerline is 3 feet on each side of an existing joint.

When working with pavements with non-skewed transverse joints, if it is necessary to remove existing pavement closer than 6 feet to a transverse joint, remove the pavement 3 feet beyond that joint .

When working with pavements with skewed transverse joints, if it is necessary to remove existing pavement closer than 3 feet to a transverse joint, remove the pavement 3 feet beyond that joint.

Details of configurations of pavement and joints for various situations are

depicted in the drawings herein.

When small areas of removal and replacement are performed at bridge ends, maintain or reconstruct existing expansion joints at their existing location. When the Engineer determines extensive full width removal and replacement is required, construct new expansion joints at the locations shown on Standard Drawing No. RPN-010.

In the removal operation, make a full depth saw cut longitudinally along the centerline joint and shoulder joint and transversely along the area marked for removal. To prevent damage to the subbase, do not allow the saw to penetrate more than  $\frac{1}{2}$ " into the subbase. The Engineer may direct or approve additional cuts within the removal area in order to prevent damage to adjacent pavement remaining in place. Do not overcut beyond the limits of the removal area. Prevent saw slurry from entering existing joints and cracks. To avoid pumping and erosion beneath the slab, do not allow traffic on sawed pavement, unless directed by the Engineer.

Lift out the deteriorated concrete vertically with lift pins. If approved by the Engineer, use other methods that do not damage the base, shoulder, or sides of pavement that is to be left in place. If any damage does occur, saw cut and remove damaged section and if necessary use an acceptable alternative method for the removal process. Any additional costs associated with repair shall be the contractor's responsibility. Do not damage the pavement base during these operations.

Dispose of all removed pavement, cuttings, debris, and other waste off the right-of-way at approved sites obtained by the Contractor at no additional cost to the Department. The Contractor will be responsible for obtaining any necessary permits for this work.

**3.2 Pavement Replacement.** Do not damage the pavement base during these operations.

**3.2.1 Preparation of Base.** Compact the new and existing aggregate base to the Engineer's satisfaction. The Engineer will accept compaction by either visual inspection or by nuclear gauge. When the Engineer deems it necessary to stabilize the existing base or replace unsuitable materials, excluding bridge ends, use additional DGA to the depth deemed necessary by the Engineer. Underlay the DGA with FABRIC-GEOTEXTILE CLASS 1A. Flowable fill and cement stabilization may be used as an alternative to stabilize the existing base or to replace unsuitable materials when a plan for such is presented to and approved by the Engineer. At bridge ends, treat existing base and subgrade as the Contract specifies. During compaction, wet the base as the Engineer directs. Compact areas not accessible to compaction equipment by hand tamping.

**3.2.2 Underdrains.** Construct, or repair damage to, pavement edge drains according to Section 704. If underdrains are placed omitting areas to be patched, construct additional lateral drains as necessary to provide outlets for the installed underdrain until performing the pavement replacement and completing the underdrain system. Provide drainage for any undercut or base repair areas.

**3.2.3 Pavement Replacement.** Using load transfer assemblies for dowel joints drill into the existing slab according to the details shown herein and on the Standard Drawings.

Use plain epoxy coated dowels of the size specified on the standard drawings based on the pavement thickness for contraction and expansion joints.

Drill holes for dowel bars and tie bars into the face of the existing slab, at a

diameter as specified in the following. Drill the dowel bar holes and tie bar holes to a depth equal to 1/2 the length of the bars. Anchor tie bars into the existing pavement using an epoxy resin. Anchor dowel bars into the existing pavement using either an epoxy resin or an adhesive grout. For tie bars and dowel bars where an epoxy resin is to be used drill the holes 1/8 inch larger than the bar diameter. For dowel bars where an adhesive grout product is to be used, drill holes 1/4 inch larger than the bar diameter. Use a clear or opaque grout retention disk in both grout and epoxy applications. Operate the equipment to prevent damage to the pavement being drilled. Obtain the Engineer's approval of the drilling procedure. Install load transfer assemblies according to the Standard Drawings and Standard Specifications.

When indicated herein or in the Standard Drawings, use 1 inch deformed tie bars that are 18 inches long placed 30 inches on center starting and ending 20 inches inside the edges of the repair area in the longitudinal joint. Use 1 inch deformed tie bars, or plain epoxy coated dowel bars sized in accordance with the Standard Drawings that are 18 inches long beginning 12 inches inside of each edge and on 12-inch centers in transverse construction joints.

Install the dowels and tie bars according to Section 511 unless contradicted here. Ensure the holes are dry and free of dust and debris. Use a nozzle to insert the grout or epoxy starting at the back of the drilled hole to allow for full coating of the dowel or tie bar. After placement, use a bond breaker on the section of the dowel bar that is protruding from the hole.

Mix, place, finish, and cure concrete according to Section 501 with the exception that the Department will allow truck mixing, 2-bag mixers, and hand finishing.

When required, use a form on the side of the slab at longitudinal joints. When the adjacent traffic lane is not closed to traffic or the drop-off is not protected, temporarily fill the space between the form and the adjacent pavement with DGA. After placing the slab, remove the DGA and form. Fill the hole with concrete and thoroughly consolidate by rodding, spading, and sufficient vibration to form a dense homogeneous mass. Use a form on the side of the slab adjacent to shoulders. Excavate and backfill as shown on Section F'-F'.

For patches less than 25 feet in length, use a bond breaker and do not install tie bars at the longitudinal joint. Bond breakers should not exceed 1/8 inch in thickness, e.g. tarpaper.

When resurfacing is required, a float finish is satisfactory. Otherwise, broom finish or, when the adjacent surface has a grooved finish, texture the surface according to Subsection 501.03.13 H). Finish the surface, including joints, to meet a surface tolerance of 1/8 inch in 10 feet that will be verified by straightedge. Cure the pavement and apply curing membranes according to 501.03.15.

Keep all pavement surfaces adjacent to this operation reasonably clean of excess grout and other materials at all times. Maintain all original longitudinal joints. Place transverse joints according to the details shown herein and on the Standard Drawings.

**3.3 Joint Sealing.** Seal all new or partially new joints with hot-poured elastic joint sealant according to Subsection 501.03.18.

## **4.0 MEASUREMENT.**

**4.1 Remove JPC Pavement.** The Department will measure the quantity in square yards of surface area. The Department will not measure removal of underlying



base material for payment and will consider it incidental to Remove JPC Pavement.

No separate payment will be made for the disposal of waste from the project or obtaining the necessary permits but will be incidental to the other items of the work.

**4.2 DGA or CSB.** The Department will measure the quantity used to stabilize the existing base or to replace unsuitable material in tons. The Department will not measure removal of existing base material or underlying material for payment and will consider incidental to DGA or CSB. The quantity of DGA used for the drop-off protection shall be incidental to this work and will not be measured for payment.

**4.3 JPC Pavement Non-Reinforced.** The Department will measure according to 501.04.01. The Department will not measure dowels, tie bars, or joint sealing for payment and will consider it incidental to Non-Reinforced JPC Pavement.

JPC Pavement will be paid according to section 5.0 below and according to the following payment schedule based on the compressive strength. The cylinders for payment will be tested two hours prior the scheduled opening of traffic.

|                  |   |
|------------------|---|
| 3000 psi and up  | 100% payment  |
| 2750 to 3000 psi | 75% payment and approval from the Engineer to open to traffic*  |
| 2500 to 2750 psi | 50% payment and approval from the Engineer to open to traffic*  |
| 2250 to 2500 psi | 25% payment and approval from the Engineer to open to traffic*  |
| Below 2250 psi   | 10% payment and no potential to open to traffic. Maintain traffic closure until concrete reaches a minimum of 2250 psi. |

\*If the Engineer approves opening to traffic, the Engineer will evaluate the concrete at 28 days (or sooner) to determine if the removal and replacement of the concrete is necessary due to pavement distress induced by the early opening (i.e. noticeable cracking). If required by the Engineer, remove and replace those slabs showing distress at no cost to the Department.

**4.4 Underdrains.** The Department will measure the quantity according to Subsection 704.04. The Department will not measure lateral drains for payment and will consider them incidental to the Underdrains.

**5.0 PAYMENT.** The Department will consider payment as full compensation for all work required in this provision. The Department will make payment for the completed and accepted quantities under the following:

| <u>Code</u> | <u>Pay Item</u>            | <u>Pay Unit</u> |
|-------------|----------------------------|-----------------|
| 02091       | Remove Pavement            | Square Yard     |
| 00001       | DGA Base                   | Ton             |
| 02069-02088 | JPC Pavement               | Square Yard     |
| 02604       | Fabric-Geotextile Class 1A | Square Yard     |

July 23, 2018

SPECIAL NOTE FOR POLYMER MODIFIED PARTIAL DEPTH PATCHING

DESCRIPTION

This work consists of patching transverse and longitudinal random cracks, centerline joints, contraction joints, longitudinal and transverse expansion joints, holes from pavement markers, or spalled areas in Portland cement concrete pavement.

APPLICATIONS

The installed product shall be a hot applied, flexible mastic sealant made from highly polymer-modified synthetic resins and high quality aggregate. The installed product shall provide a load-transferring repair that has superior tensile strength and flexibility to accommodate joint and crack movement associated with thermal expansion and contraction, and vibratory movements. The patch must have exceptional resistance to water intrusion and to a broad range of salts, bases, and organic materials.

MATERIAL SPECIFICATIONS

| <u>PROPERTY</u>                 | <u>METHOD</u> | <u>REQUIREMENT</u>                            |
|---------------------------------|---------------|---|
| Color                           |               | Gray  |
| Tensile Strain                  |               | 29%   |
| Cone Penetration Flow           | ASTM D5329    | 7% Maximum                                    |
| Aggregate Settlement            |               | 3 mm Maximum                                  |
| Flexibility, lab std. condition | ASTM D3111    | No cracking or loss of aggregate adhesion     |
| Impact Testing                  | ASTM D3111    | No cracking, chipping, or separation @ 6ft-lb |
| Resilience                      |               | 50% Minimum                                   |
| Min. Application Temp.          |               | 300°F   |
| Max. Heating Temp.              |               | 400°F   |
| Specific Gravity                | ASTM D5329    | 1.8 -2.1                                      |

SITE PREPARATION

The area to be replaced shall be removed by saw cutting, jackhammering, or milling to the specified width and depth. The repair surfaces will be cleaned and dried with a hot air lance. The recessed area and vertical walls will be treated with a primer agent to promote adhesion and prevent moisture intrusion (for concrete applications only).

INSTALLATION

Installation of the material shall be by factory trained and certified installation professionals and done according to the manufacturer’s recommendations. Installers are to certify that material has not exceeded manufacturer’s assigned expiration date or shelf life.

Heat the material in a thermostatically controlled purpose built mixer, having a horizontal agitator that ensures complete mixing. Once the material has reached the manufacturer’s

July 23, 2018

recommended temperature, the molten material will be introduced into the prepared repair area, sealing the bottom of the repair from water intrusion.

If the depth of the repair exceeds 1 inch, the remainder of the repair process will consist of layering coarse hot angular aggregate (cleaned and dried) at a rate of 25%-35% by volume with the molten material until within  $\frac{3}{4}$ " of the top of the repair. The bulking aggregate must be worked into the patch completely.

**NO DRY LAYERS OF BULKING AGGREGATE WILL BE ALLOWED.**

The final  $\frac{3}{4}$ " of the repair will be material for optimum flexibility of the repair. Once this top layer has been screeded to a level grade, apply a high polish stone value (PSV) aggregate to the top of the repair to ensure proper skid resistance.

All removed materials and residual repair materials will be recovered and disposed of away from the site at the Contractor's expense.

### **DIAMOND GRINDING**

If diamond grinding will be required after placing the polymer modified partial depth patch:

1. Repair spalls a minimum of 24 hours before diamond grinding.
2. Assess the size and frequency of repairs to be made. For large spalls where it is possible for more than 1 grinder wheel to be simultaneously on the patched area, fortify the final layer of material. To fortify the top layer add 20-30% structural aggregate to the mastic compound. It is acceptable to leave the top slightly rough since the Diamond Grinding will smooth the surface.
  - a. If the structural aggregate has evidence of moisture, heat and dry the aggregate to 300°F (149°C) in a vented barrel mixer before application. The structural aggregate can be applied after the aggregate has been heated or when the aggregate is at ambient temperature. If Contractor chooses to increase the structural aggregate volume, heating the aggregate prior to application may be necessary to adequately coat the aggregate, eliminate trapped air, and ensure adhesion. Use manufactured suggested aggregate or other aggregate approved by the Engineer.
3. Make sure the final layer of partial depth patching material is covered with surfacing aggregate as specified by the manufacturer.
4. Reduce weight and time grinding.
  - a. Assure that all or most of the wheels on the grinder are on solid pavement when grinding to minimize the load on the patch when grinding.
  - b. When grinding large repairs, float the grinding head to remove the downward load. Have the head or wheels skim the surface of the material to level and smooth the surface without sinking into the material and creating excessive fins.

July 23, 2018

- 5. Grind over partial depth repairs during the coolest temperatures possible.  
Minimize high-ambient temperatures.
- 6. Keep the grinding head as cool as possible.

**MEASUREMENT**

The Department will measure the quantity of PARTIAL DEPTH PATCHING-POLYMER MOD in cubic feet, from field measurements or from the metered quantity from the mixer, as determined by the Engineer.

**PAYMENT**

The Department will make payment for the completed and accepted quantities under the following:

| <u>Code</u> | <u>Pay Item</u>                    | <u>Pay Unit</u> |
|-------------|------------------------------------|-----------------|
| 24997EC     | Partial Depth Patching-Polymer Mod | Cubic Foot      |

The Department will consider payment as full compensation for all work required in this special note.

Acceptable products to meet this specification are Fibrecrete G and Crafcro Techcrete (R or TBR). Other products that fully meet this specification will also be accepted if approved by the Engineer.

September 18, 2019

## **SPECIAL NOTE FOR CLASS 1A GEOTEXTILE FABRICS USED IN STRUCTURAL PAVEMENT DESIGNS**

1. **DESCRIPTION.** This special note covers requirements for Class 1A geotextile fabrics to be used for subgrade stabilization that is a part of a structural pavement design.
2. **GEOTEXTILE FABRIC.** Use woven fabric consisting only of long chain polymeric filaments or yarns such as polypropylene formed into a stable network such that the filaments or yarns retain their relative position to each other. Use fabric that is inert to commonly encountered chemicals and free of defects or flaws significantly affecting its physical or filtering properties.

Ensure that the fabric is formed in widths of at least 6 feet. When necessary, sew sheets of fabric together to form required fabric widths. Sew the sheets of fabric together at the point of manufacture or other approved locations.

The geotextile manufacturer is responsible for establishing and maintaining a quality control program to ensure compliance with this section. The manufacturer must participate in the National Transportation Product Evaluation Program (NTPEP) for Geotextiles and Geosynthetics and the product data must be posted in NTPEP DataMine.

2.1 **PACKING.** During all periods of shipment and storage, wrap the fabric in a heavy duty protective covering to protect the fabric from direct sunlight, ultraviolet rays, temperatures greater than 140 °F, mud, dirt, dust, and debris.

2.2 **PHYSICAL REQUIREMENTS.** Class 1A fabrics are to meet the current requirements of AASHTO M288.

2.3 **ACCEPTANCE.** Obtain the Department's approval for all material before incorporating it into the project.

3. **CONSTRUCTION.** The Engineer will reject the fabric if it has defects, rips, holes, flaws, deterioration, or damage. Prepare the surface to receive the fabric to a smooth condition, free of obstructions, debris, or sharp objects that may puncture the fabric. Place the fabric smooth and free of folds, wrinkles, or creases. Do not operate equipment directly on the fabric. Protect the fabric at all times from contamination. Remove and replace any contaminated fabric with uncontaminated fabric.

Repair or replace any fabric damage. Repair individual isolated cuts, tears, or punctures by placing a patch of geotextile fabric that extends at least 3 feet beyond the damage in all directions or by field splicing the patch. Cover the fabric with a layer of the specified material within 14 calendar days. Remove and replace fabric not covered within 14 days.

September 18, 2019

4. ACCEPTANCE PROCEDURES FOR NON-SPECIFICATION FABRIC. Ensure that all geotextile fabric conforms to the requirements of this section. However, when non-specification geotextile fabric is inadvertently incorporated into the work before completion of testing, the Department may accept the material with a reduction in pay, provided the failure is marginal and will not cause poor performance. When the failure is excessive, then remove the geotextile fabric, and replace it unless the Engineer determines that the geotextile fabric can remain in place. The Department will apply the largest payment reduction when the material fails to meet more than one specification requirement. The Department will calculate the payment reduction on the invoice cost of the material delivered at the project site. The Department will reject geotextile fabric that fails and has not been incorporated into the work.

5. FASTENER PINS. The Engineer will accept fastener pins based on visual inspection on the project. Conform to the following:

5.1 SUBGRADE STABILIZATION AND WRAPPED AGGREGATE DRAINAGE BLANKET. Provide fastener pins that are formed of 3/16 inch diameter or heavier steel, pointed at one end, with a head on the opposite end to retain a washer with a minimum diameter of 1 ½ inches.

6. MEASUREMENT. The Department will measure the quantity in square yards. The Department will not measure fabric when the Contract indicates the fabric is incidental to the work or when the specification for another item requires incidental installation of geotextile fabric.

The Department will not measure material in laps or seams.

When fabric is used in conjunction with an aggregate layer, the Department will measure the quantity of (1) the area of the lower surface of the aggregate layer, (2) the area of the upper surface of the aggregate layer, and (3) the area of the sides and ends of the aggregate layer; using the dimensions specified in the Plans for each fabric type that applies to its corresponding location(s).

The Department will not measure for payment the repair or replacement of damaged fabric or replacement of fabric not covered within 14 days.

7. PAYMENT. The Department will make payment for the completed and accepted quantities under the following:

| <u>Code</u> | <u>Pay Item</u>            | <u>Pay Unit</u> |
|-------------|----------------------------|-----------------|
| 02604       | FABRIC-GEOTEXTILE CLASS 1A | Square Yard     |

SPECIAL NOTE FOR POLYMER CONCRETE OVERLAY SYSTEMS

I. DESCRIPTION

This work shall be performed in accordance with the current edition of the Department’s Standard Specifications, and applicable Standard or Sepia Drawings, except as hereafter specified. Article references are to the Standard Specifications.

The Contractor shall furnish all materials, labor, and equipment for the following work:  
(1) Maintaining and Controlling Traffic; (2) Cleaning and preparing the existing surface; (3) Installing a high friction surface treatment in accordance with the contract documents; and (4) All other work as specified as part of this contract.

II. MATERIALS

Provide for sampling and testing of all materials in accordance with the Department's Materials Field Sampling and Testing Manual. Make materials available, within the State of Kentucky, for sampling a sufficient time in advance of the use of the materials. Allow a minimum of 15 working days for testing. The Contractor shall use materials listed on the Department’s List of Approved Materials for Polymer Concrete Overlay Systems (High Friction Surface and Bridge Deck Overlays).

- A. **Maintain and Control Traffic.** See Traffic Control Plan.
- B. **High Friction Surface Treatment.** The high friction surface treatment shall consist of a polymer resin binder and aggregate system chosen from the Department’s List of Approved Materials. The Department will obtain samples of each binder component and aggregate at a frequency of one sample per lot per contract. The Department will obtain one, one-quart (32 ounce) sample of each binder component for testing. The Department will obtain one 60 to 70 pound composite sample of aggregate for testing. Reclaimed aggregate shall not be allowed for use.
- a) **Binder.** The polymer resin binder shall hold the aggregate firmly in position and meet the following requirements:

| TWO-PART MODIFIED BINDER REQUIREMENTS |                                     |                     |
|---------------------------------------|-------------------------------------|---------------------|
| Property                              | Specification Limits                | Test Method         |
| Ultimate Tensile Strength             | 17.0 – 25.0 MPa (19.65 MPa)         | ASTM D638           |
| Compressive Strength                  | 5mm min.; > 13 MPa                  | ASTM D695           |
| Gel Time                              | 50 ml; 10 minutes min. (16 minutes) | ASTM D2471          |
| Elongation at break                   | 30% minimum (54.0%)                 | ASTM D638           |
| Peak Exothermic Temperature           | 150°F min.                          | ASTM D2471          |
| Water Absorption                      | Less than 0.25%                     | ASTM D570           |
| Shore Hardness                        | 70 min.                             | ASTM D2240, Shore D |
| Cure Rate                             | 3 hours max                         | ASTM D1640 @ 75°F   |
| Mixing Ratio                          | Per Manufacturer's Recommendation   | n/a                 |



- b) **Aggregate.** Ensure that the aggregate is clean, dry and free from foreign matter and meets the following requirements:

| AGGREGATE REQUIREMENTS                           |  |             |
|--|--|-------------|
| Property   | Specification Limits                                     | Test Method |
| SFC – Side Force Coefficient                     | 0.70 min.  | ASTM E670   |
| SN – Skid Number                                 | 75 min SN40R   | ASTM E274   |
| PSV – Polished Stone Value                       | 75.0 mm max. (70 mm)                                     | ASTM E660   |
| Texture Depth – Sand Patch Method                | 1 mm min. (1.2 mm)                                       | ASTM E965   |
| AAV – Aggregate Abrasion Value                   | 20 max   | AASHTO T96  |
| Aggregate Gradation                              | 95.0 – 100.0% Passing No. 6<br>0.0 – 5.0% Passing No. 16 | AASHTO T27  |
| Aluminum Oxide (Al <sub>2</sub> O <sub>3</sub> ) | 87 min   | ASTM C114   |

### III. CONSTRUCTION METHODS

Prior to beginning work, provide the Engineer with a certification from the manufacturer of the binder stating that all material used in the work will meet the requirements of Section II B. a. in this Special Note. Also provide the Engineer with a certification stating that all aggregates used in the work will meet the requirements of Section II B. b. of this Special Note.

**A. Maintain and Control Traffic.** See Traffic Control Plan.

**B. Site Preparation.** Be responsible for all site preparation, including but not limited to the following:

- a) **Preparation and Restoration.** Ensure that a manufacturer's representative is on site to provide technical assistance during the start up operations and as necessary during the surface preparation, material placement, and during any necessary remedial work.
- b) **Protective Coverings.** Utilities, drainage structures, curbs, bridge joints, and any other structure within or adjacent to the high friction surface treatment location shall be protected from surface preparation activities and application of the surface treatment materials. Cover and protect all existing pavement markings that are adjacent to the surface treatment location. Pavement markings that conflict with the surface application shall be removed prior to performing the required surface preparation.
- c) **Surface Preparation.** Prepare all surfaces in accordance with the following requirements. Ensure surfaces are dry and meet the requirements of the section immediately prior to installation of the high friction surface treatment. Surfaces contaminated with oils, greases, or other deleterious materials not removed by the required surface preparation shall be washed with a mild detergent solution, rinsed with clean potable water, and dried using a hot compressed air lance.
- d) **Asphalt Pavement.** Clean asphalt pavement surfaces using mechanical sweepers and high pressure air wash. Mechanically sweep all surfaces to remove dirt, loose aggregate, debris, and deleterious material. Air wash all surfaces using a minimum of 180 CFM clean and dry compressed air. Maintain

Polymer Concrete Overlay Systems  
Page 3 of 5

the air lance perpendicular to the surface and the tip of air lance within 12 inches of the surface. For applications on new asphalt pavement, ensure the surface has cured a minimum of 30 days prior to performing surface preparation and installation of the high friction surface treatment.

- e) **Concrete Pavement.** Clean concrete pavement surfaces by shot blasting and vacuum sweeping. Shot blast all surfaces to remove all curing compound, loosely bonded mortar, surface carbonation, and deleterious material. The prepared surface shall comply with the International Concrete Repair Institute (ICRI) standard for surface roughness CSP 5. After shot blasting, vacuum sweep all surfaces to remove all dust, debris, and deleterious material.
- f) **Concrete Bridge Deck.** Clean the entire area of the deck surface and vertical faces of curbs, barrier walls and plinths up to a height of one inch above the top elevation of the overlay, and areas to receive epoxy-sand slurry, by shot blasting and vacuum sweeping. Shot blast all surfaces to remove all curing compound, loosely bonded mortar, surface carbonation, and deleterious material. Areas to receive epoxy-sand slurry shall be cleaned to a bright, clean appearance. The prepared bridge deck surface to receive high friction surface treatment shall comply with the International Concrete Repair Institute (ICRI) standard for surface roughness CSP 5. After shot blasting, vacuum sweep all surfaces to remove all dust, debris, and deleterious material.
- g) **Pre-Treating.** Pre-treat joints and cracks greater than 1/4 inch in width and depth with properly proportioned and mixed polymer resin binder. Once the binder in the pre-treated areas has gelled, the installation of the high friction surface treatment may proceed.

- C. **Mechanized Application.** Do not apply surface treatment on a wet surface, when the ambient air or surface temperature is below 50°F or above 110°F, or when the anticipated weather conditions or surface temperature would prevent the proper application of the surface treatment as determined by the manufacturer.

Apply the polymer resin binder by a truck or trailer mounted application machine that must be capable of continually mixing and delivering the binder components on demand within the temperature range specified in varying widths of up to 12 feet wide at a uniform application thickness. Ensure that the mechanically applied distributing equipment includes accurate measuring devices and/or calibrated containers and thermometers for measuring the binder temperature prior to placement should heating be required. Operations will proceed in such a manner that will not allow the binder material to separate in the mixing lines, cure, dry, or otherwise impair retention bonding of the high friction surfacing aggregate. The application machine shall be equipped with flushing systems such that blockages of lines will not occur, and installation operations are not delayed, stopped, or otherwise compromised. Ensure that mechanical applications are capable of applying binder uniformly at a minimum rate of 10 gallons per minute. The mixed components are mechanically applied onto a prepared surface with a minimum coverage rate of 3.5 square yards per gallon at a minimum uniform thickness of 50 mils onto the surface. In addition, ensure that the application machine complies with the requirements of the binder manufacturer.

The aggregate shall be applied within 120 seconds of the binder application onto the surface. Uniformly spread aggregate immediately without causing excessive overlap of aggregate outside of coverage area. Ensure that the mechanical aggregate spreader is capable of applying a continuous application of varying widths up to 12 feet wide, in a manner to not violently disturb the wet binder film, at a rate of approximately 13-15 lbs per square yard. Complete coverage of the "wet" binder with aggregate is necessary to achieve a uniform surface. No exposed wet spots of the binder shall be visible once the aggregate is installed. The operations should proceed in such a manner that will not allow the mixed binder material to separate, cure, dry, be exposed, or otherwise harden in such a way as to impair retention and bonding of the high friction surfacing aggregate. Do not use reclaimed aggregate. Do not use vibratory or impact type compaction on the aggregate after placement.

- D. **Hand Application.** At the Engineers discretion, corrective work and application to areas such as intersections or areas less than 300 square yards, or where truck mounted application machines are not

Polymer Concrete Overlay Systems  
Page 4 of 5

applicable to the specified locations because of logistical restrictions, may be performed by hand application of the high friction surface treatment.

Do not apply surface treatment on a wet surface, when the ambient air or surface temperature is below 50°F or above 110°F, or when the anticipated weather conditions or surface temperature would prevent the proper application of the surface treatment as determined by the manufacturer.

The polymer resin binder components Part (A) and Part (B) shall be proportioned to the correct ratio (+/- 2% by volume ), mixed using a low speed high torque drill fitted with a helical stirrer.

The mixed components shall be hand applied onto a prepared surface at a minimum coverage rate of 3.5 square yards per gallon at a minimum uniform thickness of 50 mils onto the surface. Hand applied binder will be uniformly spread onto the prepared surface by the use of a continuous V notch serrated edged squeegee.

Immediately after placing the binder, apply the aggregate, in a manner to not violently disturb the wet binder film, at a rate of approximately 13-15 lbs per square yard. Do not use reclaimed aggregate. Do not use vibratory or impact type compaction on the aggregate after placement.

- E. Curing of Installed High Friction Surface Treatment.** Allow the installed high friction surface treatment to cure in accordance with manufacturer recommendations (approximately 3 hours at an ambient air temperature of at least 50 degrees Fahrenheit). Protect treated surfaces from traffic and environmental effects until the area has cured.
- F. Removal of Excess Aggregate.** Remove the excess aggregate from the treatment area and all adjacent surfaces by mechanical sweeping or vacuum sweeping the surfaces a minimum of 3 times before applying additional application and/or opening to traffic. In addition, re-sweep the treatment area and adjacent surfaces using mechanical sweeping or vacuum sweeping 48 hours after opening to traffic to remove all additional loose aggregate and aggregate shed by the action of traffic.
- G. Disposal of Waste.** All debris, excess aggregate, materials containers, and other waste shall be disposed of off the Right-of-Way at approved sites obtained by the Contractor at no cost to the Department. No separate payment will be made for the disposal of waste and debris from the project, but shall be incidental to the other items of the work.
- H. Restoration.** Any roadway features disturbed by the work or the Contractor's operations shall be restored in like kind materials and design as directed by the Engineer at no additional cost to the Department.
- I. Property Damage.** Be responsible for all damage to public and/or private property resulting from the work. Repair or replace damaged roadway features in like kind materials and design as directed by the Engineer at no additional cost to the Department. Repair or replace damaged private property in like kind materials and design to the satisfaction of the owner and the Engineer at no additional cost to the Department.
- J. On-Site Inspection.** Before submitting a bid for the work, make a thorough inspection of the site and determine existing conditions so that the work can be expeditiously performed after a contract is awarded. The Department will consider submission of a bid to be evidence of this inspection having been made. The Department will not honor any claims for money or time extension resulting from site conditions.
- K. Right-of-Way Limits.** All work is located within the existing right of way. Limit work activities to the Right-of-Way, and work and staging areas secured by the Contractor, at no additional cost to the Department. Be responsible for all encroachments onto private lands.
- L. Caution.** The information in this proposal and the type of work listed herein are approximate only and are not to be taken as an exact evaluation of the materials and conditions to be encountered during construction; the bidder must draw his/her own conclusions when developing the Unit Bid Prices for each bid item. As such, if the conditions encountered are not in accordance with the information shown, the Department does not

Polymer Concrete Overlay Systems  
Page 5 of 5

guarantee any changes to the Unit Bid Prices nor extension of the contract will be considered. The Department will pay for bid item quantity overruns, but only if pre-approved by the Engineer.

- M. Control.** Perform all work under the absolute control of the Department of Highways. Obtain the Engineer's approval of all designs required to be furnished by the Contractor prior to incorporation into the work. The Department reserves the right to have other work performed by other contractors and its own forces, and to permit public utility companies and others to do work during the construction within the limits of, or adjacent to, the project. Conduct operations and cooperate with such other parties so that interference with such other work will be reduced to a minimum. The Department will not honor any claims for money or time extension created by the operations of such other parties.

Should a difference of opinion arise as to the rights of the Contractor and others working within the limits of, or adjacent to, the project, the Engineer will decide as to the respective rights of the various parties involved in order to assure the completion of the Department's work in general harmony and in a satisfactory manner, and his/her decision shall be final and binding upon the Contractor.

#### IV. FIELD EVALUATION

High friction surface treatment locations that can be safely tested at 40 mph shall be evaluated by locked wheel skid test as per ASTM E274 between 60 and 90 days after installation. A minimum skid number of 75 SN40R is required. Installations that are not conducive to skid testing due to roadway geometrics or speed limitations shall be accepted based upon visual determination of acceptable bond and aggregate exposure.

Surface treatment applications not meeting average minimum skid test results of 75 SN **shall be removed and replaced** at no cost to the Department.

#### V. METHOD OF MEASUREMENT

- A. Maintain and Control Traffic.** See Traffic Control Plan.
- B. Site Preparation.** Other than the bid items listed, site preparation will not be measured for payment, but shall be incidental to high friction surface treatment.
- C. High Friction Surface Treatment.** The Department will measure the surface area coverage of High Friction Surface Treatment in Square Yards.

#### VI. BASIS OF PAYMENT

- A. Maintain and Control Traffic.** See Traffic Control Plan.
- B. High Friction Surface Treatment.** Payment for the accepted quantity at the Contract unit price per Square Yard shall be full compensation for furnishing all labor, materials, equipment, and incidentals for furnishing and installing High Friction Surface Treatment. Payment shall not be made prior to the final and accepted sweeping, 48 hours after installation.

SPECIAL NOTE FOR STRIPING ON HIGH FRICTION SURFACE TREATMENTS

I. DESCRIPTION

Installation of pavement striping, temporary, durable waterborne markings, and/or thermoplastic markings on High Friction Surface (HFS) Treatments.

II. CONSTRUCTION

Conduct striping under lane closures meeting the conditions of the MUTCD and Kentucky Standard Drawings and Specifications, current editions. Upon initial completion of the HFS installation, install temporary striping as the Engineer directs. Upon completion of the 48 hour vacuum sweeping, install either durable waterborne markings or thermoplastic markings, whichever the Contract specifies or as directed by the Engineer. Temporary Pavement Striping will comply with all applicable requirements within Section 112. Thermoplastic markings shall comply with all applicable requirements within Section 714. Durable waterborne markings shall comply with all applicable requirements within Section 713. Application rates of durable waterborne striping shall be as follows:

| Material                        | Paint Application Rate  | Glass Bead Application Rate |
|---------------------------------|-------------------------|-----------------------------|
| 4 inch durable waterborne paint | Min. of 24 gallons/mile | Min. of 6 pounds/gallon     |
| 6 inch durable waterborne paint | See Section 713.03.03   | See Section 713.03.04       |

III. MEASUREMENT

The Department will measure striping quantities in linear feet. NOTE: On HFS installations, the Contractor is advised that it may be necessary to install multiple passes of striping in order to achieve the required specifications. Final payment will be based on the actual length of the final striping regardless of the number passes required to meet specifications.

IV. PAYMENT

The Department will make payment for the completed and accepted quantities under the following:

| <u>Code</u> | <u>Pay Item</u>                                 | <u>Pay Unit</u> |
|-------------|---|-----------------|
| ----        | Pavement Striping - Temporary                   | Linear Foot     |
| ----        | Durable Waterborne Marking, width, color        | Linear Foot     |
| ----        | Pavement Striping - Thermoplastic, width, color | Linear Foot     |

The Department will consider payment as full compensation for all work required under this note, Section 112, Section 713, and Section 714.

July 19, 2019

SPECIAL NOTE FOR GEOCOMPOSITE REINFORCEMENT FOR ASPHALT

This Special Note will apply where indicated on the plans or in the proposal. Section references herein are to the Department’s 2019 Standard Specifications for Road and Bridge Construction.

**1.0 DESCRIPTION.** This specification covers geocomposites used as an interlayer in asphalt pavements.

**2.0 MATERIALS AND EQUIPMENT.**

**2.1 Geocomposite.** The geocomposite shall consist of a geogrid component with a non-woven geotextile (paving fabric) backing. Furnish fiberglass-reinforced or polyester geogrid coated with an elastomeric polymer. Ensure the geogrid forms a stable network such that the ribs, filaments, or yarns retain their dimensional stability, including selvages. Furnish geogrid with a non-woven paving fabric backing composed of long chain synthetic polymers that are 95 percent by weight polyolefins or polyesters.

**A) Physical Requirements.** Furnish the specified geogrid type conforming to the Physical Requirements Table and ASTM D 4759. Ensure that each geogrid shipment is accompanied by a manufacturer’s certification listing minimum average roll specification values (MARV) of each lot number for those properties listed in the table below. Furnish geogrid with a non-woven geotextile backing that conforms to AASHTO M288 Type II paving fabric with the exception of mass per unit area. Products that meet all Type II requirements except mass per unit area will be acceptable.

| PROPERTY  | TEST METHOD              | SPECIFICATION |
|---|--------------------------|---------------|
| Geogrid Tensile Strength, lb/in (min.)              | ASTM D6637 Test Method A | 560           |
| Geogrid Elongation, % (max.)                        | ASTM D6637               | < 3           |
| Melting Point of Paving Fabric Component, °F (min.) | ASTM D 276               | 320           |
| Grid Size, inch (min/max)                           | Calipered                | 0.5/1.25      |

**B) Packaging, Shipment, and Storage.** Ensure that each roll is labeled with the manufacturer’s name, product type, style number, lot number, roll number, manufactured date, roll dimensions, chemical composition, and applicable physical properties. Protect the geocomposite from direct sunlight, ultraviolet rays, flames, aggressive chemicals, mud, dirt, dust, and debris during all periods of shipment and storage. Keep geocomposite dry until installation, and do not store directly on the ground.

July 19, 2019

**2.2 Asphalt Distributor. Conform to 406.02.05.**

**2.3 Rolling Equipment.** Use pneumatic-tired rollers that weigh at least 12 tons and have 7 to 9 tires capable of inflation pressures up to 125 psi. Maintain an inflation pressure in all tires within  $\pm 5$  psi of the manufacturer's recommended pressure. Arrange the tires so that the gap between the tires of the front axle is covered by the tires of the rear axle. Mount wheels to provide equal contact pressure under each wheel. Use a tire tread that is satisfactory to the Engineer. Maintain tire size and inflation pressure such that the contact pressure is at least 80 psi.

**3.0 CONSTRUCTION.**

**3.1 Geocomposite Representative.** Ensure that a representative of the geocomposite manufacturer is on the project when work begins, and remains on call as the project progresses, to advise the Engineer.

**3.2 Weather Restrictions.** Do not place the geocomposite when weather conditions, in the opinion of the Engineer, are not suitable. Ensure the air and pavement temperatures are sufficient to allow the tack coat to hold the geocomposite in place. Specifically, ensure the temperature is at least 50 °F and rising.

**3.3 Surface Preparation.** Perform any needed base repairs and repair all potholes, cracks greater than 1/4 inch, and any badly damaged or rough pavement, which may require milling or placement of leveling, course. Ensure the surface is dry, clean, dust-free, and between 40 and 140 °F. Unless the geocomposite is precoated with an adhesive, apply tack according to the manufacturer's recommendations. This tack coat will not be measured for payment and will be considered incidental to the geocomposite. Distributor truck must be calibrated to supply the tack at the manufacturer's recommended rate before the job begins and this calibration is to be witnessed by the representative of the geocomposite manufacturer on the project. No work to install the geocomposite shall take place unless a representative from the geocomposite manufacture is on site.

**3.4 Geocomposite Placement.** Place the geocomposite while the tack coat is still tacky/broken. Keep the material flat and wrinkle free throughout the installation. Roll the geocomposite until the adhesive is activated or the geocomposite is seated in the tack coat. Clean the roller with an asphalt release agent. Brooming may be required. On sharp curves, cut the edges and fold the geocomposite over in the direction of the placement of the asphalt overlay. Overlap side joints by one to 2 inches. Overlap all end-of-roll joints by 3 to 6 inches. Ensure that the overlaps are shingled in the direction of paving.

**3.5 Asphalt Placement.** Place the asphalt overlay at a minimum 2-inch compacted thickness. Pave over the geocomposite on the same day of its placement. Except for paving equipment and vehicles, allow no traffic on the grid. Do not place tack coat on top of the interlayer grid.

**3.6 Geocomposite Repair.** Repair any visible distress that occurs due to movement of the geocomposite immediately after rolling. For small areas, remove the asphalt



July 19, 2019

mixture from the affected area; replace the geocomposite in its original position, and replace, level, and compact the asphalt mixture. Cut the geocomposite if necessary for it to lie flat.

**3.7 Sampling and Testing.** The Department will sample the geocomposite at the project site according to ASTM D 4354 and KM 64-113 at a frequency the Engineer determines. The Department will test the geocomposite for all properties possible given the testing equipment availability. When the Department determines that an individual sample fails to meet any specification requirement, the Department will reject that roll and sample two additional rolls from the same lot. When the Department determines that either of these two additional samples fails to comply with any part of the specification, the Department will reject the entire quantity of rolls represented by that sample.

**4.0 MEASUREMENT.** The Department will measure the quantity of geocomposite in square yards. The Department will not measure geocomposite when the contract indicates that the geocomposite are incidental to the work being performed or when no separate bid item for geocomposite is listed in the proposal. The Department will not measure providing the geocomposite manufacturer’s representative for payment and will consider it incidental to the geocomposite. Tack coat, applied per the geocomposite manufacturer’s recommendations, will not be paid and will be considered incidental to the geocomposite.

**5.0 PAYMENT.** The Department will make payment for the installed and accepted quantities under the following:

| <u>Code</u> | <u>Pay Item</u>                        | <u>Pay Unit</u> |
|-------------|--|-----------------|
| 25010EC     | Geocomposite Reinforcement for Asphalt | Square Yard     |

BOONE CO. I-275 ~m.p. 2.90  
LAT/LONG N 39.05986, W 84.64081  
STATION 073

SENSOR LOCATIONS ARE SCHEMATIC ONLY AND SHALL BE DETERMINED IN THE FIELD AND APPROVED BY DIVISION OF PLANNING PERSONNEL PRIOR TO ANY CONSTRUCTION. SENSORS AND HOME RUNS SHALL BE INSTALLED SUCH THAT ALL SLOTS AVOID EXPANSION JOINTS.

ALL LOOPS SHALL BE 6'X6' SQUARE AND SHALL BE INSTALLED 16' FROM LEADING EDGE TO LEADING EDGE AS SHOWN. PIEZOELECTRIC SENSORS (PIEZOS) SHALL BE INSTALLED 5' FROM THE EDGE OF LOOPS WITH THE EDGE OF EACH PIEZO FLUSH WITH THE EDGE OF THE CORRESPONDING DRIVING LANE. LOOPS AND PIEZOS SHALL BE INSTALLED SPICE-FREE TO THE CABINET AND A MINIMUM OF 2' OF WIRE FOR EACH SENSOR SHALL BE COILED AND LABELED INSIDE EACH JUNCTION BOX AND CABINET. DIVISION OF PLANNING PERSONNEL WILL CONNECT THE LOOPS AND PIEZOS INSIDE THE CABINET.

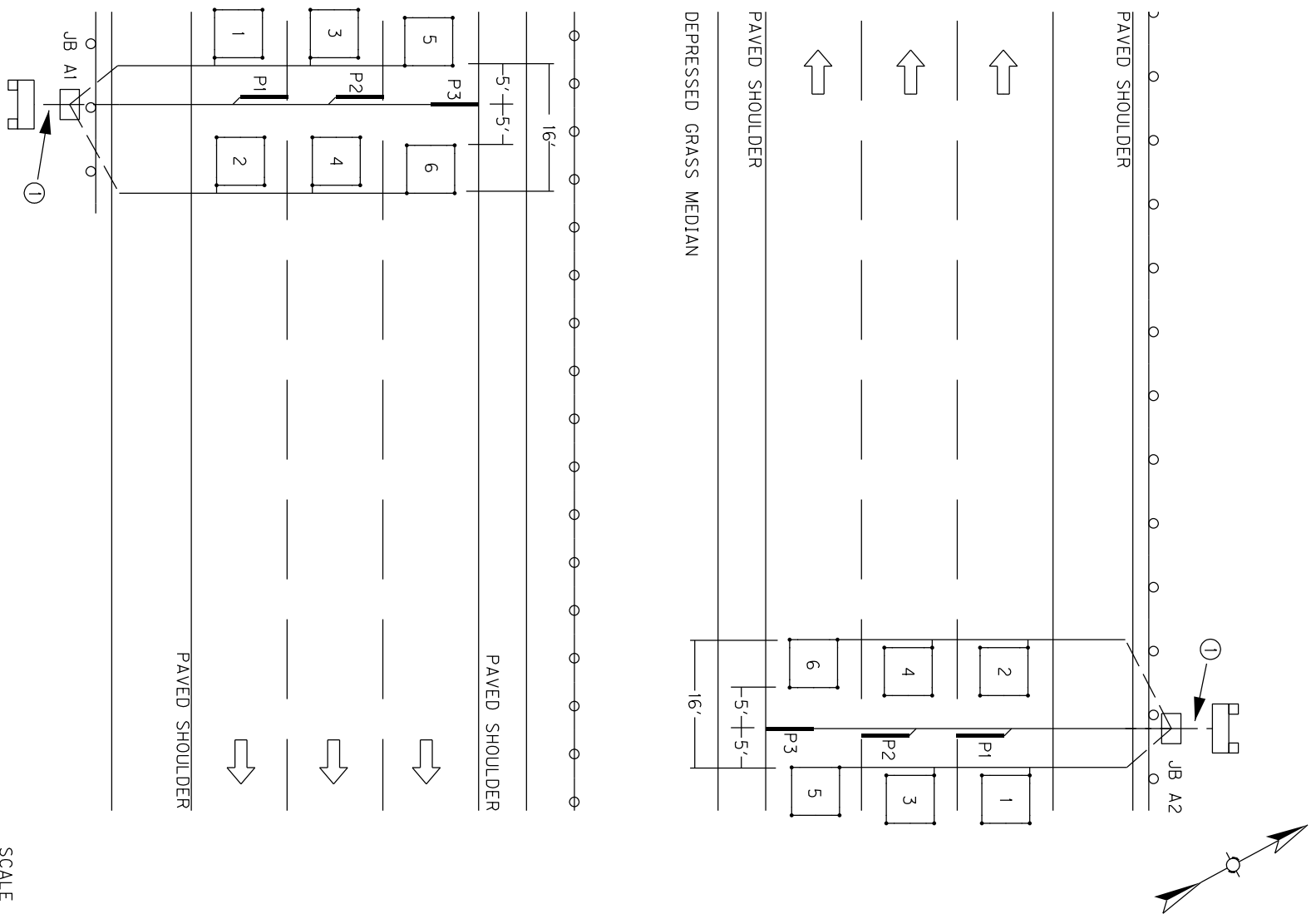
INSTALL TWO (2) TYPE A JUNCTION BOXES (JB A1 AND JB A2).

INSTALL ONE (1) 1 1/4" CONDUIT FROM EACH SAW SLOT TO NEAREST JUNCTION BOX.

INSTALL TWO (2) 20"x20"x8" CABINET MOUNTED TO TWO (2) WOOD POSTS EACH.

CODED NOTE:

① INSTALL ONE (1) 2" CONDUIT.



BOONE CO. I-275 ~m.p. 5.11  
LAT/LONG N 39.07459, W 84.67529  
STATION 074

SENSOR LOCATIONS ARE SCHEMATIC ONLY AND SHALL BE DETERMINED IN THE FIELD AND APPROVED BY DIVISION OF PLANNING PERSONNEL PRIOR TO ANY CONSTRUCTION. SENSORS AND HOME RUNS SHALL BE INSTALLED SUCH THAT ALL SLOTS AVOID EXPANSION JOINTS.

ALL LOOPS SHALL BE 6'X6' SQUARE AND SHALL BE INSTALLED 16' FROM LEADING EDGE TO LEADING EDGE AS SHOWN. PIEZOELECTRIC SENSORS (PIEZOS) SHALL BE INSTALLED 5' FROM THE EDGE OF LOOPS WITH THE EDGE OF EACH PIEZO FLUSH WITH THE EDGE OF THE CORRESPONDING DRIVING LANE. LOOPS AND PIEZOS SHALL BE INSTALLED SPICE-FREE TO THE CABINET AND A MINIMUM OF 2' OF WIRE FOR EACH SENSOR SHALL BE COILED AND LABELED INSIDE EACH JUNCTION BOX AND CABINET. DIVISION OF PLANNING PERSONNEL WILL CONNECT THE LOOPS AND PIEZOS INSIDE THE CABINET.

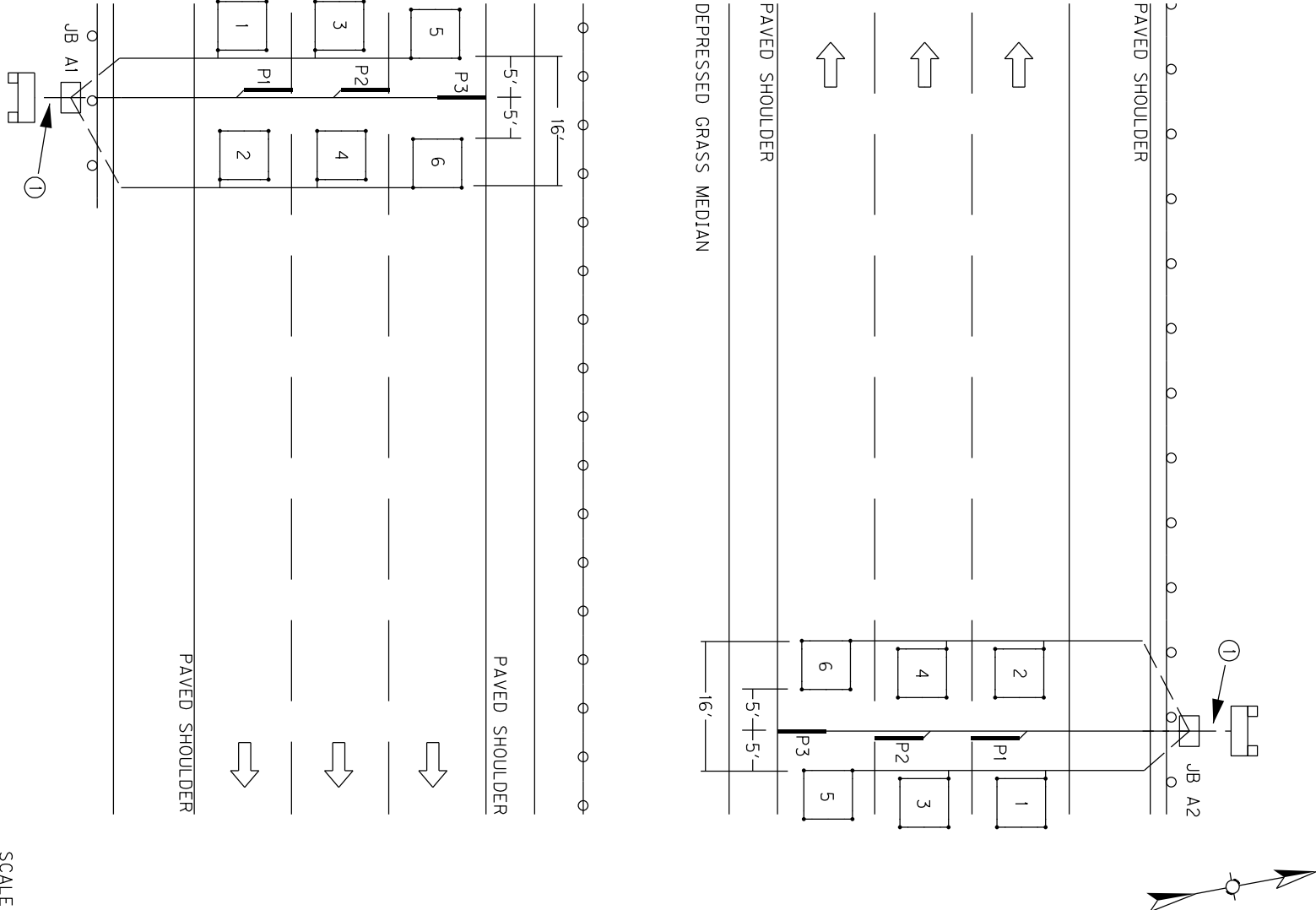
INSTALL TWO (2) TYPE A JUNCTION BOXES (JB A1 AND JB A2).

INSTALL ONE (1) 1 1/4" CONDUIT FROM EACH SAW SLOT TO NEAREST JUNCTION BOX.

INSTALL TWO (2) 20"x20"x8" CABINET MOUNTED TO TWO (2) WOOD POSTS EACH.

CODED NOTE:

① INSTALL ONE (1) 2" CONDUIT.



LAT/LONG N 39.08044, W 84.71841

STATION 766

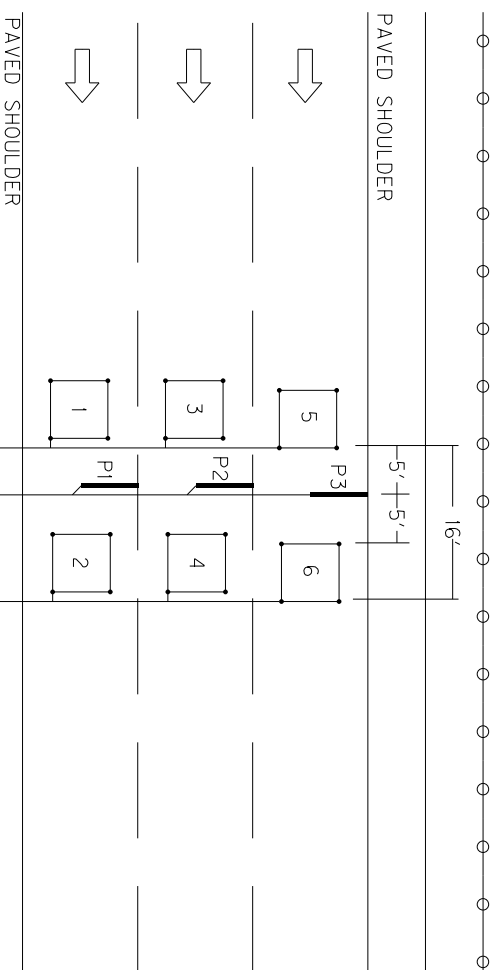
ALL LOOPS SHALL BE 6'X6' SQUARE AND SHALL BE INSTALLED 16' FROM LEADING EDGE TO LEADING EDGE AS SHOWN. PIEZOELECTRIC SENSORS (PIEZOS) SHALL BE INSTALLED 5' FROM THE EDGE OF LOOPS WITH THE EDGE OF EACH PIEZO FLUSH WITH THE EDGE OF THE CORRESPONDING DRIVING LANE. LOOPS AND PIEZOS SHALL BE INSTALLED SPLICE-FREE TO THE CABINET AND A MINIMUM OF 2' OF WIRE FOR EACH SENSOR SHALL BE COILED AND LABELED INSIDE EACH JUNCTION BOX AND CABINET. DIVISION OF PLANNING PERSONNEL WILL CONNECT THE LOOPS AND PIEZOS INSIDE THE CABINET.

INSTALL ONE (1) 1/4" CONDUIT FROM EACH SAW SLOT TO NEAREST JUNCTION BOX.

INSTALL TWO (2) 20"x20"x8" CABINET MOUNTED TO TWO (2) WOOD POSTS EACH.

CODED NOTE:

① INSTALL ONE (1) 2" CONDUIT.



BOONE CO. I-275 ~m.p. 9.93  
~LAT/LONG N 39.08848, W 84.76213  
STATION 782

SENSOR LOCATIONS ARE SCHEMATIC ONLY AND SHALL BE DETERMINED IN THE FIELD AND APPROVED BY DIVISION OF PLANNING PERSONNEL PRIOR TO ANY CONSTRUCTION. SENSORS AND HOME RUNS SHALL BE INSTALLED SUCH THAT ALL SLOTS AVOID EXPANSION JOINTS.

ALL LOOPS SHALL BE 6'X6' SQUARE AND SHALL BE INSTALLED 16' FROM LEADING EDGE TO LEADING EDGE AS SHOWN. PIEZOELECTRIC SENSORS (PIEZOS) SHALL BE INSTALLED 5' FROM THE EDGE OF LOOPS WITH THE EDGE OF EACH PIEZO FLUSH WITH THE EDGE OF THE CORRESPONDING DRIVING LANE. LOOPS AND PIEZOS SHALL BE INSTALLED SPLICE-FREE TO THE CABINET AND A MINIMUM OF 2' OF WIRE FOR EACH SENSOR SHALL BE COILED AND LABELED INSIDE EACH JUNCTION BOX AND CABINET. DIVISION OF PLANNING PERSONNEL WILL CONNECT THE LOOPS AND PIEZOS INSIDE THE CABINET.

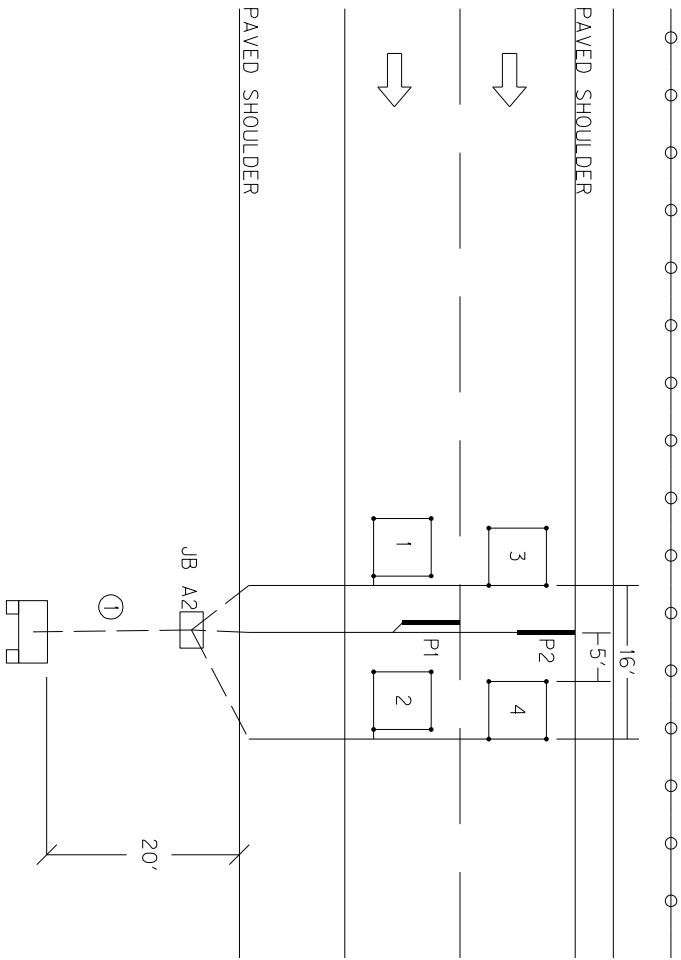
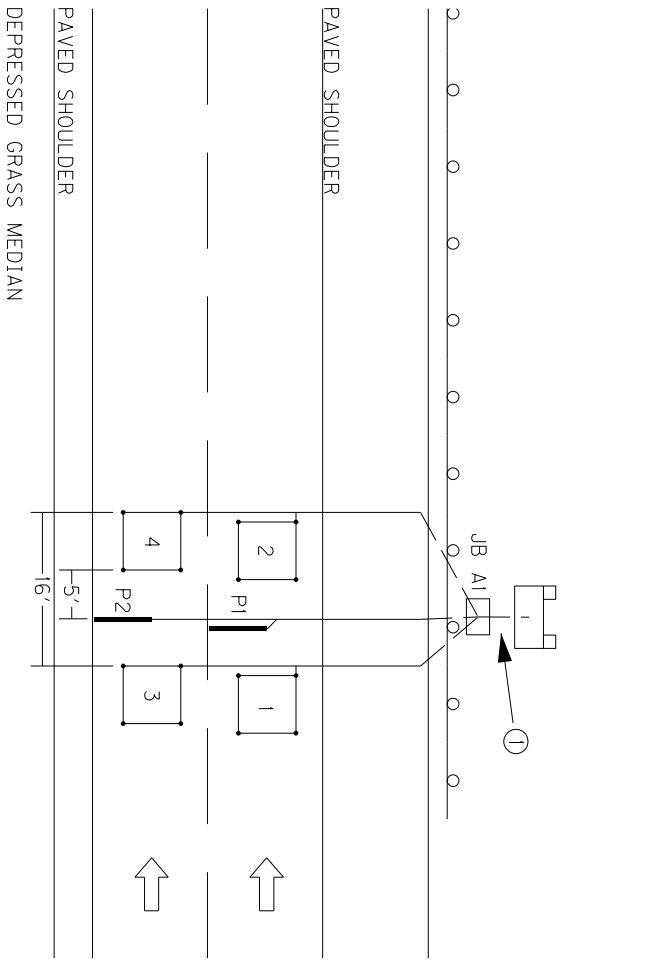
INSTALL TWO (2) TYPE A JUNCTION BOXES (JB A1 AND JB A2).

INSTALL ONE (1) 1 1/4" CONDUIT FROM EACH SAW SLOT TO NEAREST JUNCTION BOX.

INSTALL TWO (2) 20"x20"x8" CABINET MOUNTED TO TWO (2) WOOD POSTS EACH.

CODED NOTE:

① INSTALL ONE (1) 2" CONDUIT.



Permanent Traffic Data Acquisition Station  
Estimate Of Quantities

Revised February 2019

**PERMANENT TRAFFIC DATA ACQUISITION STATIONS**  
**ESTIMATE OF QUANTITIES**

| Bid Item Code | Description                    | Unit   | Quantity |
|---------------|--------------------------------|--------|----------|
| 4793          | CONDUIT 1 ¼ INCH               | LIN FT | 320      |
| 4795          | CONDUIT 2 INCH                 | LIN FT | 100      |
| 4811          | ELECTRICAL JUNCTION BOX TYPE B | EACH   |          |
| 4820          | TRENCHING AND BACKFILLING      | LIN FT | 380      |
| 4821          | OPEN CUT ROADWAY               | LIN FT |          |
| 4829          | PIEZOELECTRIC SENSOR           | EACH   | 22       |
| 4830          | LOOP WIRE                      | LIN FT | 10100    |
| 4833          | WIRE – NO. 8                   | LIN FT |          |
| 4834          | WIRE – NO. 6                   | LIN FT |          |
| 4850          | CABLE NO. 14/1 PAIR            | LIN FT |          |
| 4871          | POLE – 35’ WOODEN              | EACH   |          |
| 4895          | LOOP SAW SLOT AND FILL         | LIN FT | 2080     |
| 4899          | ELECTRICAL SERVICE             | EACH   |          |
| 20213EC       | INSTALL PAD MOUNT ENCLOSURE    | EACH   |          |
| 20359NN       | GALVANIZED STEEL CABINET       | EACH   | 8        |
| 20360ES818    | WOOD POST                      | EACH   | 16       |
| 20391NS835    | ELECTRICAL JUNCTION BOX TYPE A | EACH   | 8        |
| 20392NS835    | ELECTRICAL JUNCTION BOX TYPE C | EACH   |          |
| 20468EC       | ELECTRICAL JUNCTION BOX 10x8x4 | EACH   |          |
| 21543EN       | BORE AND JACK CONDUIT          | LIN FT |          |
| 23206EC       | INSTALL CONTROLLER CABINET     | EACH   |          |

## **MATERIAL, INSTALLATION, AND BID ITEM NOTES FOR PERMANENT TRAFFIC DATA ACQUISITION STATIONS**

---

### **1. DESCRIPTION**

Except as specified in these notes, all work shall consist of furnishing and installing all materials necessary for permanent data acquisition station equipment installation(s) and shall be performed in accordance with the current editions of:

- The Contract
- Division of Planning Standard Detail Sheets
- Kentucky Transportation Cabinet, Department of Highways, *Standard Specifications for Road and Bridge Construction*
- Kentucky Transportation Cabinet, Department of Highways, *Standard Drawings*
- National Fire Protection Association (NFPA) 70: *National Electrical Code*
- Institute of Electrical and Electronic Engineers (IEEE), *National Electrical Safety Code*
- Federal Highway Administration, *Manual on Uniform Traffic Control Devices*
- American Association of State Highway and Transportation Officials (AASHTO), *Roadside Design Guide*.
- Standards of the utility company serving the installation, if applicable

The permanent traffic data acquisition station layout(s) indicate the extent and general arrangement of the proposed installation and are for general guidance. Any omission or commission shown or implied shall not be cause for deviation from the intent of the plans and specifications. Information shown on the plans and in this proposal and the types and quantities of work listed are not to be taken as an accurate or complete evaluation of the material and conditions to be encountered during construction. The bidder must draw his own conclusion as to the conditions encountered. The Department of Highways (Department) does not give any guarantee as to the accuracy of the data and no claim will be considered for additional compensation if the conditions encountered are not in accordance with the information shown. If any modifications of the plans or specifications are considered necessary by the Contractor, details of such modifications and the reasons, therefore, shall be submitted in writing to the Engineer for written approval prior to beginning such modified work.

The Contractor shall contact all utility companies and the district utility agent prior to beginning construction to insure proper clearance and shielding from existing and proposed utilities. The Contractor shall use all possible care in excavating on this project so as not to disturb any existing utilities whether shown on the plans or not shown on the plans. Any utilities disturbed or damaged by the Contractor during construction shall be replaced or repaired to original condition by the Contractor at no cost to the department. If necessary, to avoid existing utilities, the Contractor shall hand dig areas where poles or conduit cross utilities.



Material, Installation, and Bid Item Notes for  
Permanent Traffic Data Acquisition Stations

Revised August, 2018

The Contractor shall be responsible for all damage to public and/or private property resulting from his work.

The Contractor shall inspect the project site prior to submitting a bid and shall be thoroughly familiarized with existing conditions. Submission of a bid will be considered an affirmation of this inspection having been completed. The Department will not honor any claims resulting from site conditions.

## **2. MATERIALS**

All proposed materials shall be approved prior to being utilized. The Contractor shall submit for material approval an electronic file of descriptive literature, drawings and any requested design data for the proposed materials. After approval, no substitutions of any approved materials may be made without the written approval of the Engineer.

Materials requiring sampling shall be made available a sufficient time in advance of their use to allow for necessary testing.

### **2.1. Anchoring**

#### **2.1.1. Anchor and Anchor Rod**

Anchor, except rock anchor, shall be expanding type, with a minimum area of 135 square inches.

Anchor rod shall be galvanized steel, double-eye, have a minimum diameter of 5/8 inches, and a minimum length of 84 inches. Minimum holding capacity shall be 15,400 lbs.

Rock anchor shall be galvanized steel, triple-eye, expanding type, with a minimum diameter of 3/4 inch, a minimum 53 inches long, and a minimum tensile strength of 23,000 lb.

#### **2.1.2. Guy Wire and Guy Guard**

Guy wire shall be Class A, Zinc-coated, 3/8 inch diameter, high strength grade steel (minimum 10,800 lb.) and galvanized per ASTM A475. Guy guard shall be 8' long, fully-rounded, yellow, and able to be securely attached to the guy wire.

#### **2.1.3. Strandvise for Guy Wire**

Strandvise for guy wire shall be 3/8 inch and rated to hold a minimum of 90% of the rated breaking strength (RBS) of the strand used.

### **2.2. Asphalt**

Asphalt shall be a minimum CL2 Asph Surf 0.38C PG64-22 and conform to the *Standard Specifications for Road and Bridge Construction*.

### **2.3. Backer Rod**

Backer rod shall be 1/2 inch diameter, closed cell polyethylene foam and shall meet or exceed the following physical properties:

- Density (average): 2.0 lbs/cu.ft. (minimum): ASTM D 1622 test method
- Tensile Strength: 50 PSI (minimum): ASTM D 1623 test method
- Compression Recovery: 90% (minimum): ASTM D 5249 test method
- Water Absorption: 0.03 gm/cc (maximum): ASTM C 1016 test method

2.4. Cabinets

2.4.1. Galvanized Steel Cabinet

Galvanized Steel Cabinet shall be constructed of 16 or 14 gauge galvanized steel and shall meet or exceed the industry standards set forth by UL 50 and NEMA 3R. The finish shall be an ANSI 61 gray polyester powder finish inside and out over the galvanized steel. Cabinet shall have minimum inside dimensions of 20 inches high by 20 inches wide by 8 inches deep.

The cabinet shall be equipped with the following:

- Drip shield top
- Seam-free sides, front, and back, to provide protection in outdoor installations against rain, sleet, and snow
- Hinged cover with 16 gauge galvanized steel continuous stainless steel pin.
- Cover fastened with captive plated steel screws, knob or latch
- Hasp and staple for padlocking
- No gaskets or knockouts
- Back panel for terminal block installation
- Post mounting hardware
- Terminal Blocks

2.4.2. Anchor Bolt for Pad Mounted Cabinet

Anchor bolt for pad mounted cabinet shall be galvanized steel with minimum dimensions of 3/8 inch by 6 inches.

2.5. Concrete

Concrete shall be Class A and conform to the *Standard Specifications for Road and Bridge Construction*.

2.6. Conduit and Conduit Fittings

Conduit and conduit fittings shall be rigid steel unless otherwise specified.

Conduit shall be zinc galvanized inside and out and conform to the NEC, UL Standard 6, and ANSI C-80.1.

Rigid Steel Conduit Fittings shall be galvanized inside and out and conform to the NEC, UL Standard 514B, and ANSI C-80.4. Intermediate Metal Conduit (IMC) will not be approved as an acceptable alternative to rigid steel conduit.

2.7. Conduit sealant

Conduit sealant shall be weather-, mold-, and mildew-resistant and chemically resistant to gasoline, oil, dilute acids and bases. Conduit sealant shall be closed cell type and shall meet or exceed the following properties:

- |                                    |                          |
|------------------------------------|--------------------------|
| • Cure Time                        | 20 minutes max.          |
| • Density                          | 64.4 kg/m3; 6 lbs/ft3    |
| • Compressive Strength (ASTM 1691) | 13.8 MPa; 330 or 300 psi |

- Tensile Strength (ASTM 1623) 15.9 MPa; 270 or 250 psi
- Flexural Strength (ASTM D790) 14.5 MPa; 460 or 450 psi
- Service Temperature -20 to 200 F

## **2.8. Electrical Service Meter Base**

Electrical service meter base shall meet or exceed all requirements of the National Electrical Code and the local utility providing the electrical service.

## **2.9. Electrical Service Disconnect**

Electrical service disconnect shall meet or exceed all requirements of the National Electrical Code and the local utility providing the electrical service.

## **2.10. Flashing Arrow**

Flashing Arrow shall conform to the *Standard Specifications for Road and Bridge Construction*.

## **2.11. Ground Fault Circuit Interrupter (GFCI) Receptacle**

Ground Fault Circuit Interrupter Receptacle shall be 2-pole, 3-wire, 20 Amp, 125 Volt, 60 Hz, NEMA 5-20R configuration and meet or exceed the following standards and certifications:

- NEMA WD-1 and WD-6
- UL 498 and 943
- NOM 057
- ANSI C-73

This item shall include a UL listed, 4 inch x4 inch x 2<sup>1</sup>/<sub>8</sub> inch box with <sup>3</sup>/<sub>4</sub> inch side and end knockouts and a 1½ inches deep, single-receptacle cover to house the GFCI receptacle. Box and cover shall be hot rolled, galvanized steel with a minimum thickness of 0.62 inches.

## **2.12. Grounding**

### **2.12.1. Ground Rod**

Ground Rod shall be composite shaft consisting of a pure copper exterior (5 mil minimum) that has been inseparably molten welded to a steel core. Ground Rod shall have a minimum diameter of 5/8 inch, a minimum length of 8 feet and shall be manufactured for the sole purpose of providing electrical grounding.

### **2.12.2. Ground Rod Clamp**

Ground rod shall be equipped with a one piece cast copper or bronze body with a non-ferrous hexagonal head set screw and designed to accommodate a 10 AWG solid through 2 AWG stranded grounding conductor.

## **2.13. Grout**

### **2.13.1. Grout for Inductive Loop Installation**

Grout for inductive loop installation shall be non-shrink, shall meet the requirements of the *Standard Specifications for Road and Bridge Construction*,

and shall be included on the KYTC Division of Materials, *List of Approved Materials*.

### **2.13.2. Grout for Piezoelectric Sensor Installation**

Grout for piezoelectric sensor installation shall be per the piezoelectric sensor manufacturer's recommendation. Grout shall be suitable for installation in both asphalt and Portland cement pavements. Grout shall have a short curing time (tack free in ten minutes; open to traffic in forty minutes; and fully cured within sixty minutes) to prevent unnecessary lane closure time and should be of sufficient consistency to prevent running when applied on road surfaces with a drainage cross slope. Particulate matter within the grout shall not separate or settle and the grout shall not shrink during the curing process.

## **2.14. Hardware**

Except where specified otherwise, all hardware such as nuts, bolts, washers, threaded ends of fastening devices, etc. with a diameter less than 5/8 inch shall be passivated stainless steel, alloy type 316 or type 304. Stainless steel hardware shall meet ASTM F593 and F594 for corrosion resistance. All other nuts and bolts shall meet ASTM A307 and shall be galvanized.

### **2.14.1. Conduit Strap**

Conduit strap shall be double-hole, stainless steel, and sized to support specified conduit. Conduit strap shall attach to wood pole or post with two 2 1/4 inch wood screws.

### **2.14.2. Mounting Strap for Pole Mount Cabinet**

Mounting strap for pole mount cabinet shall be 3/4 inch x 0.03 inch stainless steel; equipped with clips or buckles to securely hold strap.

### **2.14.3. Metal Framing Channel and Fittings**

Metal framing channel shall be 1 5/8 inches wide galvanized steel that conforms to ASTM A1011 and ASTM A653. One side of the channel shall have a continuous slot with in-turned edges to accommodate toothed fittings.

Fittings shall be punch pressed from steel plates and conform to ASTM A575 and the physical requirements of ASTM A1011.

## **2.15. Junction Box**

### **2.15.1. Junction Box Type A, B, or C**

Junction Box Type A, B, or C shall meet or exceed ANSI/SCTE 77-2007, Tier 15. Box shall have an open bottom. A removable, non-slip cover marked "PLANNING" shall be equipped with a lifting slot and attached with a minimum of two 3/8 inch stainless steel hex bolts and washers. Type A Box shall have nominal inside dimensions of 13 inches wide by 24 inches long by 18 inches deep. Type B Box shall have nominal inside dimensions of 11 inches wide by 18 inches long by 12

inches deep. Type C Box shall have nominal inside dimensions of 24 inches wide by 36 inches long by 30 inches deep.

**2.15.2. Aggregate for Junction Box Type A, B, or C**

Aggregate for junction box type A, B, or C shall be gradation size no. 57 and conform to the *Standard Specifications for Road and Bridge Construction*.

**2.15.3. Junction Box 10x8x4**

Junction Box Type 10x8x4 shall be constructed of a UV-stabilized, nonmetallic material or non-rusting metal and be weatherproof in accordance with NEMA 4X. Box shall be equipped with an overhanging door with a continuous durable weatherproof gasket between the body and door. Door shall be hinged with screws, hinge(s) and pin(s) and shall be equipped with a padlockable latch on the side opposite the hinge(s). Junction Box 10x8x4 shall have minimum inside dimensions of 10 inches high by 8 inches wide by 4 inches deep.

**2.16. Maintain and Control Traffic**

Materials for the bid item Maintain and Control Traffic shall conform to the *Standard Specifications for Road and Bridge Construction*, and the KYTC Department of Highways *Standard Drawings*.

**2.17. Piezoelectric Sensor**

Piezoelectric sensor (piezo) shall provide a consistent level voltage output signal when a vehicle axle passes over it, shall have a shielded transmission cable attached, and shall meet the following requirements:

- Dimensions: such that sensor will fit in a ¾ inch wide by 1 inch deep saw cut. Total length shall be 6 feet unless specified otherwise.
- Output uniformity: ± 7% (maximum)
- Typical output level range: 250mV (minimum) from a wheel load of 400 lbs.
- Working temperature range: -40° to 160° F.
- Sensor life: 30 million Equivalent Single Axle Loadings (minimum)

Shielded transmission cable shall be coaxial and shall meet the following requirements:

- RG 58C/U with a high density polyethylene outer jacket rated for direct burial
- Length shall be a minimum of 100 feet. Installations may exceed 100 feet so the piezo shall be supplied with a lead-in of appropriate length so that the cable can be installed splice-free from the piezo to the cabinet.
- Soldered, water resistant connection to the sensor.

One installation bracket for every 6 inches of sensor length shall also be supplied. Piezo shall be a RoadTrax BL Class I or approved equal.

**2.18. Saw Slot Sealant**

Saw Slot Sealant shall be non-shrink, non-stringing, moisture cure, polyurethane

encapsulant suitable for use in both asphalt and concrete pavements. It shall provide a void-free encapsulation for detector loop cables and adequate compressive yield strength and flexibility to withstand heavy vehicular traffic and normal pavement movement.

The cured encapsulant shall meet or exceed the following:

- Hardness (Indentation): 35-65 Shore A, ASTM D2240
- Tensile Strength: 150 psi minimum, ASTM D412
- Elongation: 125% minimum 2 inch/minute pull, ASTM D412
- Tack-free Drying Time: 24 hours maximum, ASTM C679
- Complete Drying Time: 30 hours maximum, KM 64-447
- Chemical Interactions (seven day cure at room temperature, 24-hour immersion, KM 64-446):
  - Motor Oil: No effect
  - Deicing Chemicals: No effect
  - Gasoline: Slight swell
  - Hydraulic Brake Fluid: No effect
  - Calcium Chloride (5%): No effect

## **2.19. Seeding and Protection**

Material for Seeding and Protection shall be Seed Mixture Type I and conform to the *Standard Specifications for Road and Bridge Construction*.

## **2.20. Signs**

Materials for signs shall conform to the *Standard Specifications for Road and Bridge Construction*.

## **2.21. Splicing Materials**

### **2.21.1. Electrical Tape**

Electrical tape shall be a premium grade, UL-listed, all-weather, vinyl-insulating tape with a minimum thickness of 7 mil. Tape shall be flame retardant and resistant to abrasion, moisture, alkalis, acids, corrosion, and weather (including ultraviolet exposure).

### **2.21.2. Splice Kit**

Splice kit shall be inline resin-type and rated for a minimum of 600V. Resin shall be electrical insulating-type and shall provide complete moisture and insulation resistance.

## **2.22. Steel Reinforcing Bar**

Steel reinforcing bar shall be #5 and shall conform to the *Standard Specifications for Road and Bridge Construction*.

## **2.23. Terminal Block**

Terminal block shall be rated for a minimum of 300 V and have a minimum of six



terminal pairs with 9/16-inch nominal spacing (center to center) for connecting loop and piezoelectric sensor wires to cable assemblies. Terminal block shall have screw type terminal strips to accommodate wire with spade-tongue ends.

## **2.24. Warning Tape**

Warning tape shall be acid and alkali resistant formulated for direct burial. Tape shall be a minimum of 3 inches wide by 4.0 mils (nominal) thick, and shall be permanently imprinted with a minimum 1 inch black legend on a red background warning of an electric line. Tape shall meet or exceed the following industry specifications:

- American Gas Association (AGA) 72-D-56
- American Petroleum Institute (API) RP 1109
- American Public Works Association (APWA) Uniform Color Code
- Department of Transportation (DOT) Office of Pipeline Safety USAS B31.8
- Federal Gas Safety Regulations S 192-321 (e)
- General Services Administration (GSA) Public Buildings Service Guide: PBS 4-1501, Amendment 2
- National Transportation Safety Board (NTSB) PSS 73-1
- Occupational Safety and Health Administration (OSHA) 1926.956 (c) (1)

## **2.25. Wire and Cable**

All cable and wire shall be plainly marked in accordance with the National Electrical Code (NEC).

### **2.25.1. Loop Wire**

Loop wire shall be 14 AWG, stranded, copper, single conductor, and shall conform to the International Municipal Signal Association (IMSA) Specification No. 51-7.

### **2.25.2. Cable No. 14/1 Pair**

Cable No. 14/1 pair loop lead-in cable shall be 14 AWG, stranded, copper paired, electrically shielded conductors, and shall conform to IMSA 19-2.

### **2.25.3. Grounding conductor**

Grounding conductor and bonding jumper shall be solid or stranded, 4 AWG bare copper.

### **2.25.4. Service Entrance Conductor**

Service entrance conductor shall be stranded, copper, Type USE-2, sized as required to comply with the NEC.

### **2.25.5. Terminal for electrical wire or cable**

Terminal for electrical wires or cables shall be insulated, solderless, spade tongue terminals of correct wire and stud size. Terminal for electrical wires or cables shall be incidental to the wire or cable (including piezoelectric sensor transmission cable) to be connected to terminal strips.

**2.26. Wood Post**

Wood post shall be Southern Pine pretreated to conform to the American Wood Preservers' Association (AWPA) C-14 or UC4B and shall have minimum dimensions of 4 inches by 4 inches by 8 feet long (for Galvanized Steel Cabinet) or 4 feet long (for Junction Box 10x8x4), sawed on all four sides with both ends square.

**2.27. Wooden Pole**

Wooden pole shall be a Class IV wood pole of the length specified and shall conform to the *Standard Specifications for Road and Bridge Construction* except the pole shall be treated in accordance with AWPA P9 Type A.

### **3. CONSTRUCTION METHODS**

The plans indicate the extent and general arrangement of the installation and are for guidance. When the Contractor deems any modifications to the plans or specifications necessary, details of such changes and the reasons shall be submitted in writing to the engineer for written approval prior to beginning the modified work.

After the project has been let and awarded, the Division of Construction shall notify the Division of Planning of the scheduled date for a Pre-Construction meeting so that prior arrangements can be made to attend. This will allow the Division of Planning an opportunity to address any concerns and answer any questions that the Contractor may have before beginning the work.

The Division of Planning Equipment Management Team (502-564-7183) shall be notified a minimum of seven days before any work pertaining to these specifications begins to allow their personnel the option to be present during installation.

Unless otherwise specified, installed materials shall be new.

Construction involving the installation of loops or piezoelectric sensors shall not be performed when the temperature of the pavement is less than 38°F.

A final inspection will be performed by a member of the Central Office Division of Planning equipment staff after the installation is complete to verify that the installation is in compliance with the plans and specifications.

Any required corrective work shall be performed per the *Standard Specifications for Road and Bridge Construction*.

#### **3.1. Anchoring**

Furnish: Anchor, anchor rod, guy wire, strand vise, guy guard.

Anchor shall be installed in relatively dry and solid soil. Rock anchor shall be installed in solid rock. Excavate the hole at a 45° to 60° angle in line with the guy (hole size shall be slightly larger than the expanded anchor – see manufacturer's recommendation). Attach rod to anchor, install assembly into hole, and expand anchor. Backfill and tamp entire disturbed area. The effectiveness of the anchor is dependent upon the thoroughness of backfill tamping. Attach guy to strand vise on pole and anchor rod and tighten to required tension. Install guy guard on guy.

#### **3.2. Bore and Jack Pipe – 2”**

Furnish: Steel Encasement Pipe, 2”

Bore and jack pipe – 2” shall conform to the Section 706 of the *Standard Specifications for Road and Bridge Construction*.

### **3.3. Cleanup and Restoration**

Furnish: Seed Mix Type 1 (as required); fertilizer (as required); agricultural limestone (as required); mulch or hydromulch (as required); tackifier (as required).

The Contractor shall be responsible for repairing any damage to public and/or private property resulting from his work. Upon completion of the work, restore all disturbed highway features in like kind design and materials. This shall include filling any ruts and leveling ground appropriately. Contractor shall dispose of all waste and debris off the project. Sow all disturbed earthen areas with Seed Mix Type 1 per Section 212 of the *Standard Specifications for Road and Bridge Construction*. All materials and labor necessary for cleanup and restoration shall be considered incidental to other bid items.

### **3.4. Conduit**

Furnish: Conduit; conduit fittings; bushings (grounding where required); LB condulets (as required); weatherheads (as required); conduit straps; hardware; conduit sealant.

Conduit that may be subject to regular pressure from traffic shall be laid to a minimum depth of 24 inches below grade. Conduit that will not be subject to regular pressure from traffic shall be laid to a minimum depth of 18 inches below grade.

Conduit ends shall be reamed to remove burrs and sharp edges. Cuts shall be square and true so that the ends will butt together for the full circumference of the conduit. Tighten couplings until the ends of the conduit are brought together. Do not leave exposed threads. Damaged portions of the galvanized surfaces and untreated threads resulting from field cuts shall be painted with an Engineer-approved, rust inhibitive paint. Conduit bends shall have a radius of no less than 12 times the nominal diameter of the conduit, unless otherwise shown on the plans.

Contractor shall install a bushing (grounding bushing where required) on both ends of all conduits. Cap spare conduits on both ends with caps or conduit sealant.

Conduit openings in junction boxes and cabinets shall be waterproofed with a flexible, removable conduit sealant, working it around the wires, and extending it a minimum 1 inch into the end of the conduit.

After the conduit has been installed and prior to backfilling, the conduit installation shall be inspected and approved by the Engineer.

### **3.5. Electrical Service**

Furnish: Meter base, service disconnect, wire, GFCI AC duplex receptacle with box and cover; conduit, conduit fittings, bushings (grounding where required); LB condulets (as required); weatherhead; conduit straps; hardware; conduit sealant; ground rod with clamp; grounding conductor.

Prior to any construction, the Contractor shall initiate a work order with the local power

company for the installation of electrical service to the site. A representative from the Division of Planning and the local power company shall be consulted prior to choosing an exact location for the pole. The Contractor shall clear the right-of-way for the electrical service drop.

Contractor shall obtain electrical inspections, memberships, meter base, service disconnect and any other requirements by the utility serving the installation and pay all fees as required.

Install meter-base and disconnect panel with a 30-ampere, fused, circuit breaker inside. Install a manufactured weatherproof hub connectors to connect the conduit to the top of the meter base and service disconnect.

Install a rigid  $\frac{3}{4}$  inch conduit with three 8 AWG service conductors from the cabinet, through the service disconnect to the meter base and a  $1\frac{1}{4}$ " conduit with three 8 AWG service conductors from the meter base to a weatherhead two feet from the top of the electrical service pole. Install conduit straps 30 inches on center and provide a drip loop where the wire enters the weatherhead. Splice electric drop with service entrance conductors at the top of the pole.

The limit of conduit incidental to "Install Electrical Service" for a pad mounted cabinet is 24 inches beyond face of service pole.

Install a 120-volt, 20-amp GFCI AC duplex receptacle with box and cover in the automatic data recorder (ADR) cabinet.

Install a ground rod with clamp. Install a grounding conductor wire from the meter base, through the disconnect panel, to the ground rod clamp. Install grounding conductor in  $1\frac{3}{4}$ " conduit from service disconnect to ground rod.

After completing the installation and before the electrical service is connected, obtain a certificate of compliance from the Kentucky Department of Housing, Buildings and Construction, Electrical Inspection Division.

### **3.6. Flashing Arrow**

Furnish: Arrow Panel

Construction of Flashing Arrow shall conform to the *Standard Specifications for Road and Bridge Construction*.

### **3.7. Galvanized Steel Cabinet**

Furnish: Cabinet; wood posts; concrete; conduit fittings; metal framing channel; pipe clamp; terminal block(s); spade tongue wire terminals; wire labels; hardware.

Where right-of-way allows, locate the cabinet such that it is outside the clear zone in accordance with the *Roadside Design Guide*. Install Cabinet such that the door of the

cabinet faces the roadway.

Excavate as required and install wood posts to a depth of 36 inches and place concrete around posts as shown on the standard detail sheets. Install metal framing channel with pipe clamp between posts.

Install Cabinet on wood posts 38 inches above the finished grade as shown on the standard detail sheets. Install a unistrut between posts when two posts are specified.

Install the required number of terminal blocks on the cabinet back plate. Install a spade tongue terminal on each loop and piezo sensor wire entering the cabinet and connect wires to terminal block(s). Wiring shall be neat and orderly. Label all wires and cables inside cabinet.

Install conduit from ground to cabinet and attach to pipe clamp. Install locknuts to attach conduit to cabinet and install a conduit bushing as shown on the standard detail sheets.

### **3.8. Grounding**

Furnish: Ground rod with clamp; grounding conductor.

At sites with electrical or solar service, all conduits, poles, and cabinets shall be bonded to ground rods and the electrical system ground to form a complete grounded system.

Install such that top of ground rod is a minimum of 3 inches below finished grade.

Grounding systems shall have a maximum 25 ohms resistance to ground. If the resistance to ground is greater than 25 ohms, two or more ground rods connected in parallel shall be installed. Adjacent ground rods shall be separated by a minimum of 6 feet.

### **3.9. Install Pad Mount Enclosure**

Furnish: Concrete; anchor bolts with washers and nuts; conduit; conduit fittings; conduit grounding bushings; ground rod with clamp; grounding conductor; conduit sealant; wooden stakes (where required); wire labels; hardware.

The Contractor shall be responsible for securing the enclosure from the Central Office Division of Planning Warehouse in Frankfort and transporting it to the installation site.

Where right-of-way allows, locate the enclosure such that it is outside the clear zone in accordance with the *Roadside Design Guide*.

Excavate as required, and place concrete to construct the enclosure foundation as specified on the standard detail sheets. Install enclosure on the concrete base such that the door(s) of the enclosure opens away from traffic (hinges away from traffic). Install anchor bolts, washers, and nuts to secure the enclosure to the foundation.

Install ground rod with clamp and install one ¾ inch rigid conduit from enclosure base to

ground rod. Install a grounding conductor from ground rod to enclosure base and bond to each conduit bushing in the base.

Install one ¾ inch rigid steel conduit for electrical service from the base of the enclosure to 24 inches beyond the concrete base. Make all field wiring connections to the electrical service, as applicable.

If electrical service is not provided as a bid item in the contract, plug conduit on both ends with a cap, conduit sealant, or electrical tape. Mark the location of the buried conduit end with a wooden stake labeled “¾ in. conduit.”

Install specified rigid steel conduit(s) into the base of the enclosure for sensor wire entry. Install one spare 2 inch conduit from the enclosure base to 2 feet beyond the concrete base. Plug spare conduit on both ends with a cap, conduit sealant or electrical tape.

The limit of all conduits incidental to “Install Pad Mount Enclosure” is 24 inches beyond the edge of the concrete base.

Wiring in enclosure shall be neat and orderly. Label all wires and cables inside enclosure. KYTC personnel will furnish and install terminal blocks and connect sensors to terminal blocks.

### **3.10. Install Controller Cabinet**

Furnish: Mounting brackets; mounting straps; conduit; LB condulets; conduit fittings; conduit grounding bushings; ground rod with clamp; grounding conductor; cable staples; conduit sealant; wooden stakes (where required); wire labels; hardware.

The Contractor shall be responsible for securing the cabinet from the Central Office Division of Planning Warehouse in Frankfort and transporting it to the installation site. Any existing holes in the cabinet not to be reused shall be covered or plugged to meet NEC requirements.

Install mounting brackets and secure cabinet to pole with mounting straps.

Install a ground rod with clamp. Install grounding conductor in 1-¾” conduit from cabinet to ground rod.

Install one ¾ inch rigid steel conduit with two lb condulets from cabinet to electrical service disconnect box. Make all field wiring connections to the electrical service, as applicable.

If electrical service is not provided as a bid item in the contract, plug conduit on both ends with cap, plumbers putty, conduit sealant, or electrical tape. Mark the location of the buried conduit end with a wooden stake labeled “¾ in. conduit”.

Install specified rigid steel conduit(s) and type LB conduit(s) into the bottom of the

cabinet for sensor wire entry. The limit of conduits incidental to "Install Controller Cabinet" is 24 inches beyond the face of the pole.

Wiring in cabinet shall be neat and orderly. Label all wires and cables inside cabinet. KYTC personnel will furnish and install terminal blocks and connect sensors to terminal blocks.

### **3.11. Junction Box Type 10x8x4**

Furnish: Junction box; wood post; conduit fittings; wire labels; hardware.

Where right-of-way allows, locate the junction box such that it is outside the clear zone in accordance with the Roadside Design Guide.

Excavate as required and install wood post(s) to a depth of 18 inches. Install junction box on wood post such that the bottom of the box is 18 inches above the finished grade as shown on the standard detail sheets. Box shall be installed with four (4) 2½ inch wood screws and washers.

Install locknuts to attach conduit to junction box and install a conduit bushing as shown on the standard detail sheets.

Wiring inside box shall be neat and orderly. Label all wires and cables inside box.

### **3.12. Junction Box Type A, B, or C**

Furnish: Junction box, No. 57 aggregate; grounding conductor

Excavate as required and place approximately 12 inches of No. 57 aggregate beneath the proposed junction box to allow for drainage. Install specified junction box type A, B, or C near the edge of pavement, flush with finished grade per the detail sheets. Where required, orient the box so that the dimensions comply with the National Electrical Code. Stub conduits with grounding bushings into junction box at its base to accommodate wires and connect grounding conductor to all grounding bushings. Backfill to existing grade, and restore disturbed area to the satisfaction of the Engineer.

Wiring inside box shall be neat and orderly. Label all wires and cables inside box.

### **3.13. Loops - Proposed**

Furnish: Wire; saw slot sealant; backer rod; grout; conduit sealant.

The plans and notes specify the approximate location for loop installations. Prior to sawing slots or drilling cores, the Contractor shall meet with a representative of the Division of Planning to verify the precise layout locations on site. Avoid expansion joints and pavement sections where potholes, cracks, or other roadway flaws exist.

Upon completion of this meeting, the Contractor shall measure out and mark the proposed loop locations with spray paint or chalk such that the saw slots will be parallel



and perpendicular to the direction of traffic. Marked lines shall be straight and exact to the locations determined and sized as shown on the plans. Unless indicated otherwise, loops shall be 6 feet by 6 feet square and loops in the same lane shall be spaced 16 feet from leading edge to leading edge.

On resurfacing, rehabilitation, and new construction projects that include new asphalt pavement, the Contractor shall install loops prior to laying the final surface course. On projects with milling and texturing, the Contractor may install the loops prior to or after the milling operation; however, if installed prior to milling, the Contractor shall be responsible for ensuring that the loops are installed at a depth such that the milling operation will not disturb the newly installed loops. The Contractor shall correct damage caused by the milling operations to newly installed loops prior to placement of the final surface course at no additional cost to the Cabinet.

For projects that include the installation of new asphalt and piezoelectric sensors, the Contractor shall mark or otherwise reference all loops installed prior to the final surface course such that the loops can be accurately located when the piezoelectric sensors are installed after placement of the final surface course.

For projects that do not have asphalt surfacing, the Contractor shall install the loops in the surface of the pavement.

The Prime Contractor shall coordinate the installation of loops with the electrical sub-Contractor and the Engineer to ensure correct operation of the completed installation.

The following is a typical step by step procedure for the installation of a loop.

- Carefully mark the slot to be cut, perpendicular to the flow of traffic and centered in the lane.
- Make each saw-cut 3/8-inch wide and at a depth such that the top of the backer rod is a minimum of 2 inches below the surface of rigid (PCC/Concrete) pavement or 4 inches below the surface of asphalt pavement.
- Drill a 1½ inch core hole at each corner and use a chisel to smooth corners to prevent sharp bends in the wire.
- Clean ALL foreign and loose matter out of the slots and drilled cores and within 1 foot on all sides of the slots using a high pressure washer.
- Completely dry the slots and drilled cores and within 1 foot on all sides of the slots using oil-free forced air, torpedo heaters, electric heaters, or natural evaporation, depending on weather conditions. Be very careful not to burn the asphalt if heat is used.
- Measure 9-12 inches from the edge of the paved surface (shoulder break or face of curb) and drill a 1½ inch hole on a 45° angle to the conduit adjacent to the roadway.
- Closely inspect all cuts, cores, and slots for jagged edges or protrusions prior to the placement of the wire. All jagged edges and protrusions shall be ground or re-cut and cleaned again.

- Place the loop wire splice-free from the termination point (cabinet or junction box) to the loop, continue around the loop for four turns, and return to the termination point.
- Push the wire into the saw slot with a blunt object such as a wooden stick. Make sure that the loop wire is pushed fully to the bottom of the saw slot.
- Install conduit sealant to a minimum of 1" deep into the cored 1½ inch hole.
- Apply loop sealant from the bottom up and fully encapsulate the loop wires in the saw slot. The wire should not be able to move when the sealant has set.
- Cover the encapsulated loop wire with a continuous layer of backer rod along the entire loop and home run saw slots such that no voids are present between the loop sealant and backer rod.
- Finish filling the saw cut with non-shrinkable grout per manufacturer's instructions. Alleviate all air pockets and refill low spaces. There shall be no concave portion to the grout in the saw slot. Any excess grout shall be cleaned from the roadway to alleviate tracking.
- Clean up the site and dispose of all waste off the project.
- Ensure that the grout has completely cured prior to subjecting the loop to traffic. Curing time varies with temperature and humidity.

Exceptions to installing loop wire splice-free to the junction box or cabinet may be considered on a case-by-case basis and must be pre-approved by the Engineer. If splices are allowed, they shall be located in a junction box and shall conform to the construction note for Splicing.

If loop lead-in cable (Cable No. 14/1 Pair) is specified, cable shall be installed splice free to the cabinet ensuring that extra cable is left in each junction box or cabinet. All wires and cables shall be labeled in each junction box and cabinet.

Loop inductance readings shall be between 100 and 300 microhenries. The difference of the loop inductance between two loops in the same lane shall be  $\pm 20$  microhenries. Inductance loop conductors shall test free of shorts and grounds. Upon completion of the project, all loops must pass an insulation resistance test of a minimum of 100 million ohms to ground when tested with a 500 Volt direct current potential in a reasonably dry atmosphere between conductors and ground.

### **3.14. Loops – Existing**

When noted on a data collection station layout sheet that there are existing inductive loops within the limits of the project, notify the Engineer in writing, a minimum of 14 calendar days prior to beginning milling operations. After milling and prior to placing asphalt inlay, conduct an operating test on the existing inductance loops at the control cabinet in the presence of the Engineer to determine if the inductance loop conductors have an insulating resistance of a minimum of 100 megohms when tested with a 500 volt direct current potential in a reasonably dry atmosphere between conductors and ground. The Department may also conduct its own tests with its own equipment.

If the tests indicate the loop resistances are above the specified limit and the Engineer determines the system is operable, proceed with the asphalt inlay. If the test indicates the loop resistance is not within the specified limits or if the Engineer determines the system is otherwise not operable, prior to placing the asphalt inlay install and test new loop detectors according to the station layout, notes, and Detail Drawings.

The Engineer will contact and maintain liaison with the District Planning Engineer and the Division of Planning in order to coordinate any necessary work.

### **3.15. Maintain and Control Traffic**

Furnish (all as required): Drums, traffic cones, barricades used for channelization purposes, delineators, and object markers.

Maintain and Control Traffic shall conform to the plans, the Standard Specifications for Road and Bridge Construction, and the KYTC Department of Highways Standard Drawings.

### **3.16. Open Cut Roadway**

Furnish: Concrete, reinforcing bars.

Excavate trench by sawing and chipping away roadway to dimensions as indicated on the detail sheets. After placing conduit, install concrete and steel reinforcing bars per the *Standard Specifications for Road and Bridge Construction*. Restore any disturbed sidewalk to its original condition.

### **3.17. Piezoelectric Sensor**

Furnish: Piezoelectric sensor and cable; sensor support brackets; saw slot sealant; backer rod; grout; conduit sealant.

The plans and notes specify the approximate location for piezoelectric sensor (piezo) installations. Prior to sawing slots or drilling cores, the Contractor shall meet with a representative of the Division of Planning to verify the final layout on site. Avoid expansion joints and pavement sections where potholes, cracks, or other roadway flaws exist. Roadway ruts at the proposed piezo location shall not be in excess of 1/2 inch under a 4-foot straight edge.

Install the piezo perpendicular to traffic in the final surface course of the pavement. Locate the sensor in the lane as shown on the site layout drawing. Eleven-foot length sensors shall be centered in the lane.

The following is a typical step by step procedure for the installation of a piezo. Refer specifically to the manufacturer's instructions provided with the sensor prior to installation.

- Carefully mark the slot to be cut, perpendicular to the flow of traffic and properly positioned in the lane.

Material, Installation, and Bid Item Notes for  
Permanent Traffic Data Acquisition Stations

Revised August, 2018

- It is strongly recommended that a ¾ inch wide diamond blade be used for cutting the slot, or that blades be ganged together to provide a single ¾ inch wide cut. The slot shall be wet cut to minimize damage to the pavement.
- Cut a slot ¾ inch wide ( $\pm 1/16$  inch) by 1 inch minimum deep. The slot should be a minimum of 2 inches longer than the sensor (including the lead attachment). Drop the saw blade an extra ½ inch down on both ends of the sensor. The lead out of the passive cable should be centered on the slot.
- Cut the slot for the passive cable ¼ inch wide and at a depth so that the top of the backer rod is a minimum of 2 inches below the road surface.
- Clean ALL foreign and loose matter out of the slot and within 1 foot on all sides of the slot using a high pressure washer.
- Completely dry the slot and within 1 foot on all sides of the slot using oil-free forced air, torpedo heaters, electric heaters, or natural evaporation, depending on weather conditions. Be very careful not to burn the asphalt if heat is used.
- Measure 9-12 inches from the edge of the paved surface (shoulder break or face of curb) and drill a 1½ inch hole on a 45° angle to the conduit adjacent to the roadway.
- Place strips of 2-4 inch wide tape strips on the pavement along the lengths of both sides of the sensor slot, 1/8 inch away from the slot.
- Wear clean, protective latex (or equivalent) gloves at all times when handling sensors. Visually inspect sensor to ensure it is straight. Check lead attachment and passive cable for cuts, gaps, cracks and/or bare wire. Verify that the correct sensor type and length is being installed by checking the data sheet. Verify there is sufficient cable to reach the cabinet. Piezo lead-in cable shall not be spliced.
- Test the sensor for capacitance, dissipation factor and resistance, according to the directions enclosed with the sensor. Capacitance and dissipation should be within  $\pm 20\%$  of the piezo data sheet. Resistance (using the 20M setting) should be infinite. Record the sensor serial number and the test results and label “pre-installation.” This information should be stored in the counter cabinet and/or returned to Department Planning personnel.
- Lay the sensor next to the slot and ensure that it is straight and flat.
- Clean the sensor with steel wool or an emery pad and wipe with alcohol and a clean, lint-free cloth.
- Place the installation bracket clips every 6 inches along the length of the sensor.
- Bend the tip of the sensor downward at a 30° angle. Bend the lead attachment end down at a 15° angle and then 15° back up until level (forming a lazy Z).
- Place the sensor in the slot, with the brass element 3/8 inch below the road surface along the entire length. The tip of the sensor should be a minimum of 2 inches from the end of the slot and should not touch the bottom of the slot. The top of the plastic installation bracket clips should be 1/8 inch below the surface of the road. The lead attachment should not touch the bottom or sides of the slot. Ensure the sensor ends are pushed down per the manufacturer’s instructions.
- Visually inspect the length of the sensor to ensure it is at uniform depth along its length and it is level (not twisted, canted or bent).

- On the passive cable end, block the end of the slot approximately 3-5 inches beyond the end of the lead attachment area creating an adequate “dam” so that the sensor grout does not flow out.
- Use one bucket of sensor grout per piezo installation. Overfill the slot with sensor grout and allow to cure for a minimum of 10 minutes before continuing with the installation. Ensure that sensor grout fills around and beneath the sensor completely and that there is not a trough on top.
- Remove the tape along the sides of the saw slot when the adhesive starts to cure.
- Carefully remove the dam from the end of the sensor.
- Route the lead-in cable through the saw slot
- Install conduit sealant to a minimum of 1” deep into the cored 1½ inch hole.
- Cover the lead-in cable with encapsulant, backer rod, and grout.
- If necessary, after the grout has hardened, grind with an angle grinder until the profile is a 1/16 inch mound. There shall be no concave portion to the mound.
- Clean up the site and dispose of all waste off the project.
- Ensure that the sensor grout has completely cured prior to subjecting the sensor to traffic. Curing time will vary with temperature and humidity.

Upon installation, test the sensor for capacitance, dissipation factor and resistance, according to the directions enclosed with the sensor. Capacitance and dissipation should be within  $\pm 20\%$  of the piezo data sheet. Resistance (using the 20M setting) should be infinite. Perform a functional test of the piezo with an oscilloscope to ensure that the sensor is generating a proper response to the passage of vehicles.

Record the sensor serial number and the test results and label “post-installation.” This information should be stored in the counter cabinet and/or returned to Department Planning personnel.

### **3.18. Pole – Wooden**

Furnish: Pole; anchoring equipment (as required); hardware (as required).

Excavate and install wood pole to a minimum depth of one-sixth the total pole height. Place backfill material in hole and compact until flush with existing grade. Install guy wire, guy guard, anchor, anchor rod, and strand vise, if necessary. Anchor shall be a minimum of one-third the pole height from the face of the pole. Provide temporary erosion control, seeding, protection and restoration of disturbed areas to the satisfaction of the Engineer.

### **3.19. Removal of Existing Equipment**

The Contractor shall remove existing materials (including but not limited to: poles, anchors, cabinets, junction boxes, conduit and wire) not to be reused. Contractor shall dispose of all removed materials off the project. All materials and labor necessary for the removal of existing equipment shall be considered incidental to other bid items.

### **3.20. Signs**

Furnish: Signs; sign standards; hardware.

Construction of signs shall conform to the *Standard Specifications for Road and Bridge Construction*.

### **3.21. Splicing**

Furnish: Splice kit; solder.

These notes describe the splicing process (if permitted) and are not intended to grant permission to splice. Permission to splice shall be determined by the Division of Planning and the locations shall be shown on the layout sheet. If splicing is needed but not shown on the layout sheet, the Contractor shall receive prior written approval from the Division of Planning.

All splices shall conform to the provisions of the NEC.

Splices for loop and loop lead-in wire shall be twisted and soldered. Abrade the outer jacket of both wires to promote good adhesion and prevent capillary leak paths. Seal the splice with an electrical sealing resin. Spliced loop conductors shall test free of shorts and unauthorized grounds and shall have an insulating resistance of at least 100 megohms when tested with a 500 volt direct current potential in a reasonably dry atmosphere between conductors and ground.

For piezos, the same type coax cable, supplied by the manufacturer, shall be used to splice to the sensor's lead-in cable. Cables shall be soldered. Abrade the outer jacket of both cables to promote good adhesion and prevent capillary leak paths. Seal the splice with an electrical sealing resin. Spliced piezo cables shall be tested and have a minimum resistance of 20 megohms, a maximum dissipation factor of 0.03, a capacitance within the manufacturer's recommended range based upon the length of additional cable. A functional test of the piezo shall be performed to ensure that the sensor is generating a proper response to the passage of vehicles.

### **3.22. Trenching and Backfilling**

Furnish: Warning tape; seed mix type I; cereal rye or German foxtail-millet; mulch; concrete (as required); asphalt (as required).

Excavate trench and provide required cover as shown on the standard detail sheets. After placing conduit, backfill material shall be placed and compacted in lifts of 9 inches or less. Install warning tape as shown on the detail sheet. Provide temporary erosion control, seeding, protection and restoration of disturbed areas to the satisfaction of the Engineer. This item shall include concrete, asphalt or approved replacement material for sidewalks, curbs, roadways, etc. (if required).

### **3.23. Wiring**

Furnish: Wire; wire labels; spade tongue wire terminals (as required).

Installation of all wiring shall conform to the NEC. Permanent identification numbers shall be affixed to all wires in all junction boxes and cabinets (see Layout(s) for loop and piezo numbers).

Additional lengths of each loop and piezo sensor wire shall be neatly coiled in all cabinets and junction boxes as follows:

| Enclosure Type               | Additional length of each wire |
|------------------------------|--------------------------------|
| Galvanized Steel Cabinet     | 2' – 3'                        |
| Pad Mount Cabinet (332)      | 6' - 8'                        |
| Pole Mount Cabinet (336)     | 3' - 4'                        |
| Junction Box Type 10x8x4     | 2' – 3'                        |
| Junction Box Type A, B, or C | 2' – 3'                        |

**3.24. Wood Post**

Furnish: Wood post; concrete (as required); seed mix type I; cereal rye or German foxtail-millet; mulch.

Excavate hole to specified depth and place concrete, if required. Install post, backfill to existing grade, and tamp backfill. Provide temporary erosion control, seeding, protection and restoration of disturbed areas to the satisfaction of the Engineer.

#### **4. BID ITEM NOTES AND METHOD OF MEASUREMENT FOR PAYMENT**

Only the bid items listed will be measured for payment. All other items required to complete the vehicle detection installation shall be incidental to other items of work. Payment at the contract unit price shall be full compensation for all materials, labor, equipment and incidentals to furnish and install these items.

##### **4.1. Bore and Jack Pipe – 2”**

Bore and jack pipe – 2” shall be furnished, installed, and measured for payment per the *Standard Specifications for Road and Bridge Construction*.

##### **4.2. Conduit**

Conduit shall include furnishing and installing specified conduit in accordance with the specifications. This item shall include conduit fittings, bodies, boxes, weatherheads, expansion joints, couplings, caps, conduit sealant, electrical tape, clamps, bonding straps and any other necessary hardware. Conduit will be measured in linear feet.

##### **4.3. Electrical Service**

Electrical Service shall include furnishing and installing all necessary materials and payment of all fees toward the complete installation of an electrical service which has passed all required inspections. Incidental to this item shall be furnishing and installing:

- Meter-base per utility company’s specifications
- Service disconnect panel per utility company’s specifications
- Meter base and service disconnect entrance hubs, waterproof
- Service entrance conductors
- Rigid steel conduit
- Rigid steel conduit fittings
- Conduit straps
- Weatherhead
- Duplex GFCI receptacle, 120-volt, 20-amp
- Ground rod with clamp
- Grounding conductor

Also incidental to this item shall be any necessary clearing of right of way for the electrical service drop.

Electrical service will be measured in individual units each.

##### **4.4. Flashing Arrow**

Flashing Arrow shall be furnished, installed, and measured for payment per the *Standard Specifications for Road and Bridge Construction*.

##### **4.5. Galvanized Steel Cabinet**

Galvanized Steel Cabinet shall include furnishing and installing galvanized steel cabinet on post as specified. Incidental to this item shall be furnishing and installing grounding hardware, and any necessary post/pole mounting hardware. Also incidental to this item shall be furnishing and installing the required number of terminal blocks and connection of all



sensors to the terminal blocks. Galvanized Steel Cabinet will be measured in individual units each.

#### **4.6. Install Pad Mount Enclosure**

Install Pad Mount Enclosure shall include installing a Department-furnished enclosure as specified on the detail sheets.

This item shall include obtaining the enclosure from KYTC and transporting it to the installation site and furnishing and installing the following:

- Concrete foundation (including any excavation necessary)
- Anchor bolts, lock washers, and nuts
- Conduit
- Conduit fittings (including grounding bushings)
- Weatherhead
- Terminal Strip(s)
- Ground rod with clamp
- Grounding conductor

Install Pad Mount Enclosure will be measured in individual units each.

#### **4.7. Install Controller Cabinet**

Install Controller Cabinet shall include installing a Department-furnished cabinet as specified on the detail sheets.

This item shall include obtaining the cabinet from KYTC and transporting it to the installation site and furnishing and installing the following:

- Conduit
- Conduit Fittings
- Terminal Strip(s)
- Ground rod with clamp
- Grounding conductor

Install Controller Cabinet will be measured in individual units each.

#### **4.8. Junction Box Type 10" x 8" x 4"**

Junction Box Type 10"x8"x4" shall include furnishing and installing specified junction box in accordance with the specifications. This item shall include connectors, splice sleeves, conduit fittings, mounting materials and any other items required to complete the installation. Incidental to this item shall be furnishing and installing specified post (wood, channel, metal, etc.) as required for the installation. Junction Box Type 10"x8"x4" will be measured in individual units each.

#### **4.9. Junction Box Type A, B, or C**

Junction Box Type A, B, or C shall include furnishing and installing specified junction box in accordance with the specifications. This item shall include excavation, furnishing and installing #57 aggregate, backfilling around the box, and restoration of disturbed areas to the satisfaction of the Engineer. Incidental to this item shall be furnishing and installing a

grounding conductor bonding all conduit grounding bushings in the box. Junction Box Type A, B, or C will be measured in individual units each.

**4.10. Loop Saw Slot and Fill**

Loop Saw Slot and Fill shall include sawing and cleaning saw slots and furnishing and installing conduit sealant, loop sealant, backer rod, grout, or other specified material. Loop Saw Slot and Fill will be measured in linear feet of sawed slot.

**4.11. Maintain and Control Traffic**

Maintain and Control Traffic shall be measured for payment per the *Standard Specifications for Road and Bridge Construction*.

**4.12. Open Cut Roadway**

Open Cut Roadway shall include excavating trench (sawing and chipping roadway) to dimensions as indicated on the detail sheets and furnishing and placing concrete, steel reinforcing bars, and asphalt. This item also includes restoring any disturbed sidewalk to its original condition. Open Cut Roadway will be measured in linear feet.

**4.13. Piezoelectric Sensor**

Piezoelectric sensor (piezo) shall include sawing and cleaning saw slots and furnishing and installing piezo in accordance with the specifications. This item shall include furnishing and installing lead-in wire, conduit sealant, encapsulation material, backer rod, grout, testing, and accessories. Piezo will be measured in individual units each.

**4.14. Pole – 35' Wooden**

Pole – 35' Wooden shall include excavation, furnishing and installing specified wood pole, backfilling and restoring disturbed areas to the satisfaction of the Engineer. Incidental to this item shall be furnishing and installing guy wire, anchor and anchor rod, strand vise, and guy guard, if specified.

Pole – 35' Wooden will be measured in individual units each.

**4.15. Signs**

Signs shall be furnished, installed, and measured for payment per the *Standard Specifications for Road and Bridge Construction*.

**4.16. Trenching and Backfilling**

Trenching and Backfilling shall include excavation, warning tape, backfilling, temporary erosion control, seeding, protection and restoration of disturbed areas to original condition. This item shall include concrete, asphalt or approved replacement material for sidewalks, curbs, roadways, etc. (if required). Trenching and backfilling will be measured in linear feet.

**4.17. Wire or Cable**

Wire or cable shall include furnishing and installing specified wire or cable within saw slot, conduit, junction box, cabinet, or overhead as indicated on the detail sheets. Incidental to this item shall be the labeling of all wires and cables in each junction box, cabinet and splice

box, and furnishing and installing other hardware required for installing cable. Wire or Cable will be measured in linear feet.

**4.18. Wood Post**

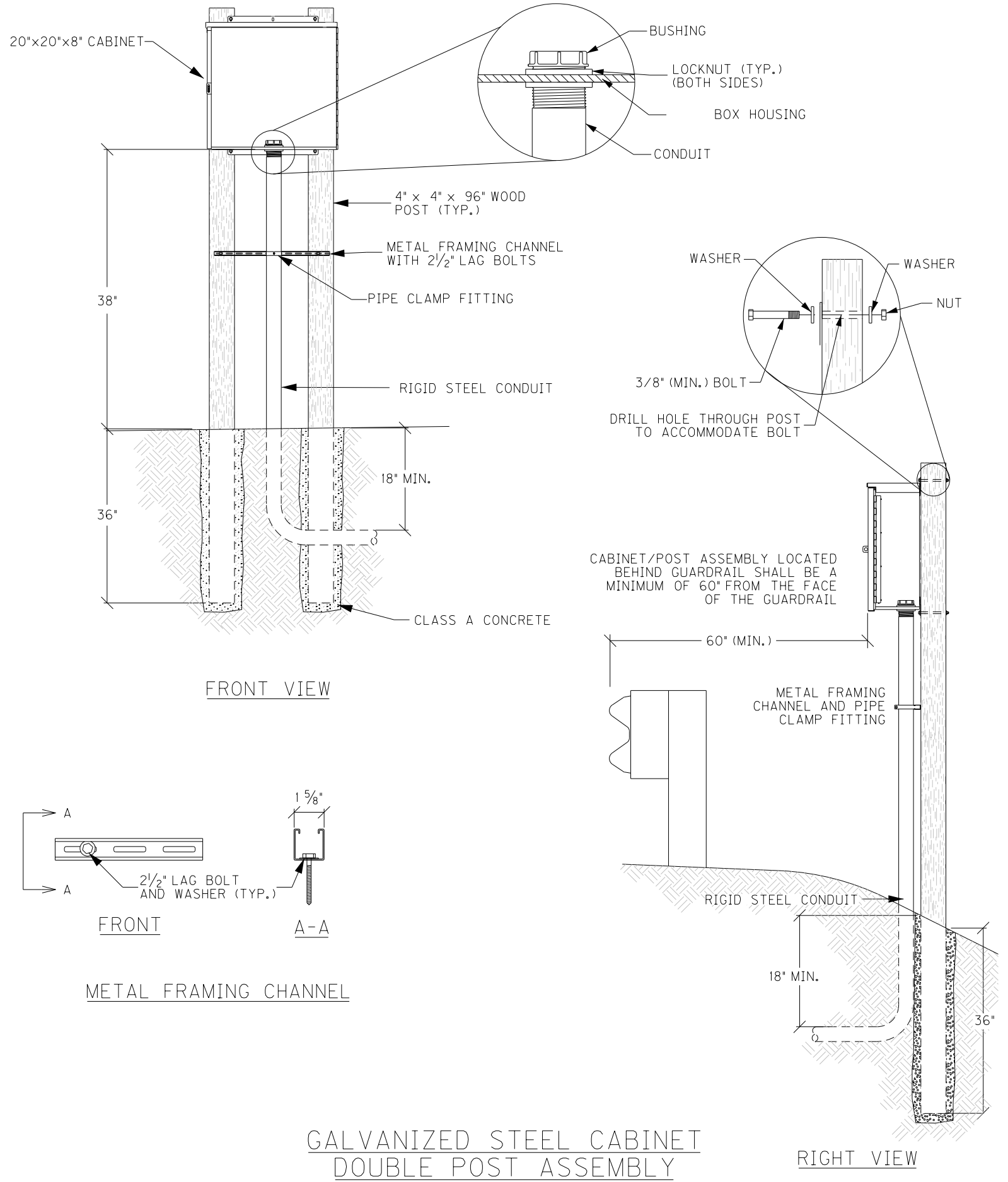
Wood Post shall include furnishing and installing wood post as specified. This item shall include excavation, furnishing and placing concrete (if required), backfilling around the post, and restoration of disturbed areas to the satisfaction of the engineer. Wood Post will be measured in individual units each.

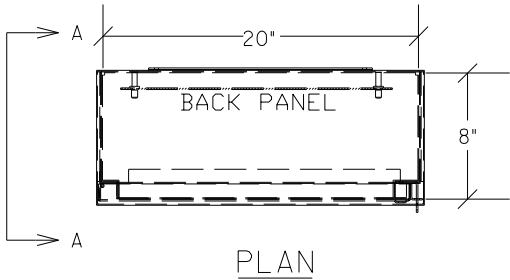


CONDUIT TRENCH

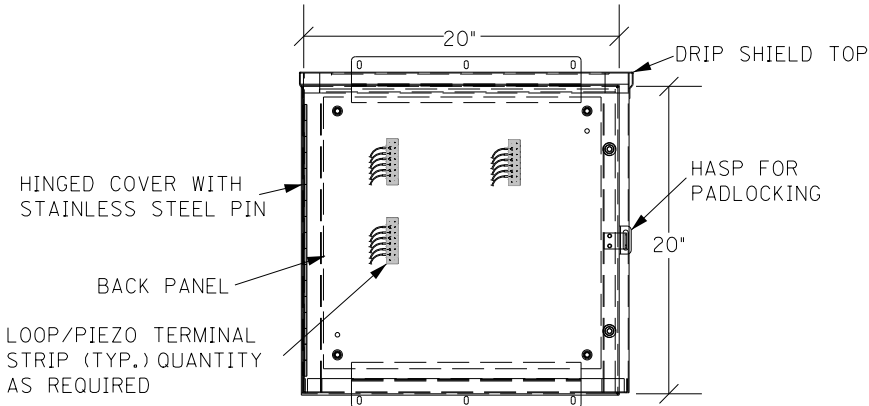
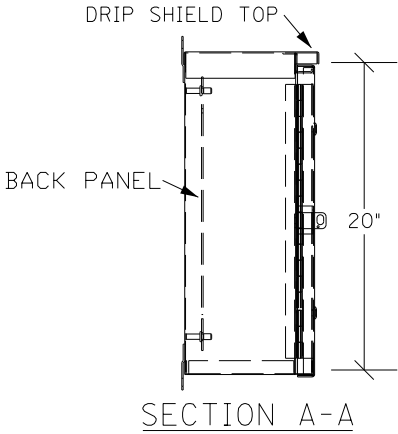


## CONDUIT INSTALLATION



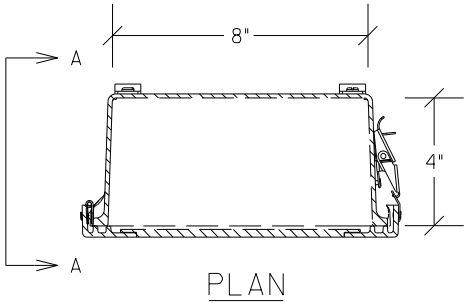


PLAN

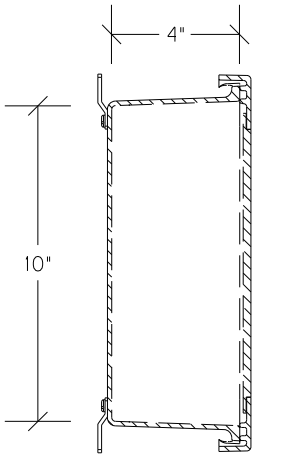


ELEVATION

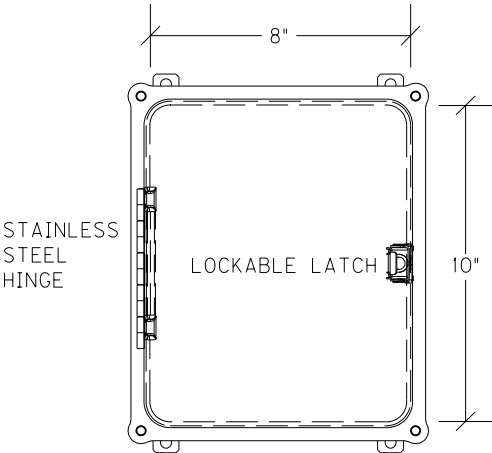
GALVANIZED STEEL CABINET



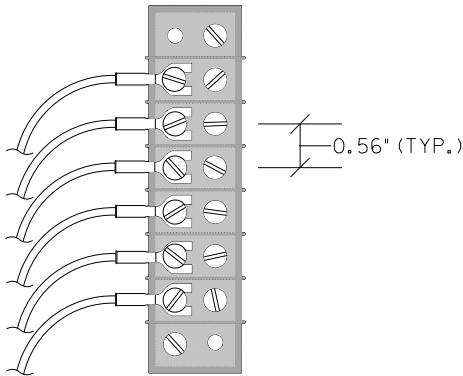
PLAN



SECTION A-A

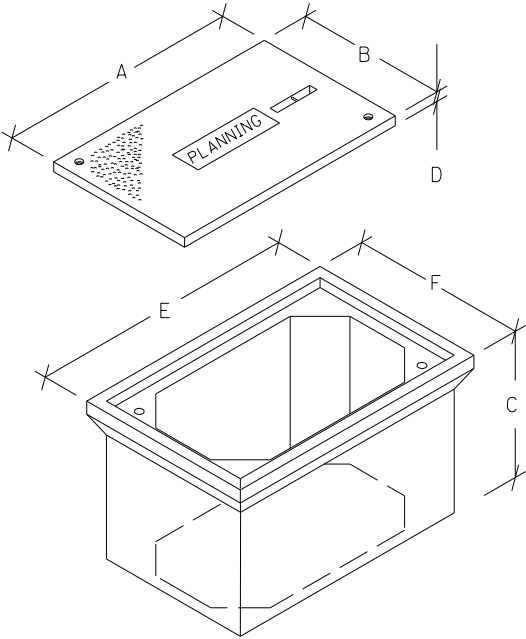


ELEVATION



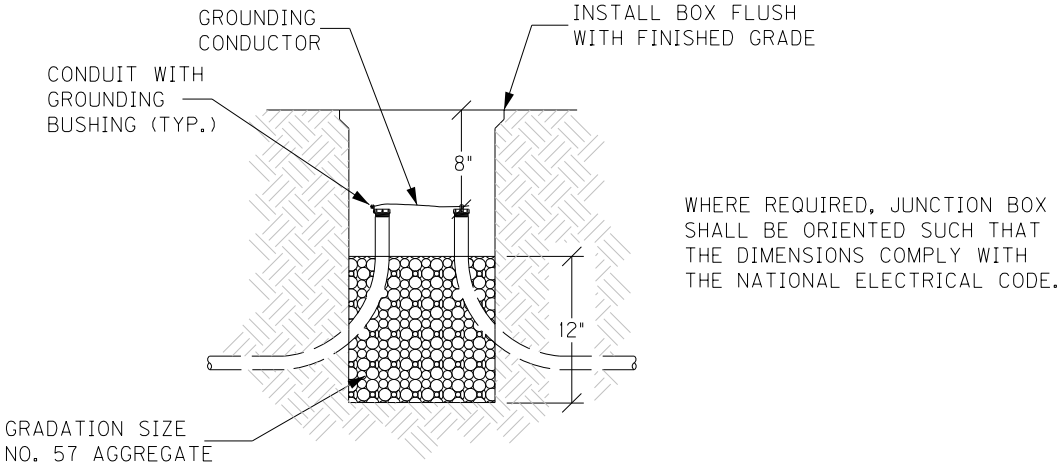
TERMINAL STRIP (TYP.)

JUNCTION BOX 10"X8"X4"

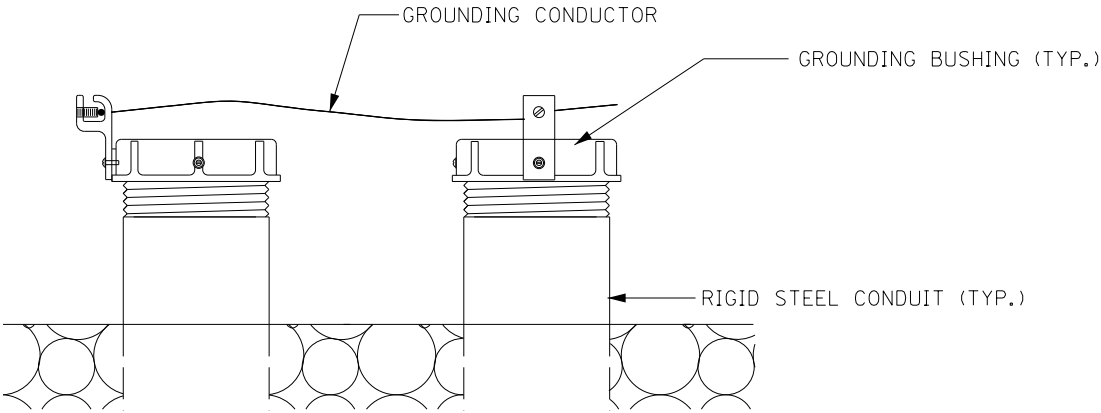


| JUNCTION BOX DIMENSIONS (NOMINAL) |     |     |     |     |     |     |
|-----------------------------------|-----|-----|-----|-----|-----|-----|
|                                   | A   | B   | C   | D*  | E   | F   |
| TYPE A                            | 23" | 14" | 18" | 2"  | 25" | 16" |
| TYPE B                            | 18" | 11" | 12" | 1¾" | 20" | 13" |
| TYPE C                            | 36" | 24" | 30" | 3"  | 38" | 26" |

\* MINIMUM  
STACKABLE BOXES ARE PERMITTED



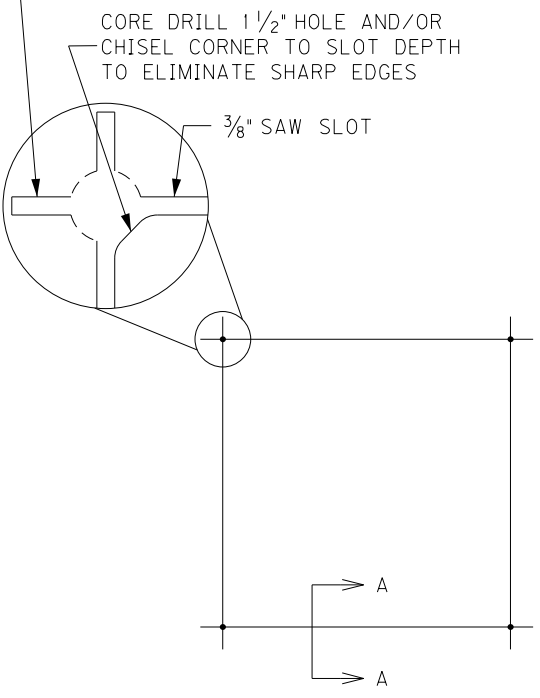
ELEVATION



GROUNDING DETAIL

JUNCTION BOX - TYPE A, TYPE B, TYPE C

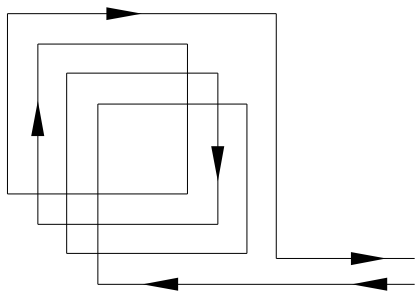
BOONE COUNTY  
NHPP 2759 (139)



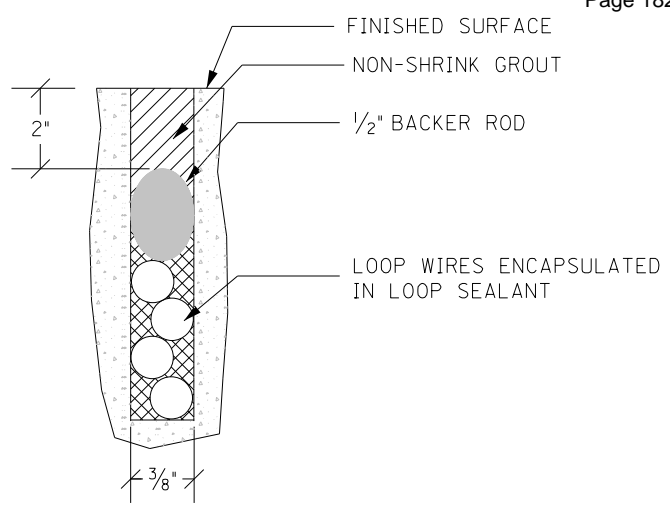
SAW CUT PLAN

UNLESS SPECIFIED OTHERWISE, ALL LOOPS SHALL BE 6' x 6' SQUARE, CENTERED IN EACH LANE, WITH FOUR TURNS OF 14 AWG LOOP WIRE.

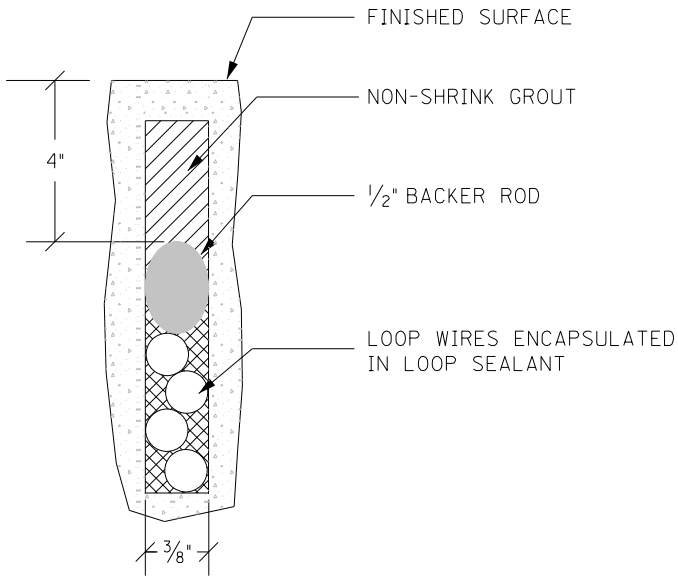
ADJACENT SAW SLOTS SHALL BE A MINIMUM OF 12" APART.



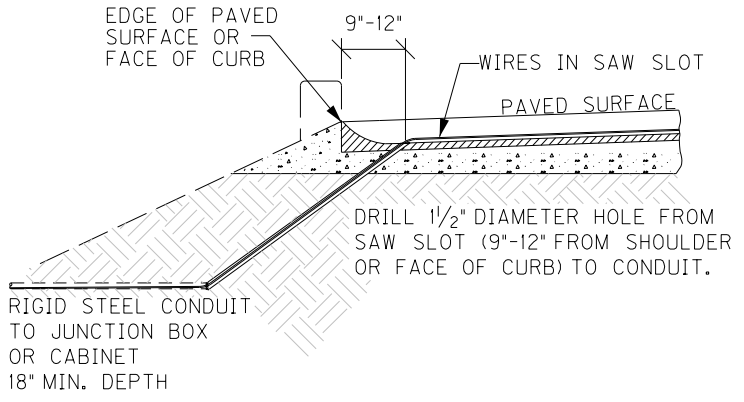
WIRING PLAN



SECTION A-A (CONCRETE)



SECTION A-A (ASPHALT)



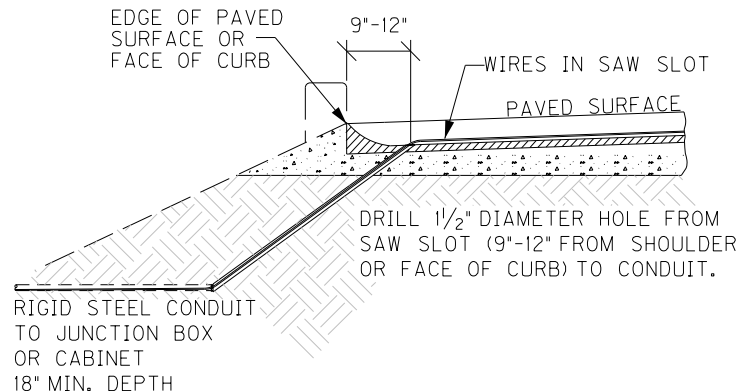
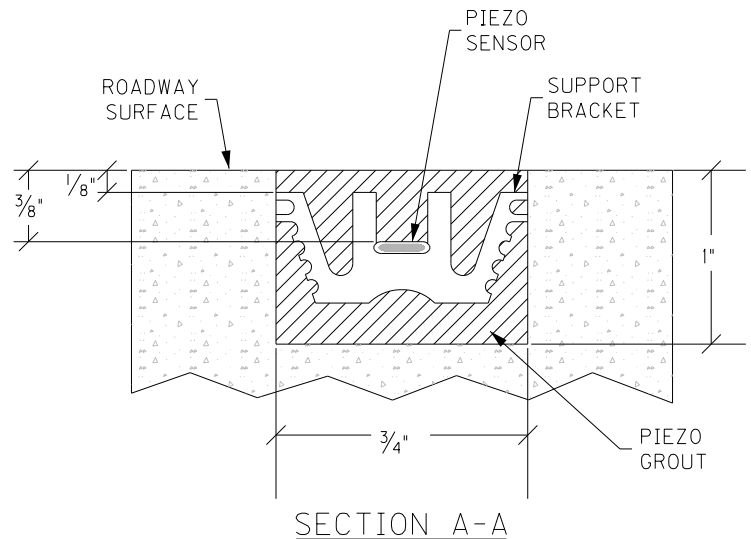
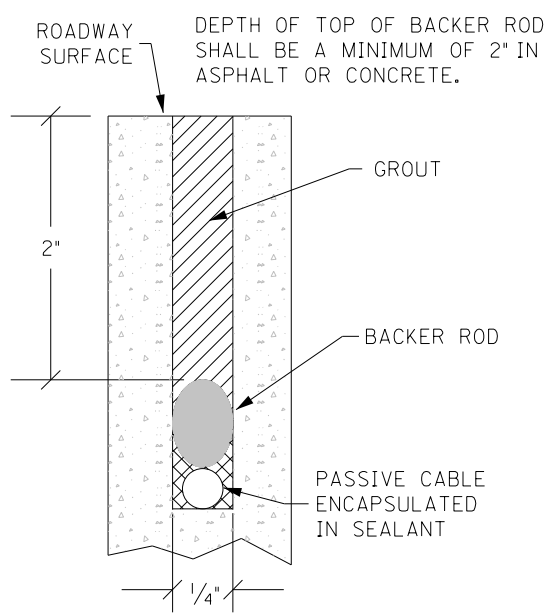
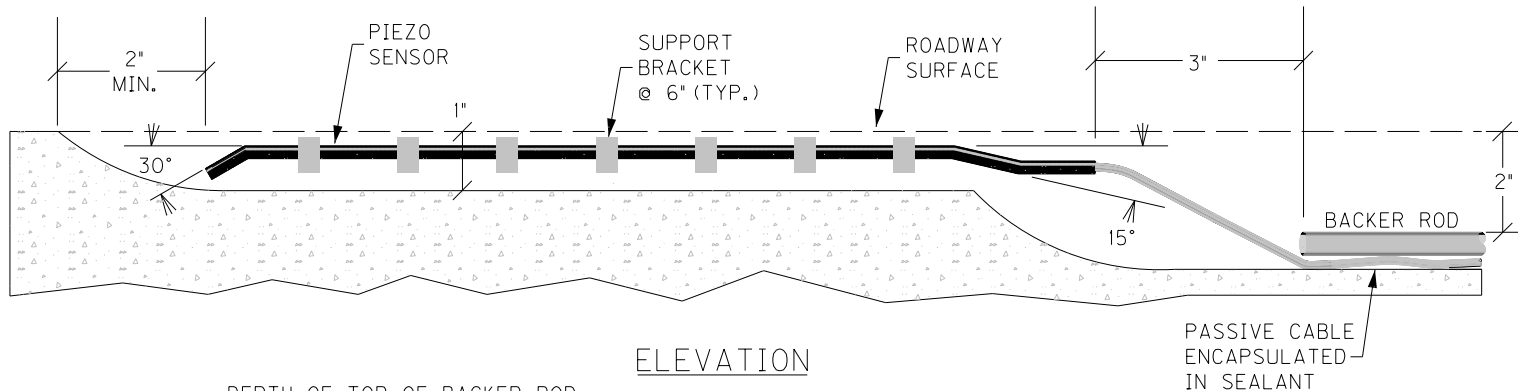
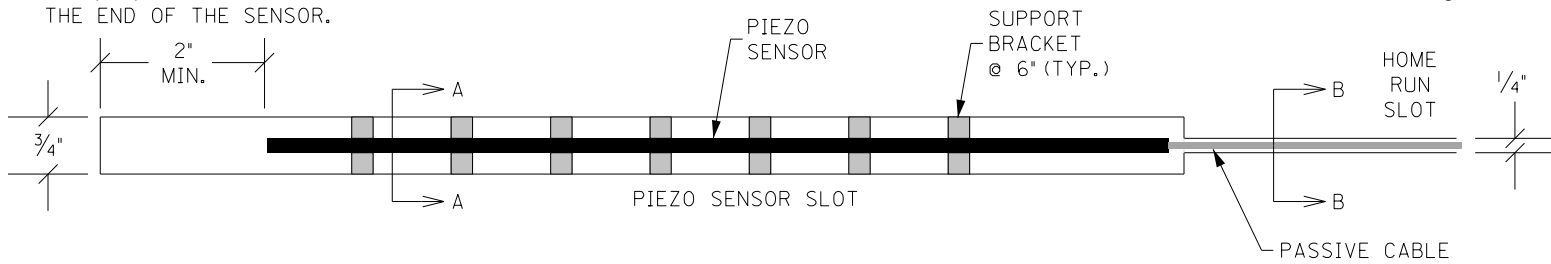
SAW SLOT EDGE OF PAVEMENT TRANSITION

INDUCTIVE LOOP DETECTOR

NOT TO SCALE



BOONE COUNTY  
NHPP 2750(139)  
SAW SLOT A  
OF 2" BEYOND  
THE END OF THE SENSOR.



# PIEZOELECTRIC SENSOR INSTALLATION

### **SPECIAL NOTE FOR CONCRETE SLURRY**

If diamond grinding, grooving or any other process which produces slurry is required on roadways or bridges, the contractor shall ensure that all concrete slurry associated with these processes is collected, managed, and disposed of appropriately. The waste material shall be disposed of at a permitted disposal facility, in accordance with the Kentucky Standard Specifications for Road and Bridge Construction and the Environmental Performance Standards outlined in 401 KAR 47:030, or managed as a material for beneficial reuse. Any fines or remediation related to improper disposal shall be the sole responsibility of the contractor.

Disposal of concrete slurry will not be paid separately and shall be considered incidental to other bid items.

8/20/2019

Rev 7/2021

## Special Note for Traffic Queue Protection Vehicle

- 1.0 DESCRIPTION.** Furnish, Operate, and Maintain Traffic Queue Protection Vehicle at locations and times described herein. The Queue Protection Vehicle is expected to alert motorists (inside and outside of project limits) of all stopped traffic caused by construction activities or incidents within the project limits.
- 2.0 MATERIALS.** The contractor shall provide a minimum of one (1) queue protection vehicle for each traveling direction where traffic flow is reduced or modified in a manner where a queue could occur. One (1) additional queue protection vehicle shall be onsite in reserve. The Traffic Queue Protection Vehicle must fulfill the following minimum requirements:
1. A truck mounted attenuators that meets or exceeds NCHRP TL-3 requirements.
  2. Four (4) round yellow strobe lights (with auto-dimmers) positioned rear facing
    - Two (2) mounted under rear bumper
    - Two (2) mounted at cab level
    - Visibility of strobe lights can not be deterred by attenuator
  3. One (1) standard cab mounted light bar.
  4. A truck mounted message board with a minimum of 3 Lines and 8 Characters per line.
  5. Four Hour National Traffic Incident Management (TIM) Responder Training for Queue Truck Operators.
- 3.0. CONSTRUCTION.** A queue will be defined as anytime that traffic traveling through the project is reduced to a speed of twenty (20) miles per hour or less. The following procedures will be followed when a traffic queue occurs until free flow traffic conditions are present:
- The queue protection vehicle shall be positioned no further than ½ mile upstream from the back of the slow moving traffic.
  - The queue protection vehicle shall be positioned on the shoulder and clear of the traveled way so as not to impede traffic.
  - The queue protection vehicle shall relocate as needed to maintain approximately ½ mile distance from the back of the slow moving traffic.
  - The 2<sup>nd</sup> queue protection vehicle shall be held in reserve, on site, and support the primary vehicle if conditions prevent repositioning by reverse. This vehicle shall not be paid for idle time.
  - Queue Protection Vehicles shall be kept in project limits during planned lane closures and other project activities expected to cause a queue. One Queue Protection Vehicle shall remain on the project at all times available to respond to incidents within the project limits in a timely manner.
  - Queue length estimates and traffic conditions shall be reported to the KYTC project engineer or designee at the following periods:
    1. At 30 minute intervals
    2. At significant changes
    3. When free flow traffic is achieved
  - The KYTC project engineer or designee will document all daily queue reports and provide these logs to the Director of Maintenance and Director of Construction at the end of each month.

The Queue Protection Vehicle shall be mobilized by the Project Engineer or designee for planned construction activities. For unplanned incidents mobilization should be initiated by the first person (KYTC’s or Contractor’s project staff) receiving notification of the queue.

4. MEASUREMENT.

**4.01 Queue Protection Vehicle.** The Department will measure the time from when the vehicle is in position protecting the queue until either free flow traffic is achieved or the vehicle is no longer protecting the queue, whichever occurs first. Idle time will not be paid. The Department will not measure mobilization, removal, maintenance, labor, fuel, or any additional items but will consider them all incidental to this item of work.

**4.02 Furnish Queue Protection Vehicles.** The Department will measure the quantity by each month the Engineer requires to have the Contractor furnish vehicles as defined in ‘2.0 Materials’ of this Special Note. The Department will not measure mobilization, removal, labor, fuel, or any additional items but will consider them all incidental to this item of work. Partial Months will be calculated as shown in the table below.

| Partial Month Payment Schedule |           |
|--------------------------------|-----------|
| Days                           | Increment |
| 0-7 days                       | 0.25      |
| 8-14 days                      | 0.50      |
| 15-21 days                     | 0.75      |
| 22-31 days                     | 1.00      |

5. PAYMENT.

| <u>Code</u> | <u>Pay Item</u>                   | <u>Pay Unit</u> |
|-------------|-----------------------------------|-----------------|
| 25075EC     | Queue Protection Vehicle          | Hour            |
| 25117EC     | Furnish Queue Protection Vehicles | Month           |

Rev 8/2021

## **Special Note for Portable Queue Warning Alert System**

### **1.0 Description**

This item shall consist of furnishing, installing, relocating, operating, servicing, and removing various components of a portable, quickly deployable, real-time automated ITS queue warning alert system (PQWAS), in accordance with the standard specifications and this special provision. The Contractor shall also provide the maintenance of the complete system for the duration of the project or as directed by the Project Engineer. The Department is willing to look at different technologies (i.e. allow the use of crowd sourcing data to be used in lieu of the portable radar sensors). Any changes to the below requirements must be submitted and approved by the Engineer.

### **2.0 Materials**

Materials shall be in accordance as follows:

All materials used shall meet the manufacturer's specifications and recommendations.

All PQWAS materials installed on the project shall be provided by the Contractor in excellent quality condition, shall be corrosion resistant and in strict accordance with all of the details shown within Contractor's Plans approved by KYTC. The Contractor shall maintain an adequate inventory of parts and replacement units to support maintenance and repair of the PQWAS. Pre-deployment is a condition of the system's acceptance and is based on the successful performance demonstration for a (5) day continuous period in accordance to this specification and as set forth in the plans. Ensure compliance to all FCC and Department specifications.

The Contractor shall maintain this system and shall be locally available to service and maintain system components, move portable devices as necessary and respond to emergency situations. The Contractor has oversight responsibility for directing placement of devices in the project area. The Contractor is to be accessible seven (7) days a week and twenty-four (24) hours a day while the system is deployed. The Contractor shall provide contact information for the system's coordinator and others responsible for maintenance of the system prior to installation of the system. Furnish a System Coordinator for monitoring the PQWAS throughout all periods of deployment.

#### **A. General Capabilities and Performance Requirements**

1. Overall PQWAS capabilities and performance requirements include the following:
  - a. Furnish a system capable of providing advance traffic information to motorists when there is a queueing of traffic due to congestion resulting from lane reductions, emergency events or other conditions. The condition-responsive notification to the motorist occurs with the use of Portable Changeable Message Signs (PCMS) in accordance to the below capabilities and performance requirements, activated through real-time traffic data collected downstream of the PCMS locations. This equipment must

be a packaged system, pre-programmed and operates as a stand-alone PQWAS meeting this specification. Conditions might exist that require relocation of the portable sensors at any given time, the sensors shall be portable and shall not require re-calibration in the field for fast deployments. Due to the potential need to replace damaged sensors or to change the position of one or more sensors at any given time, sensors must be interchangeable and relocatable by an unskilled laborer. The system must continue to function if as many as half the sensors fail to function.

- b. Provide a PQWAS that consists of the following field equipment: portable radar sensors and portable changeable message signs (PCMS). Provide a system capable of withstanding inclement weather conditions while continuing to provide adequate battery power. The portable radar sensor battery, in a stand-alone state and without a solar panel for recharging, shall be capable of keeping power and capable of sending data for (10) consecutive days or longer. The system shall notify drivers of real-time queue events via specifically placed PCMS units up stream of the work zone. All predetermined/preprogrammed messages are to be approved by KYTC. The number and location of portable radar sensors and PCMS units shall be as directed by the Project Engineer. The decision to deploy or relocate field equipment is made by the Project Engineer and instrumented through the System Coordinator. The decision for equipment removal is made by the Project Engineer after work is complete. The sensors and PCMS units shall be identifiable via global positioning system (GPS) and shall contain an accelerometer to detect and alert of unauthorized movement.
- c. The portable radar sensor shall be capable of collecting traffic speed data. The processed data is used to remotely control PCMS units to display user definable, Engineer approved and locally stored messages. The message trigger state thresholds for slow and stopped speeds shall be user configurable and revisable in less than {1} hour from the Project Engineer's request. Weekly Traffic Data Reports shall be presented to the Project Engineer and shall include speed data per sensor location, travel times, and queue lengths in graphical and numerical formats. In the event the Project Engineer requires a report, other than a weekly report, for any reason; then the Contractor shall provide report within (48) hours of request. Unlimited data reports shall be included within price of system. Sensors shall require no calibration adjustments in the field. Sensor should begin transmitting data within (30) seconds of being turned on. Satellite (SAT) communications will be required when cellular service does not provide continuous communications. Contractor shall identify the most trustworthy cellular provider within the project area.
- d. Data shall be accessible through a website and the Contractor shall provide a username and password for protection. The website shall be accessible seven (7) days a week and twenty - four (24) hours a day. The website shall provide historical & real-time data in graphical and numerical formats and shall have the capability of being integrated within the Department's Traffic Management Center (if requested). The website should be compatible to most hand held devices. Data shall be saved on the manufacturer's network for up to (5) years from the deployment date of system and shall be provided at the request

of the Department at any time within the (5) year window. The use of the website shall be included within the price of system.

- e. Warning Alerts: queue events, low battery voltage warnings, sensor movement alerts, high and low speed alerts shall be provided via cellular text messaging and/or via email messaging at the request of select Contractor personnel and KYTC officials.
- f. The PQWAS system shall have the capabilities to provide alternate route messaging on specifically placed portable changeable message units and/or fixed Variable Message Systems (VMS). The intent of this service is to provide alternate route messaging to motorists before entering the project limits from all directions and giving them appropriate time to adjust their routes. Alternative routes shall be predefined and approved by KYTC. Additional PCMS units may be required for alternate route messaging and will be as per Section 5.0 of this note. KYTC's Traffic Management Center will provide detour messages via fixed VMS units during the term of the project.

#### **B. Portable Radar Sensor Capabilities and Performance Requirements**

The PQWAS shall include portable radar sensors (PRD) to monitor and detect queue events.

1. The Radar Sensor shall be FHWA accepted to meet NCHRP 350 test requirements
2. The Radar Sensor shall be locatable at all times via an internal Global Positioning System (GPS) and shall be capable of Cellular or SAT Communications.
3. The Radar Sensor shall have a dry-cell battery capable of powering the system for (10) consecutive days or longer
4. The Radar sensor shall be K-Band technology and have a line of sight up to 200 linear feet without obstruction
5. The Radar sensor shall have the ability to be charged in the field through adaptable solar recharging technology in the case the sensor is utilized for more than 10 consecutive days

#### **C. PCMS Capabilities and Performance Requirements**

The PQWAS shall include portable changeable message signs (PCMS) designated to relay automated messaging of queue events, alternate route messages, and caution for the work area defined by the project limits. PCMS placements shall meet the requirements set forth by the Cabinet in each direction of the National Highway System (NHS).

1. The PCMS unit shall be a Full Matrix 24 rows x 50 columns and shall be capable of 1 line, 2 line or 3 line messages
2. The PCMS unit shall be legible from a distance over twelve hundred feet (1200')
3. The height and size of characters shall be 18" to 58"
4. The PCMS shall be capable of storing up to 199 pre-programmed messages and up to 199 user-defined messages
5. The PCMS shall have a weather tight control cabinet with back lit LCD handheld controller.
6. The PCMS shall utilize a hydraulic lift to raise the unit to display height
7. The PCMS unit shall include solar recharging ports to allow for recharging of the portable radar sensors when they are not deployed.
8. The PCMS shall be NTCIP compliant and shall have an active Modem with active cellular service.

9. The user shall have the ability to communicate and override the PCMS remotely in the event of an emergency, Amber Alert, etc.
10. The PCMS unit shall have a docking station to include safety rails that allow a commercial safety strap to tie down the portable radar sensors while in transport. The docking station shall hold-up to (4) sensors safely and securely at all times

### **3.0 Construction Requirements**

All communication costs include cellular telephone services, FCC licensing, wireless data networks, satellite and internet subscription charges, and battery charging and maintenance. Additional to these requirements, the Contractor shall assume all responsibility for any and all damaged equipment due to crashes, vandalism, and adverse weather that may occur during the contract period.

The PQWAS shall operate continuously (24 hours/ 7 Days) when deployed on the project. The system is in a constant "data collection" mode when deployed. The Contractor shall provide technical support for the PQWAS for all periods of operation.

In the event communication is lost with any component of the PQWAS, provide a means and staff to manually program a PCMS message. If communication is lost for more the 10 consecutive minutes, the system shall revert to a fail-safe ROADWORK/# MILES/AHEAD message displayed on the PCMS units until communication is restored.

System Operator, local control function and remote management operation must be password protected.

The PQWAS shall be capable of acquiring traffic information and selecting messages automatically without operator intervention after system utilization. The lag time between changes in threshold ranges and the posting of the appropriate PCMS message(s) shall be no greater than (60) seconds. The system operation and accuracy must not be appreciably degraded by inclement weather or degraded visibility conditions including precipitation, fog, darkness, excessive dust, and road debris.

The system shall be capable of storing ad-hoc messages created by the System Coordinator and logging this action when overriding any default or automatic advisory message.

The PQWAS communication system shall incorporate an error detection/correction mechanism to insure the integrity of all traffic conditions data and motorists information messages. Any required configuration of the PQWAS communication system shall be performed automatically during system initialization.

The system's acceptance is based on the successful performance demonstration of PQWAS for a (5) day continuous period in accordance to this specification and as set forth in the plans. Ensure compliance to all FCC and Department specifications.



**4.0 Equipment Maintenance.**

Maintain system components in good working condition at all times. Repair or replace damaged or malfunctioning components, at no cost to the Department, as soon as possible and within (12) hours of notification by the Engineer. Periodically clean PCMS units if necessary.

**5.0 Measurement.** The Department will measure each item below in Months. For partial months the Department will pay in 0.25 increments based on the number of calendar days in the below table.

| Partial Month Payment Schedule |           |
|--------------------------------|-----------|
| Days                           | Increment |
| 0-7 days                       | 0.25      |
| 8-14 days                      | 0.50      |
| 15-21 days                     | 0.75      |
| 22-31 days                     | 1.00      |

**5.1 Portable Queue Warning Alert System** includes cellular (SAT communications will be required if cellular is not available), all supporting field equipment, website, and unlimited data reports accessible by the Engineer. It will be measured by the number of months authorized by the Engineer for use on the project.

**5.2 Queue Warning PCMS** will be measured by each individual unit multiplied by the number of months authorized by the Engineer for use on the project.

**5.3 Queue Warning Portable Radar Sensors** will be measured by each individual unit multiplied by the number of months authorized by the Engineer for use on the project. Queue Warning Portable Radar Sensors will not be measured for payment if the Contractor utilizes a system operating on crowd sourcing data. Crowd sourcing data systems will only be allowed as approved by the engineer and will be considered incidental to Portable Queue Warning Alert System.

**6.0 Payment.**

| <u>Code</u> | <u>Pay Item</u>                      | <u>Pay Unit</u> |
|-------------|--------------------------------------|-----------------|
| 26136EC     | Portable Queue Warning Alert System  | Month           |
| 26137EC     | Queue Warning PCMS                   | Month           |
| 26138EC     | Queue Warning Portable Radar Sensors | Month           |

Rev 9/2021

## SPECIAL NOTE FOR PAVER MOUNTED TEMPERATURE PROFILES

This Special Note will apply when indicated on the plans or in the proposal. Section references herein are to the Department's Standard Specifications for Road and Bridge Construction current edition.

**1.0 DESCRIPTION.** Provide a paver mounted infrared temperature equipment to continually monitor the temperature of the asphalt mat immediately behind all paver(s) during the placement operations for all mainline pavements (including ramps for Interstates and Parkways) within the project limits. Provide thermal profiles that include material temperature and measurement locations.

**2.0 MATERIALS AND EQUIPMENT.** In addition to the equipment specified in Subsection 403.02 Utilize a thermal equipment supplier that can provide a qualified representative for on-site technical assistance during the initial setup, pre-construction verification, and data management and processing as needed during the Project to maintain equipment within specifications and requirements.

Provide operator settings, user manuals, required viewing/export software for analysis. Ensure the temperature equipment will meet the following:

(A) A device with one or more infrared sensors that is capable of measuring in at least 1 foot intervals across the paving width, with a minimum width of 12 feet, or extending to the recording limits of the equipment, whichever is greater. A **Maximum of two (2)** brackets are allowed in the influence area under the sensors. A temperature profile must be made on at least 1 foot intervals longitudinally down the road:

(B) Infrared sensor(s):

(1) Measuring from 32°F to 400°F with an accuracy of  $\pm 2.0\%$  of the sensor reading.

(C) Ability to measure the following:

(1) The placement distance using a Global Positioning System (GPS) or a Distance Measuring Instrument (DMI) and a Global Positioning System (GPS).

(2) Stationing

(D) GPS: Accuracy  $\pm 4$  feet in the X and Y Direction

(E) Latest version of software to collect, display, retain and analyze the mat temperature readings during placement. The software must have the ability to create and analyze:

(1) Full collected width of the thermal profiles,

(2) Paver speed and

(3) Paver stops and duration for the entire Project.

(F) Ability to export data automatically to a remote data server ("the cloud").

At the preconstruction meeting, provide the Cabinet with rights to allow for web access to the data file location. Access to the data is not to be hindered in any way. The Contractor will provide the Cabinet with any vendor specific software, user id, passwords, etc. needed to access the data through this service, cost of this access is incidental to the thermal profile bid item. The Cabinet is to have access to all data as it is being collected. If a third party is used for collecting and distributing the data the Cabinet is to have the same access rights and time as the Contractor.

This web-based software must also provide the Department with the ability to download the raw files and software and to convert them into the correct format.

(G) The thermal profile data files must provide the following data in a neat easy to read table format.

(1) Project information including Road Name and Number, PCN, Beginning and Ending MPs.

(2) IR Bar Manufacturer and Model number

(3) Number of Temperature Sensors (N)

(4) Spacing between sensors and height of sensors above the asphalt mat

(5) Total number of individual records taken each day (DATA BLOCK)

- (a) Date and Time reading taken
- (b) Latitude and Longitude
- (c) Distance paver has moved from last test location
- (d) Direction and speed of the paver
- (e) Surface temperature of each of the sensors

**3.0 CONSTRUCTION.** Provide the Engineer with all required documentation at the pre-construction conference.

- (A) Install and operate equipment in accordance with the manufacturer’s specifications.
- (B) Verify that the temperature sensors are within ± 2.0% using an independent temperature device on a material of known temperature. Collect and compare the GPS coordinates from the equipment with an independent measuring device.
  - (1) Ensure the independent survey grade GPS measurement device is calibrated to the correct coordinate system (using a control point), prior to using these coordinates to validate the equipment GPS.
  - (2) The comparison is considered acceptable if the coordinates are within 4 feet of each other in the X and Y direction.
- (C) Collect thermal profiles on all Driving Lanes during the paving operation and transfer the data to the “cloud” network or if automatic data transmission is not available, transfer the data to the Engineer at the end of daily paving.
- (D) Contact the Department immediately when System Failure occurs. Daily Percent Coverage will be considered zero when the repairs are not completed within two (2) working days of System Failure. The start of this two (2) working day period begins the next working day after System Failure.
- (E) Evaluate thermal profile segments, every 150 feet, and summarize the segregation of temperature results. Results are to be labeled as Minimal 0°-25°F, Moderate 25.1°-50°F and Severe >50°. Severe readings over 3 consecutive segments or over 4 or more segments in a day warrant investigation on the cause of the differential temperature distribution.

**4.0 MEASUREMENT.** The Department will measure the total area of the pavement lanes mapped by the infrared scanners. Full payment will be provided for all lanes with greater than 85% coverage. Partial payment will be made for all areas covered from 50% coverage to 85% coverage at the following rate Coverage area percentage X Total bid amount. And area with less than 50% coverage will not be measured for payment.

**5.0 PAYMENT.** The Department will make payment for the completed and accepted quantities under the following:

- 1. Payment is full compensation for all work associated with providing all required equipment, training, and documentation.
- 2. Delays due to GPS satellite reception of signals or equipment breakdowns will not be considered justification for contract modifications or contract extensions.

| <u>Code</u> | <u>Pay Item</u>                    | <u>Pay Unit</u> |
|-------------|------------------------------------|-----------------|
| 24891EC     | PAVE MOUNT INFRARED TEMP EQUIPMENT | SQFT            |

SPECIAL NOTE FOR NON-TRACKING TACK COAT

1. DESCRIPTION AND USEAGE. This specification covers the requirements and practices for applying a non-tracking tack asphalt coating. Place this material on the existing pavement course, prior to placement of a new asphalt pavement layer. Use when expedited paving is necessary or when asphalt tracking would negatively impact the surrounding area. This material is not suitable for other uses. Ensure material can “break” within 15 minutes under conditions listed in 3.2.
2. MATERIALS, EQUIPMENT, AND PERSONNEL.

- 2.1 Non-Tracking Tack. Provide material conforming to Subsection 2.1.1.
- 2.1.1 Provide a tack conforming to the following material requirements:

| Property                                  | Specification | Test Procedure |
|---|---------------|----------------|
| Viscosity, SFS, 77 ° F                    | 20 – 100      | AASHTO T 72    |
| Sieve, %                                  | 0.3 max.      | AASHTO T 59    |
| Asphalt Residue <sup>1</sup> , %          | 50 min.       | AASHTO T 59    |
| Oil Distillate, %                         | 1.0 max.      | AASHTO T 59    |
| Residue Penetration, 77 ° F               | 0 - 30        | AASHTO T 49    |
| Original Dynamic Shear (G*/sin δ), 82 ° C | 1.0 min.      | AASHTO T 315   |
| Softening Point, ° F                      | 149 min.      | AASHTO T 53    |
| Solubility, %                             | 97.5 min.     | AASHTO T 44    |

- <sup>1</sup> Bring sample to 212 °F over a 10-15 minute period. Maintain 212 °F for 15-20 minutes or until 30-40 mL of water has distilled. Continue distillation as specified in T59.
- 2.2. Equipment. Provide a distributor truck capable of heating, circulating, and spraying the tack between 170 °F and 180 °F. Do not exceed 180 °F. Circulate the material while heating. Provide the correct nozzles that is recommend by the producer to ensure proper coverage of tack is obtained. Ensure the bar can be raised to between 14” and 18” from the roadway.
- 2.3. Personnel. Ensure the tack supplier has provided training to the contractor on the installation procedures for this product. Make a technical representative from the supplier available at the request of the Engineer.

3. CONSTRUCTION.

- 3.1 Surface Preparation. Prior to the application of the non-tracking tack, ensure the pavement surface is thoroughly dry and free from dust or any other debris that would inhibit adhesion. Clean the surface by scraping, sweeping, and the use of compressed air. Ensure this preparation process occurs shortly before application to prevent the return of debris on to the pavement. If rain is expected within one hour after application, do not apply material. Apply material only when the surface is dry, and no precipitation is expected.

3.2 Non-tracking Tack Application. Placement of non-tracking tack is not permitted from October 1<sup>st</sup> to May 15<sup>th</sup>. When applying material, ensure the roadway temperature is a minimum of 40°F and rising. Prior to application, demonstrate competence in applying the tack according to this note to the satisfaction of the Engineer. Heat the tack in the distributor to between 170 – 180 °F. After the initial heating, between 170 – 180 °F, the material may be sprayed between 165 °F and 180 °F. Do not apply outside this temperature range. Apply material at a minimum rate of 0.70 pounds (0.08 gallons) per square yard. Ensure full coverage of the material on the pavement surface. Full coverage of this material is critical. Increase material application rate if needed to achieve full coverage. Schedule the work so that, at the end of the day's production, all non-tracking tack is covered with the asphalt mixture. If for some reason the non-tracking tack cannot be covered by an asphalt mixture, ensure the non-tracking tack material is clean and reapply the non-tracking tack prior to placing the asphalt mixture. Do not heat material more than twice in one day.

3.3 Non-tracking Tack Certification. Furnish the tack certification to the Engineer stating the material conforms to all requirements herein prior to use.

3.4 Sampling and Testing. The Department will require a sample of non-tracking tack be taken from the distributor at a rate of one sample per 15,000 tons of mix. Take two 1 gallon samples of the heated material and forward the sample to the Division of Materials for testing within 7 days. Ensure the product temperature is between 170 and 180 °F at the time of sampling.

4. MEASUREMENT. The Department will measure the quantity of non-tracking tack in tons. The Department will not measure for payment any extra materials, labor, methods, equipment, or construction techniques used to satisfy the requirements of this note. The Department will not measure for payment any trial applications of non-tracking tack, the cleaning of the pavement surface, or furnishing and placing the non-tracking tack. The Department will consider all such items incidental to the non-tracking tack.
5. PAYMENT. The Department will pay for the non-tracking tack at the Contract unit bid price and apply an adjustment for each manufacturer's lot of material based on the degree of compliance as defined in the following schedule. Non-tracking tack will not be permitted for use from October 1<sup>st</sup> to May 15<sup>th</sup>. During this timeframe, the department will allow the use of an approved asphalt emulsion in lieu of a non-tracking tack product but will not adjust the unit bid price of the material. When a sample fails on two or more tests, the Department may add the deductions, but the total deduction will not exceed 100 percent.

| Non-Tracking Tack Price Adjustment Schedule |               |          |             |             |             |        |
|---|---------------|----------|-------------|-------------|-------------|--------|
| Test  | Specification | 100% Pay | 90% Pay     | 80% Pay     | 50% Pay     | 0% Pay |
| Viscosity, SFS, 77 ° F                      | 20 – 100      | 19 - 102 | 17 - 18     | 15 - 16     | 14          | ≤13    |
|   |               |          | 103 - 105   | 106 - 107   | 108 - 109   | ≥ 110  |
| Sieve, %                                    | 0.30 max.     | ≤ 0.40   | 0.41 - 0.50 | 0.51 - 0.60 | 0.61 - 0.70 | ≥ 0.71 |
| Asphalt Residue, %                          | 50 min.       | ≥49.0    | 48.5 – 48.9 | 48.0 – 48.4 | 47.5-47.9   | ≤ 47.4 |
| Oil Distillate, %                           | 1.0 max.      | ≤1.0     | 1.1-1.5     | 1.6 - 1.7   | 1.8-1.9     | >2.0   |
| Residue Penetration, 77 ° F.                | 30 max.       | ≤ 31     | 32 - 33     | 34 - 35     | 36 - 37     | ≥ 38   |
| Original Dynamic Shear (G*/sin δ), 82 ° C   | 1.0 min.      | ≥0.95    | 0.92 – 0.94 | 0.90 – 0.91 | 0.85 - 0.89 | ≤ 0.84 |
| Softening Point, ° F                        | 149 min.      | ≥145     | 142 - 144   | 140 - 141   | 138 - 139   | ≤ 137  |
| Solubility, %                               | 97.5 min.     | ≥ 97.0   | 96.8 – 96.9 | 96.6 – 96.7 | 96.4 – 96.5 | ≤ 96.3 |

Code  
24970EC

Pay Item  
Asphalt Material for Tack Non-Tracking

Pay Unit  
Ton

Revised: May 23, 2022

## **SPECIAL NOTE FOR EXPERIMENTAL KYCT AND HAMBURG TESTING**

### **1.0 General**

**1.1 Description.** The KYCT (Kentucky Method for Cracking Test) and the Hamburg test results will help determine if the mixture is susceptible to cracking and rutting. During the experimental phase, data will be gathered and analyzed by the Department to determine the durability of the bituminous mixes. Additionally, the data will help the Department to create future performance-based specifications which will include the KYCT and Hamburg test methods.

### **2.0 Equipment**

**2.1 KYCT Testing Equipment.** The Department will require a Marshall Test Press with digital recordation capabilities. Other CT testing equipment may be used for testing with prior approval by the Department.

**2.2 Water Baths.** One or more water baths will be required that can maintain a temperature of 77° +/- 1.8° F with a digital thermometer showing the water bath temperature. Also, one water bath shall have the ability to suspend gyratory specimen fully submerged in water in accordance with AASHTO T-166, current edition.

**2.3 Hamburg Wheel Track Testing.** The department encourages the use of the PTI APA/Hamburg Jr. test equipment to perform the loaded wheel testing. The Department will allow different equipment for the Hamburg testing, but the testing device must be approved by the Department prior to testing.

**2.4 Gyratory Molds.** Gyratory molds will be required to assist in the production of gyratory specimens in accordance with AASHTO T-312, current edition.

**2.5 Ovens.** Adequate (minimum of two ovens) will be required to accommodate the additional molds and asphalt mixture necessary to perform the acceptance testing as outlined in Section 402 of the Kentucky Standard Specifications for Road and Bridge Construction, current edition.

**2.6 Department Equipment.** The Department will provide gyratory molds, PINE 850 Test Press with digital recordation, and CT testing equipment to assist during this experimental phase so data can be gathered. Hamburg test specimens will be submitted to the Division of Materials for testing on the PTI APA/Hamburg Jr if the asphalt contractor or district materials office does not have an approved Hamburg testing device.

### **3.0 Testing Requirements**

**3.1 Acceptance Testing.** Perform all acceptance testing and aggregate gradation as according with Section 402 and Section 403 of the Kentucky Standard Specifications for Road and Bridge Construction, current edition.

**3.2 KYCT Testing.** Perform crack resistance analysis (KYCT) in accordance with the current Kentucky Method for KYCT Index Testing during the mix design phase and during the plant production of all surface mixtures. For mix design approvals, submit KYCT results on the Department MixPack. For Class 4 mixtures, submit ingredient materials to the Division of Materials for verification.

**3.2.1 KYCT Frequency.** Obtain an adequate sample of hot mix asphalt to ensure the acceptance testing, gradation, and KYCT gyratory samples can be fabricated and is representative of the bituminous mixture. Acceptance specimens shall be fabricated first, then immediately after, fabricate the KYCT samples with the gyratory compactor in accordance with Section 2.4 of this Special Note. Analysis of the KYCT specimens and gradation will be required one per subplot produced from the same asphalt material and at the same time as the acceptance specimen is sampled and tested.

**3.2.2 Number of Specimens and Conditioning.** Fabricate specimens in accordance with the Kentucky Method for KYCT Index Testing. Contrary to the method, for field specimens, fabricate a minimum of 3 and up to 6 test specimens. The specimens shall be compacted at the temperature in accordance with KM 64-411. KYCT mix design specimens shall be short-term conditioned uncovered for four hours at compaction temperature in accordance with KM 64-411. Contrary to the Kentucky Method, plant produced bituminous material shall be short-term conditioned immediately after sampling for two hours uncovered in the oven at compaction temperature in accordance with KM 64-411. Additionally, fabricated specimens shall be allowed to cool in air (fan is permissible) for 30 minutes +/- 5 minutes and conditioned in a 77 °F water bath for 30 minutes +/- 5 minutes. To ensure confidence and reliability of the test results provided by KYCT testing and Hamburg testing, reheating of the asphalt mixture is prohibited.

**3.2.3 Record Times.** For each subplot, record the time required between drying aggregates in the plant to KYCT specimen fabrication. The production time may vary due to the time that the bituminous material is held in the silo. Record the preconditioning time when the time exceeds the one-hour specimen cool down time as required in accordance with The Kentucky Method for KYCT Index Testing. The preconditioning time may exceed an hour if the technician is unable to complete the test on the same day or within the specified times as outlined in The Kentucky Method for KYCT Index Testing. The production time and the preconditioning time shall be recorded on the AMAW.

**3.2.4 File Name.** As according to section 7.12 of The Kentucky Method for KYCT Index Testing, save the filename with the following format: "CID\_Approved Mix Number\_Lot Number\_Sublot Number\_Date"

**3.3 Hamburg Testing.** Perform the rut resistance analysis (Hamburg) in accordance with AASTHO T-324, not to exceed 20,000 passes for all bituminous mixtures during the mix design phase and production. For mix design approvals, submit Hamburg results on the Department MixPack. For Class 4 mixtures, submit ingredient materials to the Division of Materials for informational verification.

**3.3.1 Hamburg Testing Frequency.** Perform testing and analysis per lot of material. The plant produced bituminous material sampled for the Hamburg test does not have to be obtained at the same time as the acceptance and KYCT sample. If the Hamburg test sample is not obtained at the same time as the KYCT sample, determine the Maximum Specific Gravity of the KYCT sample in accordance with AASHTO T-209 coinciding with the Hamburg specimens.

**3.3.2 Record Times.** Record the production time as according to section 3.2.3 in this special note. Also record the time that the specimens were fabricated and the time the Hamburg testing was started. All times shall be recorded on the AMAW.



**3.3.3 File Name.** Save the Excel spreadsheet with the following file name; “Hamburg\_CID\_Approved Mix Number\_Lot Number\_Sublot Number\_Date” and upload the file into the AMAW.

#### **4.0 Data**

Submit the AMAW and all test data that was obtained for acceptance, gradation, KYCT, and Hamburg testing within five working days once all testing has been completed for a lot to Central Materials Lab and the District Materials Engineer. Also, any data and or comments that the asphalt contractor or district personnel deem informational during this experimental phase, shall also be submitted to the Central Materials Lab and the District Materials Engineer. Any questions or comments regarding any item in this Special Note can be directed to the Central Office, Division of Materials, Asphalt Branch.

#### **5.0 Payment**

Any additional labor and testing equipment that is required to fabricate and test the KYCT and Hamburg specimens shall be considered incidental to the asphalt surface line item. The Department will perform the testing for the KYCT and Hamburg specimens if a producer does not possess the proper equipment.

June 15<sup>th</sup>, 2022

**SPECIAL NOTE FOR DOLOMITIC POLISH-RESISTANT AGGREGATE IN CLASS A 0.38-IN. AND 0.50-IN. NOMINAL ASPHALT MIXTURES**

**Contrary to Subsection 403.03.03**, when utilizing a dolomitic polish-resistant aggregate as the coarse portion of the Class A 0.38-in. or 0.50-in.-nominal asphalt surface mixture, provide an asphalt mixture conforming to the following requirements:

- 70 percent of total combined aggregate is Class A polish-resistant aggregate.
- Any coarse aggregate utilized in the mixture shall be classified as Class A polish-resistant.
- Non-dolomitic substitutes from other Class A sources may be used as direct substitutes
- All mixes must have DFT testing/results submitted to Division of Materials with any supporting documentation prior to completion of the project.

*Dynamic Friction Testing Procedure.* Prepare samples for DFT analysis in accordance with PP 104. Friction testing shall be conducted by an AASHTO-accredited facility and data shall be provided in accordance with ASTM E1911 conforming to the following three-wheel polishing schedule. Variations to the testing frequency or methodology shall be coordinated with Division of Materials prior to testing.

| <i><b>Polishing Cycles</b></i> |
|--------------------------------|
| 5,000                          |
| 25,000                         |
| 75,000                         |
| 150,000                        |



KENTUCKY TRANSPORTATION CABINET  
Department of Highways  
DIVISION OF RIGHT OF WAY & UTILITIES

TC 62-226  
Rev. 01/2016  
Page 1 of 1

**RIGHT OF WAY CERTIFICATION**

|  |  |  |                         |                                   |  |
|--|--|--|-------------------------|-----------------------------------|--|
| <input checked="" type="checkbox"/>  | <b>Original</b>  | <input type="checkbox"/>                             | <b>Re-Certification</b> | <b>RIGHT OF WAY CERTIFICATION</b> |  |
| <b>ITEM #</b>  |  | <b>COUNTY</b>  |                         | <b>PROJECT # (STATE)</b>          | <b>PROJECT # (FEDERAL)</b>                             |
| 06-20006   |  | Boone  |                         | FD52 008 0275 001-008             | NHPP 2759(139)   |
| <b>PROJECT DESCRIPTION</b>   |  | Route: 275, MP: 1.582-7.25, Repair and Diamond Grind |                         |                                   |  |
|  |  |  |                         |                                   |  |
| <input checked="" type="checkbox"/>  | <b>No Additional Right of Way Required</b>                             |  |                         |                                   |  |
| Construction will be within the limits of the existing right of way. The right of way was acquired in accordance to FHWA regulations under the Uniform Relocation Assistance and Real Property Acquisitions Policy Act of 1970, as amended. No additional right of way or relocation assistance were required for this project.  |  |  |                         |                                   |  |
| <input type="checkbox"/>   | <b>Condition # 1 (Additional Right of Way Required and Cleared)</b>    |  |                         |                                   |  |
| All necessary right of way, including control of access rights when applicable, have been acquired including legal and physical possession. Trial or appeal of cases may be pending in court but legal possession has been obtained. There may be some improvements remaining on the right-of-way, but all occupants have vacated the lands and improvements, and KYTC has physical possession and the rights to remove, salvage, or demolish all improvements and enter on all land. Just Compensation has been paid or deposited with the court. All relocations have been relocated to decent, safe, and sanitary housing or that KYTC has made available to displaced persons adequate replacement housing in accordance with the provisions of the current FHWA directive.  |  |  |                         |                                   |  |
| <input type="checkbox"/>   | <b>Condition # 2 (Additional Right of Way Required with Exception)</b> |  |                         |                                   |  |
| The right of way has not been fully acquired, the right to occupy and to use all rights-of-way required for the proper execution of the project has been acquired. Some parcels may be pending in court and on other parcels full legal possession has not been obtained, but right of entry has been obtained, the occupants of all lands and improvements have vacated, and KYTC has physical possession and right to remove, salvage, or demolish all improvements. Just Compensation has been paid or deposited with the court for most parcels. Just Compensation for all pending parcels will be paid or deposited with the court prior to AWARD of construction contract  |  |  |                         |                                   |  |
| <input type="checkbox"/>   | <b>Condition # 3 (Additional Right of Way Required with Exception)</b> |  |                         |                                   |  |
| The acquisition or right of occupancy and use of a few remaining parcels are not complete and/or some parcels still have occupants. All remaining occupants have had replacement housing made available to them in accordance with 49 CFR 24.204. KYTC is hereby requesting authorization to advertise this project for bids and to proceed with bid letting even though the necessary right of way will not be fully acquired, and/or some occupants will not be relocated, and/or the just compensation will not be paid or deposited with the court for some parcels until after bid letting. KYTC will fully meet all the requirements outlined in 23 CFR 635.309(c)(3) and 49 CFR 24.102(j) and will expedite completion of all acquisitions, relocations, and full payments after bid letting and prior to AWARD of the construction contract or force account construction. |  |  |                         |                                   |  |
| Total Number of Parcels on Project   |  |  |                         | <b>EXCEPTION (S) Parcel #</b>     | <b>ANTICIPATED DATE OF POSSESSION WITH EXPLANATION</b> |
| Number of Parcels That Have Been Acquired  |  |  |                         |                                   |  |
| Signed Deed  |  |  |                         |                                   |  |
| Condemnation   |  |  |                         |                                   |  |
| Signed ROE   |  |  |                         |                                   |  |
| <b>Notes/ Comments (Text is limited. Use additional sheet if necessary.)</b>   |  |  |                         |                                   |  |
| <b>LPA RW Project Manager</b>  |  |  |                         | <b>Right of Way Supervisor</b>    |  |
| Printed Name   |  |  |                         | Printed Name<br>Lynn Whalen       |  |
| Signature  |  |  |                         | Signature                         |  |
| Date   |  |  |                         | Date                              |  |
| <b>Right of Way Director</b>   |  |  |                         | <b>FHWA</b>                       |  |
| Printed Name   |  |  |                         | Printed Name                      |  |
| Signature  |  |  |                         | Signature                         |  |
| Date   |  |  |                         | Date                              |  |

UTILITIES AND RAIL CERTIFICATION NOTE

|   |
|---|
| <div>Boone County<br/>NHPP 2759(139)<br/>FD52 008 0275 001-008<br/>Mile point: 1.582 TO 7.250<br/>ADDRESS CONDITION OF I-275 FROM MILEPOINT 1.054 (1.582 CARDINAL) TO MILEPOINT 7.25<br/>ITEM NUMBER: 06-20006.00</div> |
|---|

PROJECT NOTES ON UTILITIES

Utility coordination efforts determined that no significant utility relocation work is required to complete the project. Should utilities be found during construction, the Contractor is fully responsible for protection of those utilities.

NOTE: DO NOT DISTURB THE FOLLOWING FACILITIES LOCATED WITHIN THE PROJECT DISTURB LIMITS

There are likely overhead utility lines that cross over the project area. None of these should be in conflict with the project.

CAUTION!

TRUCK DRIVERS, HEAVY EQUIPMENT OPERATORS, AND ALL OTHERS WORKING ON THIS PROJECT SHOULD BE VIGILANT IN KEEPING THEMSELVES AWARE OF THE PRESENCE OF OVERHEAD UTILITY LINES AT ALL TIMES. TRUCK BEDS AND EQUIPMENT BOOMS SHOULD BE LOWERED WHEN WORKING UNDER UTILITY LINES TO PREVENT CONTACTING OR SNAGGING OVERHEAD LINES. ARCING BETWEEN ELECTRIC LINES AND EQUIPMENT WHEN IN CLOSE PROXIMITY CAN ALSO BE DANGEROUS. ALL PRECAUTIONS SHOULD BE TAKEN WHEN WORKING NEAR OR UNDER POWER LINES TO STAY CLEAR OF THE POTENTIAL OF CREATING A HAZARDOUS CONDITION.

THE FOLLOWING FACILITY OWNERS ARE RELOCATING/ADJUSTING THEIR FACILITIES WITHIN THE PROJECT LIMITS AND WILL BE COMPLETE PRIOR TO CONSTRUCTION

Not Applicable

UTILITIES AND RAIL CERTIFICATION NOTE

|   |
|---|
| <div>Boone County<br/>NHPP 2759(139)<br/>FD52 008 0275 001-008<br/>Mile point: 1.582 TO 7.250<br/>ADDRESS CONDITION OF I-275 FROM MILEPOINT 1.054 (1.582 CARDINAL) TO MILEPOINT 7.25<br/>ITEM NUMBER: 06-20006.00</div> |
|---|

THE FOLLOWING FACILITY OWNERS HAVE FACILITIES TO BE RELOCATED/ADJUSTED BY THE OWNER OR THEIR SUBCONTRACTOR AND IS TO BE COORDINATED WITH THE ROAD CONTRACT

Not Applicable

THE FOLLOWING FACILITY OWNERS HAVE FACILITIES TO BE RELOCATED/ADJUSTED BY THE ROAD CONTRACTOR AS INCLUDED IN THIS CONTRACT

Not Applicable

RAIL COMPANIES HAVE FACILITIES IN CONJUNCTION WITH THIS PROJECT AS NOTED

☐ No Rail Involvement    ☐ Rail Involved    ☐ Rail Adjacent

**SPECIAL CAUTION NOTE – PROTECTION OF UTILITIES**

The contractor will be responsible for contacting all utility facility owners on the subject project to coordinate his activities. The contractor will coordinate his activities to minimize and, where possible, avoid conflicts with utility facilities. Due to the nature of the work proposed, it is unlikely to conflict with the existing utilities beyond minor facility adjustments. Where conflicts with utility facilities are unavoidable, the contractor will coordinate any necessary relocation work with the facility owner and Resident Engineer. The Kentucky Transportation Cabinet maintains the right to remove or alter portions of this contract if a utility conflict occurs.

The utility facilities as noted in the previous section(s) have been determined using data garnered by varied means and with varying degrees of accuracy: from the facility owners, a result of S.U.E., field inspections, and/or reviews of record drawings. The facilities defined may not be inclusive of all utilities in the project scope and are not Level A quality, unless specified as such. It is the contractor’s responsibility to verify all utilities and their respective locations before excavating.

## UTILITIES AND RAIL CERTIFICATION NOTE

**Boone County  
NHPP 2759(139)  
FD52 008 0275 001-008  
Mile point: 1.582 TO 7.250  
ADDRESS CONDITION OF I-275 FROM MILEPOINT 1.054 (1.582 CARDINAL) TO MILEPOINT 7.25  
ITEM NUMBER: 06-20006.00**

### **BEFORE YOU DIG**

The contractor is instructed to call 1-800-752-6007 to reach KY 811, the one-call system for information on the location of existing underground utilities. The call is to be placed a minimum of two (2) and no more than ten (10) business days prior to excavation. The contractor should be aware that owners of underground facilities are not required to be members of the KY 811 one-call Before-U-Dig (BUD) service. The contractor must coordinate excavation with the utility owners, including those whom do not subscribe to KY 811. It may be necessary for the contractor to contact the County Court Clerk to determine what utility companies have facilities in the area.

**UTILITIES AND RAIL CERTIFICATION NOTE**

|   |
|---|
| <p>Boone County<br/>NHPP 2759(139)<br/>FD52 008 0275 001-008<br/>Mile point: 1.582 TO 7.250<br/>ADDRESS CONDITION OF I-275 FROM MILEPOINT 1.054 (1.582 CARDINAL) TO MILEPOINT 7.25<br/>ITEM NUMBER: 06-20006.00</p> |
|---|

**AREA FACILITY OWNER CONTACT LIST**

UTILITY CONTACT INFORMATION WILL BE PROVIDED AS NEEDED AT THE  
PRECONSTRUCTION MEETING OR DURING CONSTRUCTION.

Contract Id: \_\_\_\_\_ Contractor: \_\_\_\_\_

Section Engineer: \_\_\_\_\_ District & County: \_\_\_\_\_

| DESCRIPTION   | UNIT     | QTY LEAVING PROJECT | QTY RECEIVED@BB YARD |
|---|----------|---------------------|----------------------|
| GUARDRAIL (Includes<br>End treatments & crash cushions) | LF       | _____               | _____                |
| STEEL POSTS   | EACH     | _____               | _____                |
| STEEL BLOCKS  | EACH     | _____               | _____                |
| WOOD OFFSET BLOCKS                                      | EACH     | _____               | _____                |
| BACK UP PLATES  | EACH     | _____               | _____                |
| CRASH CUSHION   | EACH     | _____               | _____                |
| NUTS, BOLTS, WASHERS                                    | BAG/BCKT | _____               | _____                |
| DAMAGED RAIL TO MAINT. FACILITY                         | LF       | _____               | _____                |
| DAMAGED POSTS TO MAINT. FACILITY                        | EACH     | _____               | _____                |

**\*Required Signatures before Leaving Project Site**

Printed Section Engineer’s Representative\_\_\_\_\_ & Date\_\_\_\_\_

Signature Section Engineer’s Representative\_\_\_\_\_ & Date\_\_\_\_\_

Printed Contractor’s Representative\_\_\_\_\_ & Date\_\_\_\_\_

Signature Contractor’s Representative\_\_\_\_\_ & Date\_\_\_\_\_

**\*Required Signatures after Arrival at Bailey Bridge Yard (All material on truck must be counted & the quantity received column completed before signatures)**

Printed Bailey Bridge Yard Representative\_\_\_\_\_ & Date\_\_\_\_\_

Signature Bailey Bridge Yard Representative\_\_\_\_\_ & Date\_\_\_\_\_

Printed Contractor’s Representative\_\_\_\_\_ & Date\_\_\_\_\_

Signature Contractor’s Representative\_\_\_\_\_ & Date\_\_\_\_\_

\*\*Payment for the bid item remove guardrail will be based upon the quantities shown in the Bailey Bridge Yard received column. Payment will not be made for guardrail removal until the guardrail verification sheets are electronically submitted to the Section Engineer by the Bailey Bridge Yard Representative.



**PART II**

**SPECIFICATIONS AND STANDARD DRAWINGS**

### **STANDARD SPECIFICATIONS**

Any reference in the plans or proposal to previous editions of the *Standard Specifications for Road and Bridge Construction* and *Standard Drawings* are superseded by *Standard Specifications for Road and Bridge Construction, Edition of 2019* and *Standard Drawings, Edition of 2020*.

### **SUPPLEMENTAL SPECIFICATIONS**

The contractor shall use the Supplemental Specifications that are effective at the time of letting. The Supplemental Specifications can be found at the following link:  
<http://transportation.ky.gov/Construction/Pages/Kentucky-Standard-Specifications.aspx>

## **SUPPLEMENTAL SPECIFICATIONS**

The contractor shall use the Supplemental Specifications that are effective at the time of letting.  
The Supplemental Specifications can be found at the following link:

<http://transportation.ky.gov/Construction/Pages/Kentucky-Standard-Specifications.aspx>

## **SPECIAL NOTE FOR PORTABLE CHANGEABLE MESSAGE SIGNS**

This Special Note will apply when indicated on the plans or in the proposal.

**1.0 DESCRIPTION.** Furnish, install, operate, and maintain variable message signs at the locations shown on the plans or designated by the Engineer. Remove and retain possession of variable message signs when they are no longer needed on the project.

## **2.0 MATERIALS.**

**2.1 General.** Use LED Variable Message Signs Class I, II, or III, as appropriate, from the Department's List of Approved Materials.

Unclassified signs may be submitted for approval by the Engineer. The Engineer may require a daytime and nighttime demonstration. The Engineer will make a final decision within 30 days after all required information is received.

### **2.2 Sign and Controls.** All signs must:

- 1) Provide 3-line messages with each line being 8 characters long and at least 18 inches tall. Each character comprises 35 pixels.
- 2) Provide at least 40 preprogrammed messages available for use at any time. Provide for quick and easy change of the displayed message; editing of the message; and additions of new messages.
- 3) Provide a controller consisting of:
  - a) Keyboard or keypad.
  - b) Readout that mimics the actual sign display. (When LCD or LCD type readout is used, include backlighting and heating or otherwise arrange for viewing in cold temperatures.)
  - c) Non-volatile memory or suitable memory with battery backup for storing pre-programmed messages.
  - d) Logic circuitry to control the sequence of messages and flash rate.
- 4) Provide a serial interface that is capable of supporting complete remote control ability through land line and cellular telephone operation. Include communication software capable of immediately updating the message, providing complete sign status, and allowing message library queries and updates.
- 5) Allow a single person easily to raise the sign to a satisfactory height above the pavement during use, and lower the sign during travel.
- 6) Be Highway Orange on all exterior surfaces of the trailer, supports, and controller cabinet.
- 7) Provide operation in ambient temperatures from -30 to + 120 degrees Fahrenheit during snow, rain and other inclement weather.
- 8) Provide the driver board as part of a module. All modules are interchangeable, and have plug and socket arrangements for disconnection and reconnection. Printed circuit boards associated with driver boards have a conformable coating to protect against moisture.
- 9) Provide a sign case sealed against rain, snow, dust, insects, etc. The lens is UV stabilized clear plastic (polycarbonate, acrylic, or other approved material) angled to prevent glare.
- 10) Provide a flat black UV protected coating on the sign hardware, character PCB, and appropriate lens areas.
- 11) Provide a photocell control to provide automatic dimming.

11

- 12) Allow an on-off flashing sequence at an adjustable rate.
- 13) Provide a sight to aim the message.
- 14) Provide a LED display color of approximately 590 nm amber.
- 15) Provide a controller that is password protected.
- 16) Provide a security device that prevents unauthorized individuals from accessing the controller.
- 17) Provide the following 3-line messages preprogrammed and available for use when the sign unit begins operation:

|                         |                         |
|-------------------------|-------------------------|
| /KEEP/RIGHT/⇒⇒⇒/        | /MIN/SPEED/**MPH/       |
| /KEEP/LEFT/⇐⇐⇐/         | /ICY/BRIDGE/AHEAD/ /ONE |
| /LOOSE/GRAVEL/AHEAD/    | LANE/BRIDGE/AHEAD/      |
| /RD WORK/NEXT/**MILES/  | /ROUGH/ROAD/AHEAD/      |
| /TWO WAY/TRAFFIC/AHEAD/ | /MERGING/TRAFFIC/AHEAD/ |
| /PAINT/CREW/AHEAD/      | /NEXT/***/MILES/        |
| /REDUCE/SPEED/**MPH/    | /HEAVY/TRAFFIC/AHEAD/   |
| /BRIDGE/WORK/***() FT/  | /SPEED/LIMIT/**MPH/     |
| /MAX/SPEED/**MPH/       | /BUMP/AHEAD/            |
| /SURVEY/PARTY/AHEAD/    | /TWO/WAY/TRAFFIC/       |

\*Insert numerals as directed by the Engineer.

Add other messages during the project when required by the Engineer.

### 2.3 Power.

- 1) Design solar panels to yield 10 percent or greater additional charge than sign consumption. Provide direct wiring for operation of the sign or arrow board from an external power source to provide energy backup for 21 days without sunlight and an on-board system charger with the ability to recharge completely discharged batteries in 24 hours.

**3.0 CONSTRUCTION.** Furnish and operate the variable message signs as designated on the plans or by the Engineer. Ensure the bottom of the message panel is a minimum of 7 feet above the roadway in urban areas and 5 feet above in rural areas when operating. Use Class I, II, or III signs on roads with a speed limit less than 55 mph. Use Class I or II signs on roads with speed limits 55 mph or greater.

Maintain the sign in proper working order, including repair of any damage done by others, until completion of the project. When the sign becomes inoperative, immediately repair or replace the sign. Repetitive problems with the same unit will be cause for rejection and replacement.

Use only project related messages and messages directed by the Engineer, unnecessary messages lessen the impact of the sign. Ensure the message is displayed in either one or 2 phases with each phase having no more than 3 lines of text. When no message is needed, but it is necessary to know if the sign is operable, flash only a pixel.

When the sign is not needed, move it outside the clear zone or where the Engineer directs. Variable Message Signs are the property of the Contractor and shall be removed from the project when no longer needed. The Department will not assume ownership of these signs.

**4.0 MEASUREMENT.** The final quantity of Variable Message Sign will be

11  
the actual number of individual signs acceptably furnished and operated during the project. The Department will not measure signs replaced due to damage or rejection.

**5.0 PAYMENT.** The Department will pay for the Variable Message Signs at the unit price each. The Department will not pay for signs replaced due to damage or rejection. Payment is full compensation for furnishing all materials, labor, equipment, and service necessary to, operate, move, repair, and maintain or replace the variable message signs. The Department will make payment for the completed and accepted quantities under the following:

| <u>Code</u> | <u>Pay Item</u>                  | <u>Pay Unit</u> |
|-------------|----------------------------------|-----------------|
| 02671       | Portable Changeable Message Sign | Each            |

Effective June 15, 2012

## **PART III**

### **EMPLOYMENT, WAGE AND RECORD REQUIREMENTS**

FHWA-1273 -- Revised July 5, 2022

## REQUIRED CONTRACT PROVISIONS FEDERAL-AID CONSTRUCTION CONTRACTS

- I. General
- II. Nondiscrimination
- III. Non-segregated Facilities
- IV. Davis-Bacon and Related Act Provisions
- V. Contract Work Hours and Safety Standards Act Provisions
- VI. Subletting or Assigning the Contract
- VII. Safety: Accident Prevention
- VIII. False Statements Concerning Highway Projects
- IX. Implementation of Clean Air Act and Federal Water Pollution Control Act
- X. Certification Regarding Debarment, Suspension, Ineligibility and Voluntary Exclusion
- XI. Certification Regarding Use of Contract Funds for Lobbying
- XII. Use of United States-Flag Vessels:

### ATTACHMENTS

A. Employment and Materials Preference for Appalachian Development Highway System or Appalachian Local Access Road Contracts (included in Appalachian contracts only)

### I. GENERAL

1. Form FHWA-1273 must be physically incorporated in each construction contract funded under title 23, United States Code, as required in 23 CFR 633.102(b) (excluding emergency contracts solely intended for debris removal). The contractor (or subcontractor) must insert this form in each subcontract and further require its inclusion in all lower tier subcontracts (excluding purchase orders, rental agreements and other agreements for supplies or services). 23 CFR 633.102(e).

The applicable requirements of Form FHWA-1273 are incorporated by reference for work done under any purchase order, rental agreement or agreement for other services. The prime contractor shall be responsible for compliance by any subcontractor, lower-tier subcontractor or service provider. 23 CFR 633.102(e).

Form FHWA-1273 must be included in all Federal-aid design-build contracts, in all subcontracts and in lower tier subcontracts (excluding subcontracts for design services, purchase orders, rental agreements and other agreements for supplies or services) in accordance with 23 CFR 633.102. The design-builder shall be responsible for compliance by any subcontractor, lower-tier subcontractor or service provider.

Contracting agencies may reference Form FHWA-1273 in solicitation-for-bids or request-for-proposals documents, however, the Form FHWA-1273 must be physically incorporated (not referenced) in all contracts, subcontracts and lower-tier subcontracts (excluding purchase orders, rental agreements and other agreements for supplies or services related to a construction contract). 23 CFR 633.102(b).

2. Subject to the applicability criteria noted in the following sections, these contract provisions shall apply to all work

performed on the contract by the contractor's own organization and with the assistance of workers under the contractor's immediate superintendence and to all work performed on the contract by piecework, station work, or by subcontract. 23 CFR 633.102(d).

3. A breach of any of the stipulations contained in these Required Contract Provisions may be sufficient grounds for withholding of progress payments, withholding of final payment, termination of the contract, suspension / debarment or any other action determined to be appropriate by the contracting agency and FHWA.

4. Selection of Labor: During the performance of this contract, the contractor shall not use convict labor for any purpose within the limits of a construction project on a Federal-aid highway unless it is labor performed by convicts who are on parole, supervised release, or probation. 23 U.S.C. 114(b). The term Federal-aid highway does not include roadways functionally classified as local roads or rural minor collectors. 23 U.S.C. 101(a).

### II. NONDISCRIMINATION (23 CFR 230.107(a); 23 CFR Part 230, Subpart A, Appendix A; EO 11246)

The provisions of this section related to 23 CFR Part 230, Subpart A, Appendix A are applicable to all Federal-aid construction contracts and to all related construction subcontracts of \$10,000 or more. The provisions of 23 CFR Part 230 are not applicable to material supply, engineering, or architectural service contracts.

In addition, the contractor and all subcontractors must comply with the following policies: Executive Order 11246, 41 CFR Part 60, 29 CFR Parts 1625-1627, 23 U.S.C. 140, Section 504 of the Rehabilitation Act of 1973, as amended (29 U.S.C. 794), Title VI of the Civil Rights Act of 1964, as amended (42 U.S.C. 2000d et seq.), and related regulations including 49 CFR Parts 21, 26, and 27; and 23 CFR Parts 200, 230, and 633.

The contractor and all subcontractors must comply with: the requirements of the Equal Opportunity Clause in 41 CFR 60-1.4(b) and, for all construction contracts exceeding \$10,000, the Standard Federal Equal Employment Opportunity Construction Contract Specifications in 41 CFR 60-4.3.

Note: The U.S. Department of Labor has exclusive authority to determine compliance with Executive Order 11246 and the policies of the Secretary of Labor including 41 CFR Part 60, and 29 CFR Parts 1625-1627. The contracting agency and the FHWA have the authority and the responsibility to ensure compliance with 23 U.S.C. 140, Section 504 of the Rehabilitation Act of 1973, as amended (29 U.S.C. 794), and Title VI of the Civil Rights Act of 1964, as amended (42 U.S.C. 2000d et seq.), and related regulations including 49 CFR Parts 21, 26, and 27; and 23 CFR Parts 200, 230, and 633.

The following provision is adopted from 23 CFR Part 230, Subpart A, Appendix A, with appropriate revisions to conform to the U.S. Department of Labor (US DOL) and FHWA requirements.



**1. Equal Employment Opportunity:** Equal Employment Opportunity (EEO) requirements not to discriminate and to take affirmative action to assure equal opportunity as set forth under laws, executive orders, rules, regulations (see 28 CFR Part 35, 29 CFR Part 1630, 29 CFR Parts 1625-1627, 41 CFR Part 60 and 49 CFR Part 27) and orders of the Secretary of Labor as modified by the provisions prescribed herein, and imposed pursuant to 23 U.S.C. 140, shall constitute the EEO and specific affirmative action standards for the contractor's project activities under this contract. The provisions of the Americans with Disabilities Act of 1990 (42 U.S.C. 12101 et seq.) set forth under 28 CFR Part 35 and 29 CFR Part 1630 are incorporated by reference in this contract. In the execution of this contract, the contractor agrees to comply with the following minimum specific requirement activities of EEO:

a. The contractor will work with the contracting agency and the Federal Government to ensure that it has made every good faith effort to provide equal opportunity with respect to all of its terms and conditions of employment and in their review of activities under the contract. 23 CFR 230.409 (g)(4) & (5).

b. The contractor will accept as its operating policy the following statement:

"It is the policy of this Company to assure that applicants are employed, and that employees are treated during employment, without regard to their race, religion, sex, sexual orientation, gender identity, color, national origin, age or disability. Such action shall include: employment, upgrading, demotion, or transfer; recruitment or recruitment advertising; layoff or termination; rates of pay or other forms of compensation; and selection for training, including apprenticeship, pre-apprenticeship, and/or on-the-job training."

**2. EEO Officer:** The contractor will designate and make known to the contracting officers an EEO Officer who will have the responsibility for and must be capable of effectively administering and promoting an active EEO program and who must be assigned adequate authority and responsibility to do so.

**3. Dissemination of Policy:** All members of the contractor's staff who are authorized to hire, supervise, promote, and discharge employees, or who recommend such action or are substantially involved in such action, will be made fully cognizant of and will implement the contractor's EEO policy and contractual responsibilities to provide EEO in each grade and classification of employment. To ensure that the above agreement will be met, the following actions will be taken as a minimum:

a. Periodic meetings of supervisory and personnel office employees will be conducted before the start of work and then not less often than once every six months, at which time the contractor's EEO policy and its implementation will be reviewed and explained. The meetings will be conducted by the EEO Officer or other knowledgeable company official.

b. All new supervisory or personnel office employees will be given a thorough indoctrination by the EEO Officer, covering all major aspects of the contractor's EEO obligations within thirty days following their reporting for duty with the contractor.

c. All personnel who are engaged in direct recruitment for the project will be instructed by the EEO Officer in the contractor's procedures for locating and hiring minorities and women.

d. Notices and posters setting forth the contractor's EEO policy will be placed in areas readily accessible to employees, applicants for employment and potential employees.

e. The contractor's EEO policy and the procedures to implement such policy will be brought to the attention of employees by means of meetings, employee handbooks, or other appropriate means.

**4. Recruitment:** When advertising for employees, the contractor will include in all advertisements for employees the notation: "An Equal Opportunity Employer." All such advertisements will be placed in publications having a large circulation among minorities and women in the area from which the project work force would normally be derived.

a. The contractor will, unless precluded by a valid bargaining agreement, conduct systematic and direct recruitment through public and private employee referral sources likely to yield qualified minorities and women. To meet this requirement, the contractor will identify sources of potential minority group employees and establish with such identified sources procedures whereby minority and women applicants may be referred to the contractor for employment consideration.

b. In the event the contractor has a valid bargaining agreement providing for exclusive hiring hall referrals, the contractor is expected to observe the provisions of that agreement to the extent that the system meets the contractor's compliance with EEO contract provisions. Where implementation of such an agreement has the effect of discriminating against minorities or women, or obligates the contractor to do the same, such implementation violates Federal nondiscrimination provisions.

c. The contractor will encourage its present employees to refer minorities and women as applicants for employment. Information and procedures with regard to referring such applicants will be discussed with employees.

**5. Personnel Actions:** Wages, working conditions, and employee benefits shall be established and administered, and personnel actions of every type, including hiring, upgrading, promotion, transfer, demotion, layoff, and termination, shall be taken without regard to race, color, religion, sex, sexual orientation, gender identity, national origin, age or disability. The following procedures shall be followed:

a. The contractor will conduct periodic inspections of project sites to ensure that working conditions and employee facilities do not indicate discriminatory treatment of project site personnel.

b. The contractor will periodically evaluate the spread of wages paid within each classification to determine any evidence of discriminatory wage practices.

c. The contractor will periodically review selected personnel actions in depth to determine whether there is evidence of discrimination. Where evidence is found, the contractor will promptly take corrective action. If the review indicates that the discrimination may extend beyond the actions reviewed, such corrective action shall include all affected persons.

d. The contractor will promptly investigate all complaints of alleged discrimination made to the contractor in connection with its obligations under this contract, will attempt to resolve such complaints, and will take appropriate corrective action

within a reasonable time. If the investigation indicates that the discrimination may affect persons other than the complainant, such corrective action shall include such other persons. Upon completion of each investigation, the contractor will inform every complainant of all of their avenues of appeal.

#### **6. Training and Promotion:**

a. The contractor will assist in locating, qualifying, and increasing the skills of minorities and women who are applicants for employment or current employees. Such efforts should be aimed at developing full journey level status employees in the type of trade or job classification involved.

b. Consistent with the contractor's work force requirements and as permissible under Federal and State regulations, the contractor shall make full use of training programs (i.e., apprenticeship and on-the-job training programs for the geographical area of contract performance). In the event a special provision for training is provided under this contract, this subparagraph will be superseded as indicated in the special provision. The contracting agency may reserve training positions for persons who receive welfare assistance in accordance with 23 U.S.C. 140(a).

c. The contractor will advise employees and applicants for employment of available training programs and entrance requirements for each.

d. The contractor will periodically review the training and promotion potential of employees who are minorities and women and will encourage eligible employees to apply for such training and promotion.

**7. Unions:** If the contractor relies in whole or in part upon unions as a source of employees, the contractor will use good faith efforts to obtain the cooperation of such unions to increase opportunities for minorities and women. 23 CFR 230.409. Actions by the contractor, either directly or through a contractor's association acting as agent, will include the procedures set forth below:

a. The contractor will use good faith efforts to develop, in cooperation with the unions, joint training programs aimed toward qualifying more minorities and women for membership in the unions and increasing the skills of minorities and women so that they may qualify for higher paying employment.

b. The contractor will use good faith efforts to incorporate an EEO clause into each union agreement to the end that such union will be contractually bound to refer applicants without regard to their race, color, religion, sex, sexual orientation, gender identity, national origin, age, or disability.

c. The contractor is to obtain information as to the referral practices and policies of the labor union except that to the extent such information is within the exclusive possession of the labor union and such labor union refuses to furnish such information to the contractor, the contractor shall so certify to the contracting agency and shall set forth what efforts have been made to obtain such information.

d. In the event the union is unable to provide the contractor with a reasonable flow of referrals within the time limit set forth in the collective bargaining agreement, the contractor will, through independent recruitment efforts, fill the employment vacancies without regard to race, color, religion, sex, sexual orientation, gender identity, national origin, age, or disability; making full efforts to obtain qualified and/or qualifiable minorities and women. The failure of a union to provide

sufficient referrals (even though it is obligated to provide exclusive referrals under the terms of a collective bargaining agreement) does not relieve the contractor from the requirements of this paragraph. In the event the union referral practice prevents the contractor from meeting the obligations pursuant to Executive Order 11246, as amended, and these special provisions, such contractor shall immediately notify the contracting agency.

#### **8. Reasonable Accommodation for Applicants /**

**Employees with Disabilities:** The contractor must be familiar with the requirements for and comply with the Americans with Disabilities Act and all rules and regulations established thereunder. Employers must provide reasonable accommodation in all employment activities unless to do so would cause an undue hardship.

#### **9. Selection of Subcontractors, Procurement of Materials and Leasing of Equipment:**

The contractor shall not discriminate on the grounds of race, color, religion, sex, sexual orientation, gender identity, national origin, age, or disability in the selection and retention of subcontractors, including procurement of materials and leases of equipment. The contractor shall take all necessary and reasonable steps to ensure nondiscrimination in the administration of this contract.

a. The contractor shall notify all potential subcontractors, suppliers, and lessors of their EEO obligations under this contract.

b. The contractor will use good faith efforts to ensure subcontractor compliance with their EEO obligations.

#### **10. Assurances Required:**

a. The requirements of 49 CFR Part 26 and the State DOT's FHWA-approved Disadvantaged Business Enterprise (DBE) program are incorporated by reference.

b. The contractor, subrecipient or subcontractor shall not discriminate on the basis of race, color, national origin, or sex in the performance of this contract. The contractor shall carry out applicable requirements of 49 CFR part 26 in the award and administration of DOT-assisted contracts. Failure by the contractor to carry out these requirements is a material breach of this contract, which may result in the termination of this contract or such other remedy as the recipient deems appropriate, which may include, but is not limited to:

- (1) Withholding monthly progress payments;
- (2) Assessing sanctions;
- (3) Liquidated damages; and/or
- (4) Disqualifying the contractor from future bidding as non-responsible.

c. The Title VI and nondiscrimination provisions of U.S. DOT Order 1050.2A at Appendixes A and E are incorporated by reference. 49 CFR Part 21.

**11. Records and Reports:** The contractor shall keep such records as necessary to document compliance with the EEO requirements. Such records shall be retained for a period of three years following the date of the final payment to the contractor for all contract work and shall be available at reasonable times and places for inspection by authorized representatives of the contracting agency and the FHWA.

a. The records kept by the contractor shall document the following:

- (1) The number and work hours of minority and non-minority group members and women employed in each work classification on the project;
- (2) The progress and efforts being made in cooperation with unions, when applicable, to increase employment opportunities for minorities and women; and
- (3) The progress and efforts being made in locating, hiring, training, qualifying, and upgrading minorities and women.

b. The contractors and subcontractors will submit an annual report to the contracting agency each July for the duration of the project indicating the number of minority, women, and non-minority group employees currently engaged in each work classification required by the contract work. This information is to be reported on [Form FHWA-1391](#). The staffing data should represent the project work force on board in all or any part of the last payroll period preceding the end of July. If on-the-job training is being required by special provision, the contractor will be required to collect and report training data. The employment data should reflect the work force on board during all or any part of the last payroll period preceding the end of July.

III. NONSEGREGATED FACILITIES

This provision is applicable to all Federal-aid construction contracts and to all related construction subcontracts of more than \$10,000. 41 CFR 60-1.5.

As prescribed by 41 CFR 60-1.8, the contractor must ensure that facilities provided for employees are provided in such a manner that segregation on the basis of race, color, religion, sex, sexual orientation, gender identity, or national origin cannot result. The contractor may neither require such segregated use by written or oral policies nor tolerate such use by employee custom. The contractor's obligation extends further to ensure that its employees are not assigned to perform their services at any location under the contractor's control where the facilities are segregated. The term "facilities" includes waiting rooms, work areas, restaurants and other eating areas, time clocks, restrooms, washrooms, locker rooms and other storage or dressing areas, parking lots, drinking fountains, recreation or entertainment areas, transportation, and housing provided for employees. The contractor shall provide separate or single-user restrooms and necessary dressing or sleeping areas to assure privacy between sexes.

IV. DAVIS-BACON AND RELATED ACT PROVISIONS

This section is applicable to all Federal-aid construction projects exceeding \$2,000 and to all related subcontracts and lower-tier subcontracts (regardless of subcontract size), in accordance with 29 CFR 5.5. The requirements apply to all projects located within the right-of-way of a roadway that is functionally classified as Federal-aid highway. 23 U.S.C. 113. This excludes roadways functionally classified as local roads or rural minor collectors, which are exempt. 23 U.S.C. 101. Where applicable law requires that projects be treated as a project on a Federal-aid highway, the provisions of this subpart will apply regardless of the location of the project. Examples include: Surface Transportation Block Grant Program projects funded under 23 U.S.C. 133 [excluding recreational trails projects], the Nationally Significant Freight and Highway

Projects funded under 23 U.S.C. 117, and National Highway Freight Program projects funded under 23 U.S.C. 167.

The following provisions are from the U.S. Department of Labor regulations in 29 CFR 5.5 "Contract provisions and related matters" with minor revisions to conform to the FHWA-1273 format and FHWA program requirements.

1. Minimum wages (29 CFR 5.5)

a. All laborers and mechanics employed or working upon the site of the work, will be paid unconditionally and not less often than once a week, and without subsequent deduction or rebate on any account (except such payroll deductions as are permitted by regulations issued by the Secretary of Labor under the Copeland Act (29 CFR part 3)), the full amount of wages and bona fide fringe benefits (or cash equivalents thereof) due at time of payment computed at rates not less than those contained in the wage determination of the Secretary of Labor which is attached hereto and made a part hereof, regardless of any contractual relationship which may be alleged to exist between the contractor and such laborers and mechanics.

Contributions made or costs reasonably anticipated for bona fide fringe benefits under section 1(b)(2) of the Davis-Bacon Act on behalf of laborers or mechanics are considered wages paid to such laborers or mechanics, subject to the provisions of paragraph 1.d. of this section; also, regular contributions made or costs incurred for more than a weekly period (but not less often than quarterly) under plans, funds, or programs which cover the particular weekly period, are deemed to be constructively made or incurred during such weekly period. Such laborers and mechanics shall be paid the appropriate wage rate and fringe benefits on the wage determination for the classification of work actually performed, without regard to skill, except as provided in 29 CFR 5.5(a)(4). Laborers or mechanics performing work in more than one classification may be compensated at the rate specified for each classification for the time actually worked therein: Provided, That the employer's payroll records accurately set forth the time spent in each classification in which work is performed. The wage determination (including any additional classification and wage rates conformed under paragraph 1.b. of this section) and the Davis-Bacon poster (WH-1321) shall be posted at all times by the contractor and its subcontractors at the site of the work in a prominent and accessible place where it can be easily seen by the workers.

- b.(1) The contracting officer shall require that any class of laborers or mechanics, including helpers, which is not listed in the wage determination and which is to be employed under the contract shall be classified in conformance with the wage determination. The contracting officer shall approve an additional classification and wage rate and fringe benefits therefore only when the following criteria have been met:
  - (i) The work to be performed by the classification requested is not performed by a classification in the wage determination; and
  - (ii) The classification is utilized in the area by the construction industry; and

(iii) The proposed wage rate, including any bona fide fringe benefits, bears a reasonable relationship to the wage rates contained in the wage determination.

(2) If the contractor and the laborers and mechanics to be employed in the classification (if known), or their representatives, and the contracting officer agree on the classification and wage rate (including the amount designated for fringe benefits where appropriate), a report of the action taken shall be sent by the contracting officer to the Administrator of the Wage and Hour Division, U.S. Department of Labor, Washington, DC 20210. The Administrator, or an authorized representative, will approve, modify, or disapprove every additional classification action within 30 days of receipt and so advise the contracting officer or will notify the contracting officer within the 30-day period that additional time is necessary.

(3) In the event the contractor, the laborers or mechanics to be employed in the classification or their representatives, and the contracting officer do not agree on the proposed classification and wage rate (including the amount designated for fringe benefits, where appropriate), the contracting officer shall refer the questions, including the views of all interested parties and the recommendation of the contracting officer, to the Administrator for determination. The Administrator, or an authorized representative, will issue a determination within 30 days of receipt and so advise the contracting officer or will notify the contracting officer within the 30-day period that additional time is necessary.

(4) The wage rate (including fringe benefits where appropriate) determined pursuant to paragraphs 1.b.(2) or 1.b.(3) of this section, shall be paid to all workers performing work in the classification under this contract from the first day on which work is performed in the classification.

c. Whenever the minimum wage rate prescribed in the contract for a class of laborers or mechanics includes a fringe benefit which is not expressed as an hourly rate, the contractor shall either pay the benefit as stated in the wage determination or shall pay another bona fide fringe benefit or an hourly cash equivalent thereof.

d. If the contractor does not make payments to a trustee or other third person, the contractor may consider as part of the wages of any laborer or mechanic the amount of any costs reasonably anticipated in providing bona fide fringe benefits under a plan or program. Provided, That the Secretary of Labor has found, upon the written request of the contractor, that the applicable standards of the Davis-Bacon Act have been met. The Secretary of Labor may require the contractor to set aside in a separate account assets for the meeting of obligations under the plan or program.

## 2. Withholding (29 CFR 5.5)

The contracting agency shall upon its own action or upon written request of an authorized representative of the Department of Labor, withhold or cause to be withheld from the contractor under this contract, or any other Federal contract with the same prime contractor, or any other federally-assisted contract subject to Davis-Bacon prevailing wage requirements, which is held by the same prime contractor, so much of the accrued payments or advances as may be considered necessary to pay laborers and mechanics,

including apprentices, trainees, and helpers, employed by the contractor or any subcontractor the full amount of wages required by the contract. In the event of failure to pay any laborer or mechanic, including any apprentice, trainee, or helper, employed or working on the site of the work, all or part of the wages required by the contract, the contracting agency may, after written notice to the contractor, take such action as may be necessary to cause the suspension of any further payment, advance, or guarantee of funds until such violations have ceased.

## 3. Payrolls and basic records (29 CFR 5.5)

a. Payrolls and basic records relating thereto shall be maintained by the contractor during the course of the work and preserved for a period of three years thereafter for all laborers and mechanics working at the site of the work. Such records shall contain the name, address, and social security number of each such worker, his or her correct classification, hourly rates of wages paid (including rates of contributions or costs anticipated for bona fide fringe benefits or cash equivalents thereof of the types described in section 1(b)(2)(B) of the Davis-Bacon Act), daily and weekly number of hours worked, deductions made and actual wages paid. Whenever the Secretary of Labor has found under 29 CFR 5.5(a)(1)(iv) that the wages of any laborer or mechanic include the amount of any costs reasonably anticipated in providing benefits under a plan or program described in section 1(b)(2)(B) of the Davis-Bacon Act, the contractor shall maintain records which show that the commitment to provide such benefits is enforceable, that the plan or program is financially responsible, and that the plan or program has been communicated in writing to the laborers or mechanics affected, and records which show the costs anticipated or the actual cost incurred in providing such benefits. Contractors employing apprentices or trainees under approved programs shall maintain written evidence of the registration of apprenticeship programs and certification of trainee programs, the registration of the apprentices and trainees, and the ratios and wage rates prescribed in the applicable programs.

b.(1) The contractor shall submit weekly for each week in which any contract work is performed a copy of all payrolls to the contracting agency. The payrolls submitted shall set out accurately and completely all of the information required to be maintained under 29 CFR 5.5(a)(3)(i), except that full social security numbers and home addresses shall not be included on weekly transmittals. Instead the payrolls shall only need to include an individually identifying number for each employee (e.g., the last four digits of the employee's social security number). The required weekly payroll information may be submitted in any form desired. Optional Form WH-347 is available for this purpose from the Wage and Hour Division Web site. The prime contractor is responsible for the submission of copies of payrolls by all subcontractors. Contractors and subcontractors shall maintain the full social security number and current address of each covered worker, and shall provide them upon request to the contracting agency for transmission to the State DOT, the FHWA or the Wage and Hour Division of the Department of Labor for purposes of an investigation or audit of compliance with prevailing wage requirements. It is not a violation of this section for a prime contractor to require a subcontractor to provide addresses and social security numbers to the prime contractor for its own records, without weekly submission to the contracting agency.

(2) Each payroll submitted shall be accompanied by a "Statement of Compliance," signed by the contractor or

subcontractor or his or her agent who pays or supervises the payment of the persons employed under the contract and shall certify the following:

(i) That the payroll for the payroll period contains the information required to be provided under 29 CFR 5.5(a)(3)(ii), the appropriate information is being maintained under 29 CFR 5.5(a)(3)(i), and that such information is correct and complete;

(ii) That each laborer or mechanic (including each helper, apprentice, and trainee) employed on the contract during the payroll period has been paid the full weekly wages earned, without rebate, either directly or indirectly, and that no deductions have been made either directly or indirectly from the full wages earned, other than permissible deductions as set forth in 29 CFR part 3;

(iii) That each laborer or mechanic has been paid not less than the applicable wage rates and fringe benefits or cash equivalents for the classification of work performed, as specified in the applicable wage determination incorporated into the contract.

(3) The weekly submission of a properly executed certification set forth on the reverse side of Optional Form WH-347 shall satisfy the requirement for submission of the "Statement of Compliance" required by paragraph 3.b.(2) of this section.

(4) The falsification of any of the above certifications may subject the contractor or subcontractor to civil or criminal prosecution under 18 U.S.C. 1001 and 31 U.S.C. 231.

c. The contractor or subcontractor shall make the records required under paragraph 3.a. of this section available for inspection, copying, or transcription by authorized representatives of the contracting agency, the State DOT, the FHWA, or the Department of Labor, and shall permit such representatives to interview employees during working hours on the job. If the contractor or subcontractor fails to submit the required records or to make them available, the FHWA may, after written notice to the contractor, the contracting agency or the State DOT, take such action as may be necessary to cause the suspension of any further payment, advance, or guarantee of funds. Furthermore, failure to submit the required records upon request or to make such records available may be grounds for debarment action pursuant to 29 CFR 5.12.

#### 4. Apprentices and trainees (29 CFR 5.5)

##### a. Apprentices (programs of the USDOL).

Apprentices will be permitted to work at less than the predetermined rate for the work they performed when they are employed pursuant to and individually registered in a bona fide apprenticeship program registered with the U.S. Department of Labor, Employment and Training Administration, Office of Apprenticeship Training, Employer and Labor Services, or with a State Apprenticeship Agency recognized by the Office, or if a person is employed in his or her first 90 days of probationary employment as an apprentice in such an apprenticeship program, who is not individually registered in the program, but who has been certified by the Office of Apprenticeship Training, Employer and Labor Services or a State

Apprenticeship Agency (where appropriate) to be eligible for probationary employment as an apprentice.

The allowable ratio of apprentices to journeymen on the job site in any craft classification shall not be greater than the ratio permitted to the contractor as to the entire work force under the registered program. Any worker listed on a payroll at an apprentice wage rate, who is not registered or otherwise employed as stated above, shall be paid not less than the applicable wage rate on the wage determination for the classification of work actually performed. In addition, any apprentice performing work on the job site in excess of the ratio permitted under the registered program shall be paid not less than the applicable wage rate on the wage determination for the work actually performed. Where a contractor is performing construction on a project in a locality other than that in which its program is registered, the ratios and wage rates (expressed in percentages of the journeyman's hourly rate) specified in the contractor's or subcontractor's registered program shall be observed.

Every apprentice must be paid at not less than the rate specified in the registered program for the apprentice's level of progress, expressed as a percentage of the journeymen hourly rate specified in the applicable wage determination. Apprentices shall be paid fringe benefits in accordance with the provisions of the apprenticeship program. If the apprenticeship program does not specify fringe benefits, apprentices must be paid the full amount of fringe benefits listed on the wage determination for the applicable classification. If the Administrator determines that a different practice prevails for the applicable apprentice classification, fringes shall be paid in accordance with that determination.

In the event the Office of Apprenticeship Training, Employer and Labor Services, or a State Apprenticeship Agency recognized by the Office, withdraws approval of an apprenticeship program, the contractor will no longer be permitted to utilize apprentices at less than the applicable predetermined rate for the work performed until an acceptable program is approved.

##### b. Trainees (programs of the USDOL).

Except as provided in 29 CFR 5.16, trainees will not be permitted to work at less than the predetermined rate for the work performed unless they are employed pursuant to and individually registered in a program which has received prior approval, evidenced by formal certification by the U.S. Department of Labor, Employment and Training Administration.

The ratio of trainees to journeymen on the job site shall not be greater than permitted under the plan approved by the Employment and Training Administration.

Every trainee must be paid at not less than the rate specified in the approved program for the trainee's level of progress, expressed as a percentage of the journeyman hourly rate specified in the applicable wage determination. Trainees shall be paid fringe benefits in accordance with the provisions of the trainee program. If the trainee program does not mention fringe benefits, trainees shall be paid the full amount of fringe benefits listed on the wage determination unless the Administrator of the Wage and Hour Division determines that there is an apprenticeship program associated with the

corresponding journeyman wage rate on the wage determination which provides for less than full fringe benefits for apprentices. Any employee listed on the payroll at a trainee rate who is not registered and participating in a training plan approved by the Employment and Training Administration shall be paid not less than the applicable wage rate on the wage determination for the classification of work actually performed. In addition, any trainee performing work on the job site in excess of the ratio permitted under the registered program shall be paid not less than the applicable wage rate on the wage determination for the work actually performed.

In the event the Employment and Training Administration withdraws approval of a training program, the contractor will no longer be permitted to utilize trainees at less than the applicable predetermined rate for the work performed until an acceptable program is approved.

c. Equal employment opportunity. The utilization of apprentices, trainees and journeymen under this part shall be in conformity with the equal employment opportunity requirements of Executive Order 11246, as amended, and 29 CFR part 30.

d. Apprentices and Trainees (programs of the U.S. DOT).

Apprentices and trainees working under apprenticeship and skill training programs which have been certified by the Secretary of Transportation as promoting EEO in connection with Federal-aid highway construction programs are not subject to the requirements of paragraph 4 of this Section IV. 23 CFR 230.111(e)(2). The straight time hourly wage rates for apprentices and trainees under such programs will be established by the particular programs. The ratio of apprentices and trainees to journeymen shall not be greater than permitted by the terms of the particular program.

**5. Compliance with Copeland Act requirements.** The contractor shall comply with the requirements of 29 CFR part 3, which are incorporated by reference in this contract as provided in 29 CFR 5.5.

**6. Subcontracts.** The contractor or subcontractor shall insert Form FHWA-1273 in any subcontracts and also require the subcontractors to include Form FHWA-1273 in any lower tier subcontracts. The prime contractor shall be responsible for the compliance by any subcontractor or lower tier subcontractor with all the contract clauses in 29 CFR 5.5.

**7. Contract termination: debarment.** A breach of the contract clauses in 29 CFR 5.5 may be grounds for termination of the contract, and for debarment as a contractor and a subcontractor as provided in 29 CFR 5.12.

**8. Compliance with Davis-Bacon and Related Act requirements.** All rulings and interpretations of the Davis-Bacon and Related Acts contained in 29 CFR parts 1, 3, and 5 are herein incorporated by reference in this contract as provided in 29 CFR 5.5.

**9. Disputes concerning labor standards.** As provided in 29 CFR 5.5, disputes arising out of the labor standards provisions of this contract shall not be subject to the general disputes clause of this contract. Such disputes shall be resolved in accordance with the procedures of the Department of Labor

set forth in 29 CFR parts 5, 6, and 7. Disputes within the meaning of this clause include disputes between the contractor (or any of its subcontractors) and the contracting agency, the U.S. Department of Labor, or the employees or their representatives.

#### **10. Certification of eligibility (29 CFR 5.5)**

a. By entering into this contract, the contractor certifies that neither it (nor he or she) nor any person or firm who has an interest in the contractor's firm is a person or firm ineligible to be awarded Government contracts by virtue of section 3(a) of the Davis-Bacon Act or 29 CFR 5.12(a)(1).

b. No part of this contract shall be subcontracted to any person or firm ineligible for award of a Government contract by virtue of section 3(a) of the Davis-Bacon Act or 29 CFR 5.12(a)(1).

c. The penalty for making false statements is prescribed in the U.S. Criminal Code, 18 U.S.C. 1001.

#### **V. CONTRACT WORK HOURS AND SAFETY STANDARDS ACT**

Pursuant to 29 CFR 5.5(b), the following clauses apply to any Federal-aid construction contract in an amount in excess of \$100,000 and subject to the overtime provisions of the Contract Work Hours and Safety Standards Act. These clauses shall be inserted in addition to the clauses required by 29 CFR 5.5(a) or 29 CFR 4.6. As used in this paragraph, the terms laborers and mechanics include watchmen and guards.

**1. Overtime requirements.** No contractor or subcontractor contracting for any part of the contract work which may require or involve the employment of laborers or mechanics shall require or permit any such laborer or mechanic in any workweek in which he or she is employed on such work to work in excess of forty hours in such workweek unless such laborer or mechanic receives compensation at a rate not less than one and one-half times the basic rate of pay for all hours worked in excess of forty hours in such workweek. 29 CFR 5.5.

**2. Violation; liability for unpaid wages; liquidated damages.** In the event of any violation of the clause set forth in paragraph 1 of this section, the contractor and any subcontractor responsible therefor shall be liable for the unpaid wages. In addition, such contractor and subcontractor shall be liable to the United States (in the case of work done under contract for the District of Columbia or a territory, to such District or to such territory), for liquidated damages. Such liquidated damages shall be computed with respect to each individual laborer or mechanic, including watchmen and guards, employed in violation of the clause set forth in paragraph 1 of this section, in the sum currently provided in 29 CFR 5.5(b)(2)\* for each calendar day on which such individual was required or permitted to work in excess of the standard workweek of forty hours without payment of the overtime wages required by the clause set forth in paragraph 1 of this section. 29 CFR 5.5.

\* \$27 as of January 23, 2019 (See 84 FR 213-01, 218) as may be adjusted annually by the Department of Labor; pursuant to the Federal Civil Penalties Inflation Adjustment Act of 1990).

### 3. Withholding for unpaid wages and liquidated damages.

The FHWA or the contracting agency shall upon its own action or upon written request of an authorized representative of the Department of Labor withhold or cause to be withheld, from any moneys payable on account of work performed by the contractor or subcontractor under any such contract or any other Federal contract with the same prime contractor, or any other federally-assisted contract subject to the Contract Work Hours and Safety Standards Act, which is held by the same prime contractor, such sums as may be determined to be necessary to satisfy any liabilities of such contractor or subcontractor for unpaid wages and liquidated damages as provided in the clause set forth in paragraph 2 of this section. 29 CFR 5.5.

**4. Subcontracts.** The contractor or subcontractor shall insert in any subcontracts the clauses set forth in paragraphs 1 through 4 of this section and also a clause requiring the subcontractors to include these clauses in any lower tier subcontracts. The prime contractor shall be responsible for compliance by any subcontractor or lower tier subcontractor with the clauses set forth in paragraphs 1 through 4 of this section. 29 CFR 5.5.

## VI. SUBLETTING OR ASSIGNING THE CONTRACT

This provision is applicable to all Federal-aid construction contracts on the National Highway System pursuant to 23 CFR 635.116.

1. The contractor shall perform with its own organization contract work amounting to not less than 30 percent (or a greater percentage if specified elsewhere in the contract) of the total original contract price, excluding any specialty items designated by the contracting agency. Specialty items may be performed by subcontract and the amount of any such specialty items performed may be deducted from the total original contract price before computing the amount of work required to be performed by the contractor's own organization (23 CFR 635.116).

a. The term "perform work with its own organization" in paragraph 1 of Section VI refers to workers employed or leased by the prime contractor, and equipment owned or rented by the prime contractor, with or without operators. Such term does not include employees or equipment of a subcontractor or lower tier subcontractor, agents of the prime contractor, or any other assignees. The term may include payments for the costs of hiring leased employees from an employee leasing firm meeting all relevant Federal and State regulatory requirements. Leased employees may only be included in this term if the prime contractor meets all of the following conditions: (based on longstanding interpretation)

- (1) the prime contractor maintains control over the supervision of the day-to-day activities of the leased employees;
- (2) the prime contractor remains responsible for the quality of the work of the leased employees;
- (3) the prime contractor retains all power to accept or exclude individual employees from work on the project; and
- (4) the prime contractor remains ultimately responsible for the payment of predetermined minimum wages, the submission of payrolls, statements of compliance and all other Federal regulatory requirements.

b. "Specialty Items" shall be construed to be limited to work that requires highly specialized knowledge, abilities, or

equipment not ordinarily available in the type of contracting organizations qualified and expected to bid or propose on the contract as a whole and in general are to be limited to minor components of the overall contract. 23 CFR 635.102.

2. Pursuant to 23 CFR 635.116(a), the contract amount upon which the requirements set forth in paragraph (1) of Section VI is computed includes the cost of material and manufactured products which are to be purchased or produced by the contractor under the contract provisions.

3. Pursuant to 23 CFR 635.116(c), the contractor shall furnish (a) a competent superintendent or supervisor who is employed by the firm, has full authority to direct performance of the work in accordance with the contract requirements, and is in charge of all construction operations (regardless of who performs the work) and (b) such other of its own organizational resources (supervision, management, and engineering services) as the contracting officer determines is necessary to assure the performance of the contract.

4. No portion of the contract shall be sublet, assigned or otherwise disposed of except with the written consent of the contracting officer, or authorized representative, and such consent when given shall not be construed to relieve the contractor of any responsibility for the fulfillment of the contract. Written consent will be given only after the contracting agency has assured that each subcontract is evidenced in writing and that it contains all pertinent provisions and requirements of the prime contract. (based on long-standing interpretation of 23 CFR 635.116).

5. The 30-percent self-performance requirement of paragraph (1) is not applicable to design-build contracts; however, contracting agencies may establish their own self-performance requirements. 23 CFR 635.116(d).

## VII. SAFETY: ACCIDENT PREVENTION

This provision is applicable to all Federal-aid construction contracts and to all related subcontracts.

1. In the performance of this contract the contractor shall comply with all applicable Federal, State, and local laws governing safety, health, and sanitation (23 CFR Part 635). The contractor shall provide all safeguards, safety devices and protective equipment and take any other needed actions as it determines, or as the contracting officer may determine, to be reasonably necessary to protect the life and health of employees on the job and the safety of the public and to protect property in connection with the performance of the work covered by the contract. 23 CFR 635.108.

2. It is a condition of this contract, and shall be made a condition of each subcontract, which the contractor enters into pursuant to this contract, that the contractor and any subcontractor shall not permit any employee, in performance of the contract, to work in surroundings or under conditions which are unsanitary, hazardous or dangerous to his/her health or safety, as determined under construction safety and health standards (29 CFR Part 1926) promulgated by the Secretary of Labor, in accordance with Section 107 of the Contract Work Hours and Safety Standards Act (40 U.S.C. 3704). 29 CFR 1926.10.

3. Pursuant to 29 CFR 1926.3, it is a condition of this contract that the Secretary of Labor or authorized representative thereof, shall have right of entry to any site of contract performance to inspect or investigate the matter of compliance

with the construction safety and health standards and to carry out the duties of the Secretary under Section 107 of the Contract Work Hours and Safety Standards Act (40 U.S.C. 3704).

**VIII. FALSE STATEMENTS CONCERNING HIGHWAY PROJECTS**

This provision is applicable to all Federal-aid construction contracts and to all related subcontracts.

In order to assure high quality and durable construction in conformity with approved plans and specifications and a high degree of reliability on statements and representations made by engineers, contractors, suppliers, and workers on Federal-aid highway projects, it is essential that all persons concerned with the project perform their functions as carefully, thoroughly, and honestly as possible. Willful falsification, distortion, or misrepresentation with respect to any facts related to the project is a violation of Federal law. To prevent any misunderstanding regarding the seriousness of these and similar acts, Form FHWA-1022 shall be posted on each Federal-aid highway project (23 CFR Part 635) in one or more places where it is readily available to all persons concerned with the project:

18 U.S.C. 1020 reads as follows:

"Whoever, being an officer, agent, or employee of the United States, or of any State or Territory, or whoever, whether a person, association, firm, or corporation, knowingly makes any false statement, false representation, or false report as to the character, quality, quantity, or cost of the material used or to be used, or the quantity or quality of the work performed or to be performed, or the cost thereof in connection with the submission of plans, maps, specifications, contracts, or costs of construction on any highway or related project submitted for approval to the Secretary of Transportation; or

Whoever knowingly makes any false statement, false representation, false report or false claim with respect to the character, quality, quantity, or cost of any work performed or to be performed, or materials furnished or to be furnished, in connection with the construction of any highway or related project approved by the Secretary of Transportation; or

Whoever knowingly makes any false statement or false representation as to material fact in any statement, certificate, or report submitted pursuant to provisions of the Federal-aid Roads Act approved July 11, 1916, (39 Stat. 355), as amended and supplemented;

Shall be fined under this title or imprisoned not more than 5 years or both."

**IX. IMPLEMENTATION OF CLEAN AIR ACT AND FEDERAL WATER POLLUTION CONTROL ACT (42 U.S.C. 7606; 2 CFR 200.88; EO 11738)**

This provision is applicable to all Federal-aid construction contracts in excess of \$150,000 and to all related subcontracts. 48 CFR 2.101; 2 CFR 200.326.

By submission of this bid/proposal or the execution of this contract or subcontract, as appropriate, the bidder, proposer, Federal-aid construction contractor, subcontractor, supplier, or vendor agrees to comply with all applicable standards, orders

or regulations issued pursuant to the Clean Air Act (42 U.S.C. 7401-7671q) and the Federal Water Pollution Control Act, as amended (33 U.S.C. 1251-1387). Violations must be reported to the Federal Highway Administration and the Regional Office of the Environmental Protection Agency. 2 CFR Part 200, Appendix II.

The contractor agrees to include or cause to be included the requirements of this Section in every subcontract, and further agrees to take such action as the contracting agency may direct as a means of enforcing such requirements. 2 CFR 200.326.

**X. CERTIFICATION REGARDING DEBARMENT, SUSPENSION, INELIGIBILITY AND VOLUNTARY EXCLUSION**

This provision is applicable to all Federal-aid construction contracts, design-build contracts, subcontracts, lower-tier subcontracts, purchase orders, lease agreements, consultant contracts or any other covered transaction requiring FHWA approval or that is estimated to cost \$25,000 or more – as defined in 2 CFR Parts 180 and 1200. 2 CFR 180.220 and 1200.220.

**1. Instructions for Certification – First Tier Participants:**

a. By signing and submitting this proposal, the prospective first tier participant is providing the certification set out below.

b. The inability of a person to provide the certification set out below will not necessarily result in denial of participation in this covered transaction. The prospective first tier participant shall submit an explanation of why it cannot provide the certification set out below. The certification or explanation will be considered in connection with the department or agency's determination whether to enter into this transaction. However, failure of the prospective first tier participant to furnish a certification or an explanation shall disqualify such a person from participation in this transaction. 2 CFR 180.320.

c. The certification in this clause is a material representation of fact upon which reliance was placed when the contracting agency determined to enter into this transaction. If it is later determined that the prospective participant knowingly rendered an erroneous certification, in addition to other remedies available to the Federal Government, the contracting agency may terminate this transaction for cause of default. 2 CFR 180.325.

d. The prospective first tier participant shall provide immediate written notice to the contracting agency to whom this proposal is submitted if any time the prospective first tier participant learns that its certification was erroneous when submitted or has become erroneous by reason of changed circumstances. 2 CFR 180.345 and 180.350.

e. The terms "covered transaction," "debarred," "suspended," "ineligible," "participant," "person," "principal," and "voluntarily excluded," as used in this clause, are defined in 2 CFR Parts 180, Subpart I, 180.900-180.1020, and 1200. "First Tier Covered Transactions" refers to any covered transaction between a recipient or subrecipient of Federal funds and a participant (such as the prime or general contract). "Lower Tier Covered Transactions" refers to any covered transaction under a First Tier Covered Transaction (such as subcontracts). "First Tier Participant" refers to the participant



who has entered into a covered transaction with a recipient or subrecipient of Federal funds (such as the prime or general contractor). "Lower Tier Participant" refers any participant who has entered into a covered transaction with a First Tier Participant or other Lower Tier Participants (such as subcontractors and suppliers).

f. The prospective first tier participant agrees by submitting this proposal that, should the proposed covered transaction be entered into, it shall not knowingly enter into any lower tier covered transaction with a person who is debarred, suspended, declared ineligible, or voluntarily excluded from participation in this covered transaction, unless authorized by the department or agency entering into this transaction. 2 CFR 180.330.

g. The prospective first tier participant further agrees by submitting this proposal that it will include the clause titled "Certification Regarding Debarment, Suspension, Ineligibility and Voluntary Exclusion-Lower Tier Covered Transactions," provided by the department or contracting agency, entering into this covered transaction, without modification, in all lower tier covered transactions and in all solicitations for lower tier covered transactions exceeding the \$25,000 threshold. 2 CFR 180.220 and 180.300.

h. A participant in a covered transaction may rely upon a certification of a prospective participant in a lower tier covered transaction that is not debarred, suspended, ineligible, or voluntarily excluded from the covered transaction, unless it knows that the certification is erroneous. 2 CFR 180.300; 180.320, and 180.325. A participant is responsible for ensuring that its principals are not suspended, debarred, or otherwise ineligible to participate in covered transactions. 2 CFR 180.335. To verify the eligibility of its principals, as well as the eligibility of any lower tier prospective participants, each participant may, but is not required to, check the System for Award Management website (<https://www.sam.gov/>). 2 CFR 180.300, 180.320, and 180.325.

i. Nothing contained in the foregoing shall be construed to require the establishment of a system of records in order to render in good faith the certification required by this clause. The knowledge and information of the prospective participant is not required to exceed that which is normally possessed by a prudent person in the ordinary course of business dealings.

j. Except for transactions authorized under paragraph (f) of these instructions, if a participant in a covered transaction knowingly enters into a lower tier covered transaction with a person who is suspended, debarred, ineligible, or voluntarily excluded from participation in this transaction, in addition to other remedies available to the Federal Government, the department or agency may terminate this transaction for cause or default. 2 CFR 180.325.

\*\*\*\*\*

**2. Certification Regarding Debarment, Suspension, Ineligibility and Voluntary Exclusion – First Tier Participants:**

a. The prospective first tier participant certifies to the best of its knowledge and belief, that it and its principals:

(1) Are not presently debarred, suspended, proposed for debarment, declared ineligible, or voluntarily excluded from participating in covered transactions by any Federal department or agency, 2 CFR 180.335;.

(2) Have not within a three-year period preceding this proposal been convicted of or had a civil judgment rendered against them for commission of fraud or a criminal offense in connection with obtaining, attempting to obtain, or performing a public (Federal, State, or local) transaction or contract under a public transaction; violation of Federal or State antitrust statutes or commission of embezzlement, theft, forgery, bribery, falsification or destruction of records, making false statements, or receiving stolen property, 2 CFR 180.800;

(3) Are not presently indicted for or otherwise criminally or civilly charged by a governmental entity (Federal, State or local) with commission of any of the offenses enumerated in paragraph (a)(2) of this certification, 2 CFR 180.700 and 180.800; and

(4) Have not within a three-year period preceding this application/proposal had one or more public transactions (Federal, State or local) terminated for cause or default. 2 CFR 180.335(d).

(5) Are not a corporation that has been convicted of a felony violation under any Federal law within the two-year period preceding this proposal (USDOT Order 4200.6 implementing appropriations act requirements); and

(6) Are not a corporation with any unpaid Federal tax liability that has been assessed, for which all judicial and administrative remedies have been exhausted, or have lapsed, and that is not being paid in a timely manner pursuant to an agreement with the authority responsible for collecting the tax liability (USDOT Order 4200.6 implementing appropriations act requirements).

b. Where the prospective participant is unable to certify to any of the statements in this certification, such prospective participant should attach an explanation to this proposal. 2 CFR 180.335 and 180.340.

**3. Instructions for Certification - Lower Tier Participants:**

(Applicable to all subcontracts, purchase orders, and other lower tier transactions requiring prior FHWA approval or estimated to cost \$25,000 or more - 2 CFR Parts 180 and 1200). 2 CFR 180.220 and 1200.220.

a. By signing and submitting this proposal, the prospective lower tier participant is providing the certification set out below.

b. The certification in this clause is a material representation of fact upon which reliance was placed when this transaction was entered into. If it is later determined that the prospective lower tier participant knowingly rendered an erroneous certification, in addition to other remedies available to the Federal Government, the department, or agency with which this transaction originated may pursue available remedies, including suspension and/or debarment.

c. The prospective lower tier participant shall provide immediate written notice to the person to which this proposal is submitted if at any time the prospective lower tier participant learns that its certification was erroneous by reason of changed circumstances. 2 CFR 180.365.

d. The terms "covered transaction," "debarred," "suspended," "ineligible," "participant," "person," "principal," and "voluntarily excluded," as used in this clause, are defined in 2 CFR Parts 180, Subpart I, 180.900 – 180.1020, and 1200. You may contact the person to which this proposal is

submitted for assistance in obtaining a copy of those regulations. "First Tier Covered Transactions" refers to any covered transaction between a recipient or subrecipient of Federal funds and a participant (such as the prime or general contractor). "Lower Tier Covered Transactions" refers to any covered transaction under a First Tier Covered Transaction (such as subcontracts). "First Tier Participant" refers to the participant who has entered into a covered transaction with a recipient or subrecipient of Federal funds (such as the prime or general contractor). "Lower Tier Participant" refers any participant who has entered into a covered transaction with a First Tier Participant or other Lower Tier Participants (such as subcontractors and suppliers).

e. The prospective lower tier participant agrees by submitting this proposal that, should the proposed covered transaction be entered into, it shall not knowingly enter into any lower tier covered transaction with a person who is debarred, suspended, declared ineligible, or voluntarily excluded from participation in this covered transaction, unless authorized by the department or agency with which this transaction originated. 2 CFR 1200.220 and 1200.332.

f. The prospective lower tier participant further agrees by submitting this proposal that it will include this clause titled "Certification Regarding Debarment, Suspension, Ineligibility and Voluntary Exclusion-Lower Tier Covered Transaction," without modification, in all lower tier covered transactions and in all solicitations for lower tier covered transactions exceeding the \$25,000 threshold. 2 CFR 180.220 and 1200.220.

g. A participant in a covered transaction may rely upon a certification of a prospective participant in a lower tier covered transaction that is not debarred, suspended, ineligible, or voluntarily excluded from the covered transaction, unless it knows that the certification is erroneous. A participant is responsible for ensuring that its principals are not suspended, debarred, or otherwise ineligible to participate in covered transactions. To verify the eligibility of its principals, as well as the eligibility of any lower tier prospective participants, each participant may, but is not required to, check the System for Award Management website (<https://www.sam.gov/>), which is compiled by the General Services Administration. 2 CFR 180.300, 180.320, 180.330, and 180.335.

h. Nothing contained in the foregoing shall be construed to require establishment of a system of records in order to render in good faith the certification required by this clause. The knowledge and information of participant is not required to exceed that which is normally possessed by a prudent person in the ordinary course of business dealings.

i. Except for transactions authorized under paragraph e of these instructions, if a participant in a covered transaction knowingly enters into a lower tier covered transaction with a person who is suspended, debarred, ineligible, or voluntarily excluded from participation in this transaction, in addition to other remedies available to the Federal Government, the department or agency with which this transaction originated may pursue available remedies, including suspension and/or debarment. 2 CFR 180.325.

\*\*\*\*\*

#### **Certification Regarding Debarment, Suspension, Ineligibility and Voluntary Exclusion--Lower Tier Participants:**

1. The prospective lower tier participant certifies, by submission of this proposal, that neither it nor its principals:

(a) is presently debarred, suspended, proposed for debarment, declared ineligible, or voluntarily excluded from participating in covered transactions by any Federal department or agency, 2 CFR 180.355;

(b) is a corporation that has been convicted of a felony violation under any Federal law within the two-year period preceding this proposal (USDOT Order 4200.6 implementing appropriations act requirements); and

(c) is a corporation with any unpaid Federal tax liability that has been assessed, for which all judicial and administrative remedies have been exhausted, or have lapsed, and that is not being paid in a timely manner pursuant to an agreement with the authority responsible for collecting the tax liability. (USDOT Order 4200.6 implementing appropriations act requirements)

2. Where the prospective lower tier participant is unable to certify to any of the statements in this certification, such prospective participant should attach an explanation to this proposal.

\*\*\*\*\*

#### **XI. CERTIFICATION REGARDING USE OF CONTRACT FUNDS FOR LOBBYING**

This provision is applicable to all Federal-aid construction contracts and to all related subcontracts which exceed \$100,000. 49 CFR Part 20, App. A.

1. The prospective participant certifies, by signing and submitting this bid or proposal, to the best of his or her knowledge and belief, that:

a. No Federal appropriated funds have been paid or will be paid, by or on behalf of the undersigned, to any person for influencing or attempting to influence an officer or employee of any Federal agency, a Member of Congress, an officer or employee of Congress, or an employee of a Member of Congress in connection with the awarding of any Federal contract, the making of any Federal grant, the making of any Federal loan, the entering into of any cooperative agreement, and the extension, continuation, renewal, amendment, or modification of any Federal contract, grant, loan, or cooperative agreement.

b. If any funds other than Federal appropriated funds have been paid or will be paid to any person for influencing or attempting to influence an officer or employee of any Federal agency, a Member of Congress, an officer or employee of Congress, or an employee of a Member of Congress in connection with this Federal contract, grant, loan, or cooperative agreement, the undersigned shall complete and submit Standard Form-LLL, "Disclosure Form to Report Lobbying," in accordance with its instructions.

2. This certification is a material representation of fact upon which reliance was placed when this transaction was made or entered into. Submission of this certification is a prerequisite for making or entering into this transaction imposed by 31 U.S.C. 1352. Any person who fails to file the required certification shall be subject to a civil penalty of not less than \$10,000 and not more than \$100,000 for each such failure.

3. The prospective participant also agrees by submitting its bid or proposal that the participant shall require that the language of this certification be included in all lower tier

subcontracts, which exceed \$100,000 and that all such recipients shall certify and disclose accordingly.

## **XII. USE OF UNITED STATES-FLAG VESSELS:**

This provision is applicable to all Federal-aid construction contracts, design-build contracts, subcontracts, lower-tier subcontracts, purchase orders, lease agreements, or any other covered transaction. 46 CFR Part 381.

This requirement applies to material or equipment that is acquired for a specific Federal-aid highway project. 46 CFR 381.7. It is not applicable to goods or materials that come into inventories independent of an FHWA funded-contract.

When oceanic shipments (or shipments across the Great Lakes) are necessary for materials or equipment acquired for a specific Federal-aid construction project, the bidder, proposer, contractor, subcontractor, or vendor agrees:

1. To utilize privately owned United States-flag commercial vessels to ship at least 50 percent of the gross tonnage (computed separately for dry bulk carriers, dry cargo liners, and tankers) involved, whenever shipping any equipment, material, or commodities pursuant to this contract, to the extent such vessels are available at fair and reasonable rates for United States-flag commercial vessels. 46 CFR 381.7.

2. To furnish within 20 days following the date of loading for shipments originating within the United States or within 30 working days following the date of loading for shipments originating outside the United States, a legible copy of a rated, 'on-board' commercial ocean bill-of-lading in English for each shipment of cargo described in paragraph (b)(1) of this section to both the Contracting Officer (through the prime contractor in the case of subcontractor bills-of-lading) and to the Office of Cargo and Commercial Sealift (MAR-620), Maritime Administration, Washington, DC 20590. (MARAD requires copies of the ocean carrier's (master) bills of lading, certified onboard, dated, with rates and charges. These bills of lading may contain business sensitive information and therefore may be submitted directly to MARAD by the Ocean Transportation Intermediary on behalf of the contractor). 46 CFR 381.7.

**ATTACHMENT A - EMPLOYMENT AND MATERIALS  
PREFERENCE FOR APPALACHIAN DEVELOPMENT  
HIGHWAY SYSTEM OR APPALACHIAN LOCAL ACCESS  
ROAD CONTRACTS (23 CFR 633, Subpart B, Appendix B)**

This provision is applicable to all Federal-aid projects funded under the Appalachian Regional Development Act of 1965.

1. During the performance of this contract, the contractor undertaking to do work which is, or reasonably may be, done as on-site work, shall give preference to qualified persons who regularly reside in the labor area as designated by the DOL wherein the contract work is situated, or the subregion, or the Appalachian counties of the State wherein the contract work is situated, except:

a. To the extent that qualified persons regularly residing in the area are not available.

b. For the reasonable needs of the contractor to employ supervisory or specially experienced personnel necessary to assure an efficient execution of the contract work.

c. For the obligation of the contractor to offer employment to present or former employees as the result of a lawful collective bargaining contract, provided that the number of nonresident persons employed under this subparagraph (1c) shall not exceed 20 percent of the total number of employees employed by the contractor on the contract work, except as provided in subparagraph (4) below.

2. The contractor shall place a job order with the State Employment Service indicating (a) the classifications of the laborers, mechanics and other employees required to perform the contract work, (b) the number of employees required in each classification, (c) the date on which the participant estimates such employees will be required, and (d) any other pertinent information required by the State Employment Service to complete the job order form. The job order may be placed with the State Employment Service in writing or by telephone. If during the course of the contract work, the information submitted by the contractor in the original job order is substantially modified, the participant shall promptly notify the State Employment Service.

3. The contractor shall give full consideration to all qualified job applicants referred to him by the State Employment Service. The contractor is not required to grant employment to any job applicants who, in his opinion, are not qualified to perform the classification of work required.

4. If, within one week following the placing of a job order by the contractor with the State Employment Service, the State Employment Service is unable to refer any qualified job applicants to the contractor, or less than the number requested, the State Employment Service will forward a certificate to the contractor indicating the unavailability of applicants. Such certificate shall be made a part of the contractor's permanent project records. Upon receipt of this certificate, the contractor may employ persons who do not normally reside in the labor area to fill positions covered by the certificate, notwithstanding the provisions of subparagraph (1c) above.

5. The provisions of 23 CFR 633.207(e) allow the contracting agency to provide a contractual preference for the use of mineral resource materials native to the Appalachian region.

6. The contractor shall include the provisions of Sections 1 through 4 of this Attachment A in every subcontract for work which is, or reasonably may be, done as on-site work.

**KENTUCKY TRANSPORTATION CABINET  
DEPARTMENT OF HIGHWAYS**

**EMPLOYMENT REQUIREMENTS  
RELATING TO  
NONDISCRIMINATION OF EMPLOYEES  
(APPLICABLE TO FEDERAL-AID SYSTEM CONTRACTS)**

**AN ACT OF THE KENTUCKY GENERAL ASSEMBLY  
TO PREVENT DISCRIMINATION IN EMPLOYMENT**

**KRS CHAPTER 344  
EFFECTIVE JUNE 16, 1972**

The contract on this project, in accordance with KRS Chapter 344, provides that during the performance of this contract, the contractor agrees as follows:

1. The contractor shall not fail or refuse to hire, or shall not discharge any individual, or otherwise discriminate against an individual with respect to his compensation, terms, conditions, or privileges of employment, because of such individual's race, color, religion, national origin, sex, disability or age (forty and above); or limit, segregate, or classify his employees in any way which would deprive or tend to deprive an individual of employment opportunities or otherwise adversely affect his status as an employee, because of such individual's race, color, religion, national origin, sex, disability or age forty (40) and over. The contractor agrees to post in conspicuous places, available to employees and applicants for employment, notices to be provided setting forth the provisions of this nondiscrimination clause.

2. The contractor shall not print or publish or cause to be printed or published a notice or advertisement relating to employment by such an employer or membership in or any classification or referral for employment by the employment agency, indicating any preference, limitation, specification, or discrimination, based on race, color, religion, national origin, sex, or age forty (40) and over, or because the person is a qualified individual with a disability, except that such a notice or advertisement may indicate a preference, limitation, or specification based on religion, national origin, sex, or age forty (40) and over, or because the person is a qualified individual with a disability, when religion, national origin, sex, or age forty (40) and over, or because the person is a qualified individual with a disability, is a bona fide occupational qualification for employment.

3. If the contractor is in control of apprenticeship or other training or retraining, including on-the-job training programs, he shall not discriminate against an individual because of his race, color, religion, national origin, sex, disability or age forty (40) and over, in admission to, or employment in any program established to provide apprenticeship or other training.

4. The contractor will send to each labor union or representative of workers with which he has a collective bargaining agreement or other contract or understanding, a notice to be provided advising the said labor union or workers' representative of the contractor's commitments under this section, and shall post copies of the notice in conspicuous places available to employees and applicants for employment. The contractor will take such action with respect to any subcontract or purchase order as the administering agency may direct as a means of enforcing such provisions, including sanctions for non-compliance.

Revised: January 25, 2017

### Standard Title VI/Non-Discrimination Assurances

During the performance of this contract, the contractor, for itself, its assignees, and successors in interest (hereinafter referred to as the "contractor") agrees as follows:

1. **Compliance with Regulations:** The contractor (hereinafter includes consultants) will comply with the Acts and the Regulations relative to Non-discrimination in Federally-assisted programs of the U.S. Department of Transportation, **Federal Highway Administration**, as they may be amended from time to time, which are herein incorporated by reference and made a part of this contract.
2. **Non-discrimination:** The contractor, with regard to the work performed by it during the contract, will not discriminate on the grounds of race, color, or national origin in the selection and retention of subcontractors, including procurements of materials and leases of equipment. The contractor will not participate directly or indirectly in the discrimination prohibited by the Acts and the Regulations, including employment practices when the contract covers any activity, project, or program set forth in Appendix B of 49 CFR Part 21.
3. **Solicitations for Subcontracts, Including Procurements of Materials and Equipment:** In all solicitations, either by competitive bidding, or negotiation made by the contractor for work to be performed under a subcontract, including procurements of materials, or leases of equipment, each potential subcontractor or supplier will be notified by the contractor of the contractor's obligations under this contract and the Acts and the Regulations relative to Non-discrimination on the grounds of race, color, or national origin.
4. **Information and Reports:** The contractor will provide all information and reports required by the Acts, the Regulations, and directives issued pursuant thereto and will permit access to its books, records, accounts, other sources of information, and its facilities as may be determined by the Recipient or the **Federal Highway Administration** to be pertinent to ascertain compliance with such Acts, Regulations, and instructions. Where any information required of a contractor is in the exclusive possession of another who fails or refuses to furnish the information, the contractor will so certify to the Recipient or the **Federal Highway Administration**, as appropriate, and will set forth what efforts it has made to obtain the information.
5. **Sanctions for Noncompliance:** In the event of a contractor's noncompliance with the Non-discrimination provisions of this contract, the Recipient will impose such contract sanctions as it or the **Federal Highway Administration** may determine to be appropriate, including, but not limited to:
  - a. withholding payments to the contractor under the contract until the contractor complies; and/or
  - b. cancelling, terminating, or suspending a contract, in whole or in part.
6. **Incorporation of Provisions:** The contractor will include the provisions of paragraphs one through six in every subcontract, including procurements of materials and leases of equipment, unless exempt by the Acts, the Regulations and directives issued pursuant thereto. The contractor will take action with respect to any subcontract or procurement as the Recipient or the **Federal Highway Administration** may direct as a means of enforcing such provisions including sanctions for noncompliance. Provided, that if the contractor becomes involved in, or is threatened with litigation by a subcontractor, or supplier because of such direction, the contractor may request the Recipient to enter into any litigation to protect the interests of the Recipient. In addition, the contractor may request the United States to enter into the litigation to protect the interests of the United States.



### **Standard Title VI/Non-Discrimination Statutes and Authorities**

During the performance of this contract, the contractor, for itself, its assignees, and successors in interest (hereinafter referred to as the “contractor”) agrees to comply with the following non-discrimination statutes and authorities; including but not limited to:

- Title VI of the Civil Rights Act of 1964 (42 U.S.C. § 2000d *et seq.*, 78 stat. 252), (prohibits discrimination on the basis of race, color, national origin); and 49 CFR Part 21;
- The Uniform Relocation Assistance and Real Property Acquisition Policies Act of 1970, (42 U.S.C. § 4601), (prohibits unfair treatment of persons displaced or whose property has been acquired because of Federal or Federal-aid programs and projects);
- Federal-Aid Highway Act of 1973, (23 U.S.C. § 324 *et seq.*), (prohibits discrimination on the basis of sex);
- Section 504 of the Rehabilitation Act of 1973, (29 U.S.C. § 794 *et seq.*), as amended, (prohibits discrimination on the basis of disability); and 49 CFR Part 27;
- The Age Discrimination Act of 1975, as amended, (42 U.S.C. § 6101 *et seq.*), (prohibits discrimination on the basis of age);
- Airport and Airway Improvement Act of 1982, (49 USC § 471, Section 47123), as amended, (prohibits discrimination based on race, creed, color, national origin, or sex);
- The Civil Rights Restoration Act of 1987, (PL 100-209), (Broadened the scope, coverage and applicability of Title VI of the Civil Rights Act of 1964, The Age Discrimination Act of 1975 and Section 504 of the Rehabilitation Act of 1973, by expanding the definition of the terms “programs or activities” to include all of the programs or activities of the Federal-aid recipients, sub-recipients and contractors, whether such programs or activities are Federally funded or not);
- Titles II and III of the Americans with Disabilities Act, which prohibit discrimination on the basis of disability in the operation of public entities, public and private transportation systems, places of public accommodation, and certain testing entities (42 U.S.C. §§ 12131 -- 12189) as implemented by Department of Transportation regulations at 49 C.F.R. parts 37 and 38;
- The Federal Aviation Administration’s Non-discrimination statute (49 U.S.C. § 47123) (prohibits discrimination on the basis of race, color, national origin, and sex);
- Executive Order 12898, Federal Actions to Address Environmental Justice in Minority Populations and Low-Income Populations, which ensures non-discrimination against minority populations by discouraging programs, policies, and activities with disproportionately high and adverse human health or environmental effects on minority and low-income populations;
- Executive Order 13166, Improving Access to Services for Persons with Limited English Proficiency, and resulting agency guidance, national origin discrimination includes discrimination because of limited English proficiency (LEP). To ensure compliance with Title VI, you must take reasonable steps to ensure that LEP persons have meaningful access to your programs (70 Fed. Reg. at 74087 to 74100);
- Title IX of the Education Amendments of 1972, as amended, which prohibits you from discriminating because of sex in education programs or activities (20 U.S.C. 1681 *et seq.*).

## EXECUTIVE BRANCH CODE OF ETHICS

In the 1992 regular legislative session, the General Assembly passed and Governor Brereton Jones signed Senate Bill 63 (codified as KRS 11A), the Executive Branch Code of Ethics, which states, in part:

KRS 11A.040 (7) provides:

No present or former public servant shall, within six (6) months following termination of his office or employment, accept employment, compensation, or other economic benefit from any person or business that contracts or does business with, or is regulated by, the state in matters in which he was directly involved during the last thirty-six (36) months of his tenure. This provision shall not prohibit an individual from returning to the same business, firm, occupation, or profession in which he was involved prior to taking office or beginning his term of employment, or for which he received, prior to his state employment, a professional degree or license, provided that, for a period of six (6) months, he personally refrains from working on any matter in which he was directly involved during the last thirty-six (36) months of his tenure in state government. This subsection shall not prohibit the performance of ministerial functions, including but not limited to filing tax returns, filing applications for permits or licenses, or filing incorporation papers, nor shall it prohibit the former officer or public servant from receiving public funds disbursed through entitlement programs.

KRS 11A.040 (9) states:

A former public servant shall not represent a person or business before a state agency in a matter in which the former public servant was directly involved during the last thirty-six (36) months of his tenure, for a period of one (1) year after the latter of:

- a) The date of leaving office or termination of employment; or
- b) The date the term of office expires to which the public servant was elected.

This law is intended to promote public confidence in the integrity of state government and to declare as public policy the idea that state employees should view their work as a public trust and not as a way to obtain private benefits.

If you have worked for the executive branch of state government within the past six months, you may be subject to the law's prohibitions. The law's applicability may be different if you hold elected office or are contemplating representation of another before a state agency.

Also, if you are affiliated with a firm which does business with the state and which employs former state executive-branch employees, you should be aware that the law may apply to them.

In case of doubt, the law permits you to request an advisory opinion from the Executive Branch Ethics Commission, 1025 Capital Center Drive, Suite 104, Frankfort, Kentucky 40601; telephone (502) 564-7954.

Revised: May 23, 2022



"General Decision Number: KY20230039 02/24/2023

Superseded General Decision Number: KY20220039

State: Kentucky

Construction Type: Highway

Counties: Boone, Campbell, Kenton and Pendleton Counties in Kentucky.

HIGHWAY CONSTRUCTION PROJECTS (excluding tunnels, building structures in rest area projects & railroad construction; bascule, suspension & spandrel arch bridges designed for commercial navigation, bridges involving marine construction; and other major bridges).

Note: Contracts subject to the Davis-Bacon Act are generally required to pay at least the applicable minimum wage rate required under Executive Order 14026 or Executive Order 13658. Please note that these Executive Orders apply to covered contracts entered into by the federal government that are subject to the Davis-Bacon Act itself, but do not apply to contracts subject only to the Davis-Bacon Related Acts, including those set forth at 29 CFR 5.1(a)(2)-(60).

|   |  |
|---|--|
| If the contract is entered into on or after January 30, 2022, or the contract is renewed or extended (e.g., an option is exercised) on or after January 30, 2022: | <ul style="list-style-type: none"><li>. Executive Order 14026 generally applies to the contract.</li><li>. The contractor must pay all covered workers at least \$16.20 per hour (or the applicable wage rate listed on this wage determination, if it is higher) for all hours spent performing on the contract in 2023.</li></ul>  |
| If the contract was awarded on or between January 1, 2015 and January 29, 2022, and the contract is not renewed or extended on or after January 30, 2022:         | <ul style="list-style-type: none"><li>. Executive Order 13658 generally applies to the contract.</li><li>. The contractor must pay all covered workers at least \$12.15 per hour (or the applicable wage rate listed on this wage determination, if it is higher) for all hours spent performing on that contract in 2023.</li></ul> |

The applicable Executive Order minimum wage rate will be adjusted annually. If this contract is covered by one of the Executive Orders and a classification considered necessary for performance of work on the contract does not appear on this wage determination, the contractor must still submit a conformance request.

Additional information on contractor requirements and worker protections under the Executive Orders is available at <http://www.dol.gov/whd/govcontracts>.

| Modification Number | Publication Date |
|---------------------|------------------|
| 0                   | 01/06/2023       |
| 1                   | 02/10/2023       |
| 2                   | 02/24/2023       |

BRKY0002-005 06/01/2022

|                 | Rates    | Fringes |
|-----------------|----------|---------|
| BRICKLAYER..... | \$ 31.87 | 16.39   |

-----  
BROH0001-005 06/01/2021

|                                   | Rates    | Fringes |
|-----------------------------------|----------|---------|
| CEMENT MASON/CONCRETE FINISHER... | \$ 29.57 | 14.75   |

-----  
CARP0698-001 06/01/2021

BOONE, CAMPBELL, KENTON & PENDLETON COUNTIES:

|                                | Rates    | Fringes |
|--------------------------------|----------|---------|
| Carpenter & Piledrivermen..... | \$ 27.70 | 20.23   |
| Diver.....                     | \$ 40.58 | 9.69    |

-----  
ELEC0212-007 06/06/2022

|                  | Rates    | Fringes |
|------------------|----------|---------|
| ELECTRICIAN..... | \$ 33.29 | 20.05   |

-----  
ELEC0212-013 11/28/2022

|  | Rates    | Fringes |
|--|----------|---------|
| Sound & Communication<br>Technician..... | \$ 26.70 | 13.41   |

-----  
ENGI0018-013 05/01/2019

|                          | Rates    | Fringes |
|--------------------------|----------|---------|
| POWER EQUIPMENT OPERATOR |          |         |
| GROUP 1.....             | \$ 37.39 | 14.95   |
| GROUP 2.....             | \$ 37.27 | 14.95   |
| GROUP 3.....             | \$ 36.23 | 14.95   |
| GROUP 4.....             | \$ 35.05 | 14.95   |
| GROUP 5.....             | \$ 29.59 | 14.95   |
| GROUP 6.....             | \$ 37.64 | 14.95   |
| GROUP 7.....             | \$ 37.89 | 14.95   |

OPERATING ENGINEER CLASSIFICATIONS

GROUP 1 - Air Compressor on Steel Erection; Barrier Moving Machine; Boiler Operator on Compressor or Generator when mounted on a Rig; Cableway; Combination Concrete Mixer & Tower; Concrete Plant (over 4 yd. Capacity); Concrete Pump; Crane (All Types, Including Boom Truck, Cherry Picker); Crane-Compact, Track or Rubber over 4,000 lbs. capacity; Cranes-Self Erecting, Stationary, Track or Truck (All Configurations); Derrick; Dragline; Dredge (Dipper, Clam or Suction); Elevating Grader or Euclid Loader; Floating

Equipment (All Types); Gradall; Helicopter Crew (Operator-Hoist or Winch); Hoe (all types); Hoisting Engine on Shaft or Tunnel Work; Hydraulic Gantry (Lifting System); Industrial-Type Tractor; Jet Engine Dryer (D8 or D9) Diesel Tractor; Locomotive (Standard Gauge); Maintenance Operator Class A; Mixer, Paving (Single or Double Drum); Mucking Machine; Multiple Scraper; Piledriving Machine (All Types); Power Shovel; Prentice Loader; Quad 9 (Double Pusher); Rail Tamper (with auto lifting & aligning device); Refrigerating Machine (Freezer Operation); Rotary Drill, on Caisson work; Rough Terrain Fork Lift with Winch/Hoist; Side-Boom; Slip-Form Paver; Tower Derrick; Tree Shredder; Trench Machine (Over 24" wide); Truck Mounted Concrete Pump; Tug Boat; Tunnel Machine and/or Mining Machine; & Wheel Excavator

GROUP 2 - Asphalt Paver; Automatic Subgrader Machine, Self-Propelled (CMI Type); Bobcat Type and/or Skid Steer Loader with Hoe Attachment Greater than 7,000 lbs.; Boring Machine More than 48"; Bulldozer; Endloader; Hydro Milling Machine; Horizontal Directional Drill (over 500,000 ft. lbs. thrust); Kolman-type Loader (production type-Dirt); Lead Greaseman; Lighting & Traffic Signal Installation Equipment (includes all groups or classifications); Material Transfer Equipment (Shuttle Buggy) Asphalt; Pettibone-Rail Equipment; Power Grader; Power Scraper; Push Cat; Rotomill (all), Grinders & Planers of All types; Trench Machine (24" wide & under); & Vermeer type Concrete Saw

GROUP 3 - A-Frame; Air Compressor on Tunnel Work (low pressure); Asphalt Plant Engineer; Bobcat-type and/or Skid Steer Loader with or without Attachments; Highway Drills (all types); Locomotive (narrow gauge); Material Hoist/Elevator; Mixer, Concrete (more than one bag capacity); Mixer, one bag capacity (Side Loader); Power Boiler (Over 15 lbs. Pressure) Pump Operator installing & operating Well Points; Pump (4" & over discharge); Roller, Asphalt; Rotovator (lime soil stabilizer); Switch & Tie Tampers (without lifting & aligning device); Utility Operator (Small equipment); & Welding Machines

GROUP 4 - Backfiller; Ballast Re-locator; Bars, Joint & Mesh Installing Machine; Batch Plant; Boring Machine Operator (48" or less); Bull Floats; Burlap & Curing Machine; Concrete Plant (capacity 4 yd. & under); Concrete Saw (Multiple); Conveyor (Highway); Crusher; Deckhand; Farm-type Tractor with attachments (highway) except Masonry); Finishing Machine; Fireperson, Floating Equipment (all types); Fork Lift (highway); Form Trencher; Hydro Hammer; Hydro Seeder; Pavement Breaker; Plant Mixer; Post Driver; Post Hole Digger (Power Auger); Power Brush Burner; Power Form Handling Equipment; Road Widening Trencher; Roller (Brick, Grade & Macadam); Self-Propelled Power Spreader; Self-Propelled Power Subgrader; Steam Fireperson; Tractor (Pulling Sheepfoot, Roller or Grader); & Vibratory Compactor with Integral Power

GROUP 5 - Compressor (Portable, Sewer, Heavy & Highway); Drum Fireperson (Asphalt); Generator; Masonry Fork Lift; Inboard-Outboard Motor Boat Launch; Masonry Fork Lift; Oil Heater (asphalt plant); Oiler; Power Driven Heater; Power Sweeper & Scrubber; Pump (under 4" discharge); Signalperson; Tire Repairperson; & VAC/ALLS

GROUP 6 - Master Mechanic & Boom from 150 to 180

GROUP 7 - Boom from 180 and over

-----  
IRON0044-008 06/01/2022

|                    | Rates    | Fringes |
|--------------------|----------|---------|
| Ironworkers:       |          |         |
| Fence Erector..... | \$ 30.28 | 22.30   |
| Structural.....    | \$ 31.87 | 22.30   |

-----

IRON0044-018 06/01/2022

|                              | Rates    | Fringes |
|------------------------------|----------|---------|
| IRONWORKER, REINFORCING..... | \$ 32.37 | 22.30   |

-----

LABO0189-004 07/01/2022

PENDLETON COUNTY:

|              | Rates    | Fringes |
|--------------|----------|---------|
| LABORER      |          |         |
| GROUP 1..... | \$ 23.76 | 17.12   |
| GROUP 2..... | \$ 24.01 | 17.12   |
| GROUP 3..... | \$ 24.06 | 17.12   |
| GROUP 4..... | \$ 24.66 | 17.12   |

LABORERS CLASSIFICATIONS

- GROUP 1 - Aging & Curing of Concrete; Asbestos Abatement Worker; Asphalt Plant; Asphalt; Batch Truck Dump; Carpenter Tender; Cement Mason Tender; Cleaning of Machines; Concrete; Demolition; Dredging; Environmental - Nuclear, Radiation, Toxic & Hazardous Waste - Level D; Flagperson; Grade Checker; Hand Digging & Hand Back Filling; Highway Marker Placer; Landscaping, Mesh Handler & Placer; Puddler; Railroad; Rip-rap & Grouter; Right-of-Way; Sign, Guard Rail & Fence Installer; Signal Person; Sound Barrier Installer; Storm & Sanitary Sewer; Swamper; Truck Spotter & Dumper; Wrecking of Concrete Forms; General Cleanup
- GROUP 2 - Batter Board Man (Sanitary & Storm Sewer); Brickmason Tender; Mortar Mixer Operator; Scaffold Builder; Burner & Welder; Bushhammer; Chain Saw Operator; Concrete Saw Operator; Deckhand Scow Man; Dry Cement Handler; Environmental - Nuclear, Radiation, Toxic & Hazardous Waste - Level C; Forklift Operator for Masonary; Form Setter; Green Concrete Cutting; Hand Operated Grouter & Grinder Machine Operator; Jackhammer; Pavement Breaker; Paving Joint Machine; Pipelayer; Plastic Pipe Fusion; Power Driven Georgia Buggy & Wheel Barrow; Power Post Hole Digger; Precast Manhole Setter; Walk-Behind Tamper; Walk-Behind Trencher; Sand Blaster; Concrete Chipper; Surface Grinder; Vibrator Operator; Wagon Driller
- GROUP 3 - Asphalt Luteman & Raker; Gunnite Nozzleman; Gunnite Operator & Mixer; Grout Pump Operator; Side Rail Setter; Rail Paved Ditches; Screw Operator; Tunnel (Free Air); Water Blaster
- GROUP 4 - Caisson Worker (Free Air); Cement Finisher;

Environmental - Nuclear, Radiation, Toxic & Hazardous Waste  
- Levels A & B; Miner & Driller (Free Air); Tunnel Blaster;  
& Tunnel Mucker (Free Air); Directional & Horizontal  
Boring; Air Track Driller (All Types); Powderman & Blaster;  
Troxler & Concrete Tester if Laborer is Utilized

-----  
\* LAB00265-009 05/01/2022

BOONE, CAMPBELL & KENTON COUNTIES:

|              | Rates    | Fringes |
|--------------|----------|---------|
| LABORER      |          |         |
| GROUP 1..... | \$ 34.52 | 12.10   |
| GROUP 2..... | \$ 34.69 | 12.10   |
| GROUP 3..... | \$ 35.02 | 12.10   |
| GROUP 4..... | \$ 35.47 | 12.10   |

LABORER CLASSIFICATIONS

GROUP 1 - Asphalt Laborer; Carpenter Tender; Concrete Curing  
Applicator; Dump Man (Batch Truck); Guardrail and Fence  
Installer; Joint Setter; Laborer (Construction); Landscape  
Laborer; Highway Lighting Worker; Signalization Worker;  
Mesh Handlers & Placer; Right-of-way Laborer; Riprap  
Laborer & Grouter; Scaffold Erector; Seal Coating; Surface  
Treatment or Road Mix Laborer; Sign Installer; Slurry Seal;  
Utility Man; Bridge Man; Handyman; Waterproofing Laborer;  
Flagperson; Hazardous Waste (level D); Diver Tender; Zone  
Person & Traffic Control

GROUP 2 - Skid Steer; Asphalt Raker; Concrete Puddler; Kettle  
Man (Pipeline); Machine Driven Tools (Gas, Electric, Air);  
Mason Tender; Brick Paver; Mortar Mixer; Power Buggy or  
Power Wheelbarrow; Sheeting & Shoring Man; Surface Grinder  
Man; Plastic Fusing Machine Operator; Pug Mill Operator; &  
Vacuum Devices (wet or dry); Rodding Machine Operator;  
Diver; Screwman or Paver; Screed Person; Water Blast, Hand  
Held Wand; Pumps 4" & Under (Gas, Air or Electric) &  
Hazardous Waste (level C); Air Track and Wagon Drill;  
Bottom Person; Cofferdam (below 25 ft. deep); Concrete Saw  
Person; Cutting with Burning Torch; Form Setter; Hand  
Spiker (Railroad); Pipelayer; Tunnel Laborer (without air)  
& Caisson; Underground Person (working in Sewer and  
Waterline, Cleaning, Repairing & Reconditioning);  
Sandblaster Nozzle Person; & Hazardous Waste (level B)

GROUP 3 - Blaster; Mucker; Powder Person; Top Lander;  
Wrencher (Mechanical Joints & Utility Pipeline); Yarnier;  
Hazardous Waste (level A); Concrete Specialist; Concrete  
Crew in Tunnels (With Air-pressurized - \$1.00 premium);  
Curb Setter & Cutter; Grade Checker; Utility Pipeline  
Tapper; Waterline; and Caulker

GROUP 4 - Miner; & Gunitite Nozzle Person

TUNNEL LABORER WITH AIR-PRESSURIZED ADD \$1.00 TO BASE RATE

SIGNAL PERSON WILL RECEIVE THE RATE EQUAL TO THE RATE PAID  
THE LABORER CLASSIFICATION FOR WHICH HE OR SHE IS  
SIGNALING.

-----  
PAIN0012-016 05/01/2015

|   | Rates    | Fringes |
|---|----------|---------|
| PAINTER   |          |         |
| Bridge.....   | \$ 24.39 | 9.06    |
| Bridge Equipment Tender<br>and Containment Builder..... | \$ 20.73 | 9.06    |
| Brush & Roller.....                                     | \$ 23.39 | 9.06    |
| Sandblasting & Water<br>Blasting.....                   | \$ 24.14 | 9.06    |
| Spray.....  | \$ 23.89 | 9.06    |
| -----   |          |         |
| PLUM0392-008 06/01/2022                                 |          |         |

|                           | Rates    | Fringes |
|---------------------------|----------|---------|
| PLUMBER.....              | \$ 36.81 | 27.35   |
| -----                     |          |         |
| * SUKY2010-161 02/05/1996 |          |         |

|                | Rates       | Fringes |
|----------------|-------------|---------|
| Truck drivers: |             |         |
| GROUP 1.....   | \$ 15.85 ** | 4.60    |
| GROUP 2.....   | \$ 16.29    | 4.60    |

TRUCK DRIVER CLASSIFICATIONS

- GROUP 1 - Driver
- GROUP 2 - Euclid Wagon; End Dump; Lowboy; Heavy Duty  
Equipment; Tractor-Trailer Combination; & Drag

-----

WELDERS - Receive rate prescribed for craft performing  
operation to which welding is incidental.

=====

\*\* Workers in this classification may be entitled to a higher  
minimum wage under Executive Order 14026 (\$16.20) or 13658  
(\$12.15). Please see the Note at the top of the wage  
determination for more information.

Note: Executive Order (EO) 13706, Establishing Paid Sick Leave  
for Federal Contractors applies to all contracts subject to the  
Davis-Bacon Act for which the contract is awarded (and any  
solicitation was issued) on or after January 1, 2017. If this  
contract is covered by the EO, the contractor must provide  
employees with 1 hour of paid sick leave for every 30 hours  
they work, up to 56 hours of paid sick leave each year.  
Employees must be permitted to use paid sick leave for their  
own illness, injury or other health-related needs, including  
preventive care; to assist a family member (or person who is  
like family to the employee) who is ill, injured, or has other  
health-related needs, including preventive care; or for reasons  
resulting from, or to assist a family member (or person who is  
like family to the employee) who is a victim of, domestic  
violence, sexual assault, or stalking. Additional information  
on contractor requirements and worker protections under the EO  
is available at  
<https://www.dol.gov/agencies/whd/government-contracts>.

Unlisted classifications needed for work not included within

the scope of the classifications listed may be added after award only as provided in the labor standards contract clauses (29CFR 5.5 (a) (1) (ii)).

-----

The body of each wage determination lists the classification and wage rates that have been found to be prevailing for the cited type(s) of construction in the area covered by the wage determination. The classifications are listed in alphabetical order of ""identifiers"" that indicate whether the particular rate is a union rate (current union negotiated rate for local), a survey rate (weighted average rate) or a union average rate (weighted union average rate).

#### Union Rate Identifiers

A four letter classification abbreviation identifier enclosed in dotted lines beginning with characters other than ""SU"" or ""UAVG"" denotes that the union classification and rate were prevailing for that classification in the survey. Example: PLUM0198-005 07/01/2014. PLUM is an abbreviation identifier of the union which prevailed in the survey for this classification, which in this example would be Plumbers. 0198 indicates the local union number or district council number where applicable, i.e., Plumbers Local 0198. The next number, 005 in the example, is an internal number used in processing the wage determination. 07/01/2014 is the effective date of the most current negotiated rate, which in this example is July 1, 2014.

Union prevailing wage rates are updated to reflect all rate changes in the collective bargaining agreement (CBA) governing this classification and rate.

#### Survey Rate Identifiers

Classifications listed under the ""SU"" identifier indicate that no one rate prevailed for this classification in the survey and the published rate is derived by computing a weighted average rate based on all the rates reported in the survey for that classification. As this weighted average rate includes all rates reported in the survey, it may include both union and non-union rates. Example: SULA2012-007 5/13/2014. SU indicates the rates are survey rates based on a weighted average calculation of rates and are not majority rates. LA indicates the State of Louisiana. 2012 is the year of survey on which these classifications and rates are based. The next number, 007 in the example, is an internal number used in producing the wage determination. 5/13/2014 indicates the survey completion date for the classifications and rates under that identifier.

Survey wage rates are not updated and remain in effect until a new survey is conducted.

#### Union Average Rate Identifiers

Classification(s) listed under the UAVG identifier indicate that no single majority rate prevailed for those classifications; however, 100% of the data reported for the classifications was union data. EXAMPLE: UAVG-OH-0010 08/29/2014. UAVG indicates that the rate is a weighted union average rate. OH indicates the state. The next number, 0010 in

the example, is an internal number used in producing the wage determination. 08/29/2014 indicates the survey completion date for the classifications and rates under that identifier.

A UAVG rate will be updated once a year, usually in January of each year, to reflect a weighted average of the current negotiated/CBA rate of the union locals from which the rate is based.

-----  
WAGE DETERMINATION APPEALS PROCESS

1.) Has there been an initial decision in the matter? This can be:

- \* an existing published wage determination
- \* a survey underlying a wage determination
- \* a Wage and Hour Division letter setting forth a position on a wage determination matter
- \* a conformance (additional classification and rate) ruling

On survey related matters, initial contact, including requests for summaries of surveys, should be with the Wage and Hour National Office because National Office has responsibility for the Davis-Bacon survey program. If the response from this initial contact is not satisfactory, then the process described in 2.) and 3.) should be followed.

With regard to any other matter not yet ripe for the formal process described here, initial contact should be with the Branch of Construction Wage Determinations. Write to:

Branch of Construction Wage Determinations  
Wage and Hour Division  
U.S. Department of Labor  
200 Constitution Avenue, N.W.  
Washington, DC 20210

2.) If the answer to the question in 1.) is yes, then an interested party (those affected by the action) can request review and reconsideration from the Wage and Hour Administrator (See 29 CFR Part 1.8 and 29 CFR Part 7). Write to:

Wage and Hour Administrator  
U.S. Department of Labor  
200 Constitution Avenue, N.W.  
Washington, DC 20210

The request should be accompanied by a full statement of the interested party's position and by any information (wage payment data, project description, area practice material, etc.) that the requestor considers relevant to the issue.

3.) If the decision of the Administrator is not favorable, an interested party may appeal directly to the Administrative Review Board (formerly the Wage Appeals Board). Write to:

Administrative Review Board  
U.S. Department of Labor  
200 Constitution Avenue, N.W.  
Washington, DC 20210



4.) All decisions by the Administrative Review Board are final.

=====

END OF GENERAL DECISIO"

Fringe benefit amounts are applicable for all hours worked except when otherwise noted.

No laborer, workman or mechanic shall be paid at a rate less than that of a Journeyman except those classified as bona fide apprentices.

Apprentices or trainees shall be permitted to work as such subject to Administrative Regulations adopted by the Commissioner of Workplace Standards. Copies of these regulations will be furnished upon request from any interested person.

Before using apprentices on the job the contractor shall present to the Contracting Officer written evidence of registration of such employees in a program of a State apprenticeship and training agency approved and recognized by the U. S. Bureau of Apprenticeship and Training. In the absence of such a State agency, the contractor shall submit evidence of approval and registration by the U. S. Bureau of Apprenticeship and Training.

The contractor shall submit to the Contracting Officer, written evidence of the established apprenticeship-journeyman ratios and wage rates in the project area, which will be the basis for establishing such ratios and rates for the project under the applicable contract provisions.

**TO: EMPLOYERS/EMPLOYEES**

**PREVAILING WAGE SCHEDULE:**

**The wages indicated on this wage schedule are the least permitted to be paid for the occupations indicated. When an employee works in more than one classification, the employer must record the number of hours worked in each classification at the prescribed hourly base rate.**

**OVERTIME:**

**Overtime is to be paid to an employee at a rate not less than one and one-half times the basic rate of pay for all hours worked in excess of forty (40) hours in such workweek. Wage violations or questions should be directed to the designated Engineer or the undersigned.**

Director  
Division of Construction Procurement  
Frankfort, Kentucky 40622  
502-564-3500

**NOTICE OF REQUIREMENT FOR AFFIRMATIVE ACTION  
TO ENSURE EQUAL EMPLOYMENT OPPORTUNITY  
(Executive Order 11246)**

1. The Offeror's or Bidder's attention is called to the "Equal Opportunity Clause" and the "Standard Federal Equal Employment Specifications" set forth herein.
2. The goals and timetables for minority and female participation, expressed in percentage terms for the Contractor's aggregate work force in each trade on all construction work in the covered area, are as follows:

| <b>GOALS FOR MINORITY<br/>PARTICIPATION IN EACH TRADE</b> | <b>GOALS FOR FEMALE<br/>PARTICIPATION IN EACH TRADE</b> |
|---|---|
| 11.0%   | 6.9%  |

These goals are applicable to all the Contractor's construction work (whether or not it is Federal or federally-assisted) performed in the covered area. If the contractor performs construction work in a geographical area located outside of the covered area, it shall apply the goals established for such geographical area where the work is actually performed. With regard to this second area, the contractor also is subject to the goals for both its federally involved and non-federally involved construction.

The Contractor's compliance with the Executive Order and the regulations in CFR Part 60-4 shall be based on its implementation of the Equal Opportunity Clause, specific affirmative action obligations required by the specifications set forth in 41 CFR 60-4, 3(a), and its efforts to meet the goals. The hours of minority and female employment and training must be substantially uniform throughout the length of the contract, and in each trade, and the contractor shall make a good faith effort to employ minorities and women evenly on each of its projects. The transfer of minority or female employees or trainees from Contractor to Contractor or from project to project for the sole purpose of meeting the Contractor's goals shall be a violation of the contract, the Executive Order and the regulations in 41 CFR Part 60-4. Compliance with the goals will be measured against the total work hours performed.

3. The Notification of Construction Contract Award Portal (NCAP) is OFCCP's preferred method for receiving construction contract award notifications. The NCAP can be found on OFCCP's website at <https://www.dol.gov/agencies/ofccp/ncap>. Users who prefer not to use the portal maintain the option to send their notifications via mail, email and facsimile to the OFCCP Regional office in which the work will be performed. The Contractor shall provide written notification to the Director of the Office of Federal Contract Compliance Programs within ten (10) working days of award of any construction subcontract in excess of \$10,000.00 at any tier for construction work under the contract resulting from this solicitation. The notification must include: Prime Contract Number (issued by the federal agency or applicant); Name of Awarding Federal Agency, Applicant or Contractor; Contracting Officer, Applicant Representative or Contractor Representative Submitting Notification with name, phone number, email address; Contractor Awarded Contract or Subcontract with name, address, phone number, email address, EIN, dollar amount of the contract, estimated start date of the contract, estimated completion date of the contract, geographical area in which the contract is to be performed (state, county's city (if applicable)).

The notification shall be mailed to:

**Regional Director  
Office of Federal Contract Compliance Programs  
61 Forsyth Street, SW, Suite 7B75  
Atlanta, Georgia 30303-8931  
Main Number: 404-893-4545 Fax: 404-893-4546  
Regional Director Contact: [OFCCP-SE@dol.gov](mailto:OFCCP-SE@dol.gov)  
Construction Award Email: [OFCCP-SE-ConstructionAward@dol.gov](mailto:OFCCP-SE-ConstructionAward@dol.gov)**

4. As used in this Notice, and in the contract resulting from this solicitation, the "**covered area**" is Boone County.

## **PART IV**

## **INSURANCE**

Refer to  
*Kentucky Standard Specifications for Road and Bridge Construction,*  
current edition

**PART V**

**BID ITEMS**

Section: 0001 - PAVING

| LINE | BID CODE | ALT | DESCRIPTION                            | QUANTITY   | UNIT | UNIT PRIC | FP | AMOUNT |
|------|----------|-----|--|------------|------|-----------|----|--------|
| 0010 | 00001    |     | DGA BASE                               | 4,604.00   | TON  |           | \$ |        |
| 0020 | 00078    |     | CRUSHED AGGREGATE SIZE NO 2            | 100.00     | TON  |           | \$ |        |
| 0030 | 00100    |     | ASPHALT SEAL AGGREGATE                 | 851.00     | TON  |           | \$ |        |
| 0040 | 00103    |     | ASPHALT SEAL COAT                      | 102.00     | TON  |           | \$ |        |
| 0050 | 00193    |     | ASPHALT SCRATCH COURSE PG76-22         | 118.00     | TON  |           | \$ |        |
| 0060 | 00216    |     | CL3 ASPH BASE 1.00D PG76-22            | 704.00     | TON  |           | \$ |        |
| 0070 | 00336    |     | CL3 ASPH SURF 0.38A PG76-22            | 5,980.00   | TON  |           | \$ |        |
| 0080 | 02058    |     | REMOVE PCC PAVEMENT                    | 5,573.00   | SQYD |           | \$ |        |
| 0090 | 02060    |     | PCC PAVEMENT DIAMOND GRINDING          | 300,901.00 | SQYD |           | \$ |        |
| 0100 | 02069    |     | JPC PAVEMENT-10 IN                     | 34.00      | SQYD |           | \$ |        |
| 0110 | 02070    |     | JPC PAVEMENT-12 IN                     | 19.00      | SQYD |           | \$ |        |
| 0120 | 02073    |     | JPC PAVEMENT-9 IN                      | 5,520.00   | SQYD |           | \$ |        |
| 0130 | 02676    |     | MOBILIZATION FOR MILL & TEXT           | 1.00       | LS   |           | \$ |        |
| 0140 | 02677    |     | ASPHALT PAVE MILLING & TEXTURING       | 6,803.00   | TON  |           | \$ |        |
| 0150 | 20071EC  |     | JOINT ADHESIVE                         | 69,016.00  | LF   |           | \$ |        |
| 0160 | 23229EC  |     | HIGH FRICTION SURFACE TREATMENT        | 1,963.00   | SQYD |           | \$ |        |
| 0170 | 24970EC  |     | ASPHALT MATERIAL FOR TACK NON-TRACKING | 29.00      | TON  |           | \$ |        |
| 0180 | 24997EC  |     | PARTIAL DEPTH PATCHING-POLYMER MOD     | 1,466.00   | CUFT |           | \$ |        |
| 0190 | 25010EC  |     | GEOCOMPOSITE REINFORCEMENT FOR ASPHALT | 4,264.00   | SQYD |           | \$ |        |

Section: 0002 - ROADWAY

| LINE | BID CODE | ALT | DESCRIPTION                                      | QUANTITY   | UNIT | UNIT PRIC | FP | AMOUNT |
|------|----------|-----|--|------------|------|-----------|----|--------|
| 0200 | 01982    |     | DELINEATOR FOR GUARDRAIL MONO DIRECTIONAL WHITE  | 486.00     | EACH |           | \$ |        |
| 0210 | 01983    |     | DELINEATOR FOR GUARDRAIL MONO DIRECTIONAL YELLOW | 10.00      | EACH |           | \$ |        |
| 0220 | 02115    |     | SAW-CLEAN-RESEAL TVERSE JOINT                    | 198,434.00 | LF   |           | \$ |        |
| 0230 | 02116    |     | SAW-CLEAN-RESEAL LONGIT JOINT                    | 248,043.00 | LF   |           | \$ |        |
| 0240 | 02352    |     | GUARDRAIL-STEEL W BEAM-D FACE                    | 275.00     | LF   |           | \$ |        |
| 0250 | 02360    |     | GUARDRAIL TERMINAL SECTION NO 1                  | 2.00       | EACH |           | \$ |        |
| 0260 | 02363    |     | GUARDRAIL CONNECTOR TO BRIDGE END TY A           | 4.00       | EACH |           | \$ |        |
| 0270 | 02365    |     | CRASH CUSHION TYPE IX-A                          | 2.00       | EACH |           | \$ |        |
| 0280 | 02367    |     | GUARDRAIL END TREATMENT TYPE 1                   | 31.00      | EACH |           | \$ |        |
| 0290 | 02369    |     | GUARDRAIL END TREATMENT TYPE 2A                  | 33.00      | EACH |           | \$ |        |
| 0300 | 02381    |     | REMOVE GUARDRAIL                                 | 26,125.00  | LF   |           | \$ |        |
| 0310 | 02387    |     | GUARDRAIL CONNECTOR TO BRIDGE END TY A-1         | 2.00       | EACH |           | \$ |        |
| 0320 | 02391    |     | GUARDRAIL END TREATMENT TYPE 4A                  | 1.00       | EACH |           | \$ |        |
| 0330 | 02483    |     | CHANNEL LINING CLASS II                          | 64.00      | TON  |           | \$ |        |
| 0340 | 02484    |     | CHANNEL LINING CLASS III                         | 546.00     | TON  |           | \$ |        |
| 0350 | 02650    |     | MAINTAIN & CONTROL TRAFFIC                       | 1.00       | LS   |           | \$ |        |
| 0360 | 02671    |     | PORTABLE CHANGEABLE MESSAGE SIGN                 | 8.00       | EACH |           | \$ |        |
| 0370 | 02775    |     | ARROW PANEL                                      | 4.00       | EACH |           | \$ |        |

Report Date 5/24/23

| LINE | BID CODE   | ALT | DESCRIPTION                          | QUANTITY   | UNIT  | UNIT PRIC | FP | AMOUNT      |
|------|------------|-----|--------------------------------------|------------|-------|-----------|----|-------------|
| 0380 | 02929      |     | CRASH CUSHION TYPE IX                | 10.00      | EACH  |           | \$ |             |
| 0390 | 06401      |     | FLEXIBLE DELINEATOR POST-M/W         | 760.00     | EACH  |           | \$ |             |
| 0400 | 06404      |     | FLEXIBLE DELINEATOR POST-M/Y         | 321.00     | EACH  |           | \$ |             |
| 0410 | 06542      |     | PAVE STRIPING-THERMO-6 IN W          | 21,521.00  | LF    |           | \$ |             |
| 0420 | 06543      |     | PAVE STRIPING-THERMO-6 IN Y          | 17,834.00  | LF    |           | \$ |             |
| 0430 | 06546      |     | PAVE STRIPING-THERMO-12 IN W         | 2,405.00   | LF    |           | \$ |             |
| 0440 | 06556      |     | PAVE STRIPING-DUR TY 1-6 IN W        | 86,553.00  | LF    |           | \$ |             |
| 0450 | 06557      |     | PAVE STRIPING-DUR TY 1-6 IN Y        | 60,104.00  | LF    |           | \$ |             |
| 0460 | 06560      |     | PAVE STRIPING-DUR TY 1-12 IN W       | 4,360.00   | LF    |           | \$ |             |
| 0470 | 06568      |     | PAVE MARKING-THERMO STOP BAR-24IN    | 165.00     | LF    |           | \$ |             |
| 0480 | 06574      |     | PAVE MARKING-THERMO CURV ARROW       | 20.00      | EACH  |           | \$ |             |
| 0490 | 06576      |     | PAVE MARKING-THERMO ONLY             | 5.00       | EACH  |           | \$ |             |
| 0500 | 06600      |     | REMOVE PAVEMENT MARKER TYPE V        | 1,685.00   | EACH  |           | \$ |             |
| 0510 | 06613      |     | INLAID PAVEMENT MARKER-B W/R         | 1,685.00   | EACH  |           | \$ |             |
| 0520 | 06614      |     | INLAID PAVEMENT MARKER-B Y/R         | 225.00     | EACH  |           | \$ |             |
| 0530 | 10020NS    |     | FUEL ADJUSTMENT                      | 10,130.00  | DOLL  | \$1.00    | \$ | \$10,130.00 |
| 0540 | 10030NS    |     | ASPHALT ADJUSTMENT                   | 16,387.00  | DOLL  | \$1.00    | \$ | \$16,387.00 |
| 0550 | 20191ED    |     | OBJECT MARKER TY 3                   | 32.00      | EACH  |           | \$ |             |
| 0560 | 20362ES403 |     | SHOULDER RUMBLE STRIPS-SAWED         | 40,639.00  | LF    |           | \$ |             |
| 0570 | 20411ED    |     | LAW ENFORCEMENT OFFICER              | 1,000.00   | HOURL |           | \$ |             |
| 0580 | 20432ES112 |     | REMOVE CRASH CUSHION                 | 12.00      | EACH  |           | \$ |             |
| 0590 | 21173EC    |     | SAW-CLEAN-RESEAL RANDOM CRACKS       | 5,643.00   | LF    |           | \$ |             |
| 0600 | 21802EN    |     | G/R STEEL W BEAM-S FACE (7 FT POST)  | 24,250.00  | LF    |           | \$ |             |
| 0610 | 22883EN    |     | CONCRETE WEDGE CURB                  | 6,267.00   | LF    |           | \$ |             |
| 0620 | 23845EC    |     | SAW AND SEAL ASPHALT JOINT           | 22,204.00  | LF    |           | \$ |             |
| 0630 | 24640ED    |     | OBJECT MARKER TYPE 1                 | 12.00      | EACH  |           | \$ |             |
| 0640 | 24679ED    |     | PAVE MARK THERMO CHEVRON             | 3,724.00   | SQFT  |           | \$ |             |
| 0650 | 24891EC    |     | PAVE MOUNT INFRARED TEMP EQUIPMENT   | 729,036.00 | SF    |           | \$ |             |
| 0660 | 25075EC    |     | QUEUE PROTECTION VEHICLE             | 300.00     | HOURL |           | \$ |             |
| 0670 | 25117EC    |     | FURNISH QUEUE PROTECTION VEHICLES    | 6.00       | MONT  |           | \$ |             |
| 0680 | 26136EC    |     | PORTABLE QUEUE WARNING ALERT SYSTEM  | 6.00       | MONT  |           | \$ |             |
| 0690 | 26137EC    |     | QUEUE WARNING PCMS                   | 36.00      | MONT  |           | \$ |             |
| 0700 | 26138EC    |     | QUEUE WARNING PORTABLE RADAR SENSORS | 36.00      | MONT  |           | \$ |             |

Section: 0003 - DRAINAGE

| LINE | BID CODE | ALT | DESCRIPTION                    | QUANTITY  | UNIT | UNIT PRIC | FP | AMOUNT |
|------|----------|-----|--------------------------------|-----------|------|-----------|----|--------|
| 0710 | 00522    |     | STORM SEWER PIPE-18 IN         | 135.00    | LF   |           | \$ |        |
| 0720 | 00529    |     | STORM SEWER PIPE-42 IN         | 8.00      | LF   |           | \$ |        |
| 0730 | 01432    |     | SLOPED BOX OUTLET TYPE 1-15 IN | 1.00      | EACH |           | \$ |        |
| 0740 | 01646    |     | JUNCTION BOX-42 IN             | 1.00      | EACH |           | \$ |        |
| 0750 | 02165    |     | REMOVE PAVED DITCH             | 138.00    | SQYD |           | \$ |        |
| 0760 | 02220    |     | FLOWABLE FILL                  | 3.00      | CUYD |           | \$ |        |
| 0770 | 02575    |     | DITCHING AND SHOULDERING       | 29,927.00 | LF   |           | \$ |        |
| 0780 | 02604    |     | FABRIC-GEOTEXTILE CLASS 1A     | 500.00    | SQYD |           | \$ |        |
| 0790 | 05950    |     | EROSION CONTROL BLANKET        | 13,301.00 | SQYD |           | \$ |        |
| 0800 | 20366NN  |     | REPLACE GRATE                  | 3.00      | EACH |           | \$ |        |

Report Date 5/24/23

| LINE | BID CODE | ALT | DESCRIPTION | QUANTITY | UNIT | UNIT PRIC | FP | AMOUNT |
|------|----------|-----|-------------|----------|------|-----------|----|--------|
| 0810 | 23970NC  |     | RESET GRATE | 2.00     | EACH |           | \$ |        |

Section: 0004 - TRAFFIC LOOPS

| LINE | BID CODE   | ALT | DESCRIPTION                    | QUANTITY  | UNIT | UNIT PRIC | FP | AMOUNT |
|------|------------|-----|--------------------------------|-----------|------|-----------|----|--------|
| 0820 | 04793      |     | CONDUIT-1 1/4 IN               | 320.00    | LF   |           | \$ |        |
| 0830 | 04795      |     | CONDUIT-2 IN                   | 100.00    | LF   |           | \$ |        |
| 0840 | 04820      |     | TRENCHING AND BACKFILLING      | 380.00    | LF   |           | \$ |        |
| 0850 | 04829      |     | PIEZOELECTRIC SENSOR           | 22.00     | EACH |           | \$ |        |
| 0860 | 04830      |     | LOOP WIRE                      | 10,100.00 | LF   |           | \$ |        |
| 0870 | 04895      |     | LOOP SAW SLOT AND FILL         | 2,080.00  | LF   |           | \$ |        |
| 0880 | 20359NN    |     | GALVANIZED STEEL CABINET       | 8.00      | EACH |           | \$ |        |
| 0890 | 20360ES818 |     | WOOD POST                      | 16.00     | EACH |           | \$ |        |
| 0900 | 20391NS835 |     | ELECTRICAL JUNCTION BOX TYPE A | 8.00      | EACH |           | \$ |        |

Section: 0005 - DEMOBILIZATION &/OR MOBILIZATION

| LINE | BID CODE | ALT | DESCRIPTION    | QUANTITY | UNIT | UNIT PRIC | FP | AMOUNT |
|------|----------|-----|----------------|----------|------|-----------|----|--------|
| 0910 | 02568    |     | MOBILIZATION   | 1.00     | LS   |           | \$ |        |
| 0920 | 02569    |     | DEMOBILIZATION | 1.00     | LS   |           | \$ |        |