Kentucky Public Transit Tier II Sponsor

Transit Asset Management Plan

Office of Transportation Delivery
200 Mero Street
Frankfort, KY 40601
502-564-7433
www.transportation.ky.gov

Executive Director: Vickie Bourne
Editor: Derek Morris

Revision Date: 8/26/2022
Final Adopted Plan Date: 9/18/2018

Background:

The Kentucky Transportation Cabinet/Office of Transportation Delivery (KYTC/OTD) is the designated recipient of the Federal Transit Administration (FTA) Section §5311, §5310, §5339 and §5309 funds. As the designated recipient, it is the Office of Transportation Delivery's responsibility to administer FTA funds and provide oversight for operating and capital projects for transit agencies across the Commonwealth of Kentucky, who provide services such as Demand Response, Deviated/Fixed Routes and Intercity Transportation. As the Office of Transportation Delivery is the designated recipient, we will be sponsoring the Tier II Group TAM plan for all of the subrecipients that have, or currently, receive federal funds, and possess capital assets with Federal interest.

The objective of the Kentucky Transportation Cabinet/Office of Transportation Delivery (KYTC/OTD) Tier II Sponsored Transit Asset Management Plan is to provide a quality plan using accurate data that supports the decision making tools used to determine the replacement or maintenance value of existing assets in a cost-effective way, and, assist transit agencies in managing their physical assets and maintain a State of Good Repair (SGR), which means the condition in which a capital asset is able to operate at a full level of performance. This implementation would minimize the overall rehabilitation/maintenance costs and maximize the assets useful life. Transit agencies that utilize the Transit Asset Management Plan, could potentially make investment decisions that ultimately reduce the costs of maintaining its system.

Introduction:

The TAM final rule requires transit providers that receive federal financial assistance to develop a TAM Plan, or, be involved in a sponsored group plan. All TAM Plans for Tier II providers must include the following components:

I. An inventory of assets – Listing of Capital assets and information about assets.
II. Condition assessment of inventory assets – Rating of the asset's physical state; to be completed for assets an agency has direct capital responsibility for (level of detail sufficient to monitor and predict performance of inventoried assets).
III. Description of Decision support tools – An analytical process of tools that 1. Assists in capital asset investment prioritization and/or 2. Estimates capital needs over time.
IV. Prioritized list of investments – A prioritized list of projects or programs to manage or improve the SGR of capital assets.

The Office of Transportation Delivery has developed the Transit Asset Management Plan for Tier II providers, in five (5) stages. These stages include:

- Contacting subrecipients for group TAM participation, and establishing the accountable executive for each recipient;
- Determine if the agency is willing to participate in the sponsored plan, or has declined and will be creating their own plan;
- Compiling assets for each transit agency and conditioning the assets;
- Creating decision support tools and prioritizing investments;
- Assessing the condition of inventoried assets, which includes creating a prioritized list of projects or programs to manage or improve the SGR of capital assets.

Participants:

The Plan includes 26 sub-recipients who are participants in the Plan:

AACS – Audubon Area Community Services	LWT – Louisville Wheels Transportation
BGCAP – Blue Grass Community Action Partnership	MKCAP – Middle Kentucky Community Action Partnership
CCWT – Carroll County Wellness Transit	MCTA – Murray Calloway Transit Authority
CKCAC – Central Kentucky Community Action Council	MTS- Maysville Transit System
DBCAA- Daniel Boone Community Action Agency	NKCAA – Northeast Kentucky Community Action Agency
HCCAA – Harlan County Community Action Agency	OCPT – Owen County Public Transit
FKFT – Frankfort Transit System	PTA – Paducah Transit Authority
FCTA – Fulton County Transit Authority	PACS – Pennyrile Allied Community Services
GCSO - Gateway Community Action Service Organization	RTEC – Rural Transit Enterprises Coordinated
GTS – Glasgow Transit System	SCOT – Scottsville Transit System
KRF – Kentucky River Foothills Development Council	SVTS – Sandy Valley Transportation Services
LKLP – Leslie Knott Letcher Perry Community Action Council	UoL – University of Louisville Transportation
LVCAP – Licking Valley Community Action Program	WKU – Western Kentucky University Transportation

Inventory of Assets:

The Kentucky Transportation Cabinet/Office of Transportation Delivery compiled data for the 26 participating agencies in the sponsored Transit Asset Management Plan. The below table (Table 1) summarizes the number of assets in each category, the average age, and, the average mileage for Rolling Stock and the Non-Revenue Service Vehicles (equipment).

Table 1

Asset Category	Total Number	Average Age	Average Mileage
Equipment – Non-Revenue Service Vehicles	34	10 Years	63,575
Equipment - Other	3	13 Years	N/A
Facilities – Administrative/Maintenance	37	13 Years	N/A
Facilities – Passenger/Parking Structures	3	14 Years	N/A
Rolling Stock – Automobiles	14	8 Years	86,262
Rolling Stock – Buses	47	11 Years	112,768
Rolling Stock – Cutaway Buses	646	5 Years	101,654
Rolling Stock – Minivans	356	5 Years	87,253
Rolling Stock – SUVs	159	5 Years	51,597
Rolling Stock - Vans	292	4 Years	77,795

Condition Assessment of Inventory Assets:

The below table (Table 2) demonstrates the amount of assets, the average age, and the average assessment of the assets per asset category. Assets include equipment, facilities and rolling stock. The Transit Economic Requirements Model (TERM) was utilized to assess the condition of the facilities. Assessing components of the facility, a final TERM rating is assigned based on the condition.

The vehicles were assessed by determining the remaining useful life, utilizing the Useful Life Benchmarks provided by the Federal Transit Administration (FTA). (Please see Appendix B)

Table 2

Asset Category	Count	Avg Age	Avg TERM (Facilities)/ Condition Rating	Met or Exceeded ULB
Equipment				
Non-Revenue Service Vehicles	35	10 Years	N/A	40.00%
Maintenance/Administrative	2	12 Years	2.50	N/A
Bus Shelter	1	14 Years	3.60	N/A
Facilities				
Administrative/Maintenance	37	14 Years	4.01	N/A
Parking/Park and Ride	2	14 Years	4.00	N/A
Passenger Bus Transfer Station	1	13 Years	3.83	N/A
Rolling Stock:				
Automobiles	14	8 Years	N/A	28.57%
Buses	47	11 Years	N/A	36.17%
Cutaway Buses	646	5 Years	N/A	5.57%
Minivans	356	5 Years	N/A	10.67%
SUVs	159	5 Years	N/A	11.32%
Vans	292	4 Years	N/A	7.19%
Infrastructure:				
None	N/A	N/A	N/A	N/A

For a full listing of each individual asset class Condition Ratings/Assessments based upon age, mileage and/or useful life, please see Appendix A.

Prioritization of Investments:

The Kentucky Transportation Cabinet/Office of Transportation Delivery is responsible for overseeing and updating the Sponsored Group Transit Asset Management Plan and prioritizing investments. Utilizing the Transit Asset Management Plan's decision support tools (see below in Description of Support Tools Used, Table 4), along with the asset condition ratings completed for each asset, our office is able to prioritize distribution of funds based on need. Our office reasonably prioritizes capital projects based on these tools and the anticipated funding provided from FTA. Formula grants designated specifically for capital projects under Sections §5310 and §5339 will use the prioritization list of projects listed below.

Performance Targets are established, annually, by reviewing data for each asset class. When reviewing each asset class, the Sponsored Plan closely looks at assets that have met or exceeded the Useful Life Benchmark (ULB), the asset's age, mileage, and condition. A TERM or Condition rating for each asset is created on a scale from one to five with the following descriptors: Poor, Marginal, Adequate, Good, or Excellent. OTD's goal is to prioritize investments by replacing assets that meet the lowest scores first which replaces those assets that are in the greatest need of repair. Therefore, items that are ranked Poor or Marginal will be replaced before assets that rank Adequate, Good, or Excellent. With the amount of funds estimated in the Statewide Transportation Improvement Plan (STIP), Section 5311 funds will be dispersed for Maintenance of Effort (MOE) first. Remaining Section 5311 funds will be used for capital projects based on the following priorities. (Please see Table 3):

Table 3

Prioritization List of Projects
1.) Rolling Stock - Replacement
2.) Replacement of Accessible Features
3.) Replacement of Equipment
4.) Renovate Facilities
5.) Rolling Stock - Expansion
6.) New Equipment Purchases
7.) New Building/Construction
8.) Non-Revenue Service Vehicles - Replacement
9.) Non-Revenue Service Vehicles - Expansion

Description of Support Tools Used:

The Kentucky Transportation Cabinet/Office of Transportation Delivery in determining where the greatest needs are. By utilizing these support tools, we are able to address the needs of the participating agencies, and, ultimately help better serve their communities by providing safe and reliable transportation. The following table (Table 4) details the tools used when funding determinations are made.

Table 4

Process/Tool	Brief Description
Monthly Reports	OTD requires Monthly Reports to track Performance Indicators including ridership, mileage, vehicle revenue hours and operating expenses.
Annual Reports: Vehicle Inventory	OTD requires an Annual Vehicle Inventory from each rural recipient to give a mileage update, useful life evaluation and overall condition assessment from the agencies evaluation.
Preliminary Assessments	A vehicle ranking form that ranks each vehicle in the agencies rolling stock fleet that the agency is requesting to replace. The ranking form assesses the condition of the vehicle using factors such as age, mileage and ridership to determine if the vehicle is in need of replacement.
Asset Inspections	OTD conducts inspections of agencies at least every three years to review rolling stock, non-revenue service vehicles, equipment, facilities including administrative, maintenance, passenger and parking structures.
TERM Scale	The five (5) category rating system used to condition asset a facility.
Condition Rating	OTD conducted a condition rating of all rolling stock, facilities and equipment using the FTA ULB, Age, SMP Useful Life and/or Mileage when applicable.
3 Year Capital Budgets	Projected 3 year capital needs included in the annual grant application.

Performance Targets:

The Kentucky Transportation Cabinet/Office of Transportation Delivery has set performance targets for each asset class, based on realistic expectations, and both the most recent data available and the financial resources from all sources that we reasonably expect will be available (See Table 5).

Table 5

Asset Category	Performance Measure	Target
Rolling Stock – Automobiles	The performance measure for rolling stock is the percentage of revenue vehicles within a particular asset class that have either met or exceeded their ULB.	37%
Rolling Stock – Buses	The performance measure for rolling stock is the percentage of revenue vehicles within a particular asset class that have either met or exceeded their ULB.	36%
Rolling Stock – Cutaway Buses	The performance measure for rolling stock is the percentage of revenue vehicles within a particular asset class that have either met or exceeded their ULB.	6%
Rolling Stock – Minivans	The performance measure for rolling stock is the percentage of revenue vehicles within a particular asset class that have either met or exceeded their ULB.	11%
Rolling Stock – SUVs	The performance measure for rolling stock is the percentage of revenue vehicles within a particular asset class that have either met or exceeded their ULB.	11%
Rolling Stock – Vans	The performance measure for rolling stock is the percentage of revenue vehicles within a particular asset class that have either met or exceeded their ULB.	7%
Facilities – Administrative/Maintenance	The performance measure for facilities is the percentage of facilities within an asset class, rated below condition 3 on the TERM scale.	0%
Facilities – Parking/Park and Ride	The performance measure for facilities is the percentage of facilities within an asset class, rated below condition 3 on the TERM scale.	0%

Facilities – Passenger Bus Transfer Station	The performance measure for facilities is the percentage of facilities within an asset class, rated below condition 3 on the TERM scale.	0%
Equipment – Non-Revenue Vehicles	The performance measure for non-revenue, support-service and maintenance vehicles equipment is the percentage of those vehicles that have either met or exceeded their ULB.	40%
Equipment – Maintenance/Administrative	N/A	N/A
Infrastructure	N/A	N/A

Policy and Implementation Strategy

Implementation strategy means a transit provider's approach to carrying out TAM practices. The Accountable Executive roles have been defined and the individuals who have direct capital responsibility for each participating agency have been identified (See Appendix C). Each Accountable Executive will be responsible for implementing the decision support tools provided within the Sponsored Transit Asset Management Plan to determine the condition of their assets and determine their priorities.

Appendices

Appendix A	Asset Inventory and Condition Data
Appendix B	Useful Life Benchmark Cheat Sheet
Appendix C	List of Accountable Executives
Appendix D	Four Year Performance Measure/Target Outlook

TAM Equipment Inventory Condition Assessment Form

Name of AGENCY	FTA EQUIPMENT DESCRIPTION	YEAR of PURCHASE	AGE	SERIAL NUMBER or ID NUMBER	SECTION (5307, 5309, 5310, 5311, 5316, 5317)	PURCHASE PRICE		USEFUL LIFE	CONDITION of EQUIPMENT (Excellent, Good, Adequate, Poor, Failure)	Maintenance Plan	Amount of Hours to Present Date	Direct Capital/Financial Responsibility	% Age of Vehicle/Equipment Used vs Useful Life	% of Age Remaining	Overall Condition Rating	Conditon Rating Description	TAM AGE ULB Status
						TOTAL COST	FEDERAL SHARE										
PTA	Generator	2010	12	263385	Tiger	$ 92,400.00	$ 92,400.00	25	Excellent	Yes - 2,000 Hour	2789.1	Yes	0.48	52.00%	**4**	**Good**	**BELOW**
PTA	IVR Server	2010	12	100017	MSAA	$ 92,050.00	$ 92,050.00	10	Good	Yes	N/A	Yes	1.2	-20.00%	**1**	**Poor**	**MET OR EXCEEDED**
UoL	Bus Shelter	2008	14	N/A	5309	$ 56,000.00	$ 56,000.00	40	Good	Yes	N/A	No	0.35	65.00%	3.6	**Good**	**BELOW**

Equipment SFY2023 Stats:

Overall Condition Rating of Equipment:	**2.866666667**
Rounded Overall Equipment Conditon Rating:	**3**
Total No of Equipment with Direct Capital Financial Responsibility:	**3**
# of Equipment that Below AGE ULB	**2**
# of Equipment that MET OR EXCEEDED	**1**
% Below Condition Rating of AGE ULB	**66.67%**
% Met or Exceeded Condition Rating of AGE UL	**33.33%**
# of Equipment Below Condition Rating	**1**
# of Equipment Met Condition Rating	**1**
# of Equipment Above Condition Rating	**1**
% Below Condition Rating (2 or below)	**33.33%**
% Met Condition Rating (score of 3)	**33.33%**
% Above Condition Rating (score 4 or above)	**33.33%**

UNIT #	Names of Agency	YR	AGE	MAKE	VIN NUMBER	Maximum Passenger Capacity Including Wheel Chair Positions (NOT Including Driver)	Maximum Wheel Chair Capacity	Vehicle TYPE (AO-Automobile; BU-Bus; CU-Cutaway; MV-Minivan; SV-Sports Utility; VN-Van; OT-Other)	USEFUL LIFE (See Current FTA - Office of Transportation Delivery State Management Plan)	CURRENT MILEAGE	CONDITION (Excellent, Good, Fair, Poor)	TAM ULB BENCHMARK	% ULB Life Used	%ULB Remaining	TAM Rating Description	TAM ULB STATUS	TAM ULB AGE Rating	Condition Rating Based Upon Mileage Useful Life	Overall Condition Rating Per Vehicle and Type	Overall Condition Rating Rounded	Overall Condition Rating Description
3	AACS/GRITS	2007	15	Chrys	2A4GP44RX7R285102	6	0	MV	4 years and/or 100,000 miles	104,670	Poor+A3:AB6	8	187.50%	-87.5%	Poor	MET OR EXCEEDED	1	3	2	2	Marginal
8	AACS/GRITS	2009	13	Dodge	2D8HN44E79R658436	5	0	MV	4 years and/or 100,000 miles	123,104	Poor	8	162.50%	-62.5%	Poor	MET OR EXCEEDED	1	3	2	2	Marginal
10	AACS/GRITS	2017	5	Dodge	2C4RDGBG3HR732946	6	0	MV	4 years and/or 100,000 miles	14,363	Good	8	62.50%	37.5%	Adequate	BELOW	3	5	4	4	Good
BOSC2	BGCAP	2013	9	Dodge Grand	2C4RDGBG2DR629110	8	0	MV	4 Years and/or 100,000 Miles	79,928	Fair	8	112.50%	-12.5%	Poor	MET OR EXCEEDED	1	4	2.5	3	Adequate
LCSC3	BGCAP	2006	16	Chevrolet	1GBDV13L76D235466	5	0	MV	4 Years and/or 100,000 Miles	54,397	Poor	8	200.00%	-100.0%	Poor	MET OR EXCEEDED	1	4	2.5	3	Adequate
LCSC5	BGCAP	2013	9	Dodge Grand	2C4RDGBG6DR629109	8	0	MV	4 Years and/or 100,000 Miles	41,795	Fair	8	112.50%	-12.5%	Poor	MET OR EXCEEDED	1	5	3	3	Adequate
2300	BGCAP	2019	3	Dodge Caravan	2C7WDGBG2KR728545	5	2	MV	4 Years and/or 100,000 Miles	652	Excellent	8	37.50%	62.5%	Good	BELOW	4	5	4.5	5	Excellent
2301	BGCAP	2019	3	Dodge Caravan	2C7WDGBG8KR728503	5	2	MV	4 Years and/or 100,000 Miles	15,198	Excellent	8	37.50%	62.5%	Good	BELOW	4	5	4.5	5	Excellent
2302	BGCAP	2019	3	Dodge Caravan	2C7WDGBG1KR728519	5	2	MV	4 Years and/or 100,000 Miles	1,549	Excellent	8	37.50%	62.5%	Good	BELOW	4	5	4.5	5	Excellent
2303	BGCAP	2019	3	Dodge Caravan	2C7WDGBG5KR728555	5	2	MV	4 Years and/or 100,000 Miles	545	Excellent	8	37.50%	62.5%	Good	BELOW	4	5	4.5	5	Excellent
2304	BGCAP	2019	3	Dodge Caravan	2C7WDGBG4KR728546	5	2	MV	4 Years and/or 100,000 Miles	8,802	Excellent	8	37.50%	62.5%	Good	BELOW	4	5	4.5	5	Excellent
2305	BGCAP	2019	3	Dodge Caravan	2C7WDGBGXKR728521	5	2	MV	4 Years and/or 100,000 Miles	25,272	Excellent	8	37.50%	62.5%	Good	BELOW	4	5	4.5	5	Excellent
2315	BGCAP	2019	3	Dodge Caravan	2C7WDGBG0KR808216	5	1	MV	4 Years and/or 100,000 Miles	12,010	Excellent	8	37.50%	62.5%	Good	BELOW	4	5	4.5	5	Excellent
2316	BGCAP	2019	3	Dodge Caravan	2C7WDGBG2KR798787	5	1	MV	4 Years and/or 100,000 Miles	6,262	Excellent	8	37.50%	62.5%	Good	BELOW	4	5	4.5	5	Excellent
2317	BGCAP	2019	3	Dodge Caravan	2C7WDGBG9KR808215	5	1	MV	4 Years and/or 100,000 Miles	3,547	Excellent	8	37.50%	62.5%	Good	BELOW	4	5	4.5	5	Excellent
2318	BGCAP	2019	3	Dodge Caravan	2C7WDGBG0KR802982	5	1	MV	4 Years and/or 100,000 Miles	4,691	Excellent	8	37.50%	62.5%	Good	BELOW	4	5	4.5	5	Excellent
2319	BGCAP	2019	3	Dodge Caravan	2C7WDGBGXKR800947	5	1	MV	4 Years and/or 100,000 Miles	3,235	Excellent	8	37.50%	62.5%	Good	BELOW	4	5	4.5	5	Excellent
2320	BGCAP	2019	3	Dodge Caravan	2C7WDGBG2KR798790	5	1	MV	4 Years and/or 100,000 Miles	1,560	Excellent	8	37.50%	62.5%	Good	BELOW	4	5	4.5	5	Excellent
2321	BGCAP	2019	3	Dodge Caravan	2C7WDGBG7KR800937	5	1	MV	4 Years and/or 100,000 Miles	2,421	Excellent	8	37.50%	62.5%	Good	BELOW	4	5	4.5	5	Excellent
2322	BGCAP	2019	3	Dodge Caravan	2C7WDGBG6KR802968	5	1	MV	4 Years and/or 100,000 Miles	1,909	Excellent	8	37.50%	62.5%	Good	BELOW	4	5	4.5	5	Excellent
2323	BGCAP	2019	3	Dodge Caravan	2C7WDGBG1KR802974	5	1	MV	4 Years and/or 100,000 Miles	636	Excellent	8	37.50%	62.5%	Good	BELOW	4	5	4.5	5	Excellent
2324	BGCAP	2019	3	Dodge Caravan	2C7WDGBG1KR800951	5	1	MV	4 Years and/or 100,000 Miles	4,788	Good	8	37.50%	62.5%	Good	BELOW	4	5	4.5	5	Excellent
2325	BGCAP	2019	3	Dodge Caravan	2C7WDGBG6KR802971	5	1	MV	4 Years and/or 100,000 Miles	3,559	Excellent	8	37.50%	62.5%	Good	BELOW	4	5	4.5	5	Excellent
2326	BGCAP	2019	3	Dodge Caravan	2C7WDGBG5KR802962	5	1	MV	4 Years and/or 100,000 Miles	4,090	Excellent	8	37.50%	62.5%	Good	BELOW	4	5	4.5	5	Excellent
2327	BGCAP	2019	3	Dodge Caravan	2C7WDGBGXKR799041	5	1	MV	4 Years and/or 100,000 Miles	4,601	Excellent	8	37.50%	62.5%	Good	BELOW	4	5	4.5	5	Excellent
2328	BGCAP	2019	3	Dodge Caravan	2C7WDGBG6KR800931	5	1	MV	4 Years and/or 100,000 Miles	1,050	Excellent	8	37.50%	62.5%	Good	BELOW	4	5	4.5	5	Excellent
2329	BGCAP	2019	3	Dodge Caravan	2C7WDGBG1KR799042	5	1	MV	4 Years and/or 100,000 Miles	3,710	Excellent	8	37.50%	62.5%	Good	BELOW	4	5	4.5	5	Excellent
CK-10	CKCAC	2015	7	Dodge	2C7WDGBG1FR614218	5	1	MV	4 Years and/or 100,000 Miles	155,802	Fair	8	87.50%	12.5%	Marginal	BELOW	2	2	2	2	Marginal
CK-33	CKCAC	2016	6	Dodge	2C7WDGBG9GR262314	4	1	MV	4 Years and/or 100,000 Miles	141,596	Good	8	75.00%	25.0%	Adequate	BELOW	3	3	3	3	Adequate
CK-34	CKCAC	2016	6	Dodge	2C7WDGBG9GR262328	4	1	MV	4 Years and/or 100,000 Miles	170,757	Fair	8	75.00%	25.0%	Adequate	BELOW	3	2	2.5	3	Adequate
CK-35	CKCAC	2016	6	Dodge	2C7WDGBGXGR202882	4	1	MV	4 Years and/or 100,000 Miles	165,270	Fair	8	75.00%	25.0%	Adequate	BELOW	3	2	2.5	3	Adequate
CK-42	CKCAC	2017	5	Dodge	2C7WDGBG4HR718561	5	1	MV	4 Years and/or 100,000 Miles	123,854	Good	8	62.50%	37.5%	Adequate	BELOW	3	3	3	3	Adequate
CK-43	CKCAC	2017	5	Dodge	2C7WDGBG6HR718139	5	1	MV	4 Years and/or 100,000 Miles	108,261	Good	8	62.50%	37.5%	Adequate	BELOW	3	3	3	3	Adequate
CK-44	CKCAC	2017	5	Dodge	2C7WDGBG5HR712963	5	1	MV	4 Years and/or 100,000 Miles	122,521	Good	8	62.50%	37.5%	Adequate	BELOW	3	3	3	3	Adequate
CK-47	CKCAC	2017	5	Dodge	2C7WDGBG8HR756245	5	1	MV	4 Years and/or 100,000 Miles	90,791	Excellent	8	62.50%	37.5%	Adequate	BELOW	3	4	3.5	4	Good
CK-48	CKCAC	2017	5	Dodge	2C7WDGBG4HR767467	5	1	MV	4 Years and/or 100,000 Miles	83,483	Excellent	8	62.50%	37.5%	Adequate	BELOW	3	4	3.5	4	Good
CK-49	CKCAC	2017	5	Dodge	2CFWDGBG7HR762103	5	1	MV	4 Years and/or 100,000 Miles	122,299	Good	8	62.50%	37.5%	Adequate	BELOW	3	3	3	3	Adequate
CK-50	CKCAC	2017	5	Dodge	2CFWDGBG5HR756199	5	1	MV	4 Years and/or 100,000 Miles	131,697	Good	8	62.50%	37.5%	Adequate	BELOW	3	3	3	3	Adequate
CK-51	CKCAC	2017	5	Dodge	2CFWDGBG3HR756234	5	1	MV	4 Years and/or 100,000 Miles	106,491	Good	8	62.50%	37.5%	Adequate	BELOW	3	3	3	3	Adequate
CK-52	CKCAC	2017	5	Dodge	2C7WDGBG6HR767499	5	1	MV	4 Years and/or 100,000 Miles	99,901	Excellent	8	62.50%	37.5%	Adequate	BELOW	3	4	3.5	4	Good
CK-70	CKCAC	2017	5	Dodge	2C7WDGBG7HR767463	5	1	MV	4 Years and/or 100,000 Miles	98,916	Excellent	8	62.50%	37.5%	Adequate	BELOW	3	4	3.5	4	Good
CK-71	CKCAC	2017	5	Dodge	2CFWDGBG7HR756205	5	1	MV	4 Years and/or 100,000 Miles	130,896	Good	8	62.50%	37.5%	Adequate	BELOW	3	3	3	3	Adequate
CK-72	CKCAC	2017	5	Dodge	2C7WDGBG6HR762092	5	1	MV	4 Years and/or 100,000 Miles	129,486	Good	8	62.50%	37.5%	Adequate	BELOW	3	3	3	3	Adequate
CK-73	CKCAC	2017	5	Dodge	2C7WDGBG6HR756230	5	1	MV	4 Years and/or 100,000 Miles	107,262	Good	8	62.50%	37.5%	Adequate	BELOW	3	3	3	3	Adequate
CK-74	CKCAC	2017	5	Dodge	2C7WDGBG2HR762090	5	1	MV	4 Years and/or 100,000 Miles	119,532	Good	8	62.50%	37.5%	Adequate	BELOW	3	3	3	3	Adequate
CK-75	CKCAC	2018	4	Dodge	2C7WDGBG7JR363049	5	1	MV	4 Years and/or 100,000 Miles	58,939	Excellent	8	50.00%	50.0%	Good	BELOW	4	4	4	4	Good
CK-77	CKCAC	2018	4	Dodge	2C7WDGBG7JR363746	5	1	MV	4 Years and/or 100,000 Miles	76,169	Excellent	8	50.00%	50.0%	Good	BELOW	4	4	4	4	Good
CK-78	CKCAC	2018	4	Dodge	2C7WDGBG6JR363737	5	1	MV	4 Years and/or 100,000 Miles	60,675	Excellent	8	50.00%	50.0%	Good	BELOW	4	4	4	4	Good
CK-79	CKCAC	2018	4	Dodge	2CFWDGBG7JR363682	5	1	MV	4 Years and/or 100,000 Miles	69,983	Excellent	8	50.00%	50.0%	Good	BELOW	4	4	4	4	Good
CK-80	CKCAC	2019	3	Dodge	2C7WDGBG0KR538484	5	1	MV	4 Years and/or 100,000 Miles	52,034	Excellent	8	37.50%	62.5%	Good	BELOW	4	4	4	4	Good
CK-81	CKCAC	2019	3	Dodge	2C7WDGBG6KRJ538635	5	1	MV	4 Years and/or 100,000 Miles	59,723	Excellent	8	37.50%	62.5%	Good	BELOW	4	4	4	4	Good
CK-82	CKCAC	2019	3	Dodge	2C7WDGBG6KR538649	5	1	MV	4 Years and/or 100,000 Miles	33,065	Excellent	8	37.50%	62.5%	Good	BELOW	4	5	4.5	5	Excellent
CK-83	CKCAC	2019	3	Dodge	2CFWDGBG5KR538643	5	1	MV	4 Years and/or 100,000 Miles	77,560	Excellent	8	37.50%	62.5%	Good	BELOW	4	4	4	4	Good
CK-84	CKCAC	2019	3	Dodge	2CFWDGBG7KR538482	5	1	MV	4 Years and/or 100,000 Miles	69,748	Excellent	8	37.50%	62.5%	Good	BELOW	4	4	4	4	Good
CK-85	CKCAC	2019	3	Dodge	2C7WDGBG5KR538609	5	1	MV	4 Years and/or 100,000 Miles	76,498	Excellent	8	37.50%	62.5%	Good	BELOW	4	4	4	4	Good
CK-87	CKCAC	2019	3	Dodge	2C7WDGBG6KR538473	5	1	MV	4 Years and/or 100,000 Miles	92,194	Excellent	8	37.50%	62.5%	Good	BELOW	4	4	4	4	Good
CK-90	CKCAC	2019	3	Dodge	2C7WDGB2KR728478	5	1	MV	4 Years and/or 100,000 Miles	56,662	Excellent	8	37.50%	62.5%	Good	BELOW	4	4	4	4	Good
CK-91	CKCAC	2019	3	Dodge	2C7WDGBG1KR728505	5	1	MV	4 Years and/or 100,000 Miles	48,639	Excellent	8	37.50%	62.5%	Good	BELOW	4	5	4.5	5	Excellent
CK-92	CKCAC	2019	3	Dodge	2C7WDGBG6KR728547	5	1	MV	4 Years and/or 100,000 Miles	61,254	Excellent	8	37.50%	62.5%	Good	BELOW	4	4	4	4	Good
CK-93	CKCAC	2019	3	Dodge	2C7WDGBG5KR728491	5	1	MV	4 Years and/or 100,000 Miles	50,831	Excellent	8	37.50%	62.5%	Good	BELOW	4	4	4	4	Good
CK-97	CKCAC	2019	3	Dodge	2C4RDGBG9KR801226	5	1	MV	4 Years and/or 100,000 Miles	4,519	Excellent	8	37.50%	62.5%	Good	BELOW	4	5	4.5	5	Excellent
CK-98	CKCAC	2019	3	Dodge	2C4RDGBG7KR801239	5	1	MV	4 Years and/or 100,000 Miles	1,510	Excellent	8	37.50%	62.5%	Good	BELOW	4	5	4.5	5	Excellent
CK-99	CKCAC	2019	3	Dodge	2C4RDGBG4KR8011229	5	1	MV	4 Years and/or 100,000 Miles	14,346	Excellent	8	37.50%	62.5%	Good	BELOW	4	5	4.5	5	Excellent
CK-100	CKCAC	2019	3	Dodge	2C4RDGBG7KR801208	5	1	MV	4 Years and/or 100,000 Miles	17,790	Excellent	8	37.50%	62.5%	Good	BELOW	4	5	4.5	5	Excellent
CK-101	CKCAC	2019	3	Dodge	2C4RDGBG9KR81209	5	1	MV	4 Years and/or 100,000 Miles	30,851	Excellent	8	37.50%	62.5%	Good	BELOW	4	5	4.5	5	Excellent
CK-102	CKCAC	2019	3	Dodge	2C4RDGBG5KR801241	5	1	MV	4 Years and/or 100,000 Miles	6,624	Excellent	8	37.50%	62.5%	Good	BELOW	4	5	4.5	5	Excellent
CK-103	CKCAC	2019	3	Dodge	2C4RDGBG5KR801238	5	1	MV	4 Years and/or 100,000 Miles	6,351	Excellent	8	37.50%	62.5%	Good	BELOW	4	5	4.5	5	Excellent
CK-104	CKCAC	2019	3	Dodge	2C4RDGBG4KR801196	5	1	MV	4 Years and/or 100,000 Miles	5,557	EXCELLENT	8	37.50%	62.5%	Good	BELOW	4	5	4.5	5	Excellent
CK-105	CKCAC	2019	3	Dodge	2C4RDGBG7KR801225	5	1	MV	4 Years and/or 100,000 Miles	17,984	Excellent	8	37.50%	62.5%	Good	BELOW	4	5	4.5	5	Excellent
CK-106	CKCAC	2019	3	Dodge	2C4RDGBG7KR801211	5	1	MV	4 Years and/or 100,000 Miles	2,330	Excellent	8	37.50%	62.5%	Good	BELOW	4	5	4.5	5	Excellent
CK-111	CKCAC	2019	3	Dodge	2C7WDGBG4KR802967	4	1	MV	4 Years and/or 100,000 Miles	14,004	Excellent	8	37.50%	62.5%	Good	BELOW	4	5	4.5	5	Excellent
CK-112	CKCAC	2019	3	Dodge	2C7WDGBG3KR808209	4	1	MV	4 Years and/or 100,000 Miles	9,084	Excellent	8	37.50%	62.5%	Good	BELOW	4	5	4.5	5	Excellent
CK-113	CKCAC	2019	3	Dodge	2C7WDGBG7KR800825	4	1	MV	4 Years and/or 100,000 Miles	26,565	Excellent	8	37.50%	62.5%	Good	BELOW	4	5	4.5	5	Excellent
CK-114	CKCAC	2019	3	Dodge	2C7WDGBG8KR808240	4	1	MV	4 Years and/or 100,000 Miles	23,739	Excellent	8	37.50%	62.5%	Good	BELOW	4	5	4.5	5	Excellent
CK-115	CKCAC	2019	3	Dodge	2C7WDGBG8KR808187	4	1	MV	4 Years and/or 100,000 Miles	29,734	Excellent	8	37.50%	62.5%	Good	BELOW	4	5	4.5	5	Excellent
CK-116	CKCAC	2019	3	Dodge	2C7WDGBGXKR800818	4	1	MV	4 Years and/or 100,000 Miles	26,534	Excellent	8	37.50%	62.5%	Good	BELOW	4	5	4.5	5	Excellent
CK-117	CKCAC	2019	3	Dodge	2C7WDGBG0KR802996	4	1	MV	4 Years and/or 100,000 Miles	20,007	Excellent	8	37.50%	62.5%	Good	BELOW	4	5	4.5	5	Excellent
CK-118	CKCAC	2019	3	Dodge	2C7WDGBG5KR798783	4	1	MV	4 Years and/or 100,000 Miles	9,796	Excellent	8	37.50%	62.5%	Good	BELOW	4	5	4.5	5	Excellent
CK-119	CKCAC	2019	3	Dodge	2C7WDGBG2KR802983	4	1	MV	4 Years and/or 100,000 Miles	31,862	Excellent	8	37.50%	62.5%	Good	BELOW	4	5	4.5	5	Excellent
CK-120	CKCAC	2019	3	Dodge	2C7WDGBG8KR799362	4	1	MV	4 Years and/or 100,000 Miles	25,793	Excellent	8	37.50%	62.5%	Good	BELOW	4	5	4.5	5	Excellent
CK-121	CKCAC	2019	3	Dodge	2C7WDGBG7KR802977	4	1	MV	4 Years and/or 100,000 Miles	19,012	Excellent	8	37.50%	62.5%	Good	BELOW	4	5	4.5	5	Excellent
CK-122	CKCAC	2019	3	Dodge	2C7WDGBG9KR802995	4	1	MV	4 Years and/or 100,000 Miles	23,060	Excellent	8	37.50%	62.5%	Good	BELOW	4	5	3	3	Adequate
CK-123	CKCAC	2019	3	Dodge	2C7WDGBG7KR802980	4	1	MV	4 Years and/or 100,000 Miles	32,465	Excellent	8	37.50%	62.5%	Good	BELOW	4	5	3	3	Adequate
CK-124	CKCAC	2019	3	Dodge	2C7WDGBG7KR802980	4	1	MV	4 Years and/or 100,000 Miles	17,187	Excellent	8	37.50%	62.5%	Good	BELOW	4	5	4.5	5	Excellent
CK-125	CKCAC	2019	3	Dodge	2C7WDGBG7KR808231	4	1	MV	4 Years and/or 100,000 Miles	18,371	Excellent	8	37.50%	62.5%	Good	BELOW	4	5	4.5	5	Excellent
CK-126	CKCAC	2019	3	Dodge	2C7WDGBGXKR808238	4	1	MV	4 Years and/or 100,000 Miles	14,402	Excellent	8	37.50%	62.5%	Good	BELOW	4	5	4.5	5	Excellent
KC2914	DBCAA	2015	7	Dodge	2C7WDGBG5FR536770	5	1	MV	4 Years and/or 100,000 Miles	128,150	Fair	8	87.50%	12.5%	Marginal	BELOW	2	3	2.5	3	Adequate
KC4151	DBCAA	2015	7	Dodge	2C7WDGBG2FR614213	5	1	MV	4 Years and/or 100,000 Miles	130,900	Fair	8	87.50%	12.5%	Marginal	BELOW	2	3	2.5	3	Adequate
KC4947	DBCAA	2015	7	Dodge	2C7WDGBG9FR634250	5	1	MV	4 Years and/or 100,000 Miles	108,575	Fair	8	87.50%	12.5%	Marginal	BELOW	2	3	2.5	3	Adequate
KC5769	DBCAA	2015	7	Dodge	2C7WDGBG9FR634278	5	1	MV	4 Years and/or 100,000 Miles	124,679	Fair	8	87.50%	12.5%	Marginal	BELOW	2	3	2.5	3	Adequate
KC7290	DBCAA	2016	6	Dodge	2C4RDGBG5GR345717	6	0	MV	4 Years and/or 100,000 Miles	117,635	Good	8	75.00%	25.0%	Adequate	BELOW	3	3	3	3	Adequate
KD0647	DBCAA	2017	5	Dodge	2C7WDGBG4HR712954	5	1	MV	4 Years and/or 100,000 Miles	45,729	Excellent	8	62.50%	37.5%	Adequate	BELOW	3	5	4	4	Good
KD1518	DBCAA	2018	4	Honda	5FNRL6H23JB038431	6	0	MV	4 Years and/or 100,000 Miles	94,165	Excellent	8	50.00%	50.0%	Good	BELOW	4	4	4	4	Good
KD1519	DBCAA	2018	4	Honda	5FNRL6H22JB026464	6	0	MV	4 Years and/or 100,000 Miles	106,028	Excellent	8	50.00%	50.0%	Good	BELOW	4	3	3.5	4	Good
KD5789	DBCAA	2019	3	Dodge	2C7WDGBG0KR538470	4	1	MV	4 Years and/or 100,000 Miles	34,550	Excellent	8	37.50%	62.5%	Good	BELOW	4	5	4.5	5	Excellent
KD8752	DBCAA	2019	3	Dodge	2C7WDGBG5KR728507	5	1	MV	4 Years and/or 100,000 Miles	19,736	Excellent	8	37.50%	62.5%	Good	BELOW	4	5	4.5	5	Excellent
KY1374	DBCAA	2019	3	Dodge	2C7WDGBG1KR799350	4	1	MV	4 Years and/or 100,000 Miles	14,278	Excellent	8	37.50%	62.5%	Good	BELOW	4	5	4.5	5	Excellent
KC3424	DBCAA	2015	7	Dodge	2C7WDGBG2FR614230	5	1	MV	4 Years and/or 100,000 Miles	162,511	Poor	8	87.50%	12.5%	Marginal	BELOW	2	2	2	2	Marginal
KC7288	DBCAA	2016	6	Dodge	2C4RDGBG7GR345718	6	0	MV	4 Years and/or 100,000 Miles	138,096	Good	8	75.00%	25.0%	Adequate	BELOW	3	3	3	3	Adequate
KC7893	DBCAA	2017	5	Dodge	2C7WDGBG9HR562856	5	1	MV	4 Years and/or 100,000 Miles	146,521	Good	8	62.50%	37.5%	Adequate	BELOW	3	3	3	3	Adequate
KC7894	DBCAA	2017	5	Dodge	2C7WDGBG9HR562887	5	1	MV	4 Years and/or 100,000 Miles	141,870	Good	8	62.50%	37.5%	Adequate	BELOW	3	3	3	3	Adequate
KD1515	DBCAA	2018	4	Honda	5FNRL6H29JB009970	6	0	MV	4 Years and/or 100,000 Miles	132,029	Excellent	8	50.00%	50.0%	Good	BELOW	4	3	3.5	4	Good
KD1516	DBCAA	2018	4	Honda	5FNRL6H26JB009974	6	0	MV	4 Years and/or 100,000 Miles	129,005	Excellent	8	50.00%	50.0%	Good	BELOW	4	3	3.5	4	Good
KD2768	DBCAA	2017	5	Dodge	2C7WDGBG7HR784120	5	1	MV	4 Years and/or 100,000 Miles	106,084	Good	8	62.50%	37.5%	Adequate	BELOW	3	3	3	3	Adequate
KD5791	DBCAA	2019	3	DODGE	2C7WDGBG6KR538554	4	1	MV	4 Years and/or 100,000 Miles	90,529	Excellent	8	37.50%	62.5%	Good	BELOW	4	4	4	4	Good
KD8754	DBCAA	2019	3	Dodge	2C7WDGB5KR740527	5	1	MV	4 Years and/or 100,000 Miles	43,854	Excellent	8	37.50%	62.5%	Good	BELOW	4	5	4.5	5	Excellent
KY1373	DBCAA	2019	3	Dodge	2C7WDGBG0KR802934	4	1	MV	4 Years and/or 100,000 Miles	34,771	Excellent	8	37.50%	62.5%	Good	BELOW	4	5	4.5	5	Excellent
KC2912	DBCAA	2015	7	Dodge	2C7WDGBG7FR536768	5	1	MV	4 Years and/or 100,000 Miles	135,464	Good	8	87.50%	12.5%	Marginal	BELOW	2	3	2.5	3	Adequate
KC3422	DBCAA	2015	7	Dodge	2C7WDGBG2FR614258	5	1	MV	4 Years and/or 100,000 Miles	137,116	Good	8	87.50%	12.5%	Marginal	BELOW	2	3	2.5	3	Adequate
KC4153	DBCAA	2015	7	Dodge	2C7WDGBG2FR614261	5	1	MV	4 Years and/or 100,000 Miles	142,616	Good	8	87.50%	12.5%	Marginal	BELOW	2	3	2.5	3	Adequate
KC5772	DBCAA	2015	7	Dodge	2C7WDGBG9FR614225	5	1	MV	4 Years and/or 100,000 Miles	158,932	Good	8	87.50%	12.5%	Marginal	BELOW	2	2	2	2	Marginal
KC9001	DBCAA	2017	5	Dodge	2C7WDGBG9HR562890	5	1	MV	4 Years and/or 100,000 Miles	83,066	Excellent	8	62.50%	37.5%	Adequate	BELOW	3	4	3.5	4	Good
KD1513	DBCAA	2017	5	Dodge	2C7WDGBG0HR784119	5	1	MV	4 Years and/or 100,000 Miles	70,993	Excellent	8	62.50%	37.5%	Adequate	BELOW	3	4	3.5	4	Good
KY1370	DBCAA	2019	3	Dodge	2C7WDGBG5KR808146	4	1	MV	4 Years and/or 100,000 Miles	3,616	Excellent	8	37.50%	62.5%	Good	BELOW	4	5	4.5	5	Excellent
KC4152	DBCAA	2015	7	Dodge	2C7WDGBG2FR614244	5	1	MV	4 Years and/or 100,000 Miles	117,494	Good	8	87.50%	12.5%	Marginal	BELOW	2	3	2.5	3	Adequate
KC5771	DBCAA	2015	7	Dodge	2C7WDGBG9FR614211	5	1	MV	4 Years and/or 100,000 Miles	93,045	Good	8	87.50%	12.5%	Marginal	BELOW	2	4	3	3	Adequate
KC7291	DBCAA	2016	6	Dodge	2C4RDGBG9GR345719	6	0	MV	4 Years and/or 100,000 Miles	102,817	Good	8	75.00%	25.0%	Adequate	BELOW	3	3	3	3	Adequate
KC9000	DBCAA	2017	5	Dodge	2C7WDGBGHR562848	5	1	MV	4 Years and/or 100,000 Miles	73,698	Excellent	8	62.50%	37.5%	Adequate	BELOW	3	4	3.5	4	Good
KC9003	DBCAA	2017	5	Dodge	5FNRL5H28HB000391	6	0	MV	4 Years and/or 100,000 Miles	58,299	Excellent	8	62.50%	37.5%	Adequate	BELOW	3	4	3.5	4	Good
KC9004	DBCAA	2017	5	Dodge	5FNRL5H20HB001907	6	0	MV	4 Years and/or 100,000 Miles	64,989	Excellent	8	62.50%	37.5%	Adequate	BELOW	3	4	3.5	4	Good
KD1514	DBCAA	2017	5	Dodge	2C7WDGBG1HR802210	5	1	MV	4 Years and/or 100,000 Miles	54,383	Excellent	8	62.50%	37.5%	Adequate	BELOW	3	4	3.5	4	Good
KD5790	DBCAA	2019	3	Dodge	2C7WDGBGXKR538556	4	1	MV	4 Years and/or 100,000 Miles	32,656	Excellent	8	37.50%	62.5%	Good	BELOW	4	5	4.5	5	Excellent
KY1369	DBCAA	2019	3	Dodge	2C7WDGBG1KR798764	4	1	MV	4 Years and/or 100,000 Miles	3,103	Excellent	8	37.50%	62.5%	Good	BELOW	4	5	4.5	5	Excellent
KC3423	DBCAA	2015	7	Dodge	2C7WDGBG2FR614227	5	1	MV	4 Years and/or 100,000 Miles	159,024	Good	8	87.50%	12.5%	Marginal	BELOW	2	2	2	2	Marginal
KC5770	DBCAA	2015	7	Dodge	2C7WDGBG9FR634281	5	1	MV	4 Years and/or 100,000 Miles	117,471	Good	8	87.50%	12.5%	Marginal	BELOW	2	3	2.5	3	Adequate
KC7289	DBCAA	2016	6	Dodge	2C4RDGBG5GR345720	6	0	MV	4 Years and/or 100,000 Miles	100,553	Good	8	75.00%	25.0%	Adequate	BELOW	3	3	3	3	Adequate
KD0646	DBCAA	2017	5	Dodge	2C7WDGBG6HR712955	5	1	MV	4 Years and/or 100,000 Miles	94,066	Good	8	62.50%	37.5%	Adequate	BELOW	3	4	3.5	4	Good
KD1512	DBCAA	2017	5	Dodge	2C7WDGBG0HR784105	5	1	MV	4 Years and/or 100,000 Miles	95,160	Good	8	62.50%	37.5%	Adequate	BELOW	3	4	3.5	4	Good

SFY22 MV STATS:	
Overall Condition Rating:	**3.4**
Rounded Overall Condition:	**3**
Total Agencies who have Other Passenger Vehicles	**23**
Total Other Passenger Vehicles	**356**
# of Vehicles Below ULB	**318**
# of Vehicles Met or Exceeded ULB	**38**
% Below ULB	**89.33%**
% Met or Exceeded ULB	**10.67%**
# of Vehicles that Met or Exceeded Condition Rating of Adequate	**309**
# of Vehicles w/ Condition Rating of Marginal or Poor	**47**
% Met or Exceeded Condition Rating of Adequate	**86.80%**
% w/ Condition Rating of Marginal or Poor	**13.20%**

KD5792	DBCAA	2019	3	Dodge	2C7WDGBG5KR538481	4	1	MV	4 Years and/or 100,000 Miles	72,310	Excellent	8	37.50%	62.5%	Good	BELOW	4	4	4	4	Good
16	HCCAA	2013	9	Dodge	2C4RDGBG5DR662781	6	0	MV	4 Years and/or 100,000 Miles	141,859	POOR	8	112.50%	-12.5%	Poor	MET OR EXCEEDED	1	3	2	2	Marginal
19	HCCAA	2014	8	Dodge	2C4RDGBG2ER303115	6	0	MV	4 Years and/or 100,000 Miles	186,577	POOR	8	100.00%	0.0%	Marginal	MET OR EXCEEDED	2	2	2	2	Marginal
20	HCCAA	2015	7	Dodge	2C7WDGBG6FR536776	5	1	MV	4 Years and/or 100,000 Miles	155,968	POOR	8	87.50%	12.5%	Marginal	BELOW	2	2	2	2	Marginal
22	HCCAA	2015	7	Dodge	2C7WDGBG2FR614308	5	1	MV	4 Years and/or 100,000 Miles	165,393	POOR	8	87.50%	12.5%	Marginal	BELOW	2	2	2	2	Marginal
23	HCCAA	2015	7	Dodge	2C7WDGBG2FR614311	5	1	MV	4 Years and/or 100,000 Miles	155,016	POOR	8	87.50%	12.5%	Marginal	BELOW	2	2	2	2	Marginal
24	HCCAA	2015	7	Dodge	2C7WDGBG2FR623025	5	1	MV	4 Years and/or 100,000 Miles	146,857	POOR	8	87.50%	12.5%	Marginal	BELOW	2	3	2.5	3	Adequate
25	HCCAA	2016	6	Dodge	2C7WDGBGOGR202857	5	1	MV	4 Years and/or 100,000 Miles	124,931	POOR	8	75.00%	25.0%	Adequate	BELOW	3	3	3	3	Adequate
48	HCCAA	2018	4	Dodge	2C7WDGBG7JR210073	4	1	MV	4 Years and/or 100,000 Miles	68,090	GOOD	8	50.00%	50.0%	Good	BELOW	4	4	4	4	Good
49	HCCAA	2018	4	Dodge	2C7WDGBG7JR210090	4	1	MV	4 Years and/or 100,000 Miles	71,494	GOOD	8	50.00%	50.0%	Good	BELOW	4	4	4	4	Good
52	HCCAA	2018	4	Dodge	2C7WDGBG0JR363667	5	1	MV	4 Years and/or 100,000 Miles	70,846	GOOD	8	50.00%	50.0%	Good	BELOW	4	4	4	4	Good
53	HCCAA	2018	4	Dodge	2C7WDGBG0JR363717	5	1	MV	4 Years and/or 100,000 Miles	57,770	GOOD	8	50.00%	50.0%	Good	BELOW	4	4	4	4	Good
57	HCCAA	2019	3	Dodge	2C4RDGEG6KR635534	6	0	MV	4 Years and/or 100,000 Miles	15,453	EXCELLENT	8	37.50%	62.5%	Good	BELOW	4	5	4.5	5	Excellent
58	HCCAA	2019	3	Dodge	2C4RDGEG8KR635535	6	0	MV	4 Years and/or 100,000 Miles	14,477	EXCELLENT	8	37.50%	62.5%	Good	BELOW	4	5	4.5	5	Excellent
59	HCCAA	2019	3	Dodge	2C4RDGEGXKR678791	6	0	MV	4 Years and/or 100,000 Miles	21,732	EXCELLENT	8	37.50%	62.5%	Good	BELOW	4	5	4.5	5	Excellent
60	HCCAA	2019	3	Dodge	2C4RDGEG1KR678792	6	0	MV	4 Years and/or 100,000 Miles	16,979	EXCELLENT	8	37.50%	62.5%	Good	BELOW	4	5	4.5	5	Excellent
61	HCCAA	2019	3	Dodge	2C4RDGEG3KR678793	6	0	MV	4 Years and/or 100,000 Miles	40,047	EXCELLENT	8	37.50%	62.5%	Good	BELOW	4	5	4.5	5	Excellent
30	HCCAA	2016	6	Dodge	2C7WDGBGXGR313724	5	0	MV	4 Years and/or 100,000 Miles	123,464	GOOD	8	75.00%	25.0%	Adequate	BELOW	3	3	3	3	Adequate
66	HCCAA	2019	1	Dodge	2C7WDGBG2KR800974	4	1	MV	4 Years and/or 100,000 Miles	23,688	EXCELLENT	8	12.50%	87.5%	Excellent	BELOW	5	5	5	5	Excellent
67	HCCAA	2019	1	Dodge	2C7WDGBG6KR800962	4	1	MV	4 Years and/or 100,000 Miles	16,432	EXCELLENT	8	12.50%	87.5%	Excellent	BELOW	5	5	5	5	Excellent
68	HCCAA	2019	1	Dodge	2C7WDGBGXKR801872	4	1	MV	4 Years and/or 100,000 Miles	1233	EXCELLENT	8	12.50%	87.5%	Excellent	BELOW	5	5	5	5	Excellent
69	HCCAA	2019	1	Dodge	2C7WDGBG9KR803001	4	1	MV	4 Years and/or 100,000 Miles	475	EXCELLENT	8	12.50%	87.5%	Excellent	BELOW	5	5	5	5	Excellent
70	HCCAA	2019	1	Dodge	2C7WDGBG0KR801881	4	1	MV	4 Years and/or 100,000 Miles	13,023	EXCELLENT	8	12.50%	87.5%	Excellent	BELOW	5	5	5	5	Excellent
71	HCCAA	2019	1	Dodge	2C7WDGBG6KR799361	4	1	MV	4 Years and/or 100,000 Miles	480	EXCELLENT	8	12.50%	87.5%	Excellent	BELOW	5	5	5	5	Excellent
72	HCCAA	2019	1	Dodge	2C7WDGBG4KR803004	4	1	MV	4 Years and/or 100,000 Miles	478	EXCELLENT	8	12.50%	87.5%	Excellent	BELOW	5	5	5	5	Excellent
1601	KRFDC	2015	7	Dodge	2C7WDGBGXFR634256	6	1	MV	4 Years and/or 100,000 Miles	75,495	Excellent	8	87.50%	12.5%	Marginal	BELOW	2	4	3	3	Adequate
1602	KRFDC	2015	7	Dodge	2C7WDGBGXFR634273	6	1	MV	4 Years and/or 100,000 Miles	97,744	Excellent	8	87.50%	12.5%	Marginal	BELOW	2	4	3	3	Adequate
252	LKLP	2012	10	Dodge	2C4RDGBG4CR225739	7		MV	4 Years and/or 100,000 Miles	148,491	YES	8	125.00%	-25.0%	Poor	MET OR EXCEEDED	1	3	2	2	Marginal
332	LKLP	2016	6	Dodge	2C7WDGBG8GR262286	5	1	MV	4 Years and/or 100,000 Miles	162,934	NO	8	75.00%	25.0%	Adequate	BELOW	3	2	2.5	3	Adequate
335	LKLP	2016	6	Dodge	2C7WDGBG8GR235718	5	1	MV	4 Years and/or 100,000 Miles	175,546	NO	8	75.00%	25.0%	Adequate	BELOW	3	2	2.5	3	Adequate
336	LKLP	2016	6	Dodge	2C7WDGBG8GR235685	5	1	MV	4 Years and/or 100,000 Miles	167,542	NO	8	75.00%	25.0%	Adequate	BELOW	3	2	2.5	3	Adequate
337	LKLP	2016	6	Dodge	2C7WDGBG9GR235713	5	1	MV	4 Years and/or 100,000 Miles	193,014	NO	8	75.00%	25.0%	Adequate	BELOW	3	2	2.5	3	Adequate
338	LKLP	2016	6	Dodge	2C7WDGBG9GR235694	5	1	MV	4 Years and/or 100,000 Miles	221,401	NO	8	75.00%	25.0%	Adequate	BELOW	3	1	2	2	Marginal
339	LKLP	2016	6	Dodge	2C7WDGBG9GR235680	5	1	MV	4 Years and/or 100,000 Miles	189,588	NO	8	75.00%	25.0%	Adequate	BELOW	3	2	2.5	3	Adequate
342	LKLP	2016	6	Dodge	2C7WDGBG9GR262300	5	1	MV	4 Years and/or 100,000 Miles	157,073	NO	8	75.00%	25.0%	Adequate	BELOW	3	2	2.5	3	Adequate
343	LKLP	2016	6	Dodge	2C7WDGBG8GR262319	5	1	MV	4 Years and/or 100,000 Miles	181,115	NO	8	75.00%	25.0%	Adequate	BELOW	3	2	2.5	3	Adequate
344	LKLP	2016	6	Dodge	2C7WDGBG9GR202890	5	1	MV	4 Years and/or 100,000 Miles	194,774	NO	8	75.00%	25.0%	Adequate	BELOW	3	2	2.5	3	Adequate
365	LKLP	2017	5	Dodge	2C7WDGBG6HR853458	5	1	MV	4 Years and/or 100,000 Miles	132,834	NO	8	62.50%	37.5%	Adequate	BELOW	3	3	3	3	Adequate
366	LKLP	2017	5	Dodge	2C7WDGBG8HR855082	5	1	MV	4 Years and/or 100,000 Miles	144,571	NO	8	62.50%	37.5%	Adequate	BELOW	3	3	3	3	Adequate
367	LKLP	2017	5	Dodge	2C7WDGBG4HR855077	5	1	MV	4 Years and/or 100,000 Miles	156,409	NO	8	62.50%	37.5%	Adequate	BELOW	3	2	2.5	3	Adequate
375	LKLP	2019	0	Dodge	2C7WDGBG2KR779382	5	1	MV	4 Years and/or 100,000 Miles	83,747	NO	8	0.00%	100.0%	Excellent	BELOW	5	4	4.5	5	Excellent
20	LVCAP	2014	8	Dodge	2C7WDGBG0ER162292	5	1	MV	4 Years and/or 100,000 Miles	159,282	Poor	8	100.00%	0.0%	Marginal	MET OR EXCEEDED	2	2	2	2	Marginal
30	LVCAP	2015	7	Dodge	2C7WDGBG1FR536765	5	1	MV	4 Years and/or 100,000 Miles	131,638	Poor	8	87.50%	12.5%	Marginal	BELOW	2	3	2.5	3	Adequate
31	LVCAP	2015	7	Dodge	2C7WDGBG2FR536757	5	1	MV	4 Years and/or 100,000 Miles	143,495	Poor	8	87.50%	12.5%	Marginal	BELOW	2	3	2.5	3	Adequate
27	LVCAP	2015	7	Dodge	2C4RDGBG0FR687445	6		MV	4 Years and/or 100,000 Miles	121,750	Poor	8	87.50%	12.5%	Marginal	BELOW	2	3	2.5	3	Adequate
36	LVCAP	2015	7	Dodge	2C4RDGBG0FR687476	6		MV	4 Years and/or 100,000 Miles	136,069	Poor	8	87.50%	12.5%	Marginal	BELOW	2	3	2.5	3	Adequate
48	LVCAP	2015	7	Dodge	2C4RDGBG5FR664260	6		MV	4 Years and/or 100,000 Miles	127,523	Poor	8	87.50%	12.5%	Marginal	BELOW	2	3	2.5	3	Adequate
49	LVCAP	2015	7	Dodge	2C4RDGBG0FR670306	6		MV	4 Years and/or 100,000 Miles	121,838	Poor	8	87.50%	12.5%	Marginal	BELOW	2	3	2.5	3	Adequate
41	LVCAP	2016	6	DODGE	2C7WDGBG8GR202850	5	1	MV	4 Years and/or 100,000 Miles	143,495	Poor	8	75.00%	25.0%	Adequate	BELOW	3	3	3	3	Adequate
51	LVCAP	2016	6	Dodge	2C7WDGBG5GR202871	5	1	MV	4 Years and/or 100,000 Miles	135,408	Poor	8	75.00%	25.0%	Adequate	BELOW	3	3	3	3	Adequate
61	LVCAP	2016	6	Dodge	2C7WDGBGXGR202879	5	1	MV	4 Years and/or 100,000 Miles	137,577	Good	8	75.00%	25.0%	Adequate	BELOW	3	3	3	3	Adequate
43	LVCAP	2017	5	Dodge	2C7WDGBG8HR618348	5	1	MV	4 Years and/or 100,000 Miles	121,769	Good	8	62.50%	37.5%	Adequate	BELOW	3	3	3	3	Adequate
56	LVCAP	2017	5	Dodge	2C7WDGBG8HR618334	5	1	MV	4 Years and/or 100,000 Miles	109,535	Good	8	62.50%	37.5%	Adequate	BELOW	3	3	3	3	Adequate
63	LVCAP	2017	5	Dodge	2C7WDGBG8HR618365	5	1	MV	4 Years and/or 100,000 Miles	102,712	Good	8	62.50%	37.5%	Adequate	BELOW	3	3	3	3	Adequate
64	LVCAP	2017	5	Dodge	2C7WDGBG8HR618351	5	1	MV	4 Years and/or 100,000 Miles	71,874	Good	8	62.50%	37.5%	Adequate	BELOW	3	4	3.5	4	Good
77	LVCAP	2017	5	Dodge	2C7WDGBGXHR712957	5	1	MV	4 Years and/or 100,000 Miles	115,886	Good	8	62.50%	37.5%	Adequate	BELOW	3	3	3	3	Adequate
78	LVCAP	2017	5	Dodge	2C7WDGBGXHR718550	5	1	MV	4 Years and/or 100,000 Miles	86,431	Good	8	62.50%	37.5%	Adequate	BELOW	3	4	3.5	4	Good
79	LVCAP	2017	5	Dodge	2C7WDGBG0HR718573	5	1	MV	4 Years and/or 100,000 Miles	98,536	Good	8	62.50%	37.5%	Adequate	BELOW	3	4	3.5	4	Good
91	LVCAP	2008	14	Chrysler	2A8HR44H78R627630	6		MV	4 Years and/or 100,000 Miles	139,658	Poor	8	175.00%	-75.0%	Poor	MET OR EXCEEDED	1	3	2	2	Marginal
92	LVCAP	2011	11	Dodge	2D4RN5DG2BR632670	6		MV	4 Years and/or 100,000 Miles	148,860	Poor	8	137.50%	-37.5%	Poor	MET OR EXCEEDED	1	3	2	2	Marginal
93	LVCAP	2009	13	Chrysler	2A8HR44E29R521352	6		MV	4 Years and/or 100,000 Miles	179,073	Poor	8	162.50%	-62.5%	Poor	MET OR EXCEEDED	1	2	1.5	2	Marginal
95	LVCAP	2018	4	HONDA	5FNRL6H2XJB033257	6		MV	4 Years and/or 100,000 Miles	66,646	Good	8	50.00%	50.0%	Good	BELOW	4	4	4	4	Good
96	LVCAP	2018	4	HONDA	5FNRL6H21JB026469	6		MV	4 Years and/or 100,000 Miles	89,822	Good	8	50.00%	50.0%	Good	BELOW	4	4	4	4	Good
97	LVCAP	2018	4	HONDA	5FNRL6H25JB026457	6		MV	4 Years and/or 100,000 Miles	50,738	Good	8	50.00%	50.0%	Good	BELOW	4	4	4	4	Good
98	LVCAP	2018	4	HONDA	5FNRL6H23JB028255	6		MV	4 Years and/or 100,000 Miles	90,093	Good	8	50.00%	50.0%	Good	BELOW	4	4	4	4	Good
88	LVCAP	2019	1	Honda	5FNRL6H22KB069638	7		MV	4 Years and/or 100,000 Miles	36290	Good	8	12.50%	87.5%	Excellent	BELOW	5	5	5	5	Excellent
83	LVCAP	2019	1	Honda	5FNRL6H26KB058478	7		MV	4 Years and/or 100,000 Miles	50143	Good	8	12.50%	87.5%	Excellent	BELOW	5	4	4.5	5	Excellent
82	LVCAP	2019	1	Honda	5FNRL6H20KB045113	7		MV	4 Years and/or 100,000 Miles	73002	Good	8	12.50%	87.5%	Excellent	BELOW	5	4	4.5	5	Excellent
102	LVCAP	2019	1	Honda	5FNRL6H21KB033584	7		MV	4 Years and/or 100,000 Miles	63184	Good	8	12.50%	87.5%	Excellent	BELOW	5	4	4.5	5	Excellent
84	LVCAP	2019	1	Honda	5FNRL6H21KB045539	7		MV	4 Years and/or 100,000 Miles	76250	Good	8	12.50%	87.5%	Excellent	BELOW	5	4	4.5	5	Excellent
101	LVCAP	2019	1	Honda	5FNRL6H29KB016774	7		MV	4 Years and/or 100,000 Miles	33239	Good	8	12.50%	87.5%	Excellent	BELOW	5	5	5	5	Excellent
7	LVCAP	2019	1	Honda	5FNRL6H28KB074777	7		MV	4 Years and/or 100,000 Miles	54186	Good	8	12.50%	87.5%	Excellent	BELOW	5	4	4.5	5	Excellent
6	LVCAP	2019	1	Honda	5FNRL6H29KB061911	7		MV	4 Years and/or 100,000 Miles	74220	Good	8	12.50%	87.5%	Excellent	BELOW	5	4	4.5	5	Excellent
17	LVCAP	2019	1	Honda	5FNRL6H29KB046390	7		MV	4 Years and/or 100,000 Miles	66339	Good	8	12.50%	87.5%	Excellent	BELOW	5	4	4.5	5	Excellent
69	LVCAP	2019	1	Honda	5FNRL6H26KB077774	7		MV	4 Years and/or 100,000 Miles	52190	Good	8	12.50%	87.5%	Excellent	BELOW	5	4	4.5	5	Excellent
80	LVCAP	2019	1	Honda	5FNRL6H24KB014317	7		MV	4 Years and/or 100,000 Miles	66901	Good	8	12.50%	87.5%	Excellent	BELOW	5	4	4.5	5	Excellent
19	LVCAP	2019	1	Honda	5FNRL6H24KB057152	7		MV	4 Years and/or 100,000 Miles	75953	Good	8	12.50%	87.5%	Excellent	BELOW	5	4	4.5	5	Excellent
22	LVCAP	2019	1	Honda	5FNRL6H2XKB026679	7		MV	4 Years and/or 100,000 Miles	45201	Good	8	12.50%	87.5%	Excellent	BELOW	5	5	5	5	Excellent
111	LVCAP	2019	1	Dodge	2C7WDGBGXKR664805	5	1	MV	4 Years and/or 100,000 Miles	47993	Good	8	12.50%	87.5%	Excellent	BELOW	5	5	5	5	Excellent
112	LVCAP	2019	1	Dodge	2C7WDGBGXKR664772	5	1	MV	4 Years and/or 100,000 Miles	67081	Good	8	12.50%	87.5%	Excellent	BELOW	5	4	4.5	5	Excellent
114	LVCAP	2019	0	Dodge	2C7WDGBG6KR808284	5	1	MV	4 Years and/or 100,000 Miles	38816	Good	8	0.00%	100.0%	Excellent	BELOW	5	5	5	5	Excellent
115	LVCAP	2019	0	Dodge	2C7WDGBG5KR808244	5	1	MV	4 Years and/or 100,000 Miles	45426	Good	8	0.00%	100.0%	Excellent	BELOW	5	5	5	5	Excellent
116	LVCAP	2019	0	Dodge	2C7WDGBG8KR803040	5	1	MV	4 Years and/or 100,000 Miles	36342	Good	8	0.00%	100.0%	Excellent	BELOW	5	5	5	5	Excellent
119	LVCAP	2019	0	Dodge	2C7WDGBG0KR808295	5	1	MV	4 Years and/or 100,000 Miles	31254	Good	8	0.00%	100.0%	Excellent	BELOW	5	5	5	5	Excellent
122	LVCAP	2019	0	Dodge	2C7WDGBG1KR801906	5	1	MV	4 Years and/or 100,000 Miles	33914	Excellent	8	0.00%	100.0%	Excellent	BELOW	5	5	5	5	Excellent
102	Louis Wheels	2017	5	Honda	5FNRL5H24HB003353	7	0	MV	4 Years and/or 100,000 Miles	43,274	Excellent	8	62.50%	37.5%	Adequate	BELOW	3	5	4	4	Good
103	Louis Wheels	2017	5	Honda	5FNRL5H25HB017276	7	0	MV	4 Years and/or 100,000 Miles	31,930	Excellent	8	62.50%	37.5%	Adequate	BELOW	3	5	4	4	Good
104	Louis Wheels	2017	5	Honda	5FNRL5H20HB017394	7	0	MV	4 Years and/or 100,000 Miles	22,854	Excellent	8	62.50%	37.5%	Adequate	BELOW	3	5	4	4	Good
105	Louis Wheels	2018	4	Dodge	2C7WDGBG4JR363926	3	0	MV	4 Years and/or 100,000 Miles	21,284	Excellent	8	50.00%	50.0%	Good	BELOW	4	5	4.5	5	Excellent
106	Louis Wheels	2018	4	Dodge	2C7WDGBG4JR362974	3	0	MV	4 Years and/or 100,000 Miles	22505	Excellent	8	50.00%	50.0%	Good	BELOW	4	5	4.5	5	Excellent
10	Murray Calloway	2013	9	DODGE	2C4RDGBG9DR617505	4	1	MV	4 Years and/or 100,000 Miles	174,455	Good	8	112.50%	-12.5%	Poor	MET OR EXCEEDED	1	2	1.5	2	Marginal
11	Murray Calloway	2013	9	DODGE	2C4RDGBG0DR617506	4	1	MV	4 Years and/or 100,000 Miles	153,358	Good	8	112.50%	-12.5%	Poor	MET OR EXCEEDED	1	2	1.5	2	Marginal
12	Murray Calloway	2013	9	DODGE	2C4RDGBG2DR617507	4	1	MV	4 Years and/or 100,000 Miles	140,475	Good	8	112.50%	-12.5%	Poor	MET OR EXCEEDED	1	3	2	2	Marginal
34	Murray Calloway	2014	8	DODGE	2C7WDGBG0ER162311	4	1	MV	4 Years and/or 100,000 Miles	190,444	Good	8	100.00%	0.0%	Marginal	MET OR EXCEEDED	2	2	2	2	Marginal
41	Murray Calloway	2016	6	DODGE	2C4RDGBG0GR383162	5	0	MV	4 Years and/or 100,000 Miles	162,113	Good	8	75.00%	25.0%	Adequate	BELOW	3	2	2.5	3	Adequate
42	Murray Calloway	2016	6	DODGE	2C4RDGBG4GR383164	5	0	MV	4 Years and/or 100,000 Miles	180,903	Good	8	75.00%	25.0%	Adequate	BELOW	3	2	2.5	3	Adequate
43	Murray Calloway	2016	6	DODGE	2C4RDGBG2GR383163	5	0	MV	4 Years and/or 100,000 Miles	150,985	Good	8	75.00%	25.0%	Adequate	BELOW	3	2	2.5	3	Adequate
44	Murray Calloway	2018	4	HONDA	5FNRL5H22HB001004	6	0	MV	4 Years and/or 100,000 Miles	113,320	Excellent	8	50.00%	50.0%	Good	BELOW	4	3	3.5	4	Good
45	Murray Calloway	2018	4	HONDA	5FNRL5H28HB017093	6	0	MV	4 Years and/or 100,000 Miles	72,386	Excellent	8	50.00%	50.0%	Good	BELOW	4	4	4	4	Good
48	Murray Calloway	2017	5	DODGE	2C4RDGCG1HR715996	5	0	MV	4 Years and/or 100,000 Miles	135,866	Excellent	8	62.50%	37.5%	Adequate	BELOW	3	3	3	3	Adequate
3742	MKCAP	2018	4	Dodge	2C7WDGBGXJR363742	5	1	MV	4 Years and/or 100,000 Miles	121,723	GOOD	8	50.00%	50.0%	Good	BELOW	4	3	3.5	4	Good
4089	MKCAP	2017	5	Dodge	2C7WDGBG6HR784089	5	1	MV	4 Years and/or 100,000 Miles	145,304	GOOD	8	62.50%	37.5%	Adequate	BELOW	3	3	3	3	Adequate
1928	MKCAP	2019	3	Dodge	2C7WDGBG3KR791928	5	1	MV	4 Years and/or 100,000 Miles	77,974	GOOD	8	37.50%	62.5%	Good	BELOW	4	4	4	4	Good
6163	MKCAP	2019	3	Dodge	2C7WDGBG3KR786163	5	1	MV	4 Years and/or 100,000 Miles	76,601	GOOD	8	37.50%	62.5%	Good	BELOW	4	4	4	4	Good
2077	MKCAP	2019	3	Dodge	2C7WDGBG7KR792077	5	1	MV	4 Years and/or 100,000 Miles	60,685	Excellent	8	37.50%	62.5%	Good	BELOW	4	4	4	4	Good
106	NKCAA	2016	6	Dodge	2C7WDGBG8GR235704	5	1	MV	4 Years and/or 100,000 miles	178,366.00	GOOD	8	75.00%	25.0%	Adequate	BELOW	3	2	2.5	3	Adequate
109	NKCAA	2017	5	Dodge	2c7wdgbg8hr562850	5	1	MV	4 Years and/or 100,000 miles	139,153.00	excellent	8	62.50%	37.5%	Adequate	BELOW	3	3	3	3	Adequate
110	NKCAA	2017	5	Dodge	2C7WDGBG8HR775930	5	1	MV	4 Years and/or 100,000 miles	113,973.00	excellent	8	62.50%	37.5%	Adequate	BELOW	3	3	3	3	Adequate
111	NKCAA	2017	5	Dodge	2C7WDGBG0HR767482	5	1	MV	4 Years and/or 100,000 miles	124,160.00	excellent	8	62.50%	37.5%	Adequate	BELOW	3	3	3	3	Adequate
17200	PATS	2017	5	DODGE	2C7WDGBG2HR718137	3	2	MV	4 years and/or 100,000 miles	74,526	Excellent	8	62.50%	37.5%	Adequate	BELOW	3	4	3.5	4	Good
17201	PATS	2017	5	DODGE	2C7WDGBG4HR718138	3	2	MV	4 years and/or 100,000 miles	72,344	Excellent	8	62.50%	37.5%	Adequate	BELOW	3	4	3.5	4	Good
17202	PATS	2017	5	DODGE	2C7WDGBG2HR718560	3	2	MV	4 years and/or 100,000 miles	75,285	Excellent	8	62.50%	37.5%	Adequate	BELOW	3	4	3.5	4	Good
17203	PATS	2017	5	DODGE	2C7WDGBG5HR718567	3	2	MV	4 years and/or 100,000 miles	71,516	Excellent	8	62.50%	37.5%	Adequate	BELOW	3	4	3.5	4	Good
17204	PATS	2017	5	DODGE	2C7WDGBG5HR718570	3	2	MV	4 years and/or 100,000 miles	77,747	Excellent	8	62.50%	37.5%	Adequate	BELOW	3	4	3.5	4	Good
17222	PATS	2017	5	DODGE	2C7WDGBG7HR802244	3	2	MV	4 years and/or 100,000 miles	67,486	Excellent	8	62.50%	37.5%	Adequate	BELOW	3	4	3.5	4	Good
17223	PATS	2017	5	DODGE	2C7WDGBG3HR808719	3	2	MV	4 years and/or 100,000 miles	65,302	Excellent	8	62.50%	37.5%	Adequate	BELOW	3	4	3.5	4	Good
21	PACS Transportation	2013	9	Dodge	2C4RDGBG2DR731863	7	0	MV	4 Years and/or 100,000 Miles	179,272	Good	8	112.50%	-12.5%	Poor	MET OR EXCEEDED	1	2	1.5	2	Marginal
27	PACS Transportation	2014	8	Dodge	2C4RDGBG1ER246311	7	0	MV	4 Years and/or 100,000 Miles	185,391	Good	8	100.00%	0.0%	Marginal	MET OR EXCEEDED	2	2	2	2	Marginal
53	PACS Transportation	2012	10	Dodge	2C4RDGBG4CR149780	7	0	MV	4 Years and/or 100,000 Miles	167,508	Good	8	125.00%	-25.0%	Poor	MET OR EXCEEDED	1	2	1.5	2	Marginal
62	PACS Transportation	2014	8	Dodge	2C7WDGBG9ER162291	5	2	MV	4 Years and/or 100,000 Miles	233,251	Good	8	100.00%	0.0%	Marginal	MET OR EXCEEDED	2	1	1.5	2	Marginal
64	PACS Transportation	2011	11	Dodge	2D4RN4DG2BR723061	5	2	MV	4 Years and/or 100,000 Miles	202,158	Good	8	137.50%	-37.5%	Poor	MET OR EXCEEDED	1	1	1	1	Poor
78	PACS Transportation	2010	12	Dodge	2D4RN4DE3AR259274	5	2	MV	4 Years and/or 100,000 Miles	144,268	Good	8	150.00%	-50.0%	Poor	MET OR EXCEEDED	1	3	2	2	Marginal
86	PACS Transportation	2014	8	Dodge	2C7WDGBG5ER162286	5	2	MV	4 Years and/or 100,000 Miles	167,841	Good	8	100.00%	0.0%	Marginal	MET OR EXCEEDED	2	2	2	2	Marginal
87	PACS Transportation	2014	8	Dodge	2C7WGBG6ER162300	5	2	MV	4 Years and/or 100,000 Miles	221,374	Good	8	100.00%	0.0%	Marginal	MET OR EXCEEDED	2	1	1.5	2	Marginal
89	PACS Transportation	2012	10	Dodge	2C4RDGBG0CR252971	7	0	MV	4 Years and/or 100,000 Miles	198,678	Good	8	125.00%	-25.0%	Poor	MET OR EXCEEDED	1	2	1.5	2	Marginal
92	PACS Transportation	2012	10	Ford	1FDEE3FL5CDA39220	12	3	MV	4 Years and/or 100,000 Miles	248,242	Good	8	125.00%	-25.0%	Poor	MET OR EXCEEDED	1	1	1	1	Poor
94	PACS Transportation	2013	9	Dodge	2C4RDGBG1DR663359	7	0	MV	4 Years and/or 100,000 Miles	133,310	Good	8	112.50%	-12.5%	Poor	MET OR EXCEEDED	1	3	2	2	Marginal
165	PACS Transportation	2015	7	Dodge	2C7WDGBG8FR541963	5	2	MV	4 Years and/or 100,000 Miles	116,106	Good	8	87.50%	12.5%	Marginal	BELOW	2	3	2.5	3	Adequate
166	PACS Transportation	2015	7	Dodge	2C7WDGBG8FR541977	5	2	MV	4 Years and/or 100,000 Miles	113,732	Excellent	8	87.50%	12.5%	Marginal	BELOW	2	3	2.5	3	Adequate
167	PACS Transportation	2015	7	Dodge	2C7WDGBG8FR614216	5	2	MV	4 Years and/or 100,000 Miles	150,970	Excellent	8	87.50%	12.5%	Marginal	BELOW	2	2	2	2	Marginal
168	PACS Transportation	2015	7	Dodge	2C7WDGBG8FR614233	5	2	MV	4 Years and/or 100,000 Miles	183,604	Excellent	8	87.50%	12.5%	Marginal	BELOW	2	2	2	2	Marginal
169	PACS Transportation	2015	7	Dodge	2C7WDGBG5FR634360	5	2	MV	4 Years and/or 100,000 Miles	84,041	Excellent	8	87.50%	12.5%	Marginal	BELOW	2	4	3	3	Adequate
170	PACS Transportation	2015	7	Dodge	2C7WDGBG5FR634374	5	2	MV	4 Years and/or 100,000 Miles	147,871	Excellent	8	87.50%	12.5%	Marginal	BELOW	2	3	2.5	3	Adequate
171	PACS Transportation	2015	7	Dodge	2C7WDGBG5FR634388	5	2	MV	4 Years and/or 100,000 Miles	148,749	Excellent	8	87.50%	12.5%	Marginal	BELOW	2	3	2.5	3	Adequate
172	PACS Transportation	2015	7	Dodge	2C7WDGBG5FR634391	5	2	MV	4 Years and/or 100,000 Miles	169,498	Excellent	8	87.50%	12.5%	Marginal	BELOW	2	2	2	2	Marginal
173	PACS Transportation	2015	7	Dodge	2C7WDGBG5FR634407	5	2	MV	4 Years and/or 100,000 Miles	126,481	Excellent	8	87.50%	12.5%	Marginal	BELOW	2	3	2.5	3	Adequate
174	PACS Transportation	2015	7	Dodge	2C7WDGBG5FR634424	5	2	MV	4 Years and/or 100,000 Miles	133,574	Excellent	8	87.50%	12.5%	Marginal	BELOW	2	3	2.5	3	Adequate
175	PACS Transportation	2015	7	Dodge	2C7WDGBGXFR665412	5	2	MV	4 Years and/or 100,000 Miles	145,316	Excellent	8	87.50%	12.5%	Marginal	BELOW	2	3	2.5	3	Adequate
176	PACS Transportation	2015	7	Dodge	2C7WDGBG8FR599443	5	2	MV	4 Years and/or 100,000 Miles	107,907	Excellent	8	87.50%	12.5%	Marginal	BELOW	2	3	2.5	3	Adequate

204	PACS Transportation	2015	7	Dodge	2C7WDGBG5FR536784	5	2	MV	4 Years and/or 100,000 Miles	123,380	Excellent	8	87.50%	12.5%	Marginal	BELOW	2	3	2.5	3	Adequate
210	PACS Transportation	2017	5	Dodge	2C7WDGBG3HR562884	5	2	MV	4 Years and/or 100,000 Miles	98,904	Excellent	8	62.50%	37.5%	Adequate	BELOW	3	4	3.5	4	Good
211	PACS Transportation	2017	5	Dodge	2C7WDGBG4HR562859	5	2	MV	4 Years and/or 100,000 Miles	92,948	Excellent	8	62.50%	37.5%	Adequate	BELOW	3	4	3.5	4	Good
212	PACS Transportation	2017	5	Dodge	2C7WDGBG7HR618373	5	2	MV	4 Years and/or 100,000 Miles	91,279	Excellent	8	62.50%	37.5%	Adequate	BELOW	3	4	3.5	4	Good
213	PACS Transportation	2017	5	Dodge	2C7WDGBGXHR718161	5	2	MV	4 Years and/or 100,000 Miles	90,574	Excellent	8	62.50%	37.5%	Adequate	BELOW	3	4	3.5	4	Good
214	PACS Transportation	2017	5	Dodge	2C7WDGBGXHR718158	5	2	MV	4 Years and/or 100,000 Miles	50,904	Excellent	8	62.50%	37.5%	Adequate	BELOW	3	4	3.5	4	Good
215	PACS Transportation	2017	5	Dodge	2C7WDGBG1HR718145	5	2	MV	4 Years and/or 100,000 Miles	52,348	Excellent	8	62.50%	37.5%	Adequate	BELOW	3	4	3.5	4	Good
216	PACS Transportation	2017	5	Dodge	2C7WDGBG0HR718153	5	2	MV	4 Years and/or 100,000 Miles	140,845	Excellent	8	62.50%	37.5%	Adequate	BELOW	3	3	3	3	Adequate
217	PACS Transportation	2017	5	Dodge	2C7WDGBG3HR793106	5	2	MV	4 Years and/or 100,000 Miles	115,055	Excellent	8	62.50%	37.5%	Adequate	BELOW	3	3	3	3	Adequate
218	PACS Transportation	2017	5	Dodge	2C7WDGBG2HR793100	5	2	MV	4 Years and/or 100,000 Miles	90,489	Excellent	8	62.50%	37.5%	Adequate	BELOW	3	4	3.5	4	Good
219	PACS Transportation	2014	8	Dodge	2C7WDBGBXER380109	5	2	MV	4 Years and/or 100,000 Miles	121,797	Excellent	8	100.00%	0.0%	Marginal	MET OR EXCEEDED	2	3	2.5	3	Adequate
220	PACS Transportation	2017	5	Dodge	2C7WDGBG7HR802289	5	2	MV	4 Years and/or 100,000 Miles	177,152	Excellent	8	62.50%	37.5%	Adequate	BELOW	3	2	2.5	3	Adequate
221	PACS Transportation	2017	5	Dodge	2C7WDGBG1HR802272	5	2	MV	4 Years and/or 100,000 Miles	77,999	Excellent	8	62.50%	37.5%	Adequate	BELOW	3	4	3.5	4	Good
224	PACS Transportation	2018	4	Dodge	2C7WDGBG6JR362877	5	2	MV	4 Years and/or 100,000 Miles	34,086	Excellent	8	50.00%	50.0%	Good	BELOW	4	5	4.5	5	Excellent
225	PACS Transportation	2018	4	Dodge	2C7WDGBG6JR362748	5	2	MV	4 Years and/or 100,000 Miles	57,228	Excellent	8	50.00%	50.0%	Good	BELOW	4	4	4	4	Good
226	PACS Transportation	2018	4	Dodge	2C7WDGBG1JR363063	5	2	MV	4 Years and/or 100,000 Miles	71,590	Excellent	8	50.00%	50.0%	Good	BELOW	4	4	4	4	Good
227	PACS Transportation	2018	4	Dodge	2C7WDGBG1JR363662	5	2	MV	4 Years and/or 100,000 Miles	59,619	Excellent	8	50.00%	50.0%	Good	BELOW	4	4	4	4	Good
228	PACS Transportation	2018	4	Dodge	2C7WDGBG1JR363693	5	2	MV	4 Years and/or 100,000 Miles	57,607	Excellent	8	50.00%	50.0%	Good	BELOW	4	4	4	4	Good
229	PACS Transportation	2018	4	Dodge	2C7WDGBG1JR362889	5	2	MV	4 Years and/or 100,000 Miles	73,585	Excellent	8	50.00%	50.0%	Good	BELOW	4	4	4	4	Good
233	PACS Transportation	2019	3	Dodge	2C7WDGBG8KR538538	5	2	MV	4 Years and/or 100,000 Miles	29,952	Excellent	8	37.50%	62.5%	Good	BELOW	4	5	4.5	5	Excellent
234	PACS Transportation	2019	3	Dodge	2C7WDGBG6KR538540	5	2	MV	4 Years and/or 100,000 Miles	39,012	Excellent	8	37.50%	62.5%	Good	BELOW	4	5	4.5	5	Excellent
236	PACS Transportation	2015	7	Dodge	2C7WDGBG4FR536761	5	2	MV	4 Years and/or 100,000 Miles	214,603	Excellent	8	87.50%	12.5%	Marginal	BELOW	2	1	1.5	2	Marginal
243	PACS Transportation	2015	7	Dodge	2C4RDGBGXFR537326	7	0	MV	4 Years and/or 100,000 Miles	94,018	Excellent	8	87.50%	12.5%	Marginal	BELOW	2	4	3	3	Adequate
244	PACS Transportation	2015	7	Dodge	2C7WDGBG3FR536783	5	2	MV	4 Years and/or 100,000 Miles	143,844	Excellent	8	87.50%	12.5%	Marginal	BELOW	2	3	2.5	3	Adequate
250	PACS Transportation	2015	7	Dodge	2C4RDGBG4FR549827	7	0	MV	4 Years and/or 100,000 Miles	198,617	Excellent	8	87.50%	12.5%	Marginal	BELOW	2	2	2	2	Marginal
258	PACS Transportation	2014	8	Dodge	2C7WDBGB3ER380114	5	2	MV	4 Years and/or 100,000 Miles	129,494	Excellent	8	100.00%	0.0%	Marginal	MET OR EXCEEDED	2	3	2.5	3	Adequate
267	PACS Transportation	2015	7	Dodge	2C4RDGBG8FR537325	7	0	MV	4 Years and/or 100,000 Miles	105,176	Excellent	8	87.50%	12.5%	Marginal	BELOW	2	3	2.5	3	Adequate
270	PACS Transportation	2015	7	Dodge	2C7WDGBG2FR536760	5	2	MV	4 Years and/or 100,000 Miles	212,947	Excellent	8	87.50%	12.5%	Marginal	BELOW	2	1	1.5	2	Marginal
280	PACS Transportation	2015	7	Dodge	2C4RDGBG1FR537327	7	0	MV	4 Years and/or 100,000 Miles	154,611	Excellent	8	87.50%	12.5%	Marginal	BELOW	2	2	2	2	Marginal
293	PACS Transportation	2015	7	Dodge	2C4RDGBG5FR542465	7	0	MV	4 Years and/or 100,000 Miles	200,109	Excellent	8	87.50%	12.5%	Marginal	BELOW	2	1	1.5	2	Marginal
400	PACS Transportation	2019	3	Dodge	2C7WDGBG4KR799052	5	2	MV	4 Years and/or 100,000 Miles	34,545	Excellent	8	37.50%	62.5%	Good	BELOW	4	5	4.5	5	Excellent
401	PACS Transportation	2019	3	Dodge	2C7WDGBG4KR801916	5	2	MV	4 Years and/or 100,000 Miles	32,858	Excellent	8	37.50%	62.5%	Good	BELOW	4	5	4.5	5	Excellent
402	PACS Transportation	2019	3	Dodge	2C7WDGBG4KR803066	5	2	MV	4 Years and/or 100,000 Miles	14,978	Excellent	8	37.50%	62.5%	Good	BELOW	4	5	4.5	5	Excellent
1111	RTEC	2012	10	Dodge	2C4RDGBG8CR149779	5	1	MV	4 Years and/or 100,000 Miles	122,600	Poor	8	125.00%	-25.0%	Poor	MET OR EXCEEDED	1	3	2	2	Marginal
1304	RTEC	2012	10	Dodge	2C4RDGBG9CR398463	4	1	MV	4 Years and/or 100,000 Miles	83,842	Poor	8	125.00%	-25.0%	Poor	MET OR EXCEEDED	1	4	2.5	3	Adequate
1404	RTEC	2014	8	Dodge	2C7WDGBG8ER162282	4	1	MV	4 Years and/or 100,000 Miles	80,415	Poor	8	100.00%	0.0%	Marginal	MET OR EXCEEDED	2	4	3	3	Adequate
1514	RTEC	2015	7	Dodge	2C7WDGBG3FR614303	4	1	MV	4 Years and/or 100,000 Miles	163,072	Poor	8	87.50%	12.5%	Marginal	BELOW	2	2	2	2	Marginal
1515	RTEC	2015	7	Dodge	2C7WDGBG3FR634230	4	1	MV	4 Years and/or 100,000 Miles	143,979	Poor	8	87.50%	12.5%	Marginal	BELOW	2	3	2.5	3	Adequate
1516	RTEC	2015	7	Dodge	2C7WDGBG3FR634244	4	1	MV	4 Years and/or 100,000 Miles	212,724	Poor	8	87.50%	12.5%	Marginal	BELOW	2	1	1.5	2	Marginal
1601	RTEC	2015	7	Dodge	2C7WDGBG8FR634417	4	1	MV	4 Years and/or 100,000 Miles	187,053	Poor	8	87.50%	12.5%	Marginal	BELOW	2	2	2	2	Marginal
1801	RTEC	2017	5	Dodge	2C7WDGBG4HR767470	4	1	MV	4 Years and/or 100,000 Miles	105,014	Poor	8	62.50%	37.5%	Adequate	BELOW	3	3	3	3	Adequate
1802	RTEC	2017	5	Dodge	2C7WDGBG0HR767485	4	1	MV	4 Years and/or 100,000 Miles	128,435	Poor	8	62.50%	37.5%	Adequate	BELOW	3	3	3	3	Adequate
1803	RTEC	2017	5	Dodge	2C7WDGBGXHR775931	4	1	MV	4 Years and/or 100,000 Miles	87,678	Poor	8	62.50%	37.5%	Adequate	BELOW	3	4	3.5	4	Good
1804	RTEC	2017	5	Dodge	2C7WDGBG8HR775944	4	1	MV	4 Years and/or 100,000 Miles	128,951	Poor	8	62.50%	37.5%	Adequate	BELOW	3	3	3	3	Adequate
1805	RTEC	2017	5	Dodge	2C7WDGBG1HR784095	4	1	MV	4 Years and/or 100,000 Miles	107,885	Poor	8	62.50%	37.5%	Adequate	BELOW	3	3	3	3	Adequate
1806	RTEC	2017	5	Dodge	2C7WDGBG1HR793105	4	1	MV	4 Years and/or 100,000 Miles	148,568	Poor	8	62.50%	37.5%	Adequate	BELOW	3	3	3	3	Adequate
1807	RTEC	2017	5	Dodge	2C7WDGBGXHR802206	4	1	MV	4 Years and/or 100,000 Miles	125,001	Poor	8	62.50%	37.5%	Adequate	BELOW	3	3	3	3	Adequate
1808	RTEC	2017	5	Dodge	2C7WDGBG0HR802215	4	1	MV	4 Years and/or 100,000 Miles	136,582	Poor	8	62.50%	37.5%	Adequate	BELOW	3	3	3	3	Adequate
1809	RTEC	2017	5	Dodge	2C7WDGBG2HR793114	4	1	MV	4 Years and/or 100,000 Miles	145,475	Poor	8	62.50%	37.5%	Adequate	BELOW	3	3	3	3	Adequate
2002	RTEC	2019	3	Dodge	2C7WDGBG3KR786177	4	1	MV	4 Years and/or 100,000 Miles	31,749	Excellent	8	37.50%	62.5%	Good	BELOW	4	5	4.5	5	Excellent
2003	RTEC	2019	3	Dodge	1FDWE3FS3KDC30595	4	1	MV	4 Years and/or 100,000 Miles	41,756	Excellent	8	37.50%	62.5%	Good	BELOW	4	5	4.5	5	Excellent
2004	RTEC	2019	3	Dodge	1FDWE3FS5KDC30596	4	1	MV	4 Years and/or 100,000 Miles	8,604	Excellent	8	37.50%	62.5%	Good	BELOW	4	5	4.5	5	Excellent
2005	RTEC	2019	3	Dodge	1FDWE3FS9KDC30598	4	1	MV	4 Years and/or 100,000 Miles	2,538	Excellent	8	37.50%	62.5%	Good	BELOW	4	5	4.5	5	Excellent
2006	RTEC	2019	3	Dodge	1FDWE3FS0KDC30599	4	1	MV	4 Years and/or 100,000 Miles	4,622	Excellent	8	37.50%	62.5%	Good	BELOW	4	5	4.5	5	Excellent
2007	RTEC	2019	3	Dodge	1FDWE3FS7KDC34388	4	1	MV	4 Years and/or 100,000 Miles	32,862	Excellent	8	37.50%	62.5%	Good	BELOW	4	5	4.5	5	Excellent
2008	RTEC	2019	3	Dodge	1FDEE3FS4KDC49488	4	1	MV	4 Years and/or 100,000 Miles	24,069	Excellent	8	37.50%	62.5%	Good	BELOW	4	5	4.5	5	Excellent
2110	RTEC	2019	3	Dodge	2C7WDGBG7KR798784	4	1	MV	4 Years and/or 100,000 Miles	378	Excellent	8	37.50%	62.5%	Good	BELOW	4	5	4.5	5	Excellent
2111	RTEC	2019	3	Dodge	2C7WDGBG4KR808168	4	1	MV	4 Years and/or 100,000 Miles	876	Excellent	8	37.50%	62.5%	Good	BELOW	4	5	4.5	5	Excellent
2112	RTEC	2019	3	Dodge	2C7WDGBG5KR800922	4	1	MV	4 Years and/or 100,000 Miles	378	Excellent	8	37.50%	62.5%	Good	BELOW	4	5	4.5	5	Excellent
2113	RTEC	2019	3	Dodge	2C7WDGBG3KR802961	4	1	MV	4 Years and/or 100,000 Miles	739	Excellent	8	37.50%	62.5%	Good	BELOW	4	5	4.5	5	Excellent
2114	RTEC	2019	3	Dodge	2C7WDGBG0KR803002	4	1	MV	4 Years and/or 100,000 Miles	375	Excellent	8	37.50%	62.5%	Good	BELOW	4	5	4.5	5	Excellent
378	SVTS	2012	10	Dodge	2C4RGBG7CR166928	4	1	MV	4 Years and/or 100,000 Miles	81,268	Good	8	125.00%	-25.0%	Poor	MET OR EXCEEDED	1	4	2.5	3	Adequate
387	SVTS	2012	10	Dodge	2C4RDGBG7CR180747	4	1	MV	4 Years and/or 100,000 Miles	75,870	Poor	8	125.00%	-25.0%	Poor	MET OR EXCEEDED	1	4	2.5	3	Adequate
400	SVTS	2014	8	Dodge	2C4RDGBGXER380007	7	0	MV	4 Years and/or 100,000 Miles	90,721	Excellent	8	100.00%	0.0%	Marginal	MET OR EXCEEDED	2	4	3	3	Adequate
446	SVTS	2018	4	Dodge	2C7WDB0JR363751	4	1	MV	4 Years and/or 100,000 Miles	8,850	Excellent	8	50.00%	50.0%	Good	BELOW	4	5	4.5	5	Excellent
14	WKU	2013	9	Dodge	2C4RDGBG1DR617496	5	1	MV	4 Years and/or 100,000 Miles	44,418	Excellent	8	112.50%	-12.5%	Poor	MET OR EXCEEDED	1	5	3	3	Adequate
39	FKPT	2012	10	Dodge	2C4RDGBGXCR302386	5	1	MV	4 Years and/or 100,000 Miles	50,525	GOOD	8	125.00%	-25.0%	Poor	MET OR EXCEEDED	1	4	2.5	3	Adequate
40	FKPT	2015	7	Dodge	2C7WDGBG6FR614277	5	1	MV	4 Years and/or 100,000 Miles	60,268	GOOD	8	87.50%	12.5%	Marginal	BELOW	2	4	3	3	Adequate
41	FKPT	2016	6	Dodge	2C7WDGBG1GR314891	5	1	MV	4 Years and/or 100,000 Miles	38,297	EXCELLENT	8	75.00%	25.0%	Adequate	BELOW	3	5	4	4	Good
42	FKPT	2016	6	Dodge	2C7WDGBG6GR262318	5	1	MV	4 Years and/or 100,000 Miles	52,637	EXCELLENT	8	75.00%	25.0%	Adequate	BELOW	3	4	3.5	4	Good
43	FKPT	2016	6	Dodge	2C7WDGBG6GR235720	5	1	MV	4 Years and/or 100,000 Miles	35,675	EXCELLENT	8	75.00%	25.0%	Adequate	BELOW	3	5	4	4	Good
44	FKPT	2016	6	Dodge	2C7WDGBG6GR262321	5	1	MV	4 Years and/or 100,000 Miles	52,637	EXCELLENT	8	75.00%	25.0%	Adequate	BELOW	3	4	3.5	4	Good
45	FKPT	2017	5	Dodge	2C7WDGBG2HR775941	5	1	MV	4 Years and/or 100,000 Miles	17,843	EXCELLENT	8	62.50%	37.5%	Adequate	BELOW	3	5	4	4	Good
42	FCTA	2015	7	dodge	2C7WDGBG2FR614292	5	1	MV	4 Years and/or 100,000 Miles	152,357	GOOD	8	87.50%	12.5%	Marginal	BELOW	2	2	2	2	Marginal
43	FCTA	2015	7	dodge	2C7WDGBG2FR614275	5	1	MV	4 Years and/or 100,000 Miles	147,743	GOOD	8	87.50%	12.5%	Marginal	BELOW	2	3	2.5	3	Adequate
58	FCTA	2017	5	HONDA	5FNRL5H26HB002401	6	0	MV	4 Years and/or 100,000 Miles	171,059	EXCELLENT	8	62.50%	37.5%	Adequate	BELOW	3	2	2.5	3	Adequate
59	FCTA	2017	5	HONDA	5FNRL5H26HB017030	6	0	MV	4 Years and/or 100,000 Miles	144,048	EXCELLENT	8	62.50%	37.5%	Adequate	BELOW	3	3	3	3	Adequate
60	FCTA	2017	5	HONDA	5FNRL5H27HB017067	6	0	MV	4 Years and/or 100,000 Miles	161,524	EXCELLENT	8	62.50%	37.5%	Adequate	BELOW	3	2	2.5	3	Adequate
4	GCSO	2014	8	Dodge	2C4RDGBG8ER259735	6	0	MV	4 Years and/or 100,000 Miles	140,034	Poor	8	100.00%	0.0%	Marginal	MET OR EXCEEDED	2	3	2.5	3	Adequate
#01	Owen Co. Fiscal Court	2015	7	Dodge	2C7WDGBG9FR634426	4	1	MV	4 Years and/or 100,000 Miles	103,795	INACTIVE	8	87.50%	12.5%	Marginal	BELOW	2	3	2.5	3	Adequate
#06	Owen Co. Fiscal Court	2017	5	Dodge	2C7WDGBGXHR562851	4	1	MV	4 Years and/or 100,000 Miles	104,208	GOOD	8	62.50%	37.5%	Adequate	BELOW	3	3	3	3	Adequate
#12	Owen Co. Fiscal Court	2017	5	Dodge	2C7WDGBG3HR767489	4	1	MV	4 Years and/or 100,000 Miles	74,940	GOOD	8	62.50%	37.5%	Adequate	BELOW	3	4	3.5	4	Good
#13	Owen Co. Fiscal Court	2017	5	Dodge	2C7WDGBG3HR775916	5	1	MV	4 Years and/or 100,000 Miles	78,892	GOOD	8	62.50%	37.5%	Adequate	BELOW	3	4	3.5	4	Good
#15	Owen Co. Fiscal Court	2019	1	Dodge	2C7WDGBG6KR538487	3	1	MV	4 Years and/or 100,000 Miles	55,885	GOOD	8	12.50%	87.5%	Excellent	BELOW	5	4	4.5	5	Excellent
#SC2	Owen Co. Fiscal Court	2016	6	Dodge	2C7WDGBG4GR235716	5	1	MV	4 Years and/or 100,000 Miles	8,046	GOOD	8	75.00%	25.0%	Adequate	BELOW	3	5	4	4	Good
1	Carroll County	2015	7	Dodge	2C4RDGBG6FR671332	6	2	MV	4 Years and/or 100,000 Miles	63,024	Good	8	87.50%	12.5%	Marginal	BELOW	2	4	3	3	Adequate
1	Carroll County	2015	7	Dodge	2C4RDGBG6FR671332	6	2	MV	4 Years and/or 100,000 Miles	63,024	Good	8	87.50%	12.5%	Marginal	BELOW	2	4	3	3	Adequate
3	CCMH	2013	7	Dodge	2C4RDGBG0D757	6	0	MV	4 Years and/or 100,000 Miles	165,275	Good	8	87.50%	12.5%	Marginal	BELOW	2	2	2	2	Marginal
4	CCMH	2013	7	Dodge	2C4RDGBG2D757	6	0	MV	4 Years and/or 100,000 Miles	154,250	Poor	8	87.50%	12.5%	Marginal	BELOW	2	2	2	2	Marginal

UNIT #	Names of Agency	YR	AGE	MAKE	VIN NUMBER	Maximum Passenger Capacity Including Wheel Chair Positions (NOT Including Driver)	Maximum Wheel Chair Capacity	Vehicle TYPE (AO-Automobile; BU-Bus; CU-Cutaway; MV-Minivan; SV-Sports Utility; VN-Van; OT-Other)	USEFUL LIFE (See Current FTA - Office of Transportation Delivery State Management Plan)	CURRENT MILEAGE	CONDITION (Excellent, Good, Fair, Poor)	TAM ULB BENCHMARK	% ULB Life Used	%ULB Remaining	TAM Rating Description	TAM ULB STATUS	TAM ULB AGE Rating	Condition Rating Based Upon Mileage Useful Life	Overall Condition Rating Per Vehicle and Type	Overall Condition Rating Rounded	Overall Condition Rating Description
5	AACS/GRITS	1995	27	Chevy	1GBKC34F1SJ118351	2	0	AO	4 years and/or 100,000 miles	159,758	Poor	8	337.50%	-237.500%	Poor	MET OR EXCEEDED	1	2	1.5	2	Marginal
7	AACS/GRITS	2007	15	Chevy	1GCEC14X07Z170391	2	0	AO	4 years and/or 100,000 miles	227,968	Poor	8	187.50%	-87.5%	Poor	MET OR EXCEEDED	1	1	1	1	Poor
9	AACS/GRITS	2017	5	Ford	1FTMF1E82HKD01454	3	0	AO	4 years and/or 100,000 miles	32,436	Excellent	8	62.50%	37.50%	Adequate	BELOW	3	5	4	4	Good
64	AACS/GRITS	2002	20	Chevy	2GCEK19T421121138	4	0	AO	4 years and/or 100,000 miles	160,461	Poor	8	250.00%	-150.0%	Poor	MET OR EXCEEDED	1	2	1.5	2	Marginal
7	Louis Wheels	2007	15	Ford	1FTSX21P77EB16367	4	0	AO	4 Years and/or 100,000 Miles	34,933	Excellent	8	187.50%	-87.50%	Poor	MET OR EXCEEDED	1	5	3	3	Adequate
351	PATS	2003	19	FORD	1FDWX36PX3EC90603	2	0	AO	7 years and/or 200,000 miles	34,580	Excellent	8	237.50%	-137.5%	Poor	MET OR EXCEEDED	1	5	3	3	Adequate
6	RTEC	1997	25	Ford	1FTDR15X6VPA76145	3	0	AO	4 Years and/or 100,000 Miles	170,402	Poor	8	312.50%	-212.5%	Poor	MET OR EXCEEDED	1	2	1.5	2	Marginal
1602	RTEC	2016	6	Ford	1FD7X2B60GEB43143	5	0	AO	4 Years and/or 100,000 Miles	52,135	Good	8	75.00%	25.00%	Adequate	BELOW	3	4	3.5	4	Good
26	FCTA	2005	17	Ford	1FTRF12W65NA96160	2	0	AO	4 Years and/or 100,000 Miles	143,451	GOOD	8	212.50%	-113%	Poor	MET OR EXCEEDED	1	3	2	2	Marginal
3	AACS/GRITS	2007	15	Chrys	2A4GP44RX7R285102	6	0	MV	4 years and/or 100,000 miles	104,670	Good	8	187.50%	-87.50%	Poor	MET OR EXCEEDED	1	3	2	2	Marginal
8	AACS/GRITS	2009	13	Dodge	2D8HN44E79R658436	5	0	MV	4 years and/or 100,000 miles	123,104	Good	8	162.50%	-62.500%	Poor	MET OR EXCEEDED	1	3	2	2	Marginal
10	AACS/GRITS	2017	5	Dodge	2C4RDGBG3HR732946	6	0	MV	4 years and/or 100,000 miles	14,363	Excellent	8	62.50%	37.500%	Adequate	BELOW	3	3	3	3	Adequate
2	AACS/GRITS	2007	15	Ford	1FMEU73E47UB25446	6	0	SV	4 years and/or 100,000 miles	94,347	Good	8	187.50%	-87.500%	Poor	MET OR EXCEEDED	1	5	3	3	Adequate
11	AACS/GRITS	2017	5	Ford	1FM5K8B84HGC62801	5	0	SV	4 years and/or 100,000 miles	23,554	Excellent	8	62.50%	37.50%	Adequate	BELOW	3	4	3.5	4	Good
12	AACS/GRITS	2017	5	Ford	1FM5K8B88HGC57066	5	0	SV	4 years and/or 100,000 miles	20,701	Excellent	8	62.50%	37.50%	Adequate	BELOW	3	5	4	4	Good
914	KRFDC	2010	12	Dodge	1D4PU2GKXAW140824	5	0	SV	4 Years and/or 100,000 Miles	86,782	Good	8	150.00%	-50.00%	Poor	MET OR EXCEEDED	1	5	3	3	Adequate
47	Murray Calloway Transit Authority	2018	4	FORD	1FM5K8B82HGD06004	6	0	SV	4 Years and/or 100,000 Miles	13,201	Excellent	8	50.00%	50.00%	Good	BELOW	4	4	4	4	Good
17212	PATS	2017	5	FORD	1FM5K8B87HGD24935	5	0	SV	4 years and/or 100,000 miles	58,246	Good	8	62.50%	37.5%	Adequate	BELOW	3	5	4	4	Good
1519	RTEC	2015	7	Jeep	1C4PJMAB5FW741415	5	0	SV	4 Years and/or 100,000 Miles	17,250	Good	8	87.50%	12.5%	Marginal	BELOW	2	4	3	3	Adequate
1915	RTEC	2019	3	Ford	1FM5K8B88KGA96855	7	0	SV	4 Years and/or 100,000 Miles	4,383	Good	8	37.50%	62.50%	Good	BELOW	4	5	4.5	5	Excellent
83	FCTA	2019	3	Ford	1FM5K8B8XKGA96856	6	0	SV	4 Years and/or 100,000 Miles	21,412	EXCELLENT	8	37.50%	62.500%	Good	BELOW	4	5	4.5	5	Excellent
84	FCTA	2019	3	Ford	1FM5K8B81KGA96857	6	0	SV	4 Years and/or 100,000 Miles	15,467	EXCELLENT	8	37.50%	62.500%	Good	BELOW	4	5	4.5	5	Excellent
85	FCTA	2019	3	Ford	1FM5K8B83KGA96858	6	0	SV	4 Years and/or 100,000 Miles	18,155	EXCELLENT	8	37.50%	62.500%	Good	BELOW	4	5	4.5	5	Excellent
13	AACS/GRITS	2017	5	Ford	1FBZX2CM6HKA87386	12	0	VN	4 years and/or 100,000 miles	7,949	Excellent	8	62.50%	37.5%	Adequate	BELOW	3	5	4	4	Good
256	NKCAA	2009	13	Ford	1FTSS34LO9DA76817	14	0	VN	4 Years and/or 100,000 miles	167,123.00	poor	8	162.50%	-62.5%	Poor	MET OR EXCEEDED	1	5	3	3	Adequate
17212	PATS	2017	5	FORD	1FM5K8B87HGD24935	5	0	SV	4 years and/or 100,000 miles	58,246	Good	8	62.50%	37.5%	Adequate	BELOW	3	2	2.5	3	Adequate
234	SVTS	2003	19	Dodge	2B6LB1Z61K555142	15	0	VN	4 Years and/or 100,000 Miles	90,522	Poor	8	237.50%	-137.5%	Poor	MET OR EXCEEDED	1	4	2.5	3	Adequate
63	HCCAA	2020	2	Dodge	1C4RDJAG0LC321469	7	0	SV	4 Years and/or 100,000 Miles	2,412	EXCELLENT	8	25.00%	75.0%	Excellent	BELOW	5	4	4.5	5	Excellent
51	HCCAA	2018	4	Ford	1FM5K8B8XJGC29260	6	0	SV	4 Years and/or 100,000 Miles	4,560	GOOD	8	50.00%	50.0%	Good	BELOW	4	5	4.5	5	Excellent
4	HCCAA	2008	14	Ford	1FMCU59H88KE09124	4	0	SV	4 Years and/or 100,000 Miles	48,392	GOOD	8	175.00%	-75.0%	Poor	MET OR EXCEEDED	1	5	3	3	Adequate
110	FKFT	2017	5	Ford	1FM5K8B8XHGE25550	6	0	SV	4 Years and/or 100,000 miles	10,478	EXCELLENT	8	62.50%	37.5%	Adequate	BELOW	3	5	4	4	Good
111	FKFT	2017	5	Ford	1FM5K8B81HGE25551	6	0	SV	4 Years and/or 100,000 miles	17,752	EXCELLENT	8	62.50%	37.5%	Adequate	BELOW	3	5	4	4	Good
39A	FKFT	2019	3	Ford	1C6RR7KT8KS634894	6	0	AO	4 Years and/or 100,000 Miles	22,714	EXCELLENT	8	37.50%	62.5%	Good	BELOW	4	5	4.5	5	Excellent
134	LVCAP	2021	0	Dodge	1C4RDJAG8MC544795	7	0	SV	4 Years and/or 100,000 Miles	4838	Excellent	8	0.00%	100.0%	Excellent	BELOW	5	5	5	5	Excellent
2	CCMH	2008	14	Chrysler	ZA8HR44H58R707685	6	0	MV	4 Years and/or 100,000 Miles	158,376	Poor	8	175.00%	-75.0%	Poor	MET OR EXCEEDED	1	2	1.5	2	Marginal

SFY 22 - Non Revenue STATS:	
Overall Condition Rating:	3.3
Rounded Overall Condition:	3
Total Agencies who have Non Revenue Vehicles	12
Total Non Revenue Vehicles	35
# of Vehicles Below ULB	20
# of Vehicles Met or Exceeded ULB	14
% Below ULB	57.14%
% Met or Exceeded ULB	40.00%
# of Vehicles that Met or Exceeded Condition Rating of Adequate	27
# of Vehicles w/ Condition Rating of Marginal or Poor	7
% Met or Exceeded Condition Rating of Adequate	77.14%
% w/ Condition Rating of Marginal or Poor	20.00%

APPENDIX A:
ASSET INVENTORY AND CONDITION DATA

UNIT #	Names of Agency	YR	AGE	MAKE	VIN NUMBER	Maximum Passenger Capacity Including Wheel Chair Positions (NOT Including Driver)	Maximum Wheel Chair Capacity	Vehicle TYPE (AO-Automobile; BU-Bus; CU-Cutaway; MV-Minivan; SV-Sports Utility; VN-Van; OT-Other)	USEFUL LIFE (See Current FTA - Office of Transportation Delivery State Management Plan)	CURRENT MILEAGE	CONDITION (Excellent, Good, Fair, Poor)	TAM ULB BENCHMARK	% ULB Life Used	%ULB Remaining	TAM Rating Description	TAM ULB STATUS	TAM ULB AGE Rating	Condition Rating Based Upon Mileage Useful Life	Overall Condition Rating Per Vehicle and Type	Overall Condition Rating Rounded	Overall Condition Rating Description
13	AACS/GRITS	2017	5	Ford	1FBZX2CM6HKA87386	12	0	VN	4 years and/or 100,000 miles	7,949	Excellent	8	62.50%	37.50%	Adequate	BELOW	3	5	4	4	Good
224	AACS/GRITS	2016	6	Ford	1FBZX2CM0GKA08440	7	1	VN	4 years and/or 100,000 miles	113,442	Good	8	75.00%	25.0%	Adequate	BELOW	3	3	3	3	Adequate
228	AACS/GRITS	2016	6	Ford	1FBZX2CM7GKB28610	7	1	VN	4 years and/or 100,000 miles	136,697	Good	8	75.00%	25.000%	Adequate	BELOW	3	3	3	3	Adequate
232	AACS/GRITS	2017	5	Ford	1FBZX2CM3HKA62381	7	1	VN	4 years and/or 100,000 miles	104,862	Good	8	62.50%	37.50%	Adequate	BELOW	3	3	3	3	Adequate
233	AACS/GRITS	2017	5	Ford	1FBZX2CM7HKA62383	7	1	VN	4 years and/or 100,000 miles	72,484	Good	8	62.50%	37.5%	Adequate	BELOW	3	4	3.5	4	Good
234	AACS/GRITS	2017	5	Ford	1FBZX2CM9HKA62384	7	1	VN	4 years and/or 100,000 miles	115,638	Good	8	62.50%	37.5%	Adequate	BELOW	3	3	3	3	Adequate
235	AACS/GRITS	2017	5	Ford	1FBZX2CM0HKA62385	7	1	VN	4 years and/or 100,000 miles	94,294	Good	8	62.50%	37.5%	Adequate	BELOW	3	4	3.5	4	Good
236	AACS/GRITS	2017	5	Ford	1FBVU4XG9HKB46485	13	1	VN	4 years and/or 100,000 miles	28,366	Excellent	8	62.50%	37.500%	Adequate	BELOW	3	5	4	4	Good
237	AACS/GRITS	2017	5	Ford	1FBZX2CM2HKA62386	7	1	VN	4 years and/or 100,000 miles	72,851	Good	8	62.50%	38%	Adequate	BELOW	3	4	3.5	4	Good
243	AACS/GRITS	2018	4	Ford	1FBZX2CM2JKB08420	6	1	VN	4 years and/or 100,000 miles	47,508	Good	8	50.00%	50.00%	Good	BELOW	4	5	4.5	5	Excellent
244	AACS/GRITS	2019	3	Ford	1FBZX2CM2KKA63318	6	1	VN	4 years and/or 100,000 miles	60,914	Excellent	8	37.50%	62.500%	Good	BELOW	4	4	4	4	Good
245	AACS/GRITS	2019	3	Ford	1FDZX2CM5KKA63319	6	1	VN	4 years and/or 100,000 miles	55,866	Excellent	8	37.50%	62.5%	Good	BELOW	4	4	4	4	Good
246	AACS/GRITS	2019	3	Ford	1FDZX2CM5KKA63308	6	1	VN	4 years and/or 100,000 miles	56,175	Excellent	8	37.50%	62.5%	Good	BELOW	4	4	4	4	Good
247	AACS/GRITS	2019	3	Ford	1FBZX2CM8KKA63310	6	1	VN	4 years and/or 100,000 miles	106,392	Excellent	8	37.50%	62.500%	Good	BELOW	4	3	3.5	4	Good
248	AACS/GRITS	2019	3	Ford	1FBZX2CMXKKA63311	6	1	VN	4 years and/or 100,000 miles	40,366	Excellent	8	37.50%	62.500%	Good	BELOW	4	5	4.5	5	Excellent
249	AACS/GRITS	2019	3	Ford	1FBZX2CM3KKA63313	6	1	VN	4 years and/or 100,000 miles	83,321	Excellent	8	37.50%	62.500%	Good	BELOW	4	4	4	4	Good
250	AACS/GRITS	2019	3	Ford	1FBZX2CM7KKA63315	6	1	VN	7 years and/or 200,000 miles	73957	Excellent	8	37.50%	62.500%	Good	BELOW	4	5	4.5	5	Excellent
251	AACS/GRITS	2019	3	Ford	1FBZX2CM9KKA63316	6	1	VN	4 years and/or 100,000 miles	110227	Excellent	8	37.50%	62.50%	Good	BELOW	4	3	3.5	4	Good
252	AACS/GRITS	2019	3	Ford	1FBZX2CM9KKA63317	6	1	VN	4 years and/or 100,000 miles	100140	Excellent	8	37.50%	62.5%	Good	BELOW	4	3	3.5	4	Good
253	AACS/GRITS	2019	3	Ford	1FDZX2CM1KKA63320	6	1	VN	4 years and/or 100,000 miles	45837	Excellent	8	37.50%	62.50%	Good	BELOW	4	5	4.5	5	Excellent
254	AACS/GRITS	2019	3	Ford	1FBZX2CM1KKA63309	6	1	VN	4 years and/or 100,000 miles	98023	Excellent	8	37.50%	62.50%	Good	BELOW	4	4	4	4	Good
255	AACS/GRITS	2019	3	Ford	1FBZX2CM1KKA63312	6	1	VN	4 years and/or 100,000 miles	85362	Excellent	8	37.50%	62.50%	Good	BELOW	4	4	4	4	Good
256	AACS/GRITS	2019	3	Ford	1FBZX2CM5KKA63314	6	1	VN	4 years and/or 100,000 miles	80265	Excellent	8	37.50%	62.500%	Good	BELOW	4	4	4	4	Good
268	AACS/GRITS	2019	3	Ford	1FDZX2CMXKKB61133	6	1	VN	4 years and/or 100,000 miles	19766	Excellent	8	37.50%	62.500%	Good	BELOW	4	5	4.5	5	Excellent
269	AACS/GRITS	2018	4	Ford	1FDZX2CMXJB08432	6	1	VN	4 years and/or 100,000 miles	59103	Excellent	8	50.00%	50.00%	Good	BELOW	4	4	4	4	Good
270	AACS/GRITS	2018	4	Ford	1FDZX2CM5JKB08435	6	1	VN	4 years and/or 100,000 miles	37592	Excellent	8	50.00%	50.00%	Good	BELOW	4	5	4.5	5	Excellent
271	AACS/GRITS	2019	3	Ford	1FDZX2CM4KKB61127	6	1	VN	4 years and/or 100,000 miles	39534	Excellent	8	37.50%	62.500%	Good	BELOW	4	5	4.5	5	Excellent
272	AACS/GRITS	2019	3	Ford	1FDZX2CM9KKB61141	6	1	VN	4 years and/or 100,000 miles	20513	Excellent	8	37.50%	62.500%	Good	BELOW	4	5	4.5	5	Excellent
273	AACS/GRITS	2018	4	Ford	1FDZX2CM1JKB08433	6	1	VN	4 years and/or 100,000 miles	29173	Excellent	8	50.00%	50.00%	Good	BELOW	4	5	4.5	5	Excellent
274	AACS/GRITS	2019	3	Ford	1FDZX2CM0KKB61139	6	1	VN	4 years and/or 100,000 miles	10427	Excellent	8	37.50%	62.50%	Good	BELOW	4	5	4.5	5	Excellent
275	AACS/GRITS	2019	3	Ford	1FDZX2CM1KKB61120	6	1	VN	4 years and/or 100,000 miles	17045	Excellent	8	37.50%	62.500%	Good	BELOW	4	5	4.5	5	Excellent
276	AACS/GRITS	2019	3	Ford	1FDZX2CM6KKB61131	6	1	VN	4 years and/or 100,000 miles	15799	Excellent	8	37.50%	62.50%	Good	BELOW	4	5	4.5	5	Excellent
277	AACS/GRITS	2019	3	Ford	1FDZX2CMXKKB61116	6	1	VN	4 years and/or 100,000 miles	57618	Excellent	8	37.50%	62.50%	Good	BELOW	4	4	4	4	Good
278	AACS/GRITS	2019	3	Ford	1FDZX2CM2KKB61126	6	1	VN	4 years and/or 100,000 miles	14991	Excellent	8	37.50%	62.50%	Good	BELOW	4	5	4.5	5	Excellent
279	AACS/GRITS	2019	3	Ford	1FDZX2CM4KKB61130	6	1	VN	4 years and/or 100,000 miles	26807	Excellent	8	37.50%	63%	Good	BELOW	4	5	4.5	5	Excellent
280	AACS/GRITS	2019	3	Ford	1FDZX2CM4KKB61115	6	1	VN	4 years and/or 100,000 miles	23348	Excellent	8	37.50%	63%	Good	BELOW	4	5	4.5	5	Excellent
180	BGCAP	2017	5	Ford Transit Van	1FBZX2CM5HKA62382	8	1	VN	4 Years and/or 100,000 Miles	56,580	Good	8	62.50%	38%	Adequate	BELOW	3	4	3.5	4	Good
181	BGCAP	2017	5	Ford Transit Van	1FBZX2CM6HKA62391	8	1	VN	4 Years and/or 100,000 Miles	139,823	Good	8	62.50%	37.500%	Adequate	BELOW	3	3	3	3	Adequate
182	BGCAP	2017	5	Ford Transit Van	1FBZX2CM7HKA62397	8	5	VN	4 Years and/or 100,000 Miles	107,049	Good	8	62.50%	38%	Adequate	BELOW	3	3	3	3	Adequate
2180	BGCAP	2018	4	Ford Transit Van	1FBZX2CM4JBK08421	8	1	VN	4 Years and/or 100,000 Miles	17,132	Excellent	8	50.00%	50%	Good	BELOW	4	5	4.5	5	Excellent
2181	BGCAP	2018	4	Ford Transit Van	1FBZX2CM4JBK08418	8	1	VN	4 Years and/or 100,000 Miles	99,813	Good	8	50.00%	50.00%	Good	BELOW	4	4	4	4	Good
2182	BGCAP	2018	4	Ford Transit Van	1FBZX2CM2JBK08417	8	1	VN	4 Years and/or 100,000 Miles	54,940	Excellent	8	50.00%	50.00%	Good	BELOW	4	4	4	4	Good
2183	BGCAP	2018	4	Ford Transit Van	1FBZX2CM7JKB08414	8	5	VN	4 Years and/or 100,000 Miles	65,323	Good	8	50.00%	50.0%	Good	BELOW	4	4	4	4	Good
2184	BGCAP	2018	4	Ford Transit Van	1FBZX2CM6JKB08419	8	5	VN	4 Years and/or 100,000 Miles	79,364	Excellent	8	50.00%	50.0%	Good	BELOW	4	4	4	4	Good
2185	BGCAP	2018	4	Ford Transit Van	1FBZX2CM6JBK08422	8	5	VN	4 Years and/or 100,000 Miles	71,296	Excellent	8	50.00%	50.000%	Good	BELOW	4	4	4	4	Good
2186	BGCAP	2019	3	Ford Transit Van	1FBZX2CM3JBK08412	8	5	VN	4 Years and/or 100,000 Miles	57,197	Excellent	8	37.50%	62.50%	Good	BELOW	4	4	4	4	Good
2187	BGCAP	2019	3	Ford Transit Van	1FDZX2CM2KKA40404	8	5	VN	4 Years and/or 100,000 Miles	92,652	Good	8	37.50%	62.50%	Good	BELOW	4	4	4	4	Good
2188	BGCAP	2019	3	Ford Transit Van	1FDZX2CM4KKA40405	8	5	VN	4 Years and/or 100,000 Miles	57,540	Excellent	8	37.50%	62.500%	Good	BELOW	4	4	4	4	Good
2189	BGCAP	2019	3	Ford Transit Van	1FDZX2CM7KKA40401	8	5	VN	4 Years and/or 100,000 Miles	32,736	Excellent	8	37.50%	62.500%	Good	BELOW	4	5	4.5	5	Excellent
2190	BGCAP	2019	3	Ford Transit Van	1FDZX2CM5KKA40400	8	5	VN	4 Years and/or 100,000 Miles	83,327	Excellent	8	37.50%	62.500%	Good	BELOW	4	4	4	4	Good
2191	BGCAP	2019	3	Ford Transit Van	1FDZX2CM9KKA40402	8	5	VN	4 Years and/or 100,000 Miles	51,716	Excellent	8	37.50%	62.500%	Good	BELOW	4	4	4	4	Good
2192	BGCAP	2019	3	Ford Transit Van	1FDZX2CM0KKA40403	8	5	VN	4 Years and/or 100,000 Miles	59,635	Excellent	8	37.50%	62.500%	Good	BELOW	4	4	4	4	Good
2193	BGCAP	2019	3	Ford Transit Van	1FBZX2CMXKKA63325	5	1	VN	4 Years and/or 100,000 Miles	1,536	Excellent	8	37.50%	62.500%	Good	BELOW	4	5	4.5	5	Excellent
2194	BGCAP	2019	3	Ford Transit Van	1FBZX2CM1KKA63326	5	1	VN	4 Years and/or 100,000 Miles	14,934	Excellent	8	37.50%	62.500%	Good	BELOW	4	5	4.5	5	Excellent
2195	BGCAP	2019	3	Ford Transit Van	1FBZX2CM3KKA63327	5	1	VN	4 Years and/or 100,000 Miles	59,477	Excellent	8	37.50%	62.500%	Good	BELOW	4	4	4	4	Good
CK-36	CKCAC	2016	6	Ford	1FBZX2CM2GKB48277	8	1	VN	4 Years and/or 100,000 Miles	177,736	Poor	8	75.00%	25.000%	Adequate	BELOW	3	2	2.5	3	Adequate
CK-37	CKCAC	2016	6	Ford	1FBZX2CM5GKB48273	8	1	VN	4 Years and/or 100,000 Miles	189,682	Poor	8	75.00%	25.000%	Adequate	BELOW	3	2	2.5	3	Adequate
CK-45	CKCAC	2017	5	Ford	1FBZX2CMXHKA41950	8	1	VN	4 Years and/or 100,000 Miles	145,196	Good	8	62.50%	37.500%	Adequate	BELOW	3	3	3	3	Adequate
CK-46	CKCAC	2017	5	Ford	1FBZX2CM6HKA41959	8	1	VN	4 Years and/or 100,000 Miles	152,179	Fair	8	62.50%	37.500%	Adequate	BELOW	3	2	2.5	3	Adequate
KD2761	DBCAA	2017	5	FORD	1FBZX2CM1HKA73394	12	0	VN	4 Years and/or 100,000 Miles	117,834	Excellent	8	62.50%	37.500%	Adequate	BELOW	3	3	3	3	Adequate
KD6865	DBCAA	2017	5	Ford	1FBZX2CB3HKA73395	8	1	VN	4 Years and/or 100,000 Miles	94,061	Good	8	62.50%	37.500%	Adequate	BELOW	3	4	3.5	4	Good
KD9325	DBCAA	2019	3	Ford	1FDZX2CM9KKB61124	8	1	VN	4 Years and/or 100,000 Miles	44,525	Excellent	8	37.50%	62.50%	Good	BELOW	4	5	4.5	5	Excellent
KE0581	DBCAA	2020	2	Ford	1FBAX2C80LKA45840	12	0	VN	4 Years and/or 100,000 Miles	23,943	Excellent	8	25.00%	75.0%	Excellent	BELOW	5	5	5	5	Excellent
KY2139	DBCAA	2021	1	Ford	1FBAX2C81MKA04652	12	0	VN	4 Years and/or 100,000 Miles	5,029	Excellent	8	12.50%	87.50%	Excellent	BELOW	5	5	5	5	Excellent
KY2140	DBCAA	2021	1	Ford	1FBAX2C87MKA04655	12	0	VN	4 Years and/or 100,000 Miles	13,140	Excellent	8	12.50%	87.5%	Excellent	BELOW	5	5	5	5	Excellent
KY3232	DBCAA	2021	1	Ford	1FBAX2C88MKA04650	12	0	VN	4 Years and/or 100,000 Miles	1,594	Excellent	8	12.50%	87.50%	Excellent	BELOW	5	5	5	5	Excellent
KY3233	DBCAA	2021	1	Ford	1FBAX2C81MKA04649	12	0	VN	4 Years and/or 100,000 Miles	845	Excellent	8	12.50%	87.50%	Excellent	BELOW	5	5	5	5	Excellent
KY3234	DBCAA	2021	1	Ford	1FBAX2C8XMKA04648	12	0	VN	4 Years and/or 100,000 Miles	883	Excellent	8	12.50%	87.50%	Excellent	BELOW	5	5	5	5	Excellent
KY3261	DBCAA	2021	1	Ford	1FBAX2C88MKA04647	12	0	VN	4 Years and/or 100,000 Miles	711	Excellent	8	12.50%	87.5%	Excellent	BELOW	5	5	5	5	Excellent
KY3262	DBCAA	2021	1	Ford	1FBAX2C86MKA04646	12	0	VN	4 Years and/or 100,000 Miles	697	Excellent	8	12.50%	87.50%	Excellent	BELOW	5	5	5	5	Excellent
KD2759	DBCAA	2017	5	FORD	1FBZX2CMXHKA73393	12	0	VN	4 Years and/or 100,000 Miles	86,127	Good	8	62.50%	37.50%	Adequate	BELOW	3	4	3.5	4	Good
KD9326	DBCAA	2019	3	Ford	1FDZX2CM7KKB61140	8	1	VN	4 Years and/or 100,000 Miles	44,183	Excellent	8	37.50%	62.50%	Good	BELOW	4	5	4.5	5	Excellent
KE0582	DBCAA	2020	2	Ford	1FBAX2C84LKA45839	12	0	VN	4 Years and/or 100,000 Miles	33,822	Excellent	8	25.00%	75.0%	Excellent	BELOW	5	5	5	5	Excellent
KY3230	DBCAA	2021	1	Ford	1FBAX2C8XMKA04651	12	0	VN	4 Years and/or 100,000 Miles	24,131	Excellent	8	12.50%	87.5%	Excellent	BELOW	5	5	5	5	Excellent
KY3231	DBCAA	2021	1	Ford	1FBAX2C85MKA04654	12	0	VN	4 Years and/or 100,000 Miles	19,503	Excellent	8	12.50%	87.500%	Excellent	BELOW	5	5	5	5	Excellent
KY2141	DBCAA	2021	1	Ford	1FBAX2C83MKA04653	12	0	VN	4 Years and/or 100,000 Miles	16,383	Excellent	8	12.50%	87.500%	Excellent	BELOW	5	5	5	5	Excellent

SFY 22 VN STATS:	
Overall Condition Rating:	3.8
Rounded Overall Condition:	4
Total Agencies who have Other Passenger Vehicles	20
Total Other Passenger Vehicles	292
# of Vehicles Below ULB	271
# of Vehicles Met or Exceeded ULB	21
% Below ULB	92.81%
% Met or Exceeded ULB	7.19%
# of Vehicles that Met or Exceeded Condition Rating of Adequate	271
# of Vehicles w/ Condition Rating of Marginal or Poor	21
% Met or Exceeded Condition Rating of Adequate	92.81%
% w/ Condition Rating of Marginal or Poor	7.19%

KD4231	DBCAA	2018	4	FORD	1FDZX2CM8JKB08428	12	0	VN	4 Years and/or 100,000 Miles	82,441	Excellent	8	50.00%	50.000%	Good	BELOW	4	4	4	4	Good
KD4785	DBCAA	2018	4	FORD	1FDZX2CM6JKB08427	12	0	VN	4 Years and/or 100,000 Miles	83,578	Excellent	8	50.00%	50.0%	Good	BELOW	4	4	4	4	Good
KD9327	DBCAA	2019	3	Ford	1FDZX2CM7KKB61123	8	1	VN	4 Years and/or 100,000 Miles	37,085	Excellent	8	37.50%	62.5%	Good	BELOW	4	5	4.5	5	Excellent
KD9328	DBCAA	2019	3	Ford	1FDZX2CM3KKB61121	8	1	VN	4 Years and/or 100,000 Miles	12,435	Excellent	8	37.50%	62.50%	Good	BELOW	4	5	4.5	5	Excellent
KD9329	DBCAA	2019	3	Ford	1FDZX2CM3KKB61135	8	1	VN	4 Years and/or 100,000 Miles	26,045	Excellent	8	37.50%	62.5%	Good	BELOW	4	5	4.5	5	Excellent
29	HCCAA	2016	6	Ford	1FBZX2CM0GKA69058	12	0	VN	4 Years and/or 100,000 Miles	81,281	GOOD	8	75.00%	25.000%	Adequate	BELOW	3	4	3.5	4	Good
44	HCCAA	2017	5	Ford	1FDZX2CM1HKA41942	12	0	VN	4 Years and/or 100,000 Miles	67,968	GOOD	8	62.50%	37.50%	Adequate	BELOW	3	4	3.5	4	Good
45	HCCAA	2017	5	Ford	1FDZX2CM5HKA41944	12	0	VN	4 Years and/or 100,000 Miles	74,730	GOOD	8	62.50%	37.50%	Adequate	BELOW	3	4	3.5	4	Good
46	HCCAA	2017	5	Ford	1FBZX2CM9HKA41955	12	0	VN	4 Years and/or 100,000 Miles	57,430	GOOD	8	62.50%	37.5%	Adequate	BELOW	3	4	3.5	4	Good
56	HCCAA	2019	3	FORD	1FDZX2CM0KKA40398	12	0	VN	4 Years and/or 100,000 Miles	43,711	EXCELLENT	8	37.50%	62.5%	Good	BELOW	4	5	4.5	5	Excellent
62	HCCAA	2019	3	Ford	1FDZX2CM2KKA40399	12	0	VN	4 Years and/or 100,000 Miles	46,826	EXCELLENT	8	37.50%	63%	Good	BELOW	4	5	4.5	5	Excellent
31	HCCAA	2016	6	Ford	1FBZX2CM9GKB28611	8	1	VN	4 Years and/or 100,000 Miles	147,138	GOOD	8	75.00%	25%	Adequate	BELOW	3	3	3	3	Adequate
32	HCCAA	2016	6	Ford	1FBZX2CM7GKB48274	8	1	VN	4 Years and/or 100,000 Miles	129,140	GOOD	8	75.00%	25%	Adequate	BELOW	3	3	3	3	Adequate
33	HCCAA	2016	6	Ford	1FBZX2CM9GKB48275	8	1	VN	4 Years and/or 100,000 Miles	115,174	GOOD	8	75.00%	25.00%	Adequate	BELOW	3	3	3	3	Adequate
34	HCCAA	2017	5	Ford	1FDZX2CMXHKA41941	12	0	VN	4 Years and/or 100,000 Miles	81,125	GOOD	8	62.50%	37.50%	Adequate	BELOW	3	4	3.5	4	Good
35	HCCAA	2017	5	Ford	1FBZX2CM4HKA41961	8	1	VN	4 Years and/or 100,000 Miles	121,652	GOOD	8	62.50%	37.50%	Adequate	BELOW	3	3	3	3	Adequate
38	HCCAA	2017	5	Ford	1FBZX2CM3HKA62378	8	1	VN	4 Years and/or 100,000 Miles	140,654	GOOD	8	62.50%	37.50%	Adequate	BELOW	3	3	3	3	Adequate
39	HCCAA	2017	5	Ford	1FBZX2CM5HKA62379	8	1	VN	4 Years and/or 100,000 Miles	122,288	GOOD	8	62.50%	37.5%	Adequate	BELOW	3	3	3	3	Adequate
42	HCCAA	2017	5	Ford	1FDZX2CMXHKB35429	12	0	VN	4 Years and/or 100,000 Miles	77,941	GOOD	8	62.50%	37.50%	Adequate	BELOW	3	4	3.5	4	Good
43	HCCAA	2017	5	Ford	1FDZX2CM6HKB35430	12	0	VN	4 Years and/or 100,000 Miles	89,321	GOOD	8	62.50%	37.50%	Adequate	BELOW	3	4	3.5	4	Good
47	HCCAA	2017	5	Ford	1FBZX2CM1HKA62380	8	1	VN	4 Years and/or 100,000 Miles	127,399	GOOD	8	62.50%	37.50%	Adequate	BELOW	3	3	3	3	Adequate
904	KRFDC	2009	13	Ford	1FTSS34L69DA80015	12	0	VN	4 Years and/or 100,000 Miles	50,159	Good	8	162.50%	-62.50%	Poor	MET OR EXCEEDED	1	4	2.5	3	Adequate
905	KRFDC	2009	13	Ford	1FTSS34L89DA80016	12	0	VN	4 Years and/or 100,000 Miles	54,589	Good	8	162.50%	-62.50%	Poor	MET OR EXCEEDED	1	4	2.5	3	Adequate
906	KRFDC	2009	13	Ford	1FTSS34LX9DA80017	12	0	VN	4 Years and/or 100,000 Miles	60,363	Good	8	162.50%	-62.500%	Poor	MET OR EXCEEDED	1	4	2.5	3	Adequate
1603	KRFDC	2016	6	Ford	1FBZX2CM4GKA45779	10	1	VN	4 Years and/or 100,000 Miles	152,717	Excellent	8	75.00%	25.000%	Adequate	BELOW	3	2	2.5	3	Adequate
1604	KRFDC	2016	6	Ford	1FBZX2CM0GKA45780	10	1	VN	4 Years and/or 100,000 Miles	115,012	Excellent	8	75.00%	25.000%	Adequate	BELOW	3	3	3	3	Adequate
1702	KRFDC	2017	5	Ford	1FDZX2CM0HKA41947	12	0	VN	4 Years and/or 100,000 Miles	6,290	Excellent	8	62.50%	38%	Adequate	BELOW	3	5	4	4	Good
1703	KRFDC	2017	5	Ford	1FBZX2CM0HKA41956	10	1	VN	4 Years and/or 100,000 Miles	91,374	Excellent	8	62.50%	38%	Adequate	BELOW	3	4	3.5	4	Good
1904	KRFDC	2019	3	Braun	2C7WDGBG7KR607249	6	1	VN	4 Years and/or 100,000 Miles	23,736	Excellent	8	37.50%	63%	Good	BELOW	4	5	4.5	5	Excellent
1905	KRFDC	2019	3	Ford	1FBZX2CM1KKA99047	10	1	VN	4 Years and/or 100,000 Miles	46,201	Excellent	8	37.50%	63%	Good	BELOW	4	5	4.5	5	Excellent
1906	KRFDC	2019	3	Ford	1FBZX2CM3KKA99048	10	1	VN	4 Years and/or 100,000 Miles	61,655	Excellent	8	37.50%	62.50%	Good	BELOW	4	4	4	4	Good
2201	KRFDC	2022	0	Ford	1FBAX2C89MKA74612	12	0	VN	4 Years and/or 100,000 Miles	3,802	Excellent	8	0.00%	100.00%	Excellent	BELOW	5	5	5	5	Excellent
299	LKLP	2016	6	Ford	1FBZX2CM3GKA18475	8	1	VN	4 Years and/or 100,000 Miles	215,938	NO	8	75.00%	25.000%	Adequate	BELOW	3	1	2	2	Marginal
300	LKLP	2016	6	Ford	1FBZX2CM5GKA18476	8	1	VN	4 Years and/or 100,000 Miles	220,305	NO	8	75.00%	25.000%	Adequate	BELOW	3	1	2	2	Marginal
305	LKLP	2016	6	Ford	1FBZX2CM9GKA37869	12	0	VN	4 Years and/or 100,000 Miles	208,963	NO	8	75.00%	25.000%	Adequate	BELOW	3	1	2	2	Marginal
353	LKLP	2016	6	Ford	1FBZX2CM2GKB32757	8	1	VN	4 Years and/or 100,000 Miles	222,933	NO	8	75.00%	25.00%	Adequate	BELOW	3	1	2	2	Marginal
356	LKLP	2016	6	Ford	1FBZX2CM4GKB45235	8	1	VN	4 Years and/or 100,000 Miles	157,945	NO	8	75.00%	25.00%	Adequate	BELOW	3	2	2.5	3	Adequate
357	LKLP	2016	6	Ford	1FBZX2CM8GKB45237	8	1	VN	4 Years and/or 100,000 Miles	180,045	NO	8	75.00%	25.000%	Adequate	BELOW	3	2	2.5	3	Adequate
358	LKLP	2016	6	Ford	1FBZX2CM6GKB45236	8	1	VN	4 Years and/or 100,000 Miles	189,983	NO	8	75.00%	25.000%	Adequate	BELOW	3	2	2.5	3	Adequate
359	LKLP	2016	6	Ford	1FBZX2CM2GKB45234	8	1	VN	4 Years and/or 100,000 Miles	194,330	YES	8	75.00%	25.000%	Adequate	BELOW	3	2	2.5	3	Adequate
376	LKLP	2019	0	Ford	1FDZX2CM3KKB61118	8	1	VN	4 Years and/or 100,000 Miles	56,510	NO	8	0.00%	100.000%	Excellent	BELOW	5	4	4.5	5	Excellent
383	LKLP	2019	0	Dodge	2C7WDGBG8KR798759	5	1	VN	4 Years and/or 100,000 Miles	41,831	NO	8	0.00%	100.000%	Excellent	BELOW	5	5	5	5	Excellent
384	LKLP	2019	0	Dodge	2C7WDGBG9KR799354	5	1	VN	4 Years and/or 100,000 Miles	49,034	NO	8	0.00%	100.000%	Excellent	BELOW	5	5	5	5	Excellent
385	LKLP	2019	0	Dodge	2C7WDGBG0KR798772	5	1	VN	4 Years and/or 100,000 Miles	30,941	NO	8	0.00%	100.00%	Excellent	BELOW	5	5	5	5	Excellent
386	LKLP	2019	0	Dodge	2C7WDGBG4KR808235	5	1	VN	4 Years and/or 100,000 Miles	70,901	NO	8	0.00%	100.00%	Excellent	BELOW	5	4	4.5	5	Excellent
387	LKLP	2019	0	Dodge	2C7WDGBG3KR800854	5	1	VN	4 Years and/or 100,000 Miles	61,221	NO	8	0.00%	100.00%	Excellent	BELOW	5	4	4.5	5	Excellent
388	LKLP	2019	0	Dodge	2C7WDGBG0KR800956	5	1	VN	4 Years and/or 100,000 Miles	62,264	NO	8	0.00%	100.0%	Excellent	BELOW	5	4	4.5	5	Excellent
389	LKLP	2019	0	Dodge	2C7WDGBG4KR802984	5	1	VN	4 Years and/or 100,000 Miles	34,486	NO	8	0.00%	100.0%	Excellent	BELOW	5	5	5	5	Excellent
390	LKLP	2019	0	Dodge	2C7WDGBG8KR800865	5	1	VN	4 Years and/or 100,000 Miles	54,053	NO	8	0.00%	100.0%	Excellent	BELOW	5	4	4.5	5	Excellent
391	LKLP	2019	0	Dodge	2C7WDGBGXKR800866	5	1	VN	4 Years and/or 100,000 Miles	58,849	NO	8	0.00%	100.0%	Excellent	BELOW	5	4	4.5	5	Excellent
392	LKLP	2019	0	Dodge	2C7WDGBG2KR808198	5	1	VN	4 Years and/or 100,000 Miles	59,691	NO	8	0.00%	100.0%	Excellent	BELOW	5	4	4.5	5	Excellent
393	LKLP	2019	0	Ford	1FDZX2CM2KKB67041	8	1	VN	4 Years and/or 100,000 Miles	66,543	NO	8	0.00%	100.0%	Excellent	BELOW	5	4	4.5	5	Excellent
394	LKLP	2019	0	Ford	1FDZX2CM4KKB67042	8	1	VN	4 Years and/or 100,000 Miles	38,240	NO	8	0.00%	100.0%	Excellent	BELOW	5	5	5	5	Excellent
395	LKLP	2021	0	Ford	1FDEE3FN6MDC38067	12	2	VN	4 Years and/or 100,000 Miles	19,115	NO	8	0.00%	100.0%	Excellent	BELOW	5	5	5	5	Excellent
396	LKLP	2021	0	Ford	1FDEE3FN2MDC38065	12	2	VN	4 Years and/or 100,000 Miles	34,796	NO	8	0.00%	100.0%	Excellent	BELOW	5	5	5	5	Excellent
397	LKLP	2019	0	Dodge	2C7WDGBG4KR800877	5	1	VN	4 Years and/or 100,000 Miles	30,394	NO	8	0.00%	100%	Excellent	BELOW	5	5	5	5	Excellent
398	LKLP	2019	0	Dodge	2C7WDGBG9KR802964	5	1	VN	4 Years and/or 100,000 Miles	56,562	NO	8	0.00%	100.00%	Excellent	BELOW	5	4	4.5	5	Excellent
399	LKLP	2021	0	Ford	1FDEE3FN4MDC38066	12	2	VN	4 Years and/or 100,000 Miles	37,053	NO	8	0.00%	100.00%	Excellent	BELOW	5	5	5	5	Excellent
400	LKLP	2021	0	Ford	1FDEE3FN0MDC38064	12	2	VN	4 Years and/or 100,000 Miles	49,251	NO	8	0.00%	100.00%	Excellent	BELOW	5	5	5	5	Excellent
401	LKLP	2019	0	Ford	1FDZX2CM6KKB67043	8	1	VN	4 Years and/or 100,000 Miles	52,860	NO	8	0.00%	100.00%	Excellent	BELOW	5	4	4.5	5	Excellent
402	LKLP	2019	0	Ford	1FDZX2CM8KKB67044	8	1	VN	4 Years and/or 100,000 Miles	50,526	NO	8	0.00%	100.00%	Excellent	BELOW	5	4	4.5	5	Excellent
140	LVCAP	2004	18	Ford	1FTSS34L04HB52411	12	0	VN	4 Years and/or 100,000 Miles	126,998	Poor	8	225.00%	-125.0%	Poor	MET OR EXCEEDED	1	3	2	2	Marginal
10	LVCAP	2005	17	Ford	1FTSS34L85HB01577	12	0	VN	4 Years and/or 100,000 Miles	86,186	Poor	8	212.50%	-112.5%	Poor	MET OR EXCEEDED	1	4	2.5	3	Adequate
15	LVCAP	2013	9	Ford	1FTSS3EL2DDA47634	12	0	VN	4 Years and/or 100,000 Miles	50,688	Poor	8	112.50%	-12.5%	Poor	MET OR EXCEEDED	1	4	2.5	3	Adequate
66	LVCAP	2017	5	HONDA	5FNRL5H23HB017096	7	0	VN	4 Years and/or 100,000 Miles	71,532	Good	8	62.50%	37.5%	Adequate	BELOW	3	4	3.5	4	Good
75	LVCAP	2017	5	HONDA	5FNRL5H29HB017488	7	0	VN	4 Years and/or 100,000 Miles	88,067	Good	8	62.50%	37.5%	Adequate	BELOW	3	4	3.5	4	Good
76	LVCAP	2017	5	HONDA	5FNRL5H25HB017097	7	0	VN	4 Years and/or 100,000 Miles	124,639	Good	8	62.50%	37.5%	Adequate	BELOW	3	3	3	3	Adequate
99	LVCAP	2017	5	Dodge	2C7WDGBG9HR767481	5	1	VN	4 Years and/or 100,000 Miles	75,152	Good	8	62.50%	37.50%	Adequate	BELOW	3	4	3.5	4	Good
100	LVCAP	2017	5	Dodge	2C7WDGBG2HR767483	5	1	VN	4 Years and/or 100,000 Miles	108,968	Good	8	62.50%	37.50%	Adequate	BELOW	3	3	3	3	Adequate
103	LVCAP	2017	5	Dodge	2C7WDGBG4HR767484	5	1	VN	4 Years and/or 100,000 Miles	80,491	Good	8	62.50%	37.50%	Adequate	BELOW	3	4	3.5	4	Good
104	LVCAP	2017	5	Dodge	2C7WDGBG1HR767488	5	1	VN	4 Years and/or 100,000 Miles	70,384	Good	8	62.50%	37.50%	Adequate	BELOW	3	4	3.5	4	Good
105	LVCAP	2017	5	Dodge	2C7WDGBG1HR767491	5	1	VN	4 Years and/or 100,000 Miles	80,156	Good	8	62.50%	37.5%	Adequate	BELOW	3	4	3.5	4	Good
106	LVCAP	2017	5	Dodge	2C7WDGBG2HR767497	5	1	VN	4 Years and/or 100,000 Miles	74,958	Good	8	62.50%	37.5%	Adequate	BELOW	3	4	3.5	4	Good
108	LVCAP	2017	5	Dodge	2C7WDGBG4HR767498	5	1	VN	4 Years and/or 100,000 Miles	94,018	Good	8	62.50%	37.50%	Adequate	BELOW	3	4	3.5	4	Good
117	LVCAP	2017	5	Ford	1FDZX2CM1HKA41939	12	0	VN	4 Years and/or 100,000 Miles	89,820	Good	8	62.50%	37.50%	Adequate	BELOW	3	4	3.5	4	Good
118	LVCAP	2017	5	Ford	1FDZX2CM9HKA41946	12	0	VN	4 Years and/or 100,000 Miles	13,643	Excellent	8	62.50%	37.5%	Adequate	BELOW	3	5	4	4	Good
150	LVCAP	2018	4	Dodge	2C7WDGBG0JR363099	5	1	VN	4 Years and/or 100,000 Miles	77,477	Good	8	50.00%	50.0%	Good	BELOW	4	4	4	4	Good
151	LVCAP	2018	4	Dodge	2C7WDGBG0JR362938	5	1	VN	4 Years and/or 100,000 Miles	62,077	Good	8	50.00%	50.00%	Good	BELOW	4	4	4	4	Good
152	LVCAP	2019	3	Chevy	1G1BC5SM1K7113536	5	0	VN	4 Years and/or 100,000 Miles	32,927	Good	8	37.50%	62.500%	Good	BELOW	4	5	4.5	5	Excellent
153	LVCAP	2019	3	Chevy	1G1BC5SM4K7118343	5	0	VN	4 Years and/or 100,000 Miles	61,923	Good	8	37.50%	62.5%	Good	BELOW	4	4	4	4	Good
154	LVCAP	2019	3	Chevy	1G1BC5SM5K7115287	5	0	VN	4 Years and/or 100,000 Miles	44,800	Good	8	37.50%	62.5%	Good	BELOW	4	5	4.5	5	Excellent
155	LVCAP	2019	3	Chevy	1G1BC5SM9K7113526	5	0	VN	4 Years and/or 100,000 Miles	66,784	Good	8	37.50%	62.5%	Good	BELOW	4	4	4	4	Good
107	LVCAP	2019	1	Dodge	2C7WDGBGXKR664819	5	1	VN	4 Years and/or 100,000 Miles	78218	Good	8	12.50%	87.5%	Excellent	BELOW	5	4	4.5	5	Excellent
121	LVCAP	2019	0	Dodge	2C7WDGBG8KR801921	5	1	VN	4 Years and/or 100,000 Miles	16956	Excellent	8	0.00%	100.0%	Excellent	BELOW	5	5	5	5	Excellent
9	LVCAP	2019	0	Ford	1FDZX2CM8KKB61132	8	1	VN	4 Years and/or 100,000 Miles	6663	Excellent	8	0.00%	100.0%	Excellent	BELOW	5	5	5	5	Excellent

11	LVCAP	2019	0	Ford	1FDZX2CM8KKB61132	8	1	VN	4 Years and/or 100,000 Miles	18647	Excellent	8	0.00%	100.00%	Excellent	BELOW	5	5	5	5	Excellent
49	Murray Calloway Transit Authority	2021	1	FORD	1FBAX2C86MKB01524	12	0	VN	4 Years and/or 100,000 Miles	2,729	Excellent	8	12.50%	87.5%	Excellent	BELOW	5	5	5	5	Excellent
114	Murray Calloway Transit Authority	2017	5	FORD	1FBZX2CM7HKA73416	8	1	VN	4 Years and/or 100,000 Miles	120,636	Good	8	62.50%	37.500%	Adequate	BELOW	3	3	3	3	Adequate
115	Murray Calloway Transit Authority	2017	5	FORD	1FBZX2CM9HKA73417	8	1	VN	4 Years and/or 100,000 Miles	88,437	Good	8	62.50%	37.500%	Adequate	BELOW	3	4	3.5	4	Good
116	Transit Authority	2018	4	FORD	1FBZX2CM7JKB15329	8	1	VN	4 Years and/or 100,000 Miles	117,970	Excellent	8	50.00%	50.00%	Good	BELOW	4	3	3.5	4	Good
117	Transit Authority	2018	4	FORD	1FBZX2CM5JKB15331	8	1	VN	4 Years and/or 100,000 Miles	68,207	Excellent	8	50.00%	50.000%	Good	BELOW	4	4	4	4	Good
8416	MKCAP	2018	4	Ford	1FBZXC2MOJKB08416	12	0	VN	4 Years and/or 100,000 Miles	85,096	GOOD	8	50.00%	50.00%	Good	BELOW	4	4	4	4	Good
8425	MKCAP	2018	4	Ford	1FBZX2CM2JKB08425	12	0	VN	4 Years and/or 100,000 Miles	89,557	GOOD	8	50.00%	50.000%	Good	BELOW	4	4	4	4	Good
8426	MKCAP	2018	4	Ford	1FDZX2CM4JKB08426	8	1	VN	4 Years and/or 100,000 Miles	82,738	GOOD	8	50.00%	50.0%	Good	BELOW	4	4	4	4	Good
504	MTS	2013	9	Dodge	2C4RDGBG2DR617524	5	1	VN	4 Years and/or 100,000 Miles	113,723	Good	8	112.50%	-12.5%	Poor	MET OR EXCEEDED	1	3	2	2	Marginal
505	MTS	2014	8	Dodge	2C7WDGBG2ER162293	5	1	VN	4 Years and/or 100,000 Miles	172,577	Good	8	100.00%	0.0%	Marginal	MET OR EXCEEDED	2	2	2	2	Marginal
506	MTS	2019	3	Startrans	1FDEE3FS3KDC30575	14	2	VN	4 Years and/or 100,000 Miles	33,217	Excellent	8	37.50%	62.5%	Good	BELOW	4	5	4.5	5	Excellent
256	NKCAA	2009	13	Ford	1FTSS34L09DA76817	14	0	VN	4 Years and/or 100,000 miles	167,123.00	poor	8	162.50%	-62.5%	Poor	MET OR EXCEEDED	1	2	1.5	2	Marginal
107	NKCAA	2016	6	Ford	1FBZX2CM8GKB25943	11	0	VN	4 Years and/or 100,000 miles	103,712.00	excellent	8	75.000%	25.000%	Adequate	BELOW	3	3	3	3	Adequate
108	NKCAA	2016	6	Ford	1FBZX2CM7GKB29188	11	0	VN	4 Years and/or 100,000 miles	89,960.00	excellent	8	75.000%	25.000%	Adequate	BELOW	3	4	3.5	4	Good
112	NKCAA	2017	5	Ford	1FDZX2CM3HKA41943	11	0	VN	4 Years and/or 100,000 miles	86,854.00	excellent	8	62.50%	37.5%	Adequate	BELOW	3	4	3.5	4	Good
114	NKCAA	2017	5	Ford	1FDZX2CM6HKA41936	11	0	VN	4 Years and/or 100,000 miles	59,535.00	excellent	8	62.50%	37.50%	Adequate	BELOW	3	4	3.5	4	Good
115	NKCAA	2018	4	Dodge	2C7WDGBG8JR362850	5	1	VN	4 Years and/or 100,000 miles	86,185.00	excellent	8	50.00%	50.00%	Good	BELOW	4	4	4	4	Good
116	NKCAA	2019	3	Dodge	2C7WDGBG0KR555575	5	1	VN	4 Years and/or 100,000 miles	97,733.00	excellent	8	37.50%	62.50%	Good	BELOW	4	4	4	4	Good
117	NKCAA	2018	4	Ford	1FDZX2CMJKB08429	11	0	VN	4 Years and/or 100,000 miles	26,346.00	excellent	8	50.00%	50.00%	Good	BELOW	4	5	4.5	5	Excellent
119	NKCAA	2019	1	Ford	1FDZX2CMXKKA80679	12	0	VN	4 Years and/or 100,000 miles	30,857.00	excellent	8	12.50%	87.50%	Excellent	BELOW	5	5	5	5	Excellent
120	NKCAA	2019	1	Ford	1FDZX2CM6KKA80680	12	0	VN	4 Years and/or 100,000 miles	33,652.00	excellent	8	12.50%	87.50%	Excellent	BELOW	5	5	5	5	Excellent
121	NKCAA	2019	1	Dodge	1FDZX2CM0KKB61111	12	0	VN	4 Years and/or 100,000 miles	28,011.00	excellent	8	12.50%	87.50%	Excellent	BELOW	5	5	5	5	Excellent
122	NKCAA	2019	1	Dodge	2C7WDGBGIKR792074	3	1	VN	4 Years and/or 100,000 miles	42,015.00	excellent	8	12.50%	87.50%	Excellent	BELOW	5	5	5	5	Excellent
123	NKCAA	2019	1	Dodge	2C7WDGBG7KR792063	3	1	VN	4 Years and/or 100,000 miles	50,639.00	excellent	8	12.50%	87.50%	Excellent	BELOW	5	4	4.5	5	Excellent
124	NKCAA	2020	1	Dodge	2C4RDGBG5LR155782	6	0	VN	4 Years and/or 100,000 miles	15,362.00	excellent	8	12.50%	87.50%	Excellent	BELOW	5	5	5	5	Excellent
125	NKCAA	2020	1	Dodge	2C7WDGBG9KR800941	3	1	VN	4 Years and/or 100,000 miles	14,398.00	excellent	8	12.50%	87.50%	Excellent	BELOW	5	5	5	5	Excellent
126	NKCAA	2020	1	Dodge	2C7WDGBG2KR808203	3	1	VN	4 Years and/or 100,000 miles	13,454.00	excellent	8	12.50%	87.500%	Excellent	BELOW	5	5	5	5	Excellent
127	NKCAA	2020	1	Dodge	2C7WDGBG2KR808217	3	1	VN	4 Years and/or 100,000 miles	8,793.00	excellent	8	12.50%	87.50%	Excellent	BELOW	5	5	5	5	Excellent
128	NKCAA	2020	1	Dodge	2C7WDGBG8KR802972	3	1	VN	4 Years and/or 100,000 miles	15,482.00	excellent	8	12.50%	87.50%	Excellent	BELOW	5	5	5	5	Excellent
17205	PATS	2017	5	FORD	1FM5K8B8XHGD24928	5	0	SV	4 years and/or 100,000 miles	43,638	excellent	8	62.50%	37.500%	Adequate	BELOW	3	5	4	4	Good
17206	PATS	2017	5	FORD	1FM5K8B81HGD24929	5	0	SV	4 years and/or 100,000 miles	44,425	excellent	8	62.50%	38%	Adequate	BELOW	3	5	4	4	Good
17207	PATS	2017	5	FORD	1FM5K8B88HGD24930	5	0	SV	4 years and/or 100,000 miles	40,312	excellent	8	62.50%	38%	Adequate	BELOW	3	5	4	4	Good
17208	PATS	2017	5	FORD	1FM5K8B8XHGD24931	5	0	SV	4 years and/or 100,000 miles	38,492	excellent	8	62.50%	38%	Adequate	BELOW	3	5	4	4	Good
17209	PATS	2017	5	FORD	1FM5K8B81HGD24932	5	0	SV	4 years and/or 100,000 miles	35,334	excellent	8	62.50%	38%	Adequate	BELOW	3	5	4	4	Good
17210	PATS	2017	5	FORD	1FM5K8B83HGD24933	5	0	SV	4 years and/or 100,000 miles	26,521	excellent	8	62.50%	37.5%	Adequate	BELOW	3	5	4	4	Good
17211	PATS	2017	5	FORD	1FM5K8B85HGD24934	5	0	SV	4 years and/or 100,000 miles	23,824	excellent	8	62.50%	37.500%	Adequate	BELOW	3	5	4	4	Good
17212	PATS	2017	5	FORD	1FM5K8B87HGD24935	5	0	SV	4 years and/or 100,000 miles	58,246	excellent	8	62.50%	37.50%	Adequate	BELOW	3	4	3.5	4	Good
17213	PATS	2017	5	FORD	1FM5K8B89HGD24936	5	0	SV	4 years and/or 100,000 miles	13,898	excellent	8	62.50%	37.50%	Adequate	BELOW	3	5	4	4	Good
24	PACS Transportation	2014	8	Dodge	2C4RDGBGXER246310	7	0	VN	4 Years and/or 100,000 Miles	152,509	Good	8	100.00%	0.00%	Marginal	MET OR EXCEEDED	2	2	2	2	Marginal
35	PACS Transportation	2011	11	Ford	1FTSS3EL7BDB25726	13	0	VN	4 Years and/or 100,000 Miles	167,624	Good	8	137.50%	-37.50%	Poor	MET OR EXCEEDED	1	2	1.5	2	Marginal
84	PACS Transportation	2009	13	Ford	1FTSS34L99DA19676	13	0	VN	4 Years and/or 100,000 Miles	228,684	Good	8	162.50%	-62.50%	Poor	MET OR EXCEEDED	1	1	1	1	Poor
230	PACS Transportation	2019	3	Ford	1FDEE3FS2KDC12309	12	2	VN	4 Years and/or 100,000 Miles	85,884	Excellent	8	37.50%	62.50%	Good	BELOW	4	4	4	4	Good
231	PACS Transportation	2019	3	Ford	1FDEE3FS7KDC12306	12	2	VN	4 Years and/or 100,000 Miles	80,150	Excellent	8	37.50%	62.5%	Good	BELOW	4	4	4	4	Good
232	PACS Transportation	2019	3	Ford	1FDEE3FS0KDC12311	12	2	VN	4 Years and/or 100,000 Miles	62,212	Excellent	8	37.50%	62.5%	Good	BELOW	4	4	4	4	Good
237	PACS Transportation	2019	3	Ford	1FDEE3FS1KDC22099	12	2	VN	4 Years and/or 100,000 Miles	58,848	Excellent	8	37.50%	62.500%	Good	BELOW	4	4	4	4	Good
238	PACS Transportation	2019	3	Ford	1FDEE3FS4KDC22100	12	2	VN	4 Years and/or 100,000 Miles	59,230	Excellent	8	37.50%	62.500%	Good	BELOW	4	4	4	4	Good
239	PACS Transportation	2019	3	Ford	1FDEE3FS6KDC22101	12	2	VN	4 Years and/or 100,000 Miles	153,338	Poor	8	37.50%	62.500%	Good	BELOW	4	2	3	3	Adequate
240	PACS Transportation	2019	3	Ford	1FDEE3FS3KDC35842	12	2	VN	4 Years and/or 100,000 Miles	137,331	Poor	8	37.50%	62.50%	Good	BELOW	4	3	3.5	4	Good
241	PACS Transportation	2019	3	Ford	1FDEE3FS8KDC35836	12	2	VN	4 Years and/or 100,000 Miles	142,294	Poor	8	37.50%	62.5%	Good	BELOW	4	3	3.5	4	Good
245	PACS Transportation	2019	3	Ford	1FBZX2CM8KKA80673	10	1	VN	4 Years and/or 100,000 Miles	60,892	Excellent	8	37.50%	62.50%	Good	BELOW	4	4	4	4	Good
246	PACS Transportation	2019	3	Ford	1FBZX2CM1KKA80675	10	1	VN	4 Years and/or 100,000 Miles	84,132	Excellent	8	37.50%	62.500%	Good	BELOW	4	4	4	4	Good
247	PACS Transportation	2019	3	Ford	1FBZX2CM3KKA80676	10	1	VN	4 Years and/or 100,000 Miles	54,952	Excellent	8	37.50%	62.500%	Good	BELOW	4	4	4	4	Good
248	PACS Transportation	2019	3	Ford	1FBZX2CMXKKA80674	10	1	VN	4 Years and/or 100,000 Miles	75,092	Excellent	8	37.50%	62.5%	Good	BELOW	4	4	4	4	Good
403	PACS Transportation	2019	3	Ford	1FDZX2CM5KKB61136	10	1	VN	4 Years and/or 100,000 Miles	46,348	Excellent	8	37.50%	62.50%	Good	BELOW	4	5	4.5	5	Excellent
404	PACS Transportation	2019	3	Ford	1FDZX2CM9KKB61138	10	1	VN	4 Years and/or 100,000 Miles	46,348	Excellent	8	37.50%	62.50%	Good	BELOW	4	5	4.5	5	Excellent
405	PACS Transportation	2019	3	Ford	1FDZX2CM8KKB61129	10	1	VN	4 Years and/or 100,000 Miles	32,858	Excellent	8	37.50%	62.50%	Good	BELOW	4	5	4.5	5	Excellent
320	RTEC	2003	19	Ford	1FTSS34L33HB98071	15	0	VN	4 Years and/or 100,000 Miles	122,329	Poor	8	237.50%	-137.50%	Poor	MET OR EXCEEDED	1	3	2	2	Marginal
457	RTEC	2004	18	Ford	1FDSS34L24HB21642	15	0	VN	4 Years and/or 100,000 Miles	277,740	Poor	8	225.00%	-125.00%	Poor	MET OR EXCEEDED	1	1	1	1	Poor
503	RTEC	2005	17	Ford	1FDSS34SX5HA65751	15	0	VN	4 Years and/or 100,000 Miles	129,157	Poor	8	212.50%	-112.50%	Poor	MET OR EXCEEDED	1	3	2	2	Marginal
513	RTEC	2006	16	Ford	1FTSS34L66HA38190	15	0	VN	4 Years and/or 100,000 Miles	85,944	Poor	8	200.00%	-100.00%	Poor	MET OR EXCEEDED	1	4	2.5	3	Adequate
514	RTEC	2006	16	Ford	1FTSS34L26HA33326	15	0	VN	4 Years and/or 100,000 Miles	48,898	Poor	8	200.00%	-100.00%	Poor	MET OR EXCEEDED	1	5	3	3	Adequate
1103	RTEC	2011	11	Ford	1FTSS3EL2BDA23878	13	0	VN	4 Years and/or 100,000 Miles	152,580	Poor	8	137.50%	-37.50%	Poor	MET OR EXCEEDED	1	2	1.5	2	Marginal
1105	RTEC	2011	11	Ford	1FTSS3EL0BDA23880	13	0	VN	4 Years and/or 100,000 Miles	49,935	Poor	8	137.50%	-37.5%	Poor	MET OR EXCEEDED	1	5	3	3	Adequate
1565	RTEC	2016	6	Ford	1FBZX2CM3FKB23533	12	0	VN	4 Years and/or 100,000 Miles	85,786	Good	8	75.000%	25.000%	Adequate	BELOW	3	4	3.5	4	Good
1566	RTEC	2016	6	Ford	1FBZX2CM1FKB23532	12	0	VN	4 Years and/or 100,000 Miles	104,498	Poor	8	75.000%	25.000%	Adequate	BELOW	3	3	3	3	Adequate
1606	RTEC	2016	6	Ford	1FBZX2CMXGKA62408	12	0	VN	4 Years and/or 100,000 Miles	54,461	Good	8	75.000%	25.000%	Adequate	BELOW	3	4	3.5	4	Good
1607	RTEC	2016	6	Ford	1FBZX2CM1GKA62409	12	0	VN	4 Years and/or 100,000 Miles	14,530	Good	8	75.000%	25.000%	Adequate	BELOW	3	5	4	4	Good
1629	RTEC	2016	6	Ford	1FBZX2CM5GKB22823	12	0	VN	4 Years and/or 100,000 Miles	132,926	Poor	8	75.000%	25.00%	Adequate	BELOW	3	3	3	3	Adequate
1630	RTEC	2016	6	Ford	1FBZX2CM7GKB22824	12	0	VN	4 Years and/or 100,000 Miles	78,203	Poor	8	75.000%	25.00%	Adequate	BELOW	3	4	3.5	4	Good
1631	RTEC	2016	6	Ford	1FBZX2CMXGKB25944	12	0	VN	4 Years and/or 100,000 Miles	106,576	Poor	8	75.000%	25.00%	Adequate	BELOW	3	3	3	3	Adequate
1632	RTEC	2016	6	Ford	1FBZX2CM1GKB25945	12	0	VN	4 Years and/or 100,000 Miles	132,604	Poor	8	75.000%	25.00%	Adequate	BELOW	3	3	3	3	Adequate
1633	RTEC	2016	6	Ford	1FBZX2CM9GKB45232	8	1	VN	4 Years and/or 100,000 Miles	129,562	Poor	8	75.000%	25.00%	Adequate	BELOW	3	3	3	3	Adequate
1634	RTEC	2016	6	Ford	1FBZX2CM0GKB45233	8	1	VN	4 Years and/or 100,000 Miles	188,486	Poor	8	75.000%	25.00%	Adequate	BELOW	3	2	2.5	3	Adequate
1704	RTEC	2016	6	Ford	1FBZX2CM3GKB22822	12	0	VN	4 Years and/or 100,000 Miles	40,488	Good	8	75.000%	25.00%	Adequate	BELOW	3	5	4	4	Good
1828	RTEC	2018	4	Ford	1FDZX2CM9JKA70403	12	0	VN	4 Years and/or 100,000 Miles	16,578	Good	8	50.00%	50.000%	Good	BELOW	4	5	4.5	5	Excellent
1829	RTEC	2018	4	Ford	1FDZX2CM0JKA70404	12	0	VN	4 Years and/or 100,000 Miles	47,971	Good	8	50.00%	50.000%	Good	BELOW	4	5	4.5	5	Excellent
1830	RTEC	2018	4	Ford	1FDZX2CM2JKA70405	12	0	VN	4 Years and/or 100,000 Miles	71,818	Good	8	50.00%	50.000%	Good	BELOW	4	4	4	4	Good
1831	RTEC	2018	4	Ford	1FDZX2CM4JKA70406	12	0	VN	4 Years and/or 100,000 Miles	37,825	Good	8	50.00%	50.000%	Good	BELOW	4	5	4.5	5	Excellent
1832	RTEC	2018	4	Ford	1FDZX2CM6JKA70407	12	0	VN	4 Years and/or 100,000 Miles	10,561	Good	8	50.00%	50.0%	Good	BELOW	4	5	4.5	5	Excellent
1903	RTEC	2018	4	Ford	1FBZX2CM2JKB23161	8	1	VN	4 Years and/or 100,000 Miles	102,842	Poor	8	50.00%	50.00%	Good	BELOW	4	3	3.5	4	Good
1904	RTEC	2018	4	Ford	1FBZX2CM2JKB36231	12	0	VN	4 Years and/or 100,000 Miles	6,886	Good	8	50.00%	50.00%	Good	BELOW	4	5	4.5	5	Excellent
1909	RTEC	2019	3	Ford	1FDZX2CMXKKA18876	12	0	VN	4 Years and/or 100,000 Miles	49,625	Good	8	37.50%	62.50%	Good	BELOW	4	5	4.5	5	Excellent
1910	RTEC	2019	3	Ford	1FDZX2CM1KKA18877	12	0	VN	4 Years and/or 100,000 Miles	43,826	Good	8	37.50%	62.50%	Good	BELOW	4	5	4.5	5	Excellent
1911	RTEC	2019	3	Ford	1FDZX2CM3KKA18878	12	0	VN	4 Years and/or 100,000 Miles	12,516	Good	8	37.50%	62.50%	Good	BELOW	4	5	4.5	5	Excellent

1912	RTEC	2019	3	Ford	1FDZX2CM5KKA18879	12	0	VN	4 Years and/or 100,000 Miles	30,776	Good	8	37.50%	62.50%	Good	BELOW	4	5	4.5	5	Excellent
1913	RTEC	2019	3	Ford	1FDZX2CM2KKA18880	8	1	VN	4 Years and/or 100,000 Miles	75,263	Good	8	37.50%	62.50%	Good	BELOW	4	4	4	4	Good
1914	RTEC	2019	3	Ford	1FDZX2CM2KKA18881	8	1	VN	4 Years and/or 100,000 Miles	122,962	Poor	8	37.50%	62.50%	Good	BELOW	4	3	3.5	4	Good
1918	RTEC	2019	3	Ford	1FDZX2CM3KKA53646	12	0	VN	4 Years and/or 100,000 Miles	10,793	Good	8	37.50%	62.50%	Good	BELOW	4	5	4.5	5	Excellent
1919	RTEC	2019	3	Ford	1FDZX2CM5KKA53647	12	0	VN	4 Years and/or 100,000 Miles	32,026	Good	8	37.50%	62.50%	Good	BELOW	4	5	4.5	5	Excellent
1920	RTEC	2019	3	Ford	1FDZX2CM7KKA53648	12	0	VN	4 Years and/or 100,000 Miles	30,664	Good	8	37.50%	62.50%	Good	BELOW	4	5	4.5	5	Excellent
1921	RTEC	2019	3	Ford	1FDZX2CM9KKA53649	12	0	VN	4 Years and/or 100,000 Miles	30,236	Good	8	37.50%	62.500%	Good	BELOW	4	5	4.5	5	Excellent
1922	RTEC	2019	3	Ford	1FDZX2CM2KKA53539	12	0	VN	4 Years and/or 100,000 Miles	48,766	Good	8	37.50%	63%	Good	BELOW	4	5	4.5	5	Excellent
1923	RTEC	2019	3	Ford	1FDZX2CM9KKA53540	12	0	VN	4 Years and/or 100,000 Miles	9,204	Good	8	37.50%	62.500%	Good	BELOW	4	5	4.5	5	Excellent
1926	RTEC	2019	3	Ford	1FBZX2CM2KKA63321	8	1	VN	4 Years and/or 100,000 Miles	73,887	Good	8	37.50%	62.500%	Good	BELOW	4	4	4	4	Good
1927	RTEC	2019	3	Ford	1FDZX2CM4KKA63322	8	1	VN	4 Years and/or 100,000 Miles	43,845	Good	8	37.50%	62.500%	Good	BELOW	4	5	4.5	5	Excellent
1928	RTEC	2019	3	Ford	1FDZX2CM6KKA63323	8	1	VN	4 Years and/or 100,000 Miles	45,305	Good	8	37.50%	62.5%	Good	BELOW	4	5	4.5	5	Excellent
1929	RTEC	2019	3	Ford	1FDZX2CM8KKA63324	8	1	VN	4 Years and/or 100,000 Miles	51,946	Good	8	37.50%	62.5%	Good	BELOW	4	4	4	4	Good
2127	RTEC	2021	1	Ford	1FBAX2C83MKA04717	12	0	VN	4 Years and/or 100,000 Miles	9,514	Excellent	8	12.50%	87.5%	Excellent	BELOW	5	5	5	5	Excellent
2128	RTEC	2021	1	Ford	1FBAX2C85MKA04718	12	0	VN	4 Years and/or 100,000 Miles	1,631	Excellent	8	12.50%	87.50%	Excellent	BELOW	5	5	5	5	Excellent
2129	RTEC	2021	1	Ford	1FBAX2C87MKA04719	12	0	VN	4 Years and/or 100,000 Miles	4,873	Excellent	8	12.50%	87.50%	Excellent	BELOW	5	5	5	5	Excellent
2130	RTEC	2021	1	Ford	1FBAX2C83MKA04720	12	0	VN	4 Years and/or 100,000 Miles	5,206	Excellent	8	12.50%	87.50%	Excellent	BELOW	5	5	5	5	Excellent
2131	RTEC	2021	1	Ford	1FBAX2C85MKA04721	12	0	VN	4 Years and/or 100,000 Miles	6,003	Excellent	8	12.50%	87.500%	Excellent	BELOW	5	5	5	5	Excellent
2132	RTEC	2021	1	Ford	1FBAX2C87MKA04722	12	0	VN	4 Years and/or 100,000 Miles	5,224	Excellent	8	12.50%	87.50%	Excellent	BELOW	5	5	5	5	Excellent
234	SVTS	2003	19	Dodge	2B6LB1Z61K555142	15	0	VN	4 Years and/or 100,000 Miles	90,522	Poor	8	237.50%	-137.50%	Poor	MET OR EXCEEDED	1	4	2.5	3	Adequate
429	SVTS	2016	6	Ford	1FBZX2CM0GKB48276	9	1	VN	4 Years and/or 100,000 Miles	244,633	Excellent	8	75.00%	25.0%	Adequate	BELOW	3	1	2	2	Marginal
430	SVTS	2017	5	Ford	1FBZX2CM3HKA41952	9	1	VN	4 Years and/or 100,000 Miles	236,762	Excellent	8	62.50%	37.5%	Adequate	BELOW	3	1	2	2	Marginal
431	SVTS	2017	5	Ford	1FBZX2CM5HKA41953	9	1	VN	4 Years and/or 100,000 Miles	228,112	Excellent	8	62.50%	37.50%	Adequate	BELOW	3	1	2	2	Marginal
432	SVTS	2017	5	Ford	1FBZX2CM7HKA41954	9	1	VN	4 Years and/or 100,000 Miles	227,987	Excellent	8	62.50%	37.50%	Adequate	BELOW	3	1	2	2	Marginal
433	SVTS	2017	5	Ford	1FBZX2CM1HKA62377	9	1	VN	4 Years and/or 100,000 Miles	271,610	Excellent	8	62.50%	37.500%	Adequate	BELOW	3	1	2	2	Marginal
434	SVTS	2017	5	Ford	1FBZX2CM8HKA62392	9	1	VN	4 Years and/or 100,000 Miles	268,248	Excellent	8	62.50%	37.500%	Adequate	BELOW	3	1	2	2	Marginal
50	FKFT	2019	3	Ford	1FDZX2CM0KKB61125	8	1	VN	4 Years and/or 100,000 Miles	19,951	EXCELLENT	8	37.50%	62.50%	Good	BELOW	4	5	4.5	5	Excellent
51	FKFT	2019	3	Ford	1FDZX2CM6KK61128	8	1	VN	4 Years and/or 100,000 Miles	15,907	EXCELLENT	8	37.50%	62.50%	Good	BELOW	4	5	4.5	5	Excellent
52	FKFT	2019	3	Ford	1FDZX2CM1KKB61117	8	1	VN	4 Years and/or 100,000 Miles	18,200	EXCELLENT	8	37.50%	62.50%	Good	BELOW	4	5	4.5	5	Excellent
53	FKFT	2020	2	Ford	1FBAX2C82LKA45841	12	0	VN	4 Years and/or 100,000 Miles	4,513	EXCELLENT	8	25.00%	75.00%	Excellent	BELOW	5	5	5	5	Excellent
54	FKFT	2021	1	Ford	1FBAX2C87MKA65374	12	0	VN	4 Years and/or 100,000 Miles	752	EXCELLENT	8	12.50%	87.50%	Excellent	BELOW	5	5	5	5	Excellent
56	FCTA	2017	5	Ford	1FBZX2CM2HKA41957	8	1	VN	4 Years and/or 100,000 Miles	145,036	EXCELLENT	8	62.50%	37.50%	Adequate	BELOW	3	3	3	3	Adequate
57	FCTA	2017	5	Ford	1FBZX2CM4HKA41958	8	1	VN	4 Years and/or 100,000 Miles	151,588	EXCELLENT	8	62.50%	37.50%	Adequate	BELOW	3	2	2.5	3	Adequate
77	FCTA	2018	4	Ford	1FBZX2CM9JKB0415	7	2	VN	4 Years and/or 100,000 Miles	76,791	EXCELLENT	8	50.00%	50.00%	Good	BELOW	4	4	4	4	Good
92	FCTA	2019	3	Ford	1FDZX2CM2KKB61112	7	1	VN	4 Years and/or 100,000 Miles	45,079	EXCELLENT	8	37.50%	62.50%	Good	BELOW	4	5	4.5	5	Excellent
93	FCTA	2019	3	Ford	1FDZX2CM4KKB61113	7	2	VN	4 Years and/or 100,000 Miles	41,402	EXCELLENT	8	37.50%	62.50%	Good	BELOW	4	5	4.5	5	Excellent
102	FCTA	2009	13	Ford	1FTSS34L39DA09189		0	VN	4 Years and/or 100,000 Miles	31,898	GOOD	8	162.50%	-62.50%	Poor	MET OR EXCEEDED	1	5	3	3	Adequate
6	GCSO	2019	1	Ford	1FDZX2CMXKKB67045	8	1	VN	4 Years and/or 100,000 Miles	13,884	Excellent	8	12.50%	87.50%	Excellent	BELOW	5	5	5	5	Excellent
#02	Owen Co. Fiscal Court	2019	3	Dodge	2C7WDGBG0KR808300	3	1	VN	4 Years and/or 100,000 Miles	30,436	GOOD	8	37.50%	62.50%	Good	BELOW	4	5	4.5	5	Excellent
#03	Owen Co. Fiscal Court	2016	6	Ford	1FBZX2CM4GKA08439	8	1	VN	4 Years and/or 100,000 Miles	173,952	POOR	8	75.00%	25.00%	Adequate	BELOW	3	2	2.5	3	Adequate
#04	Owen Co. Fiscal Court	2016	6	Ford	1FBZX2CM0GKB28612	8	1	VN	4 Years and/or 100,000 Miles	125,637	POOR	8	75.00%	25.00%	Adequate	BELOW	3	3	3	3	Adequate
#09	Owen Co. Fiscal Court	2017	5	Ford	1FBZX2CM2HKA41960	8	1	VN	4 Years and/or 100,000 Miles	126,754	GOOD	8	62.50%	37.500%	Adequate	BELOW	3	3	3	3	Adequate
#10	Owen Co. Fiscal Court	2017	5	Ford	1FBZX2CM1HKA41948	8	1	VN	4 Years and/or 100,000 Miles	165,580	GOOD	8	62.50%	37.500%	Adequate	BELOW	3	2	2.5	3	Adequate
#14	Owen Co. Fiscal Court	2017	5	Ford	1FBZX2CM9HKA62398	8	1	VN	4 Years and/or 100,000 Miles	120,598	GOOD	8	62.50%	37.500%	Adequate	BELOW	3	3	3	3	Adequate
#16	Owen Co. Fiscal Court	2019	1	Ford	1FDZX2CM5KKA53650	8	1	VN	4 Years and/or 100,000 Miles	142,276	GOOD	8	12.50%	87.500%	Excellent	BELOW	5	3	4	4	Good
#17	Owen Co. Fiscal Court	2019	1	Ford	1FDZX2CM1KKB61134	8	1	VN	4 Years and/or 100,000 Miles	48,147	GOOD	8	12.50%	87.500%	Excellent	BELOW	5	5	5	5	Excellent

APPENDIX A:
ASSET INVENTORY AND CONDITION DATA

UNIT #	Names of Agency	YR	AGE	MAKE	VIN NUMBER	Maximum Passenger Capacity Including Wheel Chair Positions (NOT Including Driver)	Maximum Wheel Chair Capacity	Vehicle TYPE (AO-Automobile; BU-Bus; CU-Cutaway; MV-Minivan; SV-Sports Utility; VN-Van; OT-Other)	USEFUL LIFE (See Current FTA - Office of Transportation Delivery State Management Plan)	CURRENT MILEAGE	CONDITION (Excellent, Good, Fair, Poor)	TAM ULB BENCHIMARK	% ULB Life Used	%ULB Remaining	TAM Rating Description	TAM ULB STATUS	TAM ULB AGE Rating	Condition Rating Based Upon Mileage Useful Life	Overall Condition Rating Per Vehicle and Type	Overall Condition Rating Rounded	Overall Condition Rating Description
2	AACS/GRITS	2007	15	Ford	1FMEU73E47UB25446	6	0	SV	4 years and/or 100,000 miles	94,347	Good	8	187.50%	-87.5%	Poor	MET OR EXCEEDED	1	4	1	1	Poor
11	AACS/GRITS	2017	5	Ford	1FM5K8B84HGC62801	5	0	SV	4 years and/or 100,000 miles	23,554	Good	8	62.50%	37.5%	Adequate	BELOW	3	5	1	1	Poor
12	AACS/GRITS	2017	5	Ford	1FM5K8B88HGC57066	5	0	SV	4 years and/or 100,000 miles	20,701	Good	8	62.50%	37.5%	Adequate	BELOW	3	5	1	1	Poor
147	AACS/GRITS	2009	13	Dodge	1D8GU28K09W531716	3	0	SV	4 years and/or 100,000 miles	68,939	Good	8	162.50%	-62.5%	Poor	MET OR EXCEEDED	1	4	1	1	Poor
148	AACS/GRITS	2009	13	Dodge	1D8GU28K09W531715	3	0	SV	4 years and/or 100,000 miles	92,396	Good	8	162.50%	-62.5%	Poor	MET OR EXCEEDED	1	4	2.5	3	Adequate
230	AACS/GRITS	2017	5	Ford	1FM5K8B87HGD25034	3	0	SV	4 years and/or 100,000 miles	20131	Good	8	62.50%	37.5%	Adequate	BELOW	3	5	4	4	Good
231	AACS/GRITS	2017	5	Ford	1FM5K8B89HGD25035	3	0	SV	4 years and/or 100,000 miles	25450	Good	8	62.50%	37.5%	Adequate	BELOW	3	5	4	4	Good
2314	BGCAP	2019	3	DodgeDurango	1C4RDJAG3LC339609	5	0	SV	4 Years and/or 100,000 Miles	5020	Excellent	8	37.50%	62.5%	Good	BELOW	4	5	4.5	5	Excellent
2330	BGCAP	2021	1	DodgeDurango	1C4RDJAG7MC610575	5	0	SV	4 Years and/or 100,000 Miles	4869	Excellent	8	12.50%	87.5%	Excellent	BELOW	5	5	5	5	Excellent
LCSC8	BGCAP	2021	1	DodgeDurango	1C4RDJAG3MC602408	5	0	SV	4 Years and/or 100,000 Miles	6385	Excellent	8	12.50%	87.5%	Excellent	BELOW	5	5	5	5	Excellent
CK-31	CKCAC	2016	6	Jeep	1C4PJMAB0GW176010	5	0	SV	4 Years and/or 100,000 Miles	156284	Fair	8	75.00%	25.0%	Adequate	BELOW	3	2	2.5	3	Adequate
CK-96	CKCAC	2020	2	Dodge	1C5RDJAG8LC339606	5	0	SV	4 Years and/or 100,000 Miles	8,929	Excellent	8	25.00%	75.0%	Excellent	BELOW	5	5	5	5	Excellent
CK-107	CKCAC	2020	2	Dodge	1C4RDJAG0MC544726	7	0	SV	4 Years and/or 100,000 Miles	10,315	Excellent	8	25.00%	75.0%	Excellent	BELOW	5	5	5	5	Excellent
CK-108	CKCAC	2020	2	Dodge	1C4RDJAG2MC544727	7	0	SV	4 Years and/or 100,000 Miles	9,143	Excellent	8	25.00%	75.0%	Excellent	BELOW	5	5	5	5	Excellent
CK-109	CKCAC	2020	2	Dodge	1C4RDJAG0MC544984	7	0	SV	4 Years and/or 100,000 Miles	10,600	Excellent	8	25.00%	75.0%	Excellent	BELOW	5	5	5	5	Excellent
CK-110	CKCAC	2019	3	Dodge	1C4RDJAG0MC544967	7	0	SV	4 Years and/or 100,000 Miles	8,902	Excellent	8	37.50%	62.5%	Good	BELOW	4	5	4.5	5	Excellent
CK-128	CKCAC	2021	1	Dodge	1C4RDJAG4MC724677	4	0	SV	4 Years and/or 100,000 Miles	3,670	Excellent	8	12.50%	87.5%	Excellent	BELOW	5	5	5	5	Excellent
CK-129	CKCAC	2021	1	Dodge	1C4RDJAG8MC724679	4	0	SV	4 Years and/or 100,000 Miles	2,690	Excellent	8	12.50%	87.5%	Excellent	BELOW	5	5	5	5	Excellent
CK-130	CKCAC	2021	1	Dodge	1C4RDJAG6MC724678	4	0	SV	4 Years and/or 100,000 Miles	6,296	Excellent	8	12.50%	87.5%	Excellent	BELOW	5	5	5	5	Excellent
KC5773	DBCAA	2016	6	Jeep	1C4PJMAB4GW191612	4	0	SV	4 Years and/or 100,000 Miles	98,751	Good	8	75.00%	25.0%	Adequate	BELOW	3	4	3.5	4	Good
KD0651	DBCAA	2017	5	Ford	1FM5K8B85HGD06000	6	0	SV	4 Years and/or 100,000 Miles	55,805	Excellent	8	62.50%	37.5%	Adequate	BELOW	3	4	3.5	4	Good
KH0170	DBCAA	2019	3	Dodge	1C4RDJAG0KC827625	6	0	SV	4 Years and/or 100,000 Miles	22,441	Excellent	8	37.50%	62.5%	Good	BELOW	4	5	4.5	5	Excellent
KH0171	DBCAA	2019	3	Dodge	1C4RDJAG7KC827623	6	0	SV	4 Years and/or 100,000 Miles	48,994	Excellent	8	37.50%	62.5%	Good	BELOW	4	5	4.5	5	Excellent
KY1376	DBCAA	2021	1	Dodge	1C4RDJAG2MC602402	6	0	SV	4 Years and/or 100,000 Miles	23,909	Excellent	8	12.50%	87.5%	Excellent	BELOW	5	5	3	3	Adequate
KY1378	DBCAA	2021	1	Dodge	1C4RDJAGXMC602406	6	0	SV	4 Years and/or 100,000 Miles	2	Excellent	8	12.50%	87.5%	Excellent	BELOW	5	5	5	5	Excellent
KY1379	DBCAA	2021	1	Dodge	1C4RDJAG4MC602403	6	0	SV	4 Years and/or 100,000 Miles	24,440	Excellent	8	12.50%	87.5%	Excellent	BELOW	5	5	5	5	Excellent
KY1382	DBCAA	2021	1	Dodge	1C4RFJAG9MC599496	6	0	SV	4 Years and/or 100,000 Miles	10	Excellent	8	12.50%	87.5%	Excellent	BELOW	5	5	5	5	Excellent
KY2030	DBCAA	2021	1	Dodge	1C7RDJAG1MC602407	6	0	SV	4 Years and/or 100,000 Miles	467	Excellent	8	12.50%	87.5%	Excellent	BELOW	5	5	5	5	Excellent
KY2031	DBCAA	2021	1	Dodge	1C4RDJAG9MC599501	6	0	SV	4 Years and/or 100,000 Miles	10	Excellent	8	12.50%	87.5%	Excellent	BELOW	5	5	5	5	Excellent
KY2032	DBCAA	2021	1	Dodge	1C4RDJAG7MC599500	6	0	SV	4 Years and/or 100,000 Miles	5	Excellent	8	12.50%	87.5%	Excellent	BELOW	5	5	5	5	Excellent
KY2033	DBCAA	2021	1	Dodge	1C4RDJAG4MC599499	6	0	SV	4 Years and/or 100,000 Miles	4,342	Excellent	8	12.50%	87.5%	Excellent	BELOW	5	5	5	5	Excellent
KY2034	DBCAA	2021	1	Dodge	1C4RDJAG2MC599498	6	0	SV	4 Years and/or 100,000 Miles	10	Excellent	8	12.50%	87.5%	Excellent	BELOW	5	5	5	5	Excellent
KC4156	DBCAA	2015	7	Jeep	1C4PJMABOFW741547	4	0	SV	4 Years and/or 100,000 Miles	130,051	Good	8	87.50%	12.5%	Marginal	BELOW	2	3	2.5	3	Adequate
KC4157	DBCAA	2015	7	Jeep	1C4PJMAB2FW746779	4	0	SV	4 Years and/or 100,000 Miles	127,250	Good	8	87.50%	12.5%	Marginal	BELOW	2	3	2.5	3	Adequate
KC4158	DBCAA	2015	7	Jeep	1C4PJMAB9FW746780	4	0	SV	4 Years and/or 100,000 Miles	120,159	Good	8	87.50%	12.5%	Marginal	BELOW	2	3	2.5	3	Adequate
KC7887	DBCAA	2016	6	Jeep	1C4PJMAS5GW354705	4	0	SV	4 Years and/or 100,000 Miles	77,443	Good	8	75.00%	25.0%	Adequate	BELOW	3	4	3.5	4	Good
KD0649	DBCAA	2017	5	Ford	1FM5K8B80HGD06003	6	0	SV	4 Years and/or 100,000 Miles	94,918	Excellent	8	62.50%	37.5%	Adequate	BELOW	3	4	3.5	4	Good
KE0580	DBCAA	2020	2	Dodge	1C4RDJAG0LC339597	6	0	SV	4 Years and/or 100,000 Miles	22,893	Excellent	8	25.00%	75.0%	Excellent	BELOW	5	5	5	5	Excellent
KY2025	DBCAA	2021	1	Dodge	1C4RDJAG0MC599502	6	0	SV	4 Years and/or 100,000 Miles	16,563	Excellent	8	12.50%	87.5%	Excellent	BELOW	5	5	5	5	Excellent
KY2026	DBCAA	2021	1	Dodge	1C4RDJAG2MC599503	6	0	SV	4 Years and/or 100,000 Miles	17,642	Excellent	8	12.50%	87.5%	Excellent	BELOW	5	5	5	5	Excellent
KC7885	DBCAA	2016	6	Jeep	1C4PJMAs7GW354706	4	0	SV	4 Years and/or 100,000 Miles	136,735	Good	8	75.00%	25.0%	Adequate	BELOW	3	3	3	3	Adequate
KC7886	DBCAA	2016	6	Jeep	1C4PJMAS3GW352368	4	0	SV	4 Years and/or 100,000 Miles	131,225	Good	8	75.00%	25.0%	Adequate	BELOW	3	3	3	3	Adequate
KD0648	DBCAA	2017	5	Ford	1FM5K8B89HG06002	6	0	SV	4 Years and/or 100,000 Miles	124,887	Good	8	62.50%	37.5%	Adequate	BELOW	3	3	3	3	Adequate
KD0652	DBCAA	2017	5	Ford	1FM5K8B83HGD17948	6	0	SV	4 Years and/or 100,000 Miles	114,238	Excellent	8	62.50%	37.5%	Adequate	BELOW	3	3	3	3	Adequate
KD4777	DBCAA	2018	4	FORD	1FM5K8B80JGC63174	6	0	SV	4 Years and/or 100,000 Miles	66,841	Excellent	8	50.00%	50.0%	Good	BELOW	4	4	4	4	Good
KD8017	DBCAA	2019	3	Dodge	1C4RDJAG3KC827621	6	0	SV	4 Years and/or 100,000 Miles	48,208	Excellent	8	37.50%	62.5%	Good	BELOW	4	5	4.5	5	Excellent
KE0579	DBCAA	2020	2	Dodge	1C4RDJAG3LC339643	6	0	SV	4 Years and/or 100,000 Miles	11,078	Excellent	8	25.00%	75.0%	Excellent	BELOW	5	5	5	5	Excellent
KH0169	DBCAA	2019	3	Dodge	1C4RDJAG5KC827622	6	0	SV	4 Years and/or 100,000 Miles	48,208	Excellent	8	37.50%	62.5%	Good	BELOW	4	5	4.5	5	Excellent
KY1377	DBCAA	2021	1	Dodge	1C4RDJAG8MC602405	6	0	SV	4 Years and/or 100,000 Miles	17,647	Excellent	8	12.50%	87.5%	Excellent	BELOW	5	5	5	5	Excellent
KY2029	DBCAA	2021	1	Dodge	1C4RDJAG8MC599506	6	0	SV	4 Years and/or 100,000 Miles	688	Excellent	8	12.50%	87.5%	Excellent	BELOW	5	5	5	5	Excellent
KY1381	DBCAA	2021	1	Dodge	1C4RDJAG0MC599497	6	0	SV	4 Years and/or 100,000 Miles	9,059	Excellent	8	12.50%	87.5%	Excellent	BELOW	5	5	5	5	Excellent
KD0653	DBCAA	2017	5	Ford	1FM5K8B84HGD17943	6	0	SV	4 Years and/or 100,000 Miles	51,902	Excellent	8	62.50%	37.5%	Adequate	BELOW	3	4	3.5	4	Good
KD4771	DBCAA	2018	4	FORD	1FM5K8B86JGC29255	6	0	SV	4 Years and/or 100,000 Miles	49,423	Excellent	8	50.00%	50.0%	Good	BELOW	4	5	4.5	5	Excellent
KD4772	DBCAA	2018	4	FORD	1FM5K8B88JGC29256	6	0	SV	4 Years and/or 100,000 Miles	50,444	Excellent	8	50.00%	50.0%	Good	BELOW	4	4	4	4	Good
KD8008	DBCAA	2019	3	Dodge	1C4RDJAG1KC827620	6	0	SV	4 Years and/or 100,000 Miles	20,029	Excellent	8	37.50%	62.5%	Good	BELOW	4	5	4.5	5	Excellent
KD8751	DBCAA	2019	3	Dodge	1C4RDJAG9KC827624	6	0	SV	4 Years and/or 100,000 Miles	18,708	Excellent	8	37.50%	62.5%	Good	BELOW	4	5	4.5	5	Excellent
KY2027	DBCAA	2021	1	Dodge	1C4RDJAG4MC599504	6	0	SV	4 Years and/or 100,000 Miles	11,165	Excellent	8	12.50%	87.5%	Excellent	BELOW	5	5	5	5	Excellent
KY2028	DBCAA	2021	1	Dodge	1C4RDJAG6MC599505	6	0	SV	4 Years and/or 100,000 Miles	10,508	Excellent	8	12.50%	87.5%	Excellent	BELOW	5	5	5	5	Excellent
KC5774	DBCAA	2016	6	Jeep	1C4PJMAB9GW205567	4	0	SV	4 Years and/or 100,000 Miles	110,993	Good	8	75.00%	25.0%	Adequate	BELOW	3	3	3	3	Adequate
KC7888	DBCAA	2016	6	Jeep	1C4PJMAs9GW354707	4	0	SV	4 Years and/or 100,000 Miles	58,307	Good	8	75.00%	25.0%	Adequate	BELOW	3	4	3.5	4	Good
KD0650	DBCAA	2017	5	Ford	1FM5K8B87HGH06001	6	0	SV	4 Years and/or 100,000 Miles	68,123	Excellent	8	62.50%	37.5%	Adequate	BELOW	3	4	3.5	4	Good
KD4773	DBCAA	2018	4	FORD	1FM5K8B8XJGC29257	6	0	SV	4 Years and/or 100,000 Miles	63,635	Excellent	8	50.00%	50.0%	Good	BELOW	4	4	4	4	Good
KD4774	DBCAA	2018	4	FORD	1FM5K8B81JGC29258	6	0	SV	4 Years and/or 100,000 Miles	71,651	Excellent	8	50.00%	50.0%	Good	BELOW	4	4	4	4	Good
KY1375	DBCAA	2021	1	Dodge	1C4RDJAG9MC544966	6	0	SV	4 Years and/or 100,000 Miles	26,979	Excellent	8	12.50%	87.5%	Excellent	BELOW	5	5	5	5	Excellent
KY1380	DBCAA	2021	1	Dodge	1C4RDJAG6MC602404	6	0	SV	4 Years and/or 100,000 Miles	23,163	Excellent	8	12.50%	87.5%	Excellent	BELOW	5	5	5	5	Excellent
27	HCCAA	2016	6	Jeep	1C4PJMAB6GW246769	4	0	SV	4 Years and/or 100,000 Miles	92,421	GOOD	8	75.00%	25.0%	Adequate	BELOW	3	4	3.5	4	Good
28	HCCAA	2016	6	Jeep	1C4PJMAB2GW246770	4	0	SV	4 Years and/or 100,000 Miles	122,957	GGOD	8	75.00%	25.0%	Adequate	BELOW	3	3	3	3	Adequate
50	HCCAA	2018	4	Ford	1FM5K8B83JGC29259	6	0	SV	4 Years and/or 100,000 Miles	50,283	GOOD	8	50.00%	50.0%	Good	BELOW	4	4	4	4	Good
54	HCCAA	2019	3	FORD	1FM5K8B85KGA96859	6	0	SV	4 Years and/or 100,000 Miles	37,651	GOOD	8	37.50%	62.5%	Good	BELOW	4	5	4.5	5	Excellent

SFY22 SV STATS:	
Overall Condition Rating:	3.9
Rounded Overall Condition:	4
Total Agencies who have Other Passenger Vehicles	17
Total Other Passenger Vehicles	159
# of Vehicles Below ULB	141
# of Vehicles Met or Exceeded ULB	18
% Below ULB	88.68%
% Met or Exceeded ULB	11.32%
# of Vehicles that Met or Exceeded Condition Rating of Adequate	146
# of Vehicles w/ Condition Rating of Marginal or Poor	13
% Met or Exceeded Condition Rating of Adequate	91.82%
% w/ Condition Rating of Marginal or Poor	8.18%

55	HCCAA	2019	3	FORD	1FM5K8B81KGA96860	6	0	SV	4 Years and/or 100,000 Miles	20,282	EXCELLENT	8	37.50%	62.5%	Good	BELOW	4	5	4.5	5	Excellent
2	HCCAA	2004	18	Chevy	1GNDT13X54K161162	4	0	SV	4 Years and/or 100,000 Miles	99,081	POOR	8	225.00%	-125.0%	Poor	MET OR EXCEEDED	1	4	2.5	3	Adequate
36	HCCAA	2017	5	Ford	1FM5K8B82HGD05998	6	0	SV	4 Years and/or 100,000 Miles	90,378	GOOD	8	62.50%	37.5%	Adequate	BELOW	3	4	3.5	4	Good
37	HCCAA	2017	5	Ford	1FM5K8B84HGD05999	6	0	SV	4 Years and/or 100,000 Miles	114,282	GOOD	8	62.50%	37.5%	Adequate	BELOW	3	3	3	3	Adequate
40	HCCAA	2017	5	Ford	1FM5K8B8XHGD17946	6	0	SV	4 Years and/or 100,000 Miles	81,719	GOOD	8	62.50%	37.5%	Adequate	BELOW	3	4	3.5	4	Good
41	HCCAA	2017	5	Ford	1FM5K8B81HGD17947	6	0	SV	4 Years and/or 100,000 Miles	94,092	GOOD	8	62.50%	37.5%	Adequate	BELOW	3	4	3.5	4	Good
64	HCCAA	2020	2	Dodge	1C4RDJAG7LC321470	7	0	SV	4 Years and/or 100,000 Miles	7,582	EXCELLENT	8	25.00%	75.0%	Excellent	BELOW	5	5	5	5	Excellent
65	HCCAA	2020	2	Dodge	1C4RDJAG9LC321471	7	0	SV	4 Years and/or 100,000 Miles	2,354	EXCELLENT	8	25.00%	75.0%	Excellent	BELOW	5	5	5	5	Excellent
73	HCCAA	2021	1	Dodge	1C4RDJAG4MC544728	7	0	SV	4 Years and/or 100,000 Miles	2,549	EXCELLENT	8	12.50%	87.5%	Excellent	BELOW	5	5	5	5	Excellent
74	HCCAA	2021	1	Dodge	1C4RDJAG5MC602409	7	0	SV	4 Years and/or 100,000 Miles	2,074	EXCELLENT	8	12.50%	87.5%	Excellent	BELOW	5	5	5	5	Excellent
914	KRFDC	2010	12	Dodge	1D4PU2GKXAW140824	5	0	SV	4 Years and/or 100,000 Miles	86,782	Good	8	150.00%	-50.0%	Poor	MET OR EXCEEDED	1	4	2.5	3	Adequate
1605	KRFDC	2016	6	Jeep	1C4PJMAB6GW221337	4	0	SV	4 Years and/or 100,000 Miles	47,798	Excellent	8	75.00%	25.0%	Adequate	BELOW	3	5	4	4	Good
1606	KRFDC	2016	6	Jeep	1C4PJMAB2GW227880	4	0	SV	4 Years and/or 100,000 Miles	39,627	Excellent	8	75.00%	25.0%	Adequate	BELOW	3	5	4	4	Good
2101	KRFDC	2021	1	Dodge	1C4RDJAG0MC631896	7	0	SV	4 Years and/or 100,000 Miles	3,538	Excellent	8	12.50%	87.5%	Excellent	BELOW	5	5	5	5	Excellent
2102	KRFDC	2021	1	Dodge	1C4RDJAG2MC631897	7	0	SV	4 Years and/or 100,000 Miles	3,690	Excellent	8	12.50%	87.5%	Excellent	BELOW	5	5	5	5	Excellent
2103	KRFDC	2021	1	Dodge	1C4RDJAG0MC683478	7	0	SV	4 Years and/or 100,000 Miles	2257	Excellent	8	12.50%	87.5%	Excellent	BELOW	5	5	5	5	Excellent
2104	KRFDC	2021	1	Dodge	1C4RDJAG4MC688215	7	0	SV	4 Years and/or 100,000 Miles	21060	Excellent	8	12.50%	87.5%	Excellent	BELOW	5	5	5	5	Excellent
304	LKLP	2016	6	Jeep	1C4PJMAB4GW233079	5	0	SV	4 Years and/or 100,000 Miles	105288	NO	8	75.00%	25.0%	Adequate	BELOW	3	3	3	3	Adequate
309	LKLP	2016	6	Jeep	1C4PJMAB4GW241960	5	0	SV	4 Years and/or 100,000 Miles	101048	NO	8	75.00%	25.0%	Adequate	BELOW	3	3	3	3	Adequate
310	LKLP	2016	6	Jeep	1C4PJMAB6GW241961	5	0	SV	4 Years and/or 100,000 Miles	145779	NO	8	75.00%	25.0%	Adequate	BELOW	3	3	3	3	Adequate
311	LKLP	2016	6	Jeep	1C4PJMAB3GW246676	5	0	SV	4 Years and/or 100,000 Miles	106396	NO	8	75.00%	25.0%	Adequate	BELOW	3	3	3	3	Adequate
325	LKLP	2016	6	Jeep	1C4PJMAB3GW268521	5	0	SV	4 Years and/or 100,000 Miles	78567	NO	8	75.00%	25.0%	Adequate	BELOW	3	4	3.5	4	Good
81	LVCAP	2017	5	FORD	1FM5K8B88HGD06461	7	0	SV	4 Years and/or 100,000 Miles	63299	Good	8	62.50%	37.5%	Adequate	BELOW	3	4	3.5	4	Good
89	LVCAP	2017	5	FORD	1FM5K8B8XHGD06459	7	0	SV	4 Years and/or 100,000 Miles	82005	Good	8	62.50%	37.5%	Adequate	BELOW	3	4	3.5	4	Good
90	LVCAP	2017	5	FORD	1FM5K8B86HGD06460	7	0	SV	4 Years and/or 100,000 Miles	65406	Good	8	62.50%	37.5%	Adequate	BELOW	3	4	3.5	4	Good
12	LVCAP	2021	0	Dodge	1C4RDJAG2MC544792	7	0	SV	4 Years and/or 100,000 Miles	24909	Excellent	8	0.00%	100.0%	Excellent	BELOW	5	5	5	5	Excellent
14	LVCAP	2021	0	Dodge	1C4RDJAG4MC544793	7	0	SV	4 Years and/or 100,000 Miles	13370	Excellent	8	0.00%	100.0%	Excellent	BELOW	5	5	5	5	Excellent
16	LVCAP	2021	0	Dodge	1C4RDJAG2MC572317	7	0	SV	4 Years and/or 100,000 Miles	36826	Excellent	8	0.00%	100.0%	Excellent	BELOW	5	5	5	5	Excellent
18	LVCAP	2021	0	Dodge	1C4RDJAG6MC544794	7	0	SV	4 Years and/or 100,000 Miles	38523	Excellent	8	0.00%	100.0%	Excellent	BELOW	5	5	5	5	Excellent
23	LVCAP	2021	0	Dodge	1C4RDJAG4MC572318	7	0	SV	4 Years and/or 100,000 Miles	17533	Excellent	8	0.00%	100.0%	Excellent	BELOW	5	5	5	5	Excellent
134	LVCAP	2021	0	Dodge	1C4RDJAG8MC544795	7	0	SV	4 Years and/or 100,000 Miles	4838	Excellent	8	0.00%	100.0%	Excellent	BELOW	5	5	5	5	Excellent
46	Murray Calloway Transit Authority	2018	4	FORD	1FM5K8B84HGD06005	6	0	SV	4 Years and/or 100,000 Miles	65,045	Excellent	8	50.00%	50.0%	Good	BELOW	4	4	4	4	Good
47	Murray Calloway Transit Authority	2018	4	FORD	1FM5K8B82HGD06004	6	0	SV	4 Years and/or 100,000 Miles	13,201	Excellent	8	50.00%	50.0%	Good	BELOW	4	5	4.5	5	Excellent
5821	MKCAP	2016	6	Jeep	1C4PJMAB9GW225821	4	0	SV	4 Years and/or 100,000 Miles	120,642	GOOD	8	75.00%	25.0%	Adequate	BELOW	3	3	3	3	Adequate
7944	MKCAP	2017	5	Ford	1FM5K8B86HGD17944	6	0	SV	4 Years and/or 100,000 Miles	108,957	GOOD	8	62.50%	37.5%	Adequate	BELOW	3	3	3	3	Adequate
7945	MKCAP	2017	5	Ford	1FM5K8B86HGD17945	6	0	SV	4 Years and/or 100,000 Miles	105,607	GOOD	8	62.50%	37.5%	Adequate	BELOW	3	3	3	3	Adequate
7626	MKCAP	2019	3	Dodge	1C4RDJAG4KC827626	5	0	SV	4 Years and/or 100,000 Miles	31,155	GOOD	8	37.50%	62.5%	Good	BELOW	4	5	4.5	5	Excellent
7627	MKCAP	2019	3	Dodge	1C4RDJAG4KC827627	5	0	SV	4 Years and/or 100,000 Miles	21,666	GOOD	8	37.50%	62.5%	Good	BELOW	4	5	4.5	5	Excellent
4930	MKCAP	2021	1	Dodge	1C4RDJAGXMC544930	5	0	SV	4 Years and/or 100,000 Miles	14999	Excellent	8	12.50%	87.5%	Excellent	BELOW	5	5	5	5	Excellent
4931	MKCAP	2021	1	Dodge	1C4RDJAG1MC544931	5	0	SV	4 Years and/or 100,000 Miles	9945	Excellent	8	12.50%	87.5%	Excellent	BELOW	5	5	5	5	Excellent
118	NKCAA	2019	1	Ford	1FM5K8B83KGA96861	6	0	SV	4 Years and/or 100,000 miles	60602	excellent	8	12.50%	87.5%	Excellent	BELOW	5	4	4.5	5	Excellent
129	NKCAA	2021		Dodge	1C4RDJAG5MC579830	6	0	SV	4 Years and/or 100,000 miles	9790	excellent	8	0.00%	100.0%	Excellent	BELOW	5	5	5	5	Excellent
130	NKCAA	2021		Dodge	1C4RDJAG8MC544733	6	0	SV	4 Years and/or 100,000 miles	5526	excellent	8	0.00%	100.0%	Excellent	BELOW	5	5	5	5	Excellent
131	NKCAA	2021		Dodge	1C4RDJAG6MC544732	6	0	SV	4 Years and/or 100,000 miles	4260	excellent	8	0.00%	100.0%	Excellent	BELOW	5	5	5	5	Excellent
132	NKCAA	2021		Dodge	1C4RDJAG7MC579831	6	0	SV	4 Years and/or 100,000 miles	2606	excellent	8	0.00%	100.0%	Excellent	BELOW	5	5	5	5	Excellent
17205	PATS	2017	5	FORD	1FM5K8B8XHGD24928	5	0	SV	4 years and/or 100,000 miles	43,638	excellent	8	62.50%	37.5%	Adequate	BELOW	3	5	4	4	Good
17206	PATS	2017	5	FORD	1FM5K8B81HGD24929	5	0	SV	4 years and/or 100,000 miles	44,425	excellent	8	62.50%	37.5%	Adequate	BELOW	3	5	4	4	Good
17207	PATS	2017	5	FORD	1FM5K8B88HGD24930	5	0	SV	4 years and/or 100,000 miles	40,312	excellent	8	62.50%	37.5%	Adequate	BELOW	3	5	4	4	Good
17208	PATS	2017	5	FORD	1FM5K8B8XHGD24931	5	0	SV	4 years and/or 100,000 miles	38,492	excellent	8	62.50%	37.5%	Adequate	BELOW	3	5	4	4	Good
17209	PATS	2017	5	FORD	1FM5K8B81HGD24932	5	0	SV	4 years and/or 100,000 miles	35,334	excellent	8	62.50%	37.5%	Adequate	BELOW	3	5	4	4	Good
17210	PATS	2017	5	FORD	1FM5K8B83HGD24933	5	0	SV	4 years and/or 100,000 miles	26,521	excellent	8	62.50%	37.5%	Adequate	BELOW	3	5	4	4	Good
17211	PATS	2017	5	FORD	1FM5K8B85HGD24934	5	0	SV	4 years and/or 100,000 miles	23,824	excellent	8	62.50%	37.5%	Adequate	BELOW	3	5	4	4	Good
17212	PATS	2017	5	FORD	1FM5K8B87HGD24935	5	0	SV	4 years and/or 100,000 miles	58,246	excellent	8	62.50%	37.5%	Adequate	BELOW	3	4	3.5	4	Good
17213	PATS	2017	5	FORD	1FM5K8B89HGD24936	5	0	SV	4 years and/or 100,000 miles	13,898	excellent	8	62.50%	37.5%	Adequate	BELOW	3	5	4	4	Good
38	PACS Transportation	2009	13	Dodge	1D8HB38P0F715419	5	0	SV	4 Years and/or 100,000 Miles	96,555	Good	8	162.50%	-62.5%	Poor	MET OR EXCEEDED	1	4	2.5	3	Adequate
74	PACS Transportation	2009	13	Dodge	1D8HB38P99F715418	5	0	SV	4 Years and/or 100,000 Miles	113,198	Good	8	162.50%	-62.5%	Poor	MET OR EXCEEDED	1	3	2	2	Marginal
76	PACS Transportation	2009	13	Dodge	1D8HB38P79F715420	5	0	SV	4 Years and/or 100,000 Miles	155,631	Good	8	162.50%	-62.5%	Poor	MET OR EXCEEDED	1	2	1.5	2	Marginal
77	PACS Transportation	2009	13	Dodge	1D8GU28K59W531713	5	0	SV	4 Years and/or 100,000 Miles	185,746	Good	8	162.50%	-62.5%	Poor	MET OR EXCEEDED	1	2	1.5	2	Marginal
79	PACS Transportation	2009	13	Dodge	1D8GU28K19W531711	5	0	SV	4 Years and/or 100,000 Miles	218,708	Good	8	162.50%	-62.5%	Poor	MET OR EXCEEDED	1	1	1	1	Poor
81	PACS Transportation	2009	13	Dodge	1D8GU28K79W531714	5	0	SV	4 Years and/or 100,000 Miles	171,783	Good	8	162.50%	-62.5%	Poor	MET OR EXCEEDED	1	2	1.5	2	Marginal
82	PACS Transportation	2009	13	Dodge	1D8GU28K69W540713	5	0	SV	4 Years and/or 100,000 Miles	157,053	Good	8	162.50%	-62.5%	Poor	MET OR EXCEEDED	1	2	1.5	2	Marginal
150	PACS Transportation	2009	13	Jeep	1J8HR48P19C531634	5	0	SV	4 Years and/or 100,000 Miles	101,893	Good	8	162.50%	-62.5%	Poor	MET OR EXCEEDED	1	3	2	2	Marginal
152	PACS Transportation	2009	13	Dodge	1D8HB38P99F715290	5	0	SV	4 Years and/or 100,000 Miles	96,709	Good	8	162.50%	-62.5%	Poor	MET OR EXCEEDED	1	4	2.5	3	Adequate
408	PACS Transportation	2021	1	Dodge	1C4RDJAG7MC611452	6	0	SV	4 Years and/or 100,000 Miles	13,420	Excellent	8	12.50%	87.5%	Excellent	BELOW	5	5	5	5	Excellent
409	PACS Transportation	2021	1	Dodge	1C4RDJAG9MC611453	6	0	SV	4 Years and/or 100,000 Miles	10,898	Excellent	8	12.50%	87.5%	Excellent	BELOW	5	5	5	5	Excellent
212	RTEC	2002	20	Chevy	1GNDT13W22K186749	5	0	SV	4 Years and/or 100,000 Miles	92680	Poor	8	250.00%	-150.0%	Poor	MET OR EXCEEDED	1	4	2.5	3	Adequate
911	RTEC	2008	14	Dodge	1D8HB38N08F156399	5	0	SV	4 Years and/or 100,000 Miles	70903	Good	8	175.00%	-75.0%	Poor	MET OR EXCEEDED	1	4	2.5	3	Adequate
1520	RTEC	2015	7	Jeep	1C4PJMAB7FW741416	5	0	SV	4 Years and/or 100,000 Miles	21686	Good	8	87.50%	12.5%	Marginal	BELOW	2	5	3.5	4	Good
1521	RTEC	2015	7	Jeep	1C4PJMAB9FW741417	5	0	SV	4 Years and/or 100,000 Miles	10824	Good	8	87.50%	12.5%	Marginal	BELOW	2	5	3.5	4	Good
365	SVTS	2010	12	Ford	1FMCU5K35AKA00941	5	0	SV	4 Years and/or 100,000 Miles	167399	Good	8	150.00%	-50.0%	Poor	MET OR EXCEEDED	1	2	1.5	2	Marginal
369	SVTS	2011	11	Ford	1FMCU9DG2BKB74054	5	0	SV	4 Years and/or 100,000 Miles	168848	Good	8	137.50%	-37.5%	Poor	MET OR EXCEEDED	1	2	1.5	2	Marginal
418	SVTS	2016	6	Jeep	1C4PJMAB1GW239096	5	0	SV	4 Years and/or 100,000 Miles	68346	Excellent	8	75.00%	25.0%	Adequate	BELOW	3	4	3.5	4	Good
419	SVTS	2016	6	Jeep	1C4PJMAB3GW239097	5	0	SV	4 Years and/or 100,000 Miles	71320	Excellent	8	75.00%	25.0%	Adequate	BELOW	3	4	3.5	4	Good
435	SVTS	2017	5	Ford	1FM5K8B89HGD05996	6	0	SV	4 Years and/or 100,000 Miles	51281	Excellent	8	62.50%	37.5%	Adequate	BELOW	3	4	3.5	4	Good
436	SVTS	2017	5	Ford	1FM5K8B80HGD05997	6	0	SV	4 Years and/or 100,000 Miles	61163	Excellent	8	62.50%	37.5%	Adequate	BELOW	3	4	3.5	4	Good

437	SVTS	2017	5	Ford	1FM5K8B85HGD17949	6	0	SV	4 Years and/or 100,000 Miles	47229	Excellent	8	62.50%	37.5%	Adequate	BELOW	3	5	4	4	Good
474	SVTS	2020	2	Dodge	1C4RDJAG0LC319088	7	0	SV	4 Years and/or 100,000 Miles	13140	Excellent	8	25.00%	75.0%	Excellent	BELOW	5	5	5	5	Excellent
475	SVTS	2020	2	Dodge	1C4RDJAG2LC319089	7	0	SV	4 Years and/or 100,000 Miles	12759	Excellent	8	25.00%	75.0%	Excellent	BELOW	5	5	5	5	Excellent
476	SVTS	2020	2	Dodge	1C4RDJAG5LC339580	7	0	SV	4 Years and/or 100,000 Miles	60,978	Excellent	8	25.00%	75.0%	Excellent	BELOW	5	4	4.5	5	Excellent
477	SVTS	2020	2	Dodge	1C4RDJAG6LC405764	7	0	SV	4 Years and/or 100,000 Miles	20,173	Excellent	8	25.00%	75.0%	Excellent	BELOW	5	5	5	5	Excellent
481	SVTS	2021	1	Dodge	1C4RDJAGXMC544720	7	2	SV	4 Years and/or 100,000 Miles	27,516	Excellent	8	12.50%	87.5%	Excellent	BELOW	5	5	5	5	Excellent
86	FCTA	2019	3	Dodge	1C4RDJAG2KC827609	6	0	SV	4 Years and/or 100,000 Miles	39,711	EXCELLENT	8	37.50%	62.5%	Good	BELOW	4	5	4.5	5	Excellent
87	FCTA	2019	3	Dodge	1C4RDJAG9KC827610	6	0	SV	4 Years and/or 100,000 Miles	26,216	EXCELLENT	8	37.50%	62.5%	Good	BELOW	4	5	4.5	5	Excellent
88	FCTA	2019	3	Dodge	1C4RDJAG0KC827611	6	0	SV	4 Years and/or 100,000 Miles	31,062	EXCELLENT	8	37.50%	62.5%	Good	BELOW	4	5	4.5	5	Excellent
89	FCTA	2019	3	Dodge	1C4RDJAG2KC827612	6	0	SV	4 Years and/or 100,000 Miles	36,609	EXCELLENT	8	37.50%	62.5%	Good	BELOW	4	5	4.5	5	Excellent
91	FCTA	2019	3	Dodge	1C4RDJAG8KC827615	6	1	SV	4 Years and/or 100,000 Miles	19,176	EXCELLENT	8	37.50%	62.5%	Good	BELOW	4	5	4.5	5	Excellent
99	FCTA	2020	2	Dodge	1C4RDJAG4LC321474	6	0	SV	4 Years and/or 100,000 Miles	156	EXCELLENT	8	25.00%	75.0%	Excellent	BELOW	5	5	5	5	Excellent
100	FCTA	2020	2	Dodge	1C4RDJAG6LC321475	6	0	SV	4 Years and/or 100,000 Miles	5,556	EXCELLENT	8	25.00%	75.0%	Excellent	BELOW	5	5	5	5	Excellent
#07	Owen Co. Fiscal Court	2017	5	Ford	1FM5K8B7HGD05995	6	0	SV	4 Years and/or 100,000 Miles	70,724	GOOD	8	62.50%	37.5%	Adequate	BELOW	3	4	3.5	4	Good
#08	Owen Co. Fiscal Court	2017	5	Ford	1FM5K8B2H6D17942	6	0	SV	4 Years and/or 100,000 Miles	73,438	GOOD	8	62.50%	37.5%	Adequate	BELOW	3	4	3.5	4	Good

APPENDIX A:
ASSET INVENTORY AND CONDITION DATA

UNIT#	Name of AGENCY / Title Holder / Lead Agency	YR	Age	MAKE	VIN NUMBER	Maximum Passenger Capacity Including Wheel Chair Positions (NOT Including Driver)	Maximum Wheel Chair Capacity	Vehicle TYPE (AO-Automobile; BU-Bus; CU-Cutaway; MV-Minivan; SV-Sports Utility; VN-Van; OT-Other)	Useful Life (See Current FTA - Office of Transportation Delivery State Management Plan)	Current Mileage	TAM ULB Benchmark	% ULB Life Used	%ULB Remaining	TAM Rating Description	TAM ULB STATUS	TAM ULB Age Rating	Condition Rating Based Upon Mileage Useful Life	Overall Condition Rating Per Vehicle and Type	Overall Condition Rating Rounded	Overall Condition Rating Description
110	AACS/GRITS	2007	15	Ford	1FDWE35S87DB21574	14	2	CU	4 years and/or 100,000 miles	134619	10	1.5	-0.5	Poor	MET OR EXCEEDED	1	3	2	2	Marginal
159	AACS/GRITS	2009	13	Ford	1FDFE45LX9DA75313	14	2	CU	7 years and/or 200,000 miles	117321	10	1.3	-0.3	Poor	MET OR EXCEEDED	1	4	2.5	3	Adequate
161	AACS/GRITS	2009	13	Ford	1FDFE45L39DA75315	14	2	CU	7 years and/or 200,000 miles	135858	10	1.3	-0.3	Poor	MET OR EXCEEDED	1	4	2.5	3	Adequate
165	AACS/GRITS	2009	13	Ford	1FDFE45L09DA75319	14	2	CU	7 years and/or 200,000 miles	116720	10	1.3	-0.3	Poor	MET OR EXCEEDED	1	4	2.5	3	Adequate
168	AACS/GRITS	2010	12	FORD	1FDEE3FS5ADA55633	14	2	CU	7 years and/or 200,000 miles	136570	10	1.2	-0.2	Poor	MET OR EXCEEDED	1	4	2.5	3	Adequate
172	AACS/GRITS	2010	12	Ford	1FDFE4FS9ADA58707	13	3	CU	4 years and/or 100,000 miles	82893	10	1.2	-0.2	Poor	MET OR EXCEEDED	1	4	2.5	3	Adequate
174	AACS/GRITS	2010	12	Ford	1FDFE4FS2ADA58709	13	3	CU	4 years and/or 100,000 miles	82893	10	1.2	-0.2	Poor	MET OR EXCEEDED	1	4	2.5	3	Adequate
207	AACS/GRITS	2013	9	Ford	1FDFE4FS4DDB00222	11	4	CU	4 years and/or 100,000 miles	160339	10	0.9	0.1	Marginal	BELOW	2	2	2	2	Marginal
208	AACS/GRITS	2013	9	Ford	1FDFE4FS3DDB00227	11	4	CU	4 years and/or 100,000 miles	155964	10	0.9	0.1	Marginal	BELOW	2	2	2	2	Marginal
209	AACS/GRITS	2013	9	Ford	1FDFE4FS0DDB00234	11	4	CU	4 years and/or 100,000 miles	241286	10	0.9	0.1	Marginal	BELOW	2	1	1.5	2	Marginal
215	AACS/GRITS	2014	8	Ford	1FDEE3FL5EDA18256	7	2	CU	4 years and/or 100,000 miles	216309	10	0.8	0.2	Marginal	BELOW	2	1	1.5	2	Marginal
220	AACS/GRITS	2015	7	Ford	1FDFE4FS3FDA00776	14	4	CU	4 years and/or 100,000 miles	206386	10	0.7	0.3	Adequate	BELOW	3	1	2	2	Marginal
221	AACS/GRITS	2015	7	Ford	1FDFE4FS3FDA00793	14	4	CU	4 years and/or 100,000 miles	158862	10	0.7	0.3	Adequate	BELOW	3	2	2.5	3	Adequate
222	AACS/GRITS	2015	7	Ford	1FDFE4FS1FDA03255	14	4	CU	4 years and/or 100,000 miles	118753	10	0.7	0.3	Adequate	BELOW	3	3	3	3	Adequate
223	AACS/GRITS	2016	6	Ford	1FDGF5GY6GEA40341	22	2	CU	7 years and/or 200,000 miles	78239	10	0.6	0.4	Adequate	BELOW	3	5	4	4	Good
225	AACS/GRITS	2016	6	Starcraft	1FDFE4FS4GDC50495	14	2	CU	4 years and/or 100,000 miles	118473	10	0.6	0.4	Adequate	BELOW	3	3	3	3	Adequate
226	AACS/GRITS	2016	6	Starcraft	1FDFE4FS6GDC50496	14	4	CU	4 years and/or 100,000 miles	161540	10	0.6	0.4	Adequate	BELOW	3	2	2.5	3	Adequate
227	AACS/GRITS	2016	6	Starcraft	1FDFE4FS4GDC50512	14	4	CU	4 years and/or 100,000 miles	79471	10	0.6	0.4	Adequate	BELOW	3	4	3.5	4	Good
229	AACS/GRITS	2017	5	Starcraft	1FDFE4FS7HDC06752	14	4	CU	4 years and/or 100,000 miles	91433	10	0.5	0.5	Good	BELOW	4	4	4	4	Good
238	AACS/GRITS	2014	8	Ford	1FDGF4HTXEEB08327	16	0	CU	4 years and/or 100,000 miles	28366	10	0.8	0.2	Marginal	BELOW	2	5	3.5	4	Good
239	AACS/GRITS	2017	5	Ford	1FDAF5HY6HEB38114	20	2	CU	4 years and/or 100,000 miles	18126	10	0.5	0.5	Good	BELOW	4	5	4.5	5	Excellent
240	AACS/GRITS	2018	4	Ford	1FDFE4FSXJDC17394	12	2	CU	4 years and/or 100,000 miles	108825	10	0.4	0.6	Good	BELOW	4	3	3.5	4	Good
241	AACS/GRITS	2018	4	Ford	1FDFE4FS8JDC17393	12	2	CU	4 years and/or 100,000 miles	47830	10	0.4	0.6	Good	BELOW	4	5	4.5	5	Excellent
242	AACS/GRITS	2018	4	Ford	1FDFE4FS0JDC28131	12	2	CU	4 years and/or 100,000 miles	64903	10	0.4	0.6	Good	BELOW	4	4	4	4	Good
257	AACS/GRITS	2019	3	Startrans	1FDEE3FS0KDC35832	12	2	CU	4 years and/or 100,000 miles	43296	10	0.3	0.7	Good	BELOW	4	5	4.5	5	Excellent
258	AACS/GRITS	2019	3	Startrans	1FDEE3FS2KDC35833	12	2	CU	4 years and/or 100,000 miles	48389	10	0.3	0.7	Good	BELOW	4	5	4.5	5	Excellent
259	AACS/GRITS	2019	3	Startrans	1FDEE3FS4KDC35834	12	2	CU	4 years and/or 100,000 miles	108326	10	0.3	0.7	Good	BELOW	4	3	3.5	4	Good
260	AACS/GRITS	2019	3	Startrans	1FDEE3FSXKDC35837	12	2	CU	4 years and/or 100,000 miles	111836	10	0.3	0.7	Good	BELOW	4	3	3.5	4	Good
261	AACS/GRITS	2019	3	Startrans	1FDEE3FS1KDC35838	12	2	CU	4 years and/or 100,000 miles	85496	10	0.3	0.7	Good	BELOW	4	4	4	4	Good
262	AACS/GRITS	2019	3	Startrans	1FDEE3FS3KDC35839	12	2	CU	4 years and/or 100,000 miles	52417	10	0.3	0.7	Good	BELOW	4	4	4	4	Good
263	AACS/GRITS	2019	3	Startrans	1FDEE3FSXKDC35840	12	2	CU	4 years and/or 100,000 miles	137585	10	0.3	0.7	Good	BELOW	4	3	3.5	4	Good
264	AACS/GRITS	2019	3	Startrans	1FDEE3FS1KDC35841	12	2	CU	4 years and/or 100,000 miles	57610	10	0.3	0.7	Good	BELOW	4	4	4	4	Good
265	AACS/GRITS	2019	3	Startrans	1FDEE3FS6KDC35835	12	2	CU	4 years and/or 100,000 miles	37349	10	0.3	0.7	Good	BELOW	4	5	4.5	5	Excellent
266	AACS/GRITS	2019	3	Startrans	1FDEE3FS1KDC39100	12	2	CU	4 years and/or 100,000 miles	42085	10	0.3	0.7	Good	BELOW	4	5	4.5	5	Excellent
267	AACS/GRITS	2019	3	Startrans	1FDEE3FS3KDC39101	12	2	CU	4 years and/or 100,000 miles	43117	10	0.3	0.7	Good	BELOW	4	5	4.5	5	Excellent
281	AACS/GRITS	2019	3	Ford	1FDEE3FS9KDC61295	6	4	CU	4 years and/or 100,000 miles	27215	10	0.3	0.7	Good	BELOW	4	5	4.5	5	Excellent
282	AACS/GRITS	2019	3	Ford	1FDEE3FS2KDC61297	6	4	CU	4 years and/or 100,000 miles	24910	10	0.3	0.7	Good	BELOW	4	5	4.5	5	Excellent
283	AACS/GRITS	2019	3	Ford	1FDEE3FS4KDC61298	6	4	CU	4 years and/or 100,000 miles	32581	10	0.3	0.7	Good	BELOW	4	5	4.5	5	Excellent
284	AACS/GRITS	2019	3	Ford	1FDEE3FS6KDC61299	6	4	CU	4 years and/or 100,000 miles	35525	10	0.3	0.7	Good	BELOW	4	5	4.5	5	Excellent
285	AACS/GRITS	2019	3	Ford	1FDEE3FS9KDC61300	6	4	CU	4 years and/or 100,000 miles	29598	10	0.3	0.7	Good	BELOW	4	5	4.5	5	Excellent
286	AACS/GRITS	2019	3	Ford	1FDEE3FS2KDC61302	6	4	CU	4 years and/or 100,000 miles	28369	10	0.3	0.7	Good	BELOW	4	5	4.5	5	Excellent
287	AACS/GRITS	2019	3	Ford	1FDEE3FS4KDC61303	6	4	CU	4 years and/or 100,000 miles	41226	10	0.3	0.7	Good	BELOW	4	5	4.5	5	Excellent
288	AACS/GRITS	2019	3	Ford	1FDEE3FS8KDC75446	6	4	CU	4 years and/or 100,000 miles	37720	10	0.3	0.7	Good	BELOW	4	5	4.5	5	Excellent
289	AACS/GRITS	2021	1	Ford	1FDEE3FN0MDC40798	12	2	CU	4 years and/or 100,000 miles	16780	10	0.1	0.9	Excellent	BELOW	5	5	5	5	Excellent
290	AACS/GRITS	2021	1	Ford	1FDEE3FN9MDC40797	12	2	CU	4 years and/or 100,000 miles	15982	10	0.1	0.9	Excellent	BELOW	5	5	5	5	Excellent
291	AACS/GRITS	2021	1	Ford	1FDEE3FN5MDC40795	12	2	CU	4 years and/or 100,000 miles	15565	10	0.1	0.9	Excellent	BELOW	5	5	5	5	Excellent
292	AACS/GRITS	2021	1	Ford	1FDEE3FN6MDC40806	12	2	CU	4 years and/or 100,000 miles	20905	10	0.1	0.9	Excellent	BELOW	5	5	5	5	Excellent
293	AACS/GRITS	2021	1	Ford	1FDEE3FN7MDC40796	12	2	CU	4 years and/or 100,000 miles	34253	10	0.1	0.9	Excellent	BELOW	5	5	5	5	Excellent
294	AACS/GRITS	2022	0	Ford	1FDEE3FN0NDC13120	12	2	CU	4 years and/or 100,000 miles	14762	10	0	1	Excellent	BELOW	5	5	5	5	Excellent
295	AACS/GRITS	2022	0	Ford	1FDEE3FN2NDC13121	12	2	CU	4 years and/or 100,000 miles	13130	10	0	1	Excellent	BELOW	5	5	5	5	Excellent
296	AACS/GRITS	2022	0	Ford	1FDEE3FN6NDC13123	12	2	CU	4 years and/or 100,000 miles	16052	10	0	1	Excellent	BELOW	5	5	5	5	Excellent
297	AACS/GRITS	2022	0	Ford	1FDEE3FN1NDC14132	12	2	CU	4 years and/or 100,000 miles	13176	10	0	1	Excellent	BELOW	5	5	5	5	Excellent
298	AACS/GRITS	2022	0	Ford	1FDEE3FN3NDC14133	12	2	CU	4 years and/or 100,000 miles	16170	10	0	1	Excellent	BELOW	5	5	5	5	Excellent
107	BGCAP	2009	13	Ford Elkhart Coach	1FDEE35S59DA42068	14	2	CU	4 Years and/or 100,000 Miles	295961	10	1.3	-0.3	Poor	MET OR EXCEEDED	1	1	1	1	Poor
134	BGCAP	2013	9	Ford Starcraft	1FDEE3FS8DDA20735	14	3	CU	4 Years and/or 100,000 Miles	242697	10	0.9	0.1	Marginal	BELOW	2	1	1.5	2	Marginal
136	BGCAP	2013	9	Ford Starcraft	1FDEE3FS1DDA20740	14	3	CU	4 Years and/or 100,000 Miles	227175	10	0.9	0.1	Marginal	BELOW	2	1	1.5	2	Marginal
137	BGCAP	2013	9	Ford Starcraft	1FDEE3FS8DDA20752	14	3	CU	4 Years and/or 100,000 Miles	256096	10	0.9	0.1	Marginal	BELOW	2	1	1.5	2	Marginal
141	BGCAP	2014	8	Ford Starcraft	1FDEE3FS4EDA05845	14	3	CU	4 Years and/or 100,000 Miles	206081	10	0.8	0.2	Marginal	BELOW	2	1	1.5	2	Marginal
142	BGCAP	2014	8	Ford Starcraft	1FDEE3FSXEDA05851	14	2	CU	4 Years and/or 100,000 Miles	246270	10	0.8	0.2	Marginal	BELOW	2	1	1.5	2	Marginal
143	BGCAP	2014	8	Ford Starcraft	1FDEE3FS8EDA05847	14	2	CU	4 Years and/or 100,000 Miles	240681	10	0.8	0.2	Marginal	BELOW	2	1	1.5	2	Marginal
144	BGCAP	2014	8	Ford Starcraft	1FDEE3FS0EDA05857	14	2	CU	4 Years and/or 100,000 Miles	244269	10	0.8	0.2	Marginal	BELOW	2	1	1.5	2	Marginal
145	BGCAP	2014	8	Ford Starcraft	1FDEE3FS1EDA05849	14	2	CU	4 Years and/or 100,000 Miles	240591	10	0.8	0.2	Marginal	BELOW	2	1	1.5	2	Marginal
146	BGCAP	2014	8	Ford Starcraft	1FDEE3FS0EDA05860	14	2	CU	4 Years and/or 100,000 Miles	193580	10	0.8	0.2	Marginal	BELOW	2	2	2	2	Marginal
150	BGCAP	2015	7	Ford Starcraft	1FDEE4FS2FDA03206	14	2	CU	4 Years and/or 100,000 Miles	217635	10	0.7	0.3	Adequate	BELOW	3	1	2	2	Marginal
151	BGCAP	2015	7	Ford Starcraft	1FDEE3FS5FDA03202	14	2	CU	4 Years and/or 100,000 Miles	172821	10	0.7	0.3	Adequate	BELOW	3	2	2.5	3	Adequate
152	BGCAP	2015	7	Ford Starcraft	1FDEE3FS4FDA03207	14	2	CU	4 Years and/or 100,000 Miles	168517	10	0.7	0.3	Adequate	BELOW	3	2	2.5	3	Adequate
153	BGCAP	2015	7	Ford Starcraft	1FDEE3FS7FDA03198	14	2	CU	4 Years and/or 100,000 Miles	212161	10	0.7	0.3	Adequate	BELOW	3	1	2	2	Marginal
154	BGCAP	2015	7	Ford Starcraft	1FDEE3FS8FDA03193	14	2	CU	4 Years and/or 100,000 Miles	196165	10	0.7	0.3	Adequate	BELOW	3	2	2.5	3	Adequate
155	BGCAP	2015	7	Ford Starcraft	1FDEE3FS3FDA03201	14	2	CU	4 Years and/or 100,000 Miles	187655	10	0.7	0.3	Adequate	BELOW	3	2	2.5	3	Adequate
156	BGCAP	2016	6	Ford Starcraft	1FDEE3FS1GDC03706	14	2	CU	4 Years and/or 100,000 Miles	177604	10	0.6	0.4	Adequate	BELOW	3	2	2.5	3	Adequate
157	BGCAP	2016	6	Ford Starcraft	1FDEE3FS3GDC03707	14	2	CU	4 Years and/or 100,000 Miles	178260	10	0.6	0.4	Adequate	BELOW	3	2	2.5	3	Adequate
158	BGCAP	2016	6	Ford Starcraft	1FDEE3FS2GDC03746	14	3	CU	4 Years and/or 100,000 Miles	176645	10	0.6	0.4	Adequate	BELOW	3	2	2.5	3	Adequate
160	BGCAP	2016	6	Ford Starcraft	1FDEE3FSXGDC23520	14	3	CU	4 Years and/or 100,000 Miles	139761	10	0.6	0.4	Adequate	BELOW	3	3	3	3	Adequate
161	BGCAP	2016	6	Ford Starcraft	1FDEE3FSGDC22709	14	3	CU	4 Years and/or 100,000 Miles	166688	10	0.6	0.4	Adequate	BELOW	3	2	2.5	3	Adequate
162	BGCAP	2016	6	Ford Starcraft	1FDEE3FS4GDC22704	14	3	CU	4 Years and/or 100,000 Miles	182047	10	0.6	0.4	Adequate	BELOW	3	2	2.5	3	Adequate
163	BGCAP	2016	6	Ford Starcraft	1FDEE3FSXGDC23517	14	3	CU	4 Years and/or 100,000 Miles	175862	10	0.6	0.4	Adequate	BELOW	3	2	2.5	3	Adequate
164	BGCAP	2016	6	Ford Starcraft	1FDEE3FS0GDC23512	14	3	CU	4 Years and/or 100,000 Miles	180332	10	0.6	0.4	Adequate	BELOW	3	2	2.5	3	Adequate

SFY22 CU STATS:	
Overall Condition Rating:	3.6
Rounded Overall Condition:	4
Total Agencies who have Other Passenger Vehicles	24
Total Other Passenger Vehicles	646
# of Vehicles Below ULB	610
# of Vehicles Met or Exceeded ULB	36
% Below ULB	94.43%
% Met or Exceeded ULB	5.57%
# of Vehicles that Met or Exceeded Condition Rating of Adequate	581
# of Vehicles w/ Condition Rating of Marginal or Poor	65
% Met or Exceeded Condition Rating of Adequate	89.94%
% w/ Condition Rating of Marginal or Poor	10.06%

165	BGCAP	2016	6	Ford Starcraft	1FDEE3FS4GDC23514	14	3	CU	4 Years and/or 100,000 Miles	156206	10	0.6	0.4	Adequate	BELOW	3	2	2.5	3	Adequate
166	BGCAP	2016	6	Ford Starcraft	1FDEE3FS3GDC23519	14	3	CU	4 Years and/or 100,000 Miles	191672	10	0.6	0.4	Adequate	BELOW	3	2	2.5	3	Adequate
168	BGCAP	2016	6	Ford Starcraft	1FDEE3FS7GDC33325	14	3	CU	4 Years and/or 100,000 Miles	167173	10	0.6	0.4	Adequate	BELOW	3	2	2.5	3	Adequate
170	BGCAP	2017	5	Ford Starcraft	1FDEE3FS6HDC01337	14	3	CU	4 Years and/or 100,000 Miles	143056	10	0.5	0.5	Good	BELOW	4	3	3.5	4	Good
171	BGCAP	2017	5	Ford Starcraft	1FDEE3FSXHDC01339	14	3	CU	4 Years and/or 100,000 Miles	154052	10	0.5	0.5	Good	BELOW	4	2	3	3	Adequate
172	BGCAP	2017	5	Ford Starcraft	1FDEE3FS1HDC01343	14	3	CU	4 Years and/or 100,000 Miles	154540	10	0.5	0.5	Good	BELOW	4	2	3	3	Adequate
173	BGCAP	2017	5	Ford Starcraft	1FDEE3FS0HDC01348	14	3	CU	4 Years and/or 100,000 Miles	162431	10	0.5	0.5	Good	BELOW	4	2	3	3	Adequate
174	BGCAP	2017	5	Ford Starcraft	1FDEE3FS2HDC01349	14	3	CU	4 Years and/or 100,000 Miles	143942	10	0.5	0.5	Good	BELOW	4	3	3.5	4	Good
175	BGCAP	2017	5	Ford Starcraft	1FDEE3FS4HDC01353	14	3	CU	4 Years and/or 100,000 Miles	150590	10	0.5	0.5	Good	BELOW	4	2	3	3	Adequate
176	BGCAP	2017	5	Ford Starcraft	1FDEE3FS0HDC01334	14	3	CU	4 Years and/or 100,000 Miles	151310	10	0.5	0.5	Good	BELOW	4	2	3	3	Adequate
183	BGCAP	2018	4	Ford StarTrans	1FDEE3FS5JDC06602	14	3	CU	4 Years and/or 100,000 Miles	115961	10	0.4	0.6	Good	BELOW	4	3	3.5	4	Good
184	BGCAP	2018	4	Ford StarTrans	1FDEE3FS1JDC16527	14	3	CU	4 Years and/or 100,000 Miles	99176	10	0.4	0.6	Good	BELOW	4	4	4	4	Good
1177	BGCAP	2017	5	Ford StarTrans	1FDEE3FS9HDC57465	14	3	CU	4 Years and/or 100,000 Miles	163796	10	0.5	0.5	Good	BELOW	4	2	3	3	Adequate
1178	BGCAP	2017	5	Ford StarTrans	1FDEE3FS3HDC55825	14	3	CU	4 Years and/or 100,000 Miles	150719	10	0.5	0.5	Good	BELOW	4	2	3	3	Adequate
1179	BGCAP	2017	5	Ford StarTrans	1FDEE3FS4HDC57471	14	3	CU	4 Years and/or 100,000 Miles	169133	10	0.5	0.5	Good	BELOW	4	2	3	3	Adequate
1180	BGCAP	2017	5	Ford StarTrans	1FDEE3FS7HDC55830	14	3	CU	4 Years and/or 100,000 Miles	133565	10	0.5	0.5	Good	BELOW	4	3	3.5	4	Good
1181	BGCAP	2017	5	Ford StarTrans	1FDEE3FS5HDC57477	14	3	CU	4 Years and/or 100,000 Miles	149950	10	0.5	0.5	Good	BELOW	4	3	3.5	4	Good
1182	BGCAP	2017	5	Ford StarTrans	1FDEE3FS7HDC57478	14	3	CU	4 Years and/or 100,000 Miles	182380	10	0.5	0.5	Good	BELOW	4	2	3	3	Adequate
1183	BGCAP	2017	5	Ford StarTrans	1FDEE3FS7HDC57464	14	3	CU	4 Years and/or 100,000 Miles	122092	10	0.5	0.5	Good	BELOW	4	3	3.5	4	Good
1184	BGCAP	2017	5	Ford StarTrans	1FDEE3FS0HDC57466	14	3	CU	4 Years and/or 100,000 Miles	152110	10	0.5	0.5	Good	BELOW	4	2	3	3	Adequate
1185	BGCAP	2017	5	Ford StarTrans	1FDEE3FS8HDC57473	14	3	CU	4 Years and/or 100,000 Miles	92749	10	0.5	0.5	Good	BELOW	4	4	4	4	Good
1186	BGCAP	2017	5	Ford StarTrans	1FDEE3FS2HDC57467	14	3	CU	4 Years and/or 100,000 Miles	133770	10	0.5	0.5	Good	BELOW	4	3	3.5	4	Good
1187	BGCAP	2017	5	Ford StarTrans	1FDEE3FS4HDC57468	14	3	CU	4 Years and/or 100,000 Miles	139820	10	0.5	0.5	Good	BELOW	4	3	3.5	4	Good
1188	BGCAP	2017	5	Ford StarTrans	1FDEE3FS6HDC57469	14	3	CU	4 Years and/or 100,000 Miles	169560	10	0.5	0.5	Good	BELOW	4	2	3	3	Adequate
1189	BGCAP	2017	5	Ford StarTrans	1FDEE3FS6HDC57472	14	3	CU	4 Years and/or 100,000 Miles	150509	10	0.5	0.5	Good	BELOW	4	2	3	3	Adequate
1190	BGCAP	2017	5	Ford StarTrans	1FDEE3FSXHDC57474	14	3	CU	4 Years and/or 100,000 Miles	160974	10	0.5	0.5	Good	BELOW	4	2	3	3	Adequate
1191	BGCAP	2017	5	Ford StarTrans	1FDEE3FS1HDC57475	14	3	CU	4 Years and/or 100,000 Miles	116131	10	0.5	0.5	Good	BELOW	4	3	3.5	4	Good
1192	BGCAP	2017	5	Ford StarTrans	1FDEE3FS2HDC57470	14	3	CU	4 Years and/or 100,000 Miles	149492	10	0.5	0.5	Good	BELOW	4	3	3.5	4	Good
1193	BGCAP	2017	5	Ford StarTrans	1FDEE3FS5HDC61027	14	3	CU	4 Years and/or 100,000 Miles	147988	10	0.5	0.5	Good	BELOW	4	3	3.5	4	Good
1194	BGCAP	2017	5	Ford StarTrans	1FDEE3FS3HDC57476	14	3	CU	4 Years and/or 100,000 Miles	142395	10	0.5	0.5	Good	BELOW	4	3	3.5	4	Good
1195	BGCAP	2017	5	Ford StarTrans	1FDEE3FS0HDC61033	14	3	CU	4 Years and/or 100,000 Miles	139700	10	0.5	0.5	Good	BELOW	4	3	3.5	4	Good
1196	BGCAP	2017	5	Ford StarTrans	1FDEE3FS2HDC61034	14	3	CU	4 Years and/or 100,000 Miles	162216	10	0.5	0.5	Good	BELOW	4	2	3	3	Adequate
2196	BGCAP	2019	3	Ford StarTrans	1FDEE3FS6KDC17299	14	3	CU	4 Years and/or 100,000 Miles	35777	10	0.3	0.7	Good	BELOW	4	5	4.5	5	Excellent
2197	BGCAP	2019	3	Ford StarTrans	1FDEE3FS2KDC17297	14	3	CU	4 Years and/or 100,000 Miles	87061	10	0.3	0.7	Good	BELOW	4	4	4	4	Good
2198	BGCAP	2019	3	Ford StarTrans	1FDEE3FS0KDC17296	14	3	CU	4 Years and/or 100,000 Miles	66294	10	0.3	0.7	Good	BELOW	4	4	4	4	Good
2199	BGCAP	2019	3	Ford StarTrans	1FDEE3FS9KDC17295	14	3	CU	4 Years and/or 100,000 Miles	75428	10	0.3	0.7	Good	BELOW	4	4	4	4	Good
2200	BGCAP	2019	3	Ford StarTrans	1FDEE3FS8KDC17708	14	3	CU	4 Years and/or 100,000 Miles	78510	10	0.3	0.7	Good	BELOW	4	4	4	4	Good
2201	BGCAP	2019	3	Ford StarTrans	1FDEE3FS3KDC39776	14	3	CU	4 Years and/or 100,000 Miles	64238	10	0.3	0.7	Good	BELOW	4	4	4	4	Good
2202	BGCAP	2019	3	Ford StarTrans	1FDEE3FS5KDC39776	14	3	CU	4 Years and/or 100,000 Miles	74214	10	0.3	0.7	Good	BELOW	4	4	4	4	Good
2203	BGCAP	2019	3	Ford StarTrans	1FDEE3FS9KDC39779	14	3	CU	4 Years and/or 100,000 Miles	64631	10	0.3	0.7	Good	BELOW	4	4	4	4	Good
ACSC1	BGCAP	2013	9	Dodge Grand Caravan	2C4RDGBG4DR629108	10	2	CU	4 Years and/or 100,000 Miles	47910	10	0.9	0.1	Marginal	BELOW	2	5	3.5	4	Good
ACSC160	BGCAP	2016	6	Ford	1FDEE3FS9GDC33326	15	3	CU	4 Years and/or 100,000 Miles	29334	10	0.6	0.4	Adequate	BELOW	3	5	4	4	Good
BCSC1	BGCAP	2010	12	Ford	1FDEE3FL7ADA69946	14	2	CU	4 Years and/or 100,000 Miles	82026	10	1.2	-0.2	Poor	MET OR EXCEEDED	1	4	2.5	3	Adequate
BCSC2	BGCAP	2019	3	Ford StarTrans	1FDEE3FSXKDC17709	14	3	CU	4 Years and/or 100,000 Miles	6779	10	0.3	0.7	Good	BELOW	4	5	4.5	5	Excellent
BOSC3	BGCAP	2018	4	Ford StarTrans	1FDEE3F33JDC16531	14	3	CU	4 Years and/or 100,000 Miles	10301	10	0.4	0.6	Good	BELOW	4	5	4.5	5	Excellent
FCCA2	BGCAP	2011	11	Ford Starcraft	1FDEE3FS1BDA63374	14	3	CU	4 Years and/or 100,000 Miles	114693	10	1.1	-0.1	Poor	MET OR EXCEEDED	1	3	2	2	Marginal
FCCA3	BGCAP	2019	3	Ford StarTrans	1FDEE3FS4KDC17298	14	3	CU	4 Years and/or 100,000 Miles	22836	10	0.3	0.7	Good	BELOW	4	5	4.5	5	Excellent
GCSC177	BGCAP	2017	5	Ford Starcraft	1FDEE3FS2HDC01335	15	3	CU	4 Years and/or 100,000 Miles	52097	10	0.5	0.5	Good	BELOW	4	4	4	4	Good
GCSC29	BGCAP	2006	16	Ford	1FDWE35L76DA89109	13	0	CU	4 Years and/or 100,000 Miles	181455	10	1.6	-0.6	Poor	MET OR EXCEEDED	1	2	1.5	2	Marginal
JCSC33	BGCAP	2011	11	Ford Starcraft	1FDEE3FS4BDA63367	14	2	CU	4 Years and/or 100,000 Miles	113568	10	1.1	-0.1	Poor	MET OR EXCEEDED	1	3	2	2	Marginal
LCSC4	BGCAP	2006	16	Ford	1FDWE35L76DA83195	13	0	CU	4 Years and/or 100,000 Miles	168263	10	1.6	-0.6	Poor	MET OR EXCEEDED	1	2	1.5	2	Marginal
LCSC6	BGCAP	2018	4	Ford StarTrans	1FDEE3FS1JDC16530	14	3	CU	4 Years and/or 100,000 Miles	18707	10	0.4	0.6	Good	BELOW	4	5	4.5	5	Excellent
M138	BGCAP	2013	9	Ford	1FDEE3FS0DDA31003	14	2	CU	4 Years and/or 100,000 Miles	96302	10	0.9	0.1	Marginal	BELOW	2	4	3	3	Adequate
MCSC167	BGCAP	2016	6	Ford	1FDEE3FS0GDC33327	14	3	CU	4 Years and/or 100,000 Miles	78226	10	0.6	0.4	Adequate	BELOW	3	4	3.5	4	Good
SCSC65	BGCAP	2012	10	Ford Starcraft	1FDEE3FS3CDA87144	14	2	CU	4 Years and/or 100,000 Miles	113191	10	1	0	Marginal	MET OR EXCEEDED	2	3	2.5	3	Adequate
WCSC60	BGCAP	2011	11	Ford Starcraft	1FDEE3FS8BDA63372	14	2	CU	4 Years and/or 100,000 Miles	109614	10	1.1	-0.1	Poor	MET OR EXCEEDED	1	3	2	2	Marginal
YMCA5	BGCAP	2006	16	Ford	1FDWE35S36DA96288	14	0	CU	4 Years and/or 100,000 Miles	40179	10	1.6	-0.6	Poor	MET OR EXCEEDED	1	5	3	3	Adequate
LCSC7	BGCAP	2019	3	Ford Starcraft	1FDEE3FS0KDC71665	14	3	CU	4 Years and/or 100,000 Miles	2751	10	0.3	0.7	Good	BELOW	4	5	4.5	5	Excellent
ACSC20	BGCAP	2019	3	Ford Starcraft	1FDEE3FS3KDC71658	14	3	CU	4 Years and/or 100,000 Miles	6162	10	0.3	0.7	Good	BELOW	4	5	4.5	5	Excellent
JCSC34	BGCAP	2019	3	Ford Starcraft	1FDEE3FS3KDC71661	14	3	CU	4 Years and/or 100,000 Miles	8447	10	0.3	0.7	Good	BELOW	4	5	4.5	5	Excellent
SCSC66	BGCAP	2019	3	Ford Starcraft	1FDEE3FS4KDC71653	14	3	CU	4 Years and/or 100,000 Miles	20787	10	0.3	0.7	Good	BELOW	4	5	4.5	5	Excellent
WCSC61	BGCAP	2019	3	Ford Starcraft	1FDEE3FS5KDC71659	14	3	CU	4 Years and/or 100,000 Miles	5368	10	0.3	0.7	Good	BELOW	4	5	4.5	5	Excellent
2306	BGCAP	2019	3	Ford Starcraft	1FDEE3FS6KDC71654	14	3	CU	4 Years and/or 100,000 Miles	61813	10	0.3	0.7	Good	BELOW	4	4	4	4	Good
2307	BGCAP	2019	3	Ford Starcraft	1FDEE3FS1KDC71657	14	3	CU	4 Years and/or 100,000 Miles	58850	10	0.3	0.7	Good	BELOW	4	4	4	4	Good
2308	BGCAP	2019	3	Ford Starcraft	1FDEE3FS1KDC71660	14	3	CU	4 Years and/or 100,000 Miles	53667	10	0.3	0.7	Good	BELOW	4	4	4	4	Good
2309	BGCAP	2019	3	Ford Starcraft	1FDEE3FS5KDC71662	14	3	CU	4 Years and/or 100,000 Miles	47018	10	0.3	0.7	Good	BELOW	4	5	4.5	5	Excellent
2310	BGCAP	2019	3	Ford Starcraft	1FDEE3FS7KDC71663	14	3	CU	4 Years and/or 100,000 Miles	69318	10	0.3	0.7	Good	BELOW	4	4	4	4	Good
2311	BGCAP	2019	3	Ford Starcraft	1FDEE3FS8KDC71655	14	3	CU	4 Years and/or 100,000 Miles	39910	10	0.3	0.7	Good	BELOW	4	5	4.5	5	Excellent
2312	BGCAP	2019	3	Ford Starcraft	1FDEE3FS9KDC71664	14	3	CU	4 Years and/or 100,000 Miles	60020	10	0.3	0.7	Good	BELOW	4	4	4	4	Good
2313	BGCAP	2019	3	Ford Starcraft	1FDEE3FSXKDC71656	14	3	CU	4 Years and/or 100,000 Miles	66844	10	0.3	0.7	Good	BELOW	4	4	4	4	Good
CK-1	CKCAC	2012	10	Ford	1FDFE4FS4CDA32518	12	2	CU	4 Years and/or 100,000 Miles	253218	10	1	0	Marginal	MET OR EXCEEDED	2	1	1.5	2	Marginal
CK-2	CKCAC	2012	10	Ford	1FDFE4FS3CDA39203	12	2	CU	4 Years and/or 100,000 Miles	207643	10	1	0	Marginal	MET OR EXCEEDED	2	1	1.5	2	Marginal
CK-3	CKCAC	2013	9	Ford	1FDEE3FLXDDA69976	10	2	CU	4 Years and/or 100,000 Miles	208438	10	0.9	0.1	Marginal	BELOW	2	1	1.5	2	Marginal
CK-8	CKCAC	2014	8	Ford	1FDFE4FS3EDA66002	13	3	CU	4 Years and/or 100,000 Miles	160731	10	0.8	0.2	Marginal	BELOW	2	2	2	2	Marginal
CK-9	CKCAC	2015	7	Ford	1FDEE3FL3FDA07323	14	2	CU	4 Years and/or 100,000 Miles	179593	10	0.7	0.3	Adequate	BELOW	3	2	2.5	3	Adequate
CK-15	CKCAC	2015	7	Ford	1FDEE3FL9FDA23882	14	2	CU	4 Years and/or 100,000 Miles	141919	10	0.7	0.3	Adequate	BELOW	3	3	3	3	Adequate
CK-16	CKCAC	2015	7	Ford	1FDEE3FL0FDA23883	14	2	CU	4 Years and/or 100,000 Miles	155141	10	0.7	0.3	Adequate	BELOW	3	2	2.5	3	Adequate
CK-17	CKCAC	2016	6	Ford	1FDEE3FL1GDC03648	14	2	CU	4 Years and/or 100,000 Miles	150006	10	0.6	0.4	Adequate	BELOW	3	2	2.5	3	Adequate
CK-19	CKCAC	2016	6	Ford	1FDEE3FLXGDC19122	14	2	CU	4 Years and/or 100,000 Miles	145457	10	0.6	0.4	Adequate	BELOW	3	3	3	3	Adequate
CK-32	CKCAC	2016	6	Ford	1FDEE3FL5GDC26107	12	2	CU	4 Years and/or 100,000 Miles	178450	10	0.6	0.4	Adequate	BELOW	3	2	2.5	3	Adequate
CK-38	CKCAC	2017	5	Ford	1FDEE3FS3HDC22355	10	2	CU	4 Years and/or 100,000 Miles	96234	10	0.5	0.5	Good	BELOW	4	4	4	4	Good
CK-39	CKCAC	2017	5	Ford	1FDEE3FS0HDC22345	10	2	CU	4 Years and/or 100,000 Miles	104467	10	0.5	0.5	Good	BELOW	4	3	3.5	4	Good
CK-40	CKCAC	2017	5	Ford	1FDEE3FS9HDC22358	10	2	CU	4 Years and/or 100,000 Miles	129372	10	0.5	0.5	Good	BELOW	4	3	3.5	4	Good
CK-41	CKCAC	2017	5	FORD	1FDEE3FS8HDC22366	10	2	CU	4 Years and/or 100,000 Miles	109309	10	0.5	0.5	Good	BELOW	4	3	3.5	4	Good
CK-88	CKCAC	2019	3	FORD	1FDEE3FS9KDC39099	12	2	CU	4 Years and/or 100,000 Miles	61510	10	0.3	0.7	Good	BELOW	4	4	4	4	Good
CK-89	CKCAC	2019	3	Ford	1FDEE3FS2KDC46766	12	2	CU	4 Years and/or 100,000 Miles	65475	10	0.3	0.7	Good	BELOW	4	4	4	4	Good
CK-94	CKCAC	2019	3	Ford	1FDEE3FS0KDC71651	12	2	CU	4 Years and/or 100,000 Miles	59227	10	0.3	0.7	Good	BELOW	4	4	4	4	Good
CK-95	CKCAC	2019	3	Ford	1FDEE3FS2KDC71652	12	2	CU	4 Years and/or 100,000 Miles	59789	10	0.3	0.7	Good	BELOW	4	4	4	4	Good
CK-127	CKCAC	2021	1	Ford	1FDEE3FN2MDC37322	12	2	CU	4 Years and/or 100,000 Miles	17631	10	0.1	0.9	Excellent	BELOW	5	5	5	5	Excellent
KD4223	DBCAA	2018	4	FORD	1FDEE3FSJDC24096	8	1	CU	4 Years and/or 100,000 Miles	99115	10	0.4	0.6	Good	BELOW	4	4	4	4	Good
KD4224	DBCAA	2018	4	FORD	1FDEE3FS6JDC32495	8	1	CU	4 Years and/or 100,000 Miles	84250	10	0.4	0.6	Good	BELOW	4	4	4	4	Good
KD4776	DBCAA	2019	3	FORD	1FDEE3FS8KDC09981	12	2	CU	4 Years and/or 100,000 Miles	70224	10	0.3	0.7	Good	BELOW	4	4	4	4	Good

KD2766	DBCAA	2018	4	FORD	1FDEE3FS8JDC21014	8	1	CU	4 Years and/or 100,000 Miles	78740	10	0.4	0.6	Good	BELOW	4	4	4	4	Good
KD4222	DBCAA	2018	4	FORD	1FDEE3FS4JDC21012	8	1	CU	4 Years and/or 100,000 Miles	71366	10	0.4	0.6	Good	BELOW	4	4	4	4	Good
KD4779	DBCAA	2018	4	FORD	1FDES6PM5JKB43572	8	1	CU	4 Years and/or 100,000 Miles	73805	10	0.4	0.6	Good	BELOW	4	4	4	4	Good
KD4780	DBCAA	2019	3	FORD	1FDEE3FS9KDC12307	12	2	CU	4 Years and/or 100,000 Miles	58966	10	0.3	0.7	Good	BELOW	4	4	4	4	Good
KD8015	DBCAA	2019	3	Ford	1FDEE3FS5KDC49497	8	2	CU	4 Years and/or 100,000 Miles	70912	10	0.3	0.7	Good	BELOW	4	4	4	4	Good
KD4783	DBCAA	2018	4	FORD	1FDES6PM9JKB43560	8	1	CU	4 Years and/or 100,000 Miles	47429	10	0.4	0.6	Good	BELOW	4	5	4.5	5	Excellent
KD6860	DBCAA	2019	3	FORD	1FDES6PM3KKA10343	8	2	CU	4 Years and/or 100,000 Miles	16348	10	0.3	0.7	Good	BELOW	4	5	4.5	5	Excellent
KD8014	DBCAA	2019	3	Ford	1FDEE3FSXKDC49494	8	2	CU	4 Years and/or 100,000 Miles	36368	10	0.3	0.7	Good	BELOW	4	5	4.5	5	Excellent
KD9330	DBCAA	2019	3	Ford	1FDEE3FS1KDC55524	12	2	CU	4 Years and/or 100,000 Miles	6766	10	0.3	0.7	Good	BELOW	4	5	4.5	5	Excellent
KD4778	DBCAA	2018	4	FORD	1FDES6PM5JKB43555	8	1	CU	4 Years and/or 100,000 Miles	13969	10	0.4	0.6	Good	BELOW	4	5	4.5	5	Excellent
KD8013	DBCAA	2019	3	Ford	1FDEE3FS3KDC49496	8	2	CU	4 Years and/or 100,000 Miles	6357	10	0.3	0.7	Good	BELOW	4	5	4.5	5	Excellent
KD6862	DBCAA	2019	3	FORD	1FDES6PM9KKA10346	8	2	CU	4 Years and/or 100,000 Miles	52500	10	0.3	0.7	Good	BELOW	4	4	4	4	Good
KD8016	DBCAA	2019	3	Ford	1FDEE3FS1KDC49495	8	2	CU	4 Years and/or 100,000 Miles	29827	10	0.3	0.7	Good	BELOW	4	5	4.5	5	Excellent
10	HCCAA	2010	12	Ford	1FDEE3FL2ADA38054	12	2	CU	4 Years and/or 100,000 Miles	74434	10	1.2	-0.2	Poor	MET OR EXCEEDED	1	4	2.5	3	Adequate
11	HCCAA	2010	12	Ford	1FDEE3FL5ADA38050	12	2	CU	4 Years and/or 100,000 Miles	77624	10	1.2	-0.2	Poor	MET OR EXCEEDED	1	4	2.5	3	Adequate
162	HCCAA	2009	13	Ford	1FDFE45S69DA47158	18	2	CU	7 Years and/or 200,000 Miles	18868	10	1.3	-0.3	Poor	MET OR EXCEEDED	1	5	3	3	Adequate
802	KRFDC	2008	14	Ford	1FD3E35L18DA98524	14	2	CU	4 Years and/or 100,000 Miles	240753	10	1.4	-0.4	Poor	MET OR EXCEEDED	1	1	1	1	Poor
912	KRFDC	2010	12	Ford	1FDEE3FL6AD34931	12	2	CU	4 Years and/or 100,000 Miles	278337	10	1.2	-0.2	Poor	MET OR EXCEEDED	1	1	1	1	Poor
1502	KRFDC	2015	7	Ford	1FDEE3FL4FDA07315	14	2	CU	4 Years and/or 100,000 Miles	164300	10	0.7	0.3	Adequate	BELOW	3	2	2.5	3	Adequate
1503	KRFDC	2015	7	Ford	1FDEE3FL1FDA07336	14	2	CU	4 Years and/or 100,000 Miles	203838	10	0.7	0.3	Adequate	BELOW	3	1	2	2	Marginal
1607	KRFDC	2016	6	Ford	1FDEE3FS7GDC45426	14	2	CU	4 Years and/or 100,000 Miles	154101	10	0.6	0.4	Adequate	BELOW	3	2	2.5	3	Adequate
1608	KRFDC	2016	6	Ford	1FDEE3FS9GDC45427	12	2	CU	4 Years and/or 100,000 Miles	192262	10	0.6	0.4	Adequate	BELOW	3	2	2.5	3	Adequate
1801	KRFDC	2018	4	Ford	1FDFE4FS7JDC07700	17	5	CU	4 Years and/or 100,000 Miles	89924	10	0.4	0.6	Good	BELOW	4	4	4	4	Good
1802	KRFDC	2018	4	Ford	1FDFE4FS0JDC07702	17	5	CU	4 Years and/or 100,000 Miles	105278	10	0.4	0.6	Good	BELOW	4	3	3.5	4	Good
1803	KRFDC	2018	4	Ford	1FDFE4FS2JDC07703	17	5	CU	4 Years and/or 100,000 Miles	95699	10	0.4	0.6	Good	BELOW	4	4	4	4	Good
1901	KRFDC	2019	3	Ford	1FDES6PM5JKB47931	10	2	CU	4 Years and/or 100,000 Miles	67999	10	0.3	0.7	Good	BELOW	4	4	4	4	Good
1902	KRFDC	2019	3	Ford	1FDES6PM3JKB43568	10	2	CU	4 Years and/or 100,000 Miles	96532	10	0.3	0.7	Good	BELOW	4	4	4	4	Good
1903	KRFDC	2019	3	Ford	1FDES6PM4JKB43563	10	2	CU	4 Years and/or 100,000 Miles	82252	10	0.3	0.7	Good	BELOW	4	4	4	4	Good
1907	KRFDC	2019	3	Ford	1FDFE4FSXKDC30616	16	2	CU	4 Years and/or 100,000 Miles	42789	10	0.3	0.7	Good	BELOW	4	5	4.5	5	Excellent
1908	KRFDC	2019	3	Ford	1FDFE4FS9KDC29960	16	2	CU	4 Years and/or 100,000 Miles	32336	10	0.3	0.7	Good	BELOW	4	5	4.5	5	Excellent
2105	KRFDC	2021	1	Ford	1FDUF5GN7MED11105	24	2	CU	7 Years and/or 200,000 Miles	15287	10	0.1	0.9	Excellent	BELOW	5	5	5	5	Excellent
2106	KRFDC	2021	1	Ford	1FBAX2C89MKA74612	24	2	CU	7 Years and/or 200,000 Miles	7872	10	0.1	0.9	Excellent	BELOW	5	5	5	5	Excellent
2202	KRFDC	2022	0	Ford	1FDUF5GN8NDA06445	24	2	CU	7 Years and/or 200,000 Miles	2551	10	0	1	Excellent	BELOW	5	5	5	5	Excellent
25-7	KRFDC	2003	19	Ford	1FDWE35S63HA93907	12	2	CU	4 Years and/or 100,000 Miles	205826	10	1.9	-0.9	Poor	MET OR EXCEEDED	1	1	1	1	Poor
FE-2	KRFDC	2004	18	Ford	1FDWE35L84HB00379	14	4	CU	4 Years and/or 100,000 Miles	105393	10	1.8	-0.8	Poor	MET OR EXCEEDED	1	3	2	2	Marginal
FE-6	KRFDC	2004	18	Ford	1FDWE35L14HB00384	14	4	CU	4 Years and/or 100,000 Miles	184977	10	1.8	-0.8	Poor	MET OR EXCEEDED	1	2	1.5	2	Marginal
P-1	KRFDC	2007	15	Ford	1FDWE35L47DA47725	16	2	CU	4 Years and/or 100,000 Miles	181767	10	1.5	-0.5	Poor	MET OR EXCEEDED	1	2	1.5	2	Marginal
278	LKLP	2014	8	Ford	1FDEE3FL9EDB10339	12	2	CU	4 Years and/or 100,000 Miles	153163	10	0.8	0.2	Marginal	BELOW	2	2	2	2	Marginal
283	LKLP	2015	7	Ford	1FDEE3FL6FDA15903	12	2	CU	4 Years and/or 100,000 Miles	167057	10	0.7	0.3	Adequate	BELOW	3	2	2.5	3	Adequate
321	LKLP	2016	6	Ford	1FDEE3FL3GDC24257	12	2	CU	4 Years and/or 100,000 Miles	177659	10	0.6	0.4	Adequate	BELOW	3	2	2.5	3	Adequate
322	LKLP	2016	6	Ford	1FDEE3FL5GDC24258	12	2	CU	4 Years and/or 100,000 Miles	128189	10	0.6	0.4	Adequate	BELOW	3	3	3	3	Adequate
346	LKLP	2016	6	Ford	1FDEE3FL0GDC27388	12	2	CU	4 Years and/or 100,000 Miles	38528	10	0.6	0.4	Adequate	BELOW	3	5	4	4	Good
347	LKLP	2016	6	Ford	1FDEE3FL0GDC27391	12	2	CU	4 Years and/or 100,000 Miles	176315	10	0.6	0.4	Adequate	BELOW	3	2	2.5	3	Adequate
348	LKLP	2016	6	Ford	1FDEE3FLXGDC27205	12	2	CU	4 Years and/or 100,000 Miles	150064	10	0.6	0.4	Adequate	BELOW	3	2	2.5	3	Adequate
351	LKLP	2016	6	Ford	1FDEE3FL1GDC27383	12	2	CU	4 Years and/or 100,000 Miles	205136	10	0.6	0.4	Adequate	BELOW	3	1	2	2	Marginal
352	LKLP	2016	6	Ford	1FDEE3FL9GDC27387	12	2	CU	4 Years and/or 100,000 Miles	169667	10	0.6	0.4	Adequate	BELOW	3	2	2.5	3	Adequate
368	LKLP	2019	3	Ford	1FDEE3FS1JDC32355	9	2	CU	4 Years and/or 100,000 Miles	136928	10	0.3	0.7	Good	BELOW	4	3	3.5	4	Good
378	LKLP	2019	0	Ford	1FDEE3FSXKDC59734	12	2	CU	4 Years and/or 100,000 Miles	86025	10	0	1	Excellent	BELOW	5	4	4.5	5	Excellent
379	LKLP	2019	0	Ford	1FDEE3FS6KDC59732	12	2	CU	4 Years and/or 100,000 Miles	46038	10	0	1	Excellent	BELOW	5	5	5	5	Excellent
380	LKLP	2019	0	Ford	1FDEE3FS1KDC59735	12	2	CU	4 Years and/or 100,000 Miles	47665	10	0	1	Excellent	BELOW	5	5	5	5	Excellent
381	LKLP	2019	0	Ford	1FDEE3FS8KDC59733	12	2	CU	4 Years and/or 100,000 Miles	58120	10	0	1	Excellent	BELOW	5	4	4.5	5	Excellent
382	LKLP	2019	0	Ford	1FDEE3FS2KDC59730	12	2	CU	4 Years and/or 100,000 Miles	54375	10	0	1	Excellent	BELOW	5	4	4.5	5	Excellent
944	Louis Wheels	2014	8	Starcraft	1FDFE4FS5EDA5895	16	2	CU	4 Years and/or 100,000 Miles	49705	10	0.8	0.2	Marginal	BELOW	2	5	3.5	4	Good
966	Louis Wheels	2016	6	Ford	1FDEE3FLXGDC23493	14	4	CU	4 Years and/or 100,000 Miles	116804	10	0.6	0.4	Adequate	BELOW	3	3	3	3	Adequate
965	Louis Wheels	2016	5	Ford	1FDEE3FLXGDC23476	14	4	CU	4 Years and/or 100,000 Miles	110161	10	0.5	0.5	Good	BELOW	4	3	3.5	4	Good
967	Louis Wheels	2016	6	Ford	1FDEE3FL3GDC23495	14	4	CU	4 Years and/or 100,000 Miles	135504	10	0.6	0.4	Adequate	BELOW	3	3	3	3	Adequate
970	Louis Wheels	2017	5	Ford	1FDEE3FS6HDC01354	12	4	CU	4 Years and/or 100,000 Miles	103907	10	0.5	0.5	Good	BELOW	4	3	3.5	4	Good
971	Louis Wheels	2017	5	Ford	1FDEE3FS8HDC01355	12	4	CU	4 Years and/or 100,000 Miles	85501	10	0.5	0.5	Good	BELOW	4	4	4	4	Good
972	Louis Wheels	2017	5	Ford	1FDEE3FS0HDC01365	12	4	CU	4 Years and/or 100,000 Miles	98323	10	0.5	0.5	Good	BELOW	4	4	4	4	Good
973	Louis Wheels	2017	5	Ford	1FDEE3FS2HDC01366	12	4	CU	4 Years and/or 100,000 Miles	88695	10	0.5	0.5	Good	BELOW	4	4	4	4	Good
974	Louis Wheels	2017	5	Ford	1FDEE3FS8HDC01372	12	4	CU	4 Years and/or 100,000 Miles	126721	10	0.5	0.5	Good	BELOW	4	3	3.5	4	Good
975	Louis Wheels	2017	5	Ford	1FDEE3FS9HDC05334	12	4	CU	4 Years and/or 100,000 Miles	98307	10	0.5	0.5	Good	BELOW	4	4	4	4	Good
976	Louis Wheels	2017	5	Ford	1FDEE3FS0HDC05335	12	4	CU	4 Years and/or 100,000 Miles	124435	10	0.5	0.5	Good	BELOW	4	3	3.5	4	Good
977	Louis Wheels	2017	5	Ford	1FDEE3FS1HDC05344	12	4	CU	4 Years and/or 100,000 Miles	73568	10	0.5	0.5	Good	BELOW	4	4	4	4	Good
969	Louis Wheels	2017	5	Ford	1FDEE3FS8HDC01340	14	2	CU	4 Years and/or 100,000 Miles	3591	10	0.5	0.5	Good	BELOW	4	5	4.5	5	Excellent
968	Louis Wheels	2017	5	Ford	1FDEE3FS8HDC01338	14	2	CU	4 Years and/or 100,000 Miles	29428	10	0.5	0.5	Good	BELOW	4	5	4.5	5	Excellent
982	Louis Wheels	2018	4	Ford	1FDEE3FS8JDC06609	12	4	CU	4 Years and/or 100,000 Miles	34028	10	0.4	0.6	Good	BELOW	4	5	4.5	5	Excellent
985	Louis Wheels	2018	4	Ford	1FDEE3FSXJDC06630	12	4	CU	4 Years and/or 100,000 Miles	64919	10	0.4	0.6	Good	BELOW	4	4	4	4	Good
986	Louis Wheels	2018	4	Ford	1FDEE3FS1JDC06631	12	4	CU	4 Years and/or 100,000 Miles	35809	10	0.4	0.6	Good	BELOW	4	5	4.5	5	Excellent
987	Louis Wheels	2018	4	Ford	1FDEE3FS5JDC06633	12	4	CU	4 Years and/or 100,000 Miles	20768	10	0.4	0.6	Good	BELOW	4	5	4.5	5	Excellent
988	Louis Wheels	2018	4	Ford	1FDEE3FS7JDC6634	12	4	CU	4 Years and/or 100,000 Miles	33490	10	0.4	0.6	Good	BELOW	4	5	4.5	5	Excellent
989	Louis Wheels	2018	4	Ford	1FDEE3FS0JDC06605	12	4	CU	4 Years and/or 100,000 Miles	26152	10	0.4	0.6	Good	BELOW	4	5	4.5	5	Excellent
979	Louis Wheels	2018	4	Ford	1FDEE3FS6JDC06601	14	2	CU	4 Years and/or 100,000 Miles	51075	10	0.4	0.6	Good	BELOW	4	4	4	4	Good
981	Louis Wheels	2018	4	Ford	1FDEE3FS6JDC06608	14	2	CU	4 Years and/or 100,000 Miles	34380	10	0.4	0.6	Good	BELOW	4	5	4.5	5	Excellent
983	Louis Wheels	2018	4	Ford	1FDEE3FS4JDC06610	14	2	CU	4 Years and/or 100,000 Miles	69138	10	0.4	0.6	Good	BELOW	4	4	4	4	Good
984	Louis Wheels	2018	4	Ford	1FDEE3FS6JDC06611	14	2	CU	4 Years and/or 100,000 Miles	48404	10	0.4	0.6	Good	BELOW	4	5	4.5	5	Excellent
990	Louis Wheels	2018	4	Ford	1FDEE3FS3JDC07618	14	2	CU	4 Years and/or 100,000 Miles	27806	10	0.4	0.6	Good	BELOW	4	5	4.5	5	Excellent
991	Louis Wheels	2018	4	Ford	1FDEE3FSXJDC16526	14	2	CU	4 Years and/or 100,000 Miles	15720	10	0.4	0.6	Good	BELOW	4	5	4.5	5	Excellent
992	Louis Wheels	2019	3	Ford	1FDEE3FS5KDC26205	14	2	CU	4 Years and/or 100,000 Miles	18386	10	0.3	0.7	Good	BELOW	4	5	4.5	5	Excellent
993	Louis Wheels	2019	3	Ford	1FDEE3FS7KDC26206	14	2	CU	4 Years and/or 100,000 Miles	37851	10	0.3	0.7	Good	BELOW	4	5	4.5	5	Excellent
994	Louis Wheels	2019	3	Ford	1FDEE3FS9KDC26207	14	2	CU	4 Years and/or 100,000 Miles	26791	10	0.3	0.7	Good	BELOW	4	5	4.5	5	Excellent
995	Louis Wheels	2019	3	Ford	1FDEE3FS2KDC26209	14	2	CU	4 Years and/or 100,000 Miles	26751	10	0.3	0.7	Good	BELOW	4	5	4.5	5	Excellent
996	Louis Wheels	2019	3	Ford	1FDEE3FS9KDC26210	14	2	CU	4 Years and/or 100,000 Miles	16597	10	0.3	0.7	Good	BELOW	4	5	4.5	5	Excellent
997	Louis Wheels	2019	3	Ford	1FDEE3FS8KDC26215	14	2	CU	4 Years and/or 100,000 Miles	30599	10	0.3	0.7	Good	BELOW	4	5	4.5	5	Excellent
998	Louis Wheels	2019	3	Ford	1FDFE4FSXKDC26288	12	2	CU	4 Years and/or 100,000 Miles	24299	10	0.3	0.7	Good	BELOW	4	5	4.5	5	Excellent

999	Louis Wheels	2019	3	Ford	1FDFE4FS1KDC26289	12	2	CU	4 Years and/or 100,000 Miles	26394	10	0.3	0.7	Good	BELOW	4	5	4.5	5	Excellent
200	Louis Wheels	2019	3	Ford	1FDEE3FS2KDC39770	12	2	CU	4 Years and/or 100,000 Miles	19860	10	0.3	0.7	Good	BELOW	4	5	4.5	5	Excellent
201	Louis Wheels	2019	3	Ford	'FDEE3FS4KDC39771	12	2	CU	4 Years and/or 100,000 Miles	3673	10	0.3	0.7	Good	BELOW	4	5	4.5	5	Excellent
202	Louis Wheels	2019	3	Ford	1FDEE3FS6KDC39772	12	2	CU	4 Years and/or 100,000 Miles	3536	10	0.3	0.7	Good	BELOW	4	5	4.5	5	Excellent
203	Louis Wheels	2019	3	Ford	1FDEE3FS8KDC39773	12	2	CU	4 Years and/or 100,000 Miles	2157	10	0.3	0.7	Good	BELOW	4	5	4.5	5	Excellent
204	Louis Wheels	2019	3	Ford	1FDEE3FSXKDC39774	12	2	CU	4 Years and/or 100,000 Miles	5037	10	0.3	0.7	Good	BELOW	4	5	4.5	5	Excellent
205	Louis Wheels	2019	3	Ford	1FDEE3FS7KDC39778	12	2	CU	4 Years and/or 100,000 Miles	3137	10	0.3	0.7	Good	BELOW	4	5	4.5	5	Excellent
206	Louis Wheels	2019	3	Ford	1FDEE3FS5KDC39780	12	2	CU	4 Years and/or 100,000 Miles	3711	10	0.3	0.7	Good	BELOW	4	5	4.5	5	Excellent
207	Louis Wheels	2019	3	Ford	1Fdee3FS6KDC49489	12	2	CU	4 Years and/or 100,000 Miles	2008	10	0.3	0.7	Good	BELOW	4	5	4.5	5	Excellent
208	Louis Wheels	2019	3	Ford	1FDEE3FS4KDC49491	12	2	CU	4 Years and/or 100,000 Miles	300	10	0.3	0.7	Good	BELOW	4	5	4.5	5	Excellent
209	Louis Wheels	2019	3	Ford	1FDEE3FSZKDC49490	12	2	CU	4 Years and/or 100,000 Miles	300	10	0.3	0.7	Good	BELOW	4	5	4.5	5	Excellent
210	Louis Wheels	2020	2	Ford	1FBAX2C88LKB12426	12	2	CU	4 Years and/or 100,000 Miles	5311	10	0.2	0.8	Excellent	BELOW	5	5	5	5	Excellent
211	Louis Wheels	2020	2	Ford	1FBAX2C8XLKB12427	12	2	CU	4 Years and/or 100,000 Miles	5311	10	0.2	0.8	Excellent	BELOW	5	5	5	5	Excellent
212	Louis Wheels	2020	2	Ford	1FBAX2C81LKB12428	12	2	CU	4 Years and/or 100,000 Miles	5311	10	0.2	0.8	Excellent	BELOW	5	5	5	5	Excellent
213	Louis Wheels	2020	2	Ford	1FBAX2C83LKB12429	12	2	CU	4 Years and/or 100,000 Miles	5311	10	0.2	0.8	Excellent	BELOW	5	5	5	5	Excellent
214	Louis Wheels	2020	2	Ford	1FDAX2C86LKB17981	12	2	CU	4 Years and/or 100,000 Miles	5311	10	0.2	0.8	Excellent	BELOW	5	5	5	5	Excellent
215	Louis Wheels	2022	0	Ford	1FDEE3FN9NDC11544	12	2	CU	4 Years and/or 100,000 Miles	5311	10	0	1	Excellent	BELOW	5	5	5	5	Excellent
216	Louis Wheels	2022	0	Ford	1FDEE3FN4NDC11547	12	2	CU	4 Years and/or 100,000 Miles	5311	10	0	1	Excellent	BELOW	5	5	5	5	Excellent
217	Louis Wheels	2022	0	Ford	1FDDE3FN6NDC11548	12	2	CU	4 Years and/or 100,000 Miles	5311	10	0	1	Excellent	BELOW	5	5	5	5	Excellent
218	Louis Wheels	2022	0	Ford	1FDEE3FN8NDC11552	12	2	CU	4 Years and/or 100,000 Miles	5311	10	0	1	Excellent	BELOW	5	5	5	5	Excellent
219	Louis Wheels	2022	0	Ford	1FDEE3FNXNDC11553	12	2	CU	4 Years and/or 100,000 Miles	5311	10	0	1	Excellent	BELOW	5	5	5	5	Excellent
220	Louis Wheels	2022	0	Ford	1FDEE3FN0NDC11545	12	2	CU	4 Years and/or 100,000 Miles	5311	10	0	1	Excellent	BELOW	5	5	5	5	Excellent
221	Louis Wheels	2022	0	Ford	1FDEE3FN2NDC11546	12	2	CU	4 Years and/or 100,000 Miles	5311	10	0	1	Excellent	BELOW	5	5	5	5	Excellent
222	Louis Wheels	2022	0	Ford	1FDEE3FN8NDC11549	12	2	CU	4 Years and/or 100,000 Miles	5311	10	0	1	Excellent	BELOW	5	5	5	5	Excellent
223	Louis Wheels	2022	0	Ford	1FDEE3FN4NDC11550	12	2	CU	4 Years and/or 100,000 Miles	5311	10	0	1	Excellent	BELOW	5	5	5	5	Excellent
224	Louis Wheels	2022	0	Ford	1FDEE3FN6NDC11551	12	2	CU	4 Years and/or 100,000 Miles	5311	10	0	1	Excellent	BELOW	5	5	5	5	Excellent
225	Louis Wheels	2022	0	Ford	1FDEE3FN0NDC13117	12	2	CU	4 Years and/or 100,000 Miles	5311	10	0	1	Excellent	BELOW	5	5	5	5	Excellent
226	Louis Wheels	2022	0	Ford	1FDEE3FN2NDC13118	12	2	CU	4 Years and/or 100,000 Miles	5311	10	0	1	Excellent	BELOW	5	5	5	5	Excellent
227	Louis Wheels	2022	0	Ford	1FDEE3FN4NDC13119	12	2	CU	4 Years and/or 100,000 Miles	5311	10	0	1	Excellent	BELOW	5	5	5	5	Excellent
228	Louis Wheels	2022	0	Ford	1FDEE3FN4NDC13122	12	2	CU	4 Years and/or 100,000 Miles	5311	10	0	1	Excellent	BELOW	5	5	5	5	Excellent
229	Louis Wheels	2022	0	Ford	1FDEE3FN9NDC14136	12	2	CU	4 Years and/or 100,000 Miles	5311	10	0	1	Excellent	BELOW	5	5	5	5	Excellent
980	Louis Wheels	2018	4	Ford	1FDEE3FS7JDC06603	12	4	CU	4 Years and/or 100,000 Miles	57583	10	0.4	0.6	Good	BELOW	4	4	4	4	Good
39	Murray Cattoway Transit Authority	2016	6	FORD	1FDEE3FLXGDC05396	12	2	CU	4 Years and/or 100,000 Miles	130843	10	0.6	0.4	Adequate	BELOW	3	3	3	3	Adequate
40	Murray Cattoway Transit Authority	2016	6	FORD	1FDEE3FS7GDC58273	12	2	CU	4 Years and/or 100,000 Miles	84630	10	0.6	0.4	Adequate	BELOW	3	4	3.5	4	Good
101	Murray Cattoway Transit Authority	2017	5	FORD	1FDEE3FS4HDC33669	10	2	CU	4 Years and/or 100,000 Miles	103964	10	0.5	0.5	Good	BELOW	4	3	3.5	4	Good
102	Murray Cattoway Transit Authority	2018	4	FORD	1FDEE3FS1HDC62014	8	2	CU	4 Years and/or 100,000 Miles	106149	10	0.4	0.6	Good	BELOW	4	3	3.5	4	Good
103	Murray Cattoway Transit Authority	2018	4	FORD	1FDEE3FS8HDC61040	8	2	CU	4 Years and/or 100,000 Miles	132171	10	0.4	0.6	Good	BELOW	4	3	3.5	4	Good
104	Murray Cattoway Transit Authority	2018	4	FORD	1FDEE3FS2HDC62023	12	2	CU	4 Years and/or 100,000 Miles	87442	10	0.4	0.6	Good	BELOW	4	4	4	4	Good
105	Murray Cattoway Transit Authority	2018	4	FORD	1FDEE3FS4HDC62024	12	2	CU	4 Years and/or 100,000 Miles	130498	10	0.4	0.6	Good	BELOW	4	3	3.5	4	Good
106	Murray Cattoway Transit Authority	2018	4	FORD	1FDEE3FS3HDC62015	8	3	CU	4 Years and/or 100,000 Miles	107336	10	0.4	0.6	Good	BELOW	4	3	3.5	4	Good
107	Murray Cattoway Transit Authority	2018	4	FORD	1FDEE3FS9HDC62021	12	2	CU	4 Years and/or 100,000 Miles	77333	10	0.4	0.6	Good	BELOW	4	4	4	4	Good
108	Murray Cattoway Transit Authority	2018	4	FORD	1FDEE3FS7HDC62017	8	3	CU	4 Years and/or 100,000 Miles	96286	10	0.4	0.6	Good	BELOW	4	4	4	4	Good
109	Murray Cattoway Transit Authority	2018	4	FORD	1FDEE3FS7HDC62020	8	3	CU	4 Years and/or 100,000 Miles	96876	10	0.4	0.6	Good	BELOW	4	4	4	4	Good
110	Murray Cattoway Transit Authority	2022	0	FORD	1FDEE3FN5NDC14134	12	2	CU	4 Years and/or 100,000 Miles	2965	10	0	1	Excellent	BELOW	5	5	5	5	Excellent
111	Murray Cattoway Transit Authority	2022	0	FORD	1FDEE3FN7NDC14135	12	2	CU	4 Years and/or 100,000 Miles	5667	10	0	1	Excellent	BELOW	5	5	5	5	Excellent
501	MTS	2020		Ford	1FDUF5GN2LED99866	22	2	CU	7 Years and/or 200,000 Miles	28128	10	0	1	Excellent	BELOW	5	5	5	5	Excellent
507	MTS	2020		Ford	1FDUF5GN5LED99862	24	2	CU	7 Years and/or 200,000 Miles	24080	10	0	1	Excellent	BELOW	5	5	5	5	Excellent
103	NKCAA	2014	8	Ford	1FDEE3FL2EDA52350	9	2	CU	4 Years and/or 100,000 miles	103708	10	0.8	0.2	Marginal	BELOW	2	3	2.5	3	Adequate
16187	PATS	2016	6	FORD	1FDFE4FS8GDC02692	20	2	CU	7 Years and/or 200,000 Miles	138026	10	0.6	0.4	Adequate	BELOW	3	4	3.5	4	Good
16188	PATS	2016	6	FORD	1FDFE4FSXGDC05092	20	2	CU	7 Years and/or 200,000 Miles	146084	10	0.6	0.4	Adequate	BELOW	3	4	3.5	4	Good
16189	PATS	2016	6	FORD	1FDFE4FS9GDC05844	20	2	CU	7 Years and/or 200,000 Miles	169787	10	0.6	0.4	Adequate	BELOW	3	4	3.5	4	Good
16190	PATS	2016	6	FORD	1FDFE4FS6GDC05090	20	2	CU	7 Years and/or 200,000 Miles	172544	10	0.6	0.4	Adequate	BELOW	3	4	3.5	4	Good
16191	PATS	2016	6	FORD	1FDFE4FS1GDC05093	20	2	CU	7 Years and/or 200,000 Miles	181139	10	0.6	0.4	Adequate	BELOW	3	4	3.5	4	Good
17196	PATS	2017	5	FORD	1FDFE4FS6HDC01414	12	2	CU	4 years and/or 100,000 miles	111917	10	0.5	0.5	Good	BELOW	4	3	3.5	4	Good
17197	PATS	2017	5	FORD	1FDFE4FS6HDC01400	12	2	CU	4 years and/or 100,000 miles	104057	10	0.5	0.5	Good	BELOW	4	3	3.5	4	Good
17198	PATS	2017	5	FORD	1FDFE4FS1HDC01398	12	2	CU	4 years and/or 100,000 miles	121147	10	0.5	0.5	Good	BELOW	4	3	3.5	4	Good
17199	PATS	2017	5	FORD	1FDFE4FS3HDC01399	12	2	CU	4 years and/or 100,000 miles	114010	10	0.5	0.5	Good	BELOW	4	3	3.5	4	Good
17214	PATS	2017	5	FORD	1FDFE4FS1HDC49211	12	2	CU	4 years and/or 100,000 miles	98929	10	0.5	0.5	Good	BELOW	4	4	4	4	Good
17215	PATS	2017	5	FORD	1FDFE4FS5HYDC67193	12	2	CU	4 years and/or 100,000 miles	104663	10	0.5	0.5	Good	BELOW	4	3	3.5	4	Good
17216	PATS	2017	5	FORD	1FDFE4FS7HDC67194	12	2	CU	4 years and/or 100,000 miles	83638	10	0.5	0.5	Good	BELOW	4	4	4	4	Good
17217	PATS	2017	5	FORD	1FDFE4FS9HDC67195	12	2	CU	4 years and/or 100,000 miles	108803	10	0.5	0.5	Good	BELOW	4	3	3.5	4	Good
17218	PATS	2017	5	FORD	1FDFE4FSOHDC67196	12	2	CU	4 years and/or 100,000 miles	97360	10	0.5	0.5	Good	BELOW	4	4	4	4	Good
17219	PATS	2017	5	FORD	1FDFE4FS2HDC67197	12	2	CU	4 years and/or 100,000 miles	103388	10	0.5	0.5	Good	BELOW	4	3	3.5	4	Good
17220	PATS	2017	5	FORD	1FDFE4FS4HDC67198	12	2	CU	4 years and/or 100,000 miles	97393	10	0.5	0.5	Good	BELOW	4	4	4	4	Good
18224	PATS	2018	4	FORD	1FDFE4FS2JDC28129	12	2	CU	4 years and/or 100,000 miles	49216	10	0.4	0.6	Good	BELOW	4	5	4.5	5	Excellent
18225	PATS	2018	4	FORD	1FDFE4FS2JDC28130	12	2	CU	4 years and/or 100,000 miles	55826	10	0.4	0.6	Good	BELOW	4	4	4	4	Good
18226	PATS	2018	4	FORD	1FDFE4FS2JDC28132	12	2	CU	4 years and/or 100,000 miles	83076	10	0.4	0.6	Good	BELOW	4	4	4	4	Good
18227	PATS	2018	4	FORD	1FDFE4FS2JDC28133	12	2	CU	4 years and/or 100,000 miles	70523	10	0.4	0.6	Good	BELOW	4	4	4	4	Good
18228	PATS	2018	4	FORD	1FDFE4FS2JDC32547	12	2	CU	4 years and/or 100,000 miles	52003	10	0.4	0.6	Good	BELOW	4	4	4	4	Good
18229	PATS	2018	4	FORD	1FDFE4FS2JDC32548	12	2	CU	4 years and/or 100,000 miles	57468	10	0.4	0.6	Good	BELOW	4	4	4	4	Good
18230	PATS	2018	4	FORD	1FDFE4FS2JDC32549	12	2	CU	4 years and/or 100,000 miles	69824	10	0.4	0.6	Good	BELOW	4	4	4	4	Good
18231	PATS	2018	4	FORD	1FDFE4FS2JDC32552	12	2	CU	4 years and/or 100,000 miles	50086	10	0.4	0.6	Good	BELOW	4	4	4	4	Good
19232	PATS	2019	1	FORD	1FDFE4FSKDC29950	12	2	CU	4 years and/or 100,000 miles	28945	10	0.1	0.9	Excellent	BELOW	5	5	5	5	Excellent
19233	PATS	2019	1	FORD	1FDFE4FSKDC29951	12	2	CU	4 years and/or 100,000 miles	35986	10	0.1	0.9	Excellent	BELOW	5	5	5	5	Excellent
19234	PATS	2019	1	FORD	1FDFE4FSKDC29952	12	2	CU	4 years and/or 100,000 miles	31767	10	0.1	0.9	Excellent	BELOW	5	5	5	5	Excellent
19235	PATS	2019	1	FORD	1FDFE4FSKDC29956	12	2	CU	4 years and/or 100,000 miles	29097	10	0.1	0.9	Excellent	BELOW	5	5	5	5	Excellent
21244	PATS	2021	0	FORD	1FDFE4FN2MDC20742	12	2	CU	4 years and/or 100,000 miles	2045	10	0	1	Excellent	BELOW	5	5	5	5	Excellent
21245	PATS	2021	0	FORD	1FDFE4FNXMDC32427	12	2	CU	4 years and/or 100,000 miles	1101	10	0	1	Excellent	BELOW	5	5	5	5	Excellent
21246	PATS	2021	0	FORD	1FDFE4FN1MDC32428	12	2	CU	4 years and/or 100,000 miles	100	10	0	1	Excellent	BELOW	5	5	5	5	Excellent
10	PACS Transportation	2014	8	Ford	1FDEE3FLXEDA13439	12	2	CU	4 Years and/or 100,000 Miles	195900	10	0.8	0.2	Marginal	BELOW	2	2	2	2	Marginal
18	PACS Transportation	2011	11	Ford	1FDEE3FL8BDA68550	13	2	CU	4 Years and/or 100,000 Miles	182706	10	1.1	-0.1	Poor	MET OR EXCEEDED	1	2	1.5	2	Marginal
56	PACS Transportation	2013	9	Ford	1FDEE3FL1DDA44688	12	2	CU	4 Years and/or 100,000 Miles	210015	10	0.9	0.1	Marginal	BELOW	2	1	1.5	2	Marginal
200	PACS Transportation	2016	6	Ford	1FDEE3FL3GDC24243	12	2	CU	4 Years and/or 100,000 Miles	144650	10	0.6	0.4	Adequate	BELOW	3	3	3	3	Adequate
201	PACS Transportation	2016	6	Ford	1FDEE3FL5GDC24244	12	2	CU	4 Years and/or 100,000 Miles	144650	10	0.6	0.4	Adequate	BELOW	3	3	3	3	Adequate
202	PACS Transportation	2016	6	Ford	1FDEE3FL4GDC24249	12	2	CU	4 Years and/or 100,000 Miles	156294	10	0.6	0.4	Adequate	BELOW	3	2	2.5	3	Adequate
203	PACS Transportation	2016	6	Ford	1FDEE3FL2GDC24282	12	2	CU	4 Years and/or 100,000 Miles	174749	10	0.6	0.4	Adequate	BELOW	3	2	2.5	3	Adequate
205	PACS Transportation	2016	6	Ford	1FDEE3FL2GDC23505	12	2	CU	4 Years and/or 100,000 Miles	176777	10	0.6	0.4	Adequate	BELOW	3	2	2.5	3	Adequate
206	PACS Transportation	2016	6	Ford	1FDEE3FL1GDC24287	12	2	CU	4 Years and/or 100,000 Miles	160542	10	0.6	0.4	Adequate	BELOW	3	2	2.5	3	Adequate
207	PACS Transportation	2017	5	Ford	1FDEE3FS8HDC01341	12	2	CU	4 Years and/or 100,000 Miles	111923	10	0.5	0.5	Good	BELOW	4	3	3.5	4	Good
208	PACS Transportation	2017	5	Ford	1FDEE3FSXHDC01342	12	2	CU	4 Years and/or 100,000 Miles	111238	10	0.5	0.5	Good	BELOW	4	3	3.5	4	Good
222	PACS Transportation	2018	4	Ford	1FDEE3FS3JDC24094	12	4	CU	4 Years and/or 100,000 Miles	153229	10	0.4	0.6	Good	BELOW	4	2	3	3	Adequate
223	PACS Transportation	2018	4	Ford	1FDEE3FS5JDC24095	12	4	CU	4 Years and/or 100,000 Miles	176216	10	0.4	0.6	Good	BELOW	4	2	3	3	Adequate
406	PACS Transportation	2021	1	Ford	1FDEE3FN5MD32423	12	4	CU	4 Years and/or 100,000 Miles	29238	10	0.1	0.9	Excellent	BELOW	5	5	5	5	Excellent
407	PACS Transportation	2021	1	Ford	1FDEE3FN7MDC32424	12	4	CU	4 Years and/or 100,000 Miles	54166	10	0.1	0.9	Excellent	BELOW	5	4	4.5	5	Excellent
HO1	PACS Transportation	2015	7	Ford	1FDEE3FLXFDA07318	12	2	CU	4 Years and/or 100,000 Miles	282997	10	0.7	0.3	Adequate	BELOW	3	1	2	2	Marginal
HO2	PACS Transportation	2015	7	Ford	1FDEE3FL2FDA07345	12	2	CU	4 Years and/or 100,000 Miles	297172	10	0.7	0.3	Adequate	BELOW	3	1	2	2	Marginal
HO3	PACS Transportation	2016	6	Ford	1FDEE3FL8GDC13240	12	2	CU	4 Years and/or 100,000 Miles	299785	10	0.6	0.4	Adequate	BELOW	3	1	2	2	Marginal
M1	PACS Transportation	2017	5	Ford	1FDEE3FS5HDC36502	12	2	CU	4 Years and/or 100,000 Miles	227656	10	0.5	0.5	Good	BELOW	4	1	2.5	3	Adequate
M2	PACS Transportation	2017	5	Ford	1FDEE3FS7HDC36503	12	2	CU	4 Years and/or 100,000 Miles	233395	10	0.5	0.5	Good	BELOW	4	1	2.5	3	Adequate
1930	RTEC	2019	3	Ford	1FDWE3FSKDC30583	12	2	CU	4 Years and/or 100,000 Miles	55189	10	0.3	0.7	Good	BELOW	4	4	4	4	Good
1931	RTEC	2019	3	Ford	1FDWE3FS4KDC30587	12	2	CU	4 Years and/or 100,000 Miles	65670	10	0.3	0.7	Good	BELOW	4	4	4	4	Good

1932	RTEC	2019	3	Ford	1FDWE3FS6KDC30588	12	2	CU	4 Years and/or 100,000 Miles	53574	10	0.3	0.7	Good	BELOW	4	4	4	4	Good
1933	RTEC	2019	3	Ford	1FDWE3FS8KDC30589	12	2	CU	4 Years and/or 100,000 Miles	62992	10	0.3	0.7	Good	BELOW	4	4	4	4	Good
1934	RTEC	2019	3	Ford	1FDWE3FS6KDC30591	12	2	CU	4 Years and/or 100,000 Miles	50962	10	0.3	0.7	Good	BELOW	4	4	4	4	Good
1935	RTEC	2019	3	Ford	1FDWE3FS8KDC30592	12	2	CU	4 Years and/or 100,000 Miles	59195	10	0.3	0.7	Good	BELOW	4	4	4	4	Good
1936	RTEC	2019	3	Ford	1FDWE3FS7KDC30597	12	2	CU	4 Years and/or 100,000 Miles	44467	10	0.3	0.7	Good	BELOW	4	5	4.5	5	Excellent
1937	RTEC	2019	3	Ford	1FDWE3FS3KDC30600	12	2	CU	4 Years and/or 100,000 Miles	40969	10	0.3	0.7	Good	BELOW	4	5	4.5	5	Excellent
1938	RTEC	2019	3	Ford	1FDEE3FS5KDC30576	12	2	CU	4 Years and/or 100,000 Miles	40622	10	0.3	0.7	Good	BELOW	4	5	4.5	5	Excellent
1939	RTEC	2019	3	Ford	1FDEE3FS7KDC30577	12	2	CU	4 Years and/or 100,000 Miles	65379	10	0.3	0.7	Good	BELOW	4	4	4	4	Good
1940	RTEC	2019	3	Ford	1FDEE3FS7KDC30580	12	2	CU	4 Years and/or 100,000 Miles	37590	10	0.3	0.7	Good	BELOW	4	5	4.5	5	Excellent
1941	RTEC	2019	3	Ford	1FDEE3FS9KDC30581	12	2	CU	4 Years and/or 100,000 Miles	35244	10	0.3	0.7	Good	BELOW	4	5	4.5	5	Excellent
1942	RTEC	2019	3	Ford	1FDEE3FS0KDC30582	12	2	CU	4 Years and/or 100,000 Miles	57264	10	0.3	0.7	Good	BELOW	4	4	4	4	Good
1943	RTEC	2019	3	Ford	1FDEE3FS0KDC34390	12	2	CU	4 Years and/or 100,000 Miles	34040	10	0.3	0.7	Good	BELOW	4	5	4.5	5	Excellent
1944	RTEC	2019	3	Ford	1FDWE3FS0KDC30585	12	2	CU	4 Years and/or 100,000 Miles	18700	10	0.3	0.7	Good	BELOW	4	5	4.5	5	Excellent
1945	RTEC	2019	3	Ford	1FDWE3FS2KDC30586	12	2	CU	4 Years and/or 100,000 Miles	36192	10	0.3	0.7	Good	BELOW	4	5	4.5	5	Excellent
1946	RTEC	2019	3	Ford	1FDWE3FS4KDC30590	12	2	CU	4 Years and/or 100,000 Miles	41886	10	0.3	0.7	Good	BELOW	4	5	4.5	5	Excellent
1947	RTEC	2019	3	Ford	1FDWE3FSXKDC30593	12	2	CU	4 Years and/or 100,000 Miles	43710	10	0.3	0.7	Good	BELOW	4	5	4.5	5	Excellent
1948	RTEC	2019	3	Ford	1FDWE3FS1KDC30594	12	2	CU	4 Years and/or 100,000 Miles	45750	10	0.3	0.7	Good	BELOW	4	5	4.5	5	Excellent
1949	RTEC	2019	3	Ford	1FDWE3FS3KDC30595	12	2	CU	4 Years and/or 100,000 Miles	47239	10	0.3	0.7	Good	BELOW	4	5	4.5	5	Excellent
1950	RTEC	2019	3	Ford	1FDWE3FS5KDC30596	12	2	CU	4 Years and/or 100,000 Miles	7280	10	0.3	0.7	Good	BELOW	4	5	4.5	5	Excellent
1951	RTEC	2019	3	Ford	1FDWE3FS9KDC30598	12	2	CU	4 Years and/or 100,000 Miles	24813	10	0.3	0.7	Good	BELOW	4	5	4.5	5	Excellent
1952	RTEC	2019	3	Ford	1FDWE3FS0KDC30599	12	2	CU	4 Years and/or 100,000 Miles	38987	10	0.3	0.7	Good	BELOW	4	5	4.5	5	Excellent
1953	RTEC	2019	3	Ford	1FDWE3FS7KDC34388	12	2	CU	4 Years and/or 100,000 Miles	46522	10	0.3	0.7	Good	BELOW	4	5	4.5	5	Excellent
2001	RTEC	2019	3	Ford	1FDEE3FS4KDC49488	12	2	CU	4 Years and/or 100,000 Miles	29848	10	0.3	0.7	Good	BELOW	4	5	4.5	5	Excellent
2101	RTEC	2021	1	Ford	1FDWE3FN5MDC29039	12	2	CU	4 Years and/or 100,000 Miles	12460	10	0.1	0.9	Excellent	BELOW	5	5	5	5	Excellent
2102	RTEC	2021	1	Ford	1FDWE3FN6MDC29034	12	2	CU	4 Years and/or 100,000 Miles	656	10	0.1	0.9	Excellent	BELOW	5	5	5	5	Excellent
2103	RTEC	2021	1	Ford	1FDWE3FNXMDC29036	12	2	CU	4 Years and/or 100,000 Miles	9004	10	0.1	0.9	Excellent	BELOW	5	5	5	5	Excellent
2104	RTEC	2021	1	Ford	1FDWE3FN3MDC29041	12	2	CU	4 Years and/or 100,000 Miles	1100	10	0.1	0.9	Excellent	BELOW	5	5	5	5	Excellent
2105	RTEC	2021	1	Ford	1FDWE3FN3MDC29038	12	2	CU	4 Years and/or 100,000 Miles	861	10	0.1	0.9	Excellent	BELOW	5	5	5	5	Excellent
2106	RTEC	2021	1	Ford	1FDWE3FN8MDC29035	12	2	CU	4 Years and/or 100,000 Miles	2196	10	0.1	0.9	Excellent	BELOW	5	5	5	5	Excellent
2107	RTEC	2021	1	Ford	1FDWE3FN1MDC29037	12	2	CU	4 Years and/or 100,000 Miles	487	10	0.1	0.9	Excellent	BELOW	5	5	5	5	Excellent
2108	RTEC	2021	1	Ford	1FDWE3FN4MDC29033	12	2	CU	4 Years and/or 100,000 Miles	460	10	0.1	0.9	Excellent	BELOW	5	5	5	5	Excellent
2109	RTEC	2021	1	Ford	1FDWE3FN1MDC29040	12	2	CU	4 Years and/or 100,000 Miles	1083	10	0.1	0.9	Excellent	BELOW	5	5	5	5	Excellent
2115	RTEC	2021	1	Ford	1FDEE3FN3MDC41749	12	2	CU	4 Years and/or 100,000 Miles	438	10	0.1	0.9	Excellent	BELOW	5	5	5	5	Excellent
2116	RTEC	2021	1	Ford	1FDEE3FNXMDC41750	12	2	CU	4 Years and/or 100,000 Miles	439	10	0.1	0.9	Excellent	BELOW	5	5	5	5	Excellent
2117	RTEC	2021	1	Ford	1FDEE3FN9MDC40802	12	2	CU	4 Years and/or 100,000 Miles	440	10	0.1	0.9	Excellent	BELOW	5	5	5	5	Excellent
2118	RTEC	2021	1	Ford	1FDEE3FN4MDC40805	12	2	CU	4 Years and/or 100,000 Miles	397	10	0.1	0.9	Excellent	BELOW	5	5	5	5	Excellent
2119	RTEC	2021	1	Ford	1FDEE3FN2MDC40799	12	2	CU	4 Years and/or 100,000 Miles	406	10	0.1	0.9	Excellent	BELOW	5	5	5	5	Excellent
2120	RTEC	2021	1	Ford	1FDEE3FN1MDC41751	12	2	CU	4 Years and/or 100,000 Miles	442	10	0.1	0.9	Excellent	BELOW	5	5	5	5	Excellent
2121	RTEC	2021	1	Ford	1FDEE3FN7MDC40801	12	2	CU	4 Years and/or 100,000 Miles	408	10	0.1	0.9	Excellent	BELOW	5	5	5	5	Excellent
2122	RTEC	2021	1	Ford	1FDEE3FN0MDC40803	12	2	CU	4 Years and/or 100,000 Miles	405	10	0.1	0.9	Excellent	BELOW	5	5	5	5	Excellent
2123	RTEC	2021	1	Ford	1FDEE3FN2MDC40804	12	2	CU	4 Years and/or 100,000 Miles	399	10	0.1	0.9	Excellent	BELOW	5	5	5	5	Excellent
2124	RTEC	2022	0	Ford	1FDEE3FN5NDC11556	12	2	CU	4 Years and/or 100,000 Miles	428	10	0	1	Excellent	BELOW	5	5	5	5	Excellent
2125	RTEC	2022	0	Ford	1FDEE3FN7NDC11557	12	2	CU	4 Years and/or 100,000 Miles	493	10	0	1	Excellent	BELOW	5	5	5	5	Excellent
2126	RTEC	2022	0	Ford	1FDEE3FN9NDC11558	12	2	CU	4 Years and/or 100,000 Miles	557	10	0	1	Excellent	BELOW	5	5	5	5	Excellent
2133	RTEC	2021	1	Ford	1FDEE3FN5MDC40800	12	2	CU	4 Years and/or 100,000 Miles	2256	10	0.1	0.9	Excellent	BELOW	5	5	5	5	Excellent
2134	RTEC	2022	0	Ford	1FDEE3FN0NDC11559	12	2	CU	4 Years and/or 100,000 Miles	436	10	0	1	Excellent	BELOW	5	5	5	5	Excellent
401	SVTS	2014	8	Ford	1FDEE3FL7EDA83657	12	2	CU	4 Years and/or 100,000 Miles	290746	10	0.8	0.2	Marginal	BELOW	2	1	1.5	2	Marginal
402	SVTS	2014	8	Ford	1FDEE3FL9EDA83658	12	2	CU	4 Years and/or 100,000 Miles	257214	10	0.8	0.2	Marginal	BELOW	2	1	1.5	2	Marginal
403	SVTS	2014	8	Ford	1FDEE3FL0EDA83659	12	2	CU	4 Years and/or 100,000 Miles	238738	10	0.8	0.2	Marginal	BELOW	2	1	1.5	2	Marginal
404	SVTS	2014	8	Ford	1FDEE3FL4EDB10328	12	2	CU	4 Years and/or 100,000 Miles	265203	10	0.8	0.2	Marginal	BELOW	2	1	1.5	2	Marginal
405	SVTS	2015	7	Ford	1FDEE3FL6FDA17571	10	2	CU	4 Years and/or 100,000 Miles	177696	10	0.7	0.3	Adequate	BELOW	3	2	2.5	3	Adequate
406	SVTS	2016	6	Ford	1FDEE3FL2GDC03593	14	2	CU	4 Years and/or 100,000 Miles	223660	10	0.6	0.4	Adequate	BELOW	3	1	2	2	Marginal
407	SVTS	2016	6	Ford	1FDEE3FL4GDC03594	14	2	CU	4 Years and/or 100,000 Miles	278612	10	0.6	0.4	Adequate	BELOW	3	1	2	2	Marginal
409	SVTS	2016	6	Ford	1FDEE3FLXGDC03602	14	2	CU	4 Years and/or 100,000 Miles	258879	10	0.6	0.4	Adequate	BELOW	3	1	2	2	Marginal
410	SVTS	2016	6	Ford	1FDEE3FL5GDC03538	14	2	CU	4 Years and/or 100,000 Miles	212304	10	0.6	0.4	Adequate	BELOW	3	1	2	2	Marginal
411	SVTS	2016	6	Ford	1FDEE3FL7GDC03539	14	2	CU	4 Years and/or 100,000 Miles	240385	10	0.6	0.4	Adequate	BELOW	3	1	2	2	Marginal
412	SVTS	2016	6	Ford	1FDEE3FLXGDC03552	14	2	CU	4 Years and/or 100,000 Miles	278700	10	0.6	0.4	Adequate	BELOW	3	1	2	2	Marginal
413	SVTS	2016	6	Ford	1FDEE3FLGDC03567	14	2	CU	4 Years and/or 100,000 Miles	245122	10	0.6	0.4	Adequate	BELOW	3	1	2	2	Marginal
414	SVTS	2016	6	Ford	1FDEE3FL5GDC03572	14	2	CU	4 Years and/or 100,000 Miles	96138	10	0.6	0.4	Adequate	BELOW	3	4	3.5	4	Good
415	SVTS	2016	6	Ford	1FDEE3FL9GDC03638	14	2	CU	4 Years and/or 100,000 Miles	262259	10	0.6	0.4	Adequate	BELOW	3	1	2	2	Marginal
417	SVTS	2016	6	Ford	1FDEE3FL9GDC03686	14	2	CU	4 Years and/or 100,000 Miles	290012	10	0.6	0.4	Adequate	BELOW	3	1	2	2	Marginal
420	SVTS	2016	6	Ford	1FDEE3FS5GDC58272	14	2	CU	4 Years and/or 100,000 Miles	233538	10	0.6	0.4	Adequate	BELOW	3	1	2	2	Marginal
421	SVTS	2016	6	Ford	1FDEE3FS2GDC58276	14	2	CU	4 Years and/or 100,000 Miles	244476	10	0.6	0.4	Adequate	BELOW	3	1	2	2	Marginal
422	SVTS	2017	5	Ford	1FDEE3FS5HDC01345	14	2	CU	4 Years and/or 100,000 Miles	149150	10	0.5	0.5	Good	BELOW	4	3	3.5	4	Good
423	SVTS	2017	5	Ford	1FDEE3FS7HDC01346	14	2	CU	4 Years and/or 100,000 Miles	222860	10	0.5	0.5	Good	BELOW	4	1	2.5	3	Adequate
424	SVTS	2017	5	Ford	1FDEE3FS9HDC01350	14	2	CU	4 Years and/or 100,000 Miles	224469	10	0.5	0.5	Good	BELOW	4	1	2.5	3	Adequate
425	SVTS	2017	5	Ford	1FDEE3FS0HDC01351	14	2	CU	4 Years and/or 100,000 Miles	263124	10	0.5	0.5	Good	BELOW	4	1	2.5	3	Adequate
426	SVTS	2017	5	Ford	1FDEE3FS4HDC01370	14	2	CU	4 Years and/or 100,000 Miles	196590	10	0.5	0.5	Good	BELOW	4	2	3	3	Adequate
427	SVTS	2017	5	Ford	1FDEE3FS6HDC01371	14	2	CU	4 Years and/or 100,000 Miles	103925	10	0.5	0.5	Good	BELOW	4	3	3.5	4	Good
428	SVTS	2017	5	Ford	1FDEE3FSXDC01325	14	2	CU	4 Years and/or 100,000 Miles	184546	10	0.5	0.5	Good	BELOW	4	2	3	3	Adequate
438	SVTS	2017	5	Ford	1FDEE3FS5HDC55826	14	2	CU	4 Years and/or 100,000 Miles	215528	10	0.5	0.5	Good	BELOW	4	1	2.5	3	Adequate
439	SVTS	2017	5	Ford	1FDEE3FS9HDC55831	14	2	CU	4 Years and/or 100,000 Miles	219039	10	0.5	0.5	Good	BELOW	4	1	2.5	3	Adequate
440	SVTS	2018	4	Ford	1FDEE3FS2JDC07609	14	2	CU	4 Years and/or 100,000 Miles	76515	10	0.4	0.6	Good	BELOW	4	4	4	4	Good
441	SVTS	2018	4	Ford	1FDEE3FS0JDC07611	14	2	CU	4 Years and/or 100,000 Miles	179047	10	0.4	0.6	Good	BELOW	4	2	3	3	Adequate
442	SVTS	2018	4	Ford	1FDEE3FS5JDC07619	14	2	CU	4 Years and/or 100,000 Miles	7364	10	0.4	0.6	Good	BELOW	4	5	4.5	5	Excellent
443	SVTS	2018	4	Ford	1FDEE3FS0JDC29849	14	2	CU	4 years and/or 100,000 Miles	156757	10	0.4	0.6	Good	BELOW	4	2	3	3	Adequate
444	SVTS	2018	4	Ford	1FDEE3FS2JDC32347	14	2	CU	4 Years and/or 100,000 Miles	211853	10	0.4	0.6	Good	BELOW	4	1	2.5	3	Adequate
445	SVTS	2018	4	Ford	1FDEE3FSXJDC32340	14	2	CU	4 Years and/or 100,000 Miles	127236	10	0.4	0.6	Good	BELOW	4	3	3.5	4	Good
447	SVTS	2019	3	Ford	1FDEE3FS2KDC12293	14	2	CU	4 Years and/or 100,000 Miles	137971	10	0.3	0.7	Good	BELOW	4	3	3.5	4	Good
448	SVTS	2019	3	Ford	1FDEE3FS4KDC12294	14	2	CU	4 Years and/or 100,000 Miles	180526	10	0.3	0.7	Good	BELOW	4	2	3	3	Adequate
449	SVTS	2019	3	Ford	1FDEE3FSXKDC12297	14	2	CU	4 Years and/or 100,000 Miles	128504	10	0.3	0.7	Good	BELOW	4	3	3.5	4	Good
450	SVTS	2019	3	Ford	1FDEE3FS1KDC12298	14	2	CU	4 Years and/or 100,000 Miles	150282	10	0.3	0.7	Good	BELOW	4	2	3	3	Adequate
451	SVTS	2019	3	Ford	1FDEE3FS3KDC12299	14	2	CU	4 Years and/or 100,000 Miles	171178	10	0.3	0.7	Good	BELOW	4	2	3	3	Adequate
452	SVTS	2019	3	Ford	1FDEE3FS6KDC12300	14	2	CU	4 Years and/or 100,000 Miles	153214	10	0.3	0.7	Good	BELOW	4	2	3	3	Adequate
453	SVTS	2019	3	Ford	1FDEE3FS8KDC12301	14	2	CU	4 Years and/or 100,000 Miles	143587	10	0.3	0.7	Good	BELOW	4	3	3.5	4	Good
454	SVTS	2019	3	Ford	1FDEE3FSKDC12304	14	2	CU	4 Years and/or 100,000 Miles	147112	10	0.3	0.7	Good	BELOW	4	3	3.5	4	Good
455	SVTS	2019	3	Ford	1FDEE3FS5KDC12305	14	2	CU	4 Years and/or 100,000 Miles	131252	10	0.3	0.7	Good	BELOW	4	3	3.5	4	Good
456	SVTS	2019	3	Ford	1FDEE3FS9FDC12310	14	2	CU	4 Years and/or 100,000 Miles	142995	10	0.3	0.7	Good	BELOW	4	3	3.5	4	Good
457	SVTS	2019	3	Ford	1FDEE3FS0KDC12308	14	2	CU	4 Years and/or 100,000 Miles	148291	10	0.3	0.7	Good	BELOW	4	3	3.5	4	Good
458	SVTS	2019	3	Ford	1FDEE3FS8KDC22102	14	2	CU	4 Years and/or 100,000 Miles	155235	10	0.3	0.7	Good	BELOW	4	2	3	3	Adequate
459	SVTS	2019	3	Ford	1FDEE3FS1KDC22104	14	2	CU	4 Years and/or 100,000 Miles	156123	10	0.3	0.7	Good	BELOW	4	2	3	3	Adequate
460	SVTS	2019	3	Ford	1FDEE3FS4KDC64573	14	2	CU	4 Years and/or 100,000 Miles	103017	10	0.3	0.7	Good	BELOW	4	3	3.5	4	Good
461	SVTS	2019	3	Ford	1FDEE3FS8KDC64575	14	2	CU	4 Years and/or 100,000 Miles	98027	10	0.3	0.7	Good	BELOW	4	4	4	4	Good
462	SVTS	2019	3	Ford	1FDEE3FS8KDC64575	14	2	CU	4 Years and/or 100,000 Miles	73247	10	0.3	0.7	Good	BELOW	4	4	4	4	Good
463	SVTS	2019	3	Ford	1FDEE3FSXKDC64576	14	2	CU	4 Years and/or 100,000 Miles	117001	10	0.3	0.7	Good	BELOW	4	3	3.5	4	Good
464	SVTS	2019	3	Ford	1FDEE3FS1KDC64577	14	2	CU	4 Years and/or 100,000 Miles	62155	10	0.3	0.7	Good	BELOW	4	4	4	4	Good
465	SVTS	2019	3	Ford	1FDEE3FS3KDC64578	14	2	CU	4 Years and/or 100,000 Miles	82446	10	0.3	0.7	Good	BELOW	4	4	4	4	Good
466	SVTS	2019	3	Ford	1FDEE3FS5KDC64579	14	2	CU	4 Years and/or 100,000 Miles	82446	10	0.3	0.7	Good	BELOW	4	4	4	4	Good
467	SVTS	2019	3	Ford	1FDEE3FS1KDC64580	14	2	CU	4 Years and/or 100,000 Miles	110618	10	0.3	0.7	Good	BELOW	4	3	3.5	4	Good
468	SVTS	2019	3	Ford	1FDEE3FS3KDC64581	14	2	CU	4 Years and/or 100,000 Miles	136202	10	0.3	0.7	Good	BELOW	4	3	3.5	4	Good
469	SVTS	2019	3	Ford	1FDEE3FS5KDC64582	14	2	CU	4 Years and/or 100,000 Miles	139938	10	0.3	0.7	Good	BELOW	4	3	3.5	4	Good

470	SVTS	2019	3	Ford	1FDEE3FS7KDC49498	14	2	CU	4 Years and/or 100,000 Miles	91641	10	0.3	0.7	Good	BELOW	4	4	4	4	Good
471	SVTS	2019	3	Ford	1FDEE3FS6KDC59729	14	2	CU	4 Years and/or 100,000 Miles	85215	10	0.3	0.7	Good	BELOW	4	4	4	4	Good
472	SVTS	2019	3	Ford	1FDEE3FS5KDC59740	14	2	CU	4 Years and/or 100,000 Miles	88154	10	0.3	0.7	Good	BELOW	4	4	4	4	Good
473	SVTS	2019	3	Ford	1FDEE3FS5KDC59737	14	2	CU	4 Years and/or 100,000 Miles	89075	10	0.3	0.7	Good	BELOW	4	4	4	4	Good
478	SVTS	2020	2	Dodge	1FDEE3FN2MDC26031	14	2	CU	4 Years and/or 100,000 Miles	67005	10	0.2	0.8	Excellent	BELOW	5	4	4.5	5	Excellent
479	SVTS	2020	2	Ford	1FDEE3FN3MDC32422	14	2	CU	4 Years and/or 100,000 Miles	25802	10	0.2	0.8	Excellent	BELOW	5	5	5	5	Excellent
480	SVTS	2020	2	Ford	1FDEE3FN9MDC32425	14	2	CU	4 Years and/or 100,000 Miles	81257	10	0.2	0.8	Excellent	BELOW	5	4	4.5	5	Excellent
482	SVTS	2022	0	Ford	1FDEE3FN0NDC14137	14	2	CU	4 Years and/or 100,000 Miles	41171	10	0	1	Excellent	BELOW	5	5	5	5	Excellent
483	SVTS	2022	0	Ford	1FDEE3FN2NDC14138	14	2	CU	4 Years and/or 100,000 Miles	44452	10	0	1	Excellent	BELOW	5	5	5	5	Excellent
484	SVTS	2022	0	Ford	1FDEE3FN4NDC14139	14	2	CU	4 Years and/or 100,000 Miles	56176	10	0	1	Excellent	BELOW	5	4	4.5	5	Excellent
485	SVTS	2022	0	Ford	1FDEE3FN0NDC14140	14	2	CU	4 Years and/or 100,000 Miles	47179	10	0	1	Excellent	BELOW	5	5	5	5	Excellent
93	FKFT	2016	6	Ford	1FDEE3FL4GDC26034	8	2	CU	4 Years and/or 100,000 miles	114021	10	0.6	0.4	Adequate	BELOW	3	3	3	3	Adequate
94	FKFT	2016	6	Ford	1FDEE3FLXGDC26037	8	2	CU	4 Years and/or 100,000 miles	114796	10	0.6	0.4	Adequate	BELOW	3	3	3	3	Adequate
96	FKFT	2017	5	Ford	1FDWE3FS2HDC61054	8	2	CU	4 Years and/or 100,000 miles	141977	10	0.5	0.5	Good	BELOW	4	3	3.5	4	Good
83	FKFT	2017	5	Ford	1FDFE4FS5HDC03154	14	2	CU	7 Years and/or 200,000 Miles	123289	10	0.5	0.5	Good	BELOW	4	4	4	4	Good
84	FKFT	2017	5	Ford	1FDXE4FS1HDC73934	14	2	CU	7 Years and/or 200,000 Miles	106386	10	0.5	0.5	Good	BELOW	4	4	4	4	Good
92	FKFT	2016	6	Ford	1FDFE4FS8GDC15538	16	2	CU	7 Years and/or 200,000 Miles	121288	10	0.6	0.4	Adequate	BELOW	3	4	3.5	4	Good
95	FKFT	2016	6	Ford	1FDFE4FS3GDC55249	16	2	CU	7 Years and/or 200,000 miles	115266	10	0.6	0.4	Adequate	BELOW	3	4	3.5	4	Good
70	FKFT	2019	3	Ford	1FDAFGY3KEG59509	20	2	CU	7 Years and/or 200,000 Miles	51587	10	0.3	0.7	Good	BELOW	4	5	4.5	5	Excellent
71	FKFT	2019	3	Ford	1FDAFGY3KEG59511	20	2	CU	7 Years and/or 200,000 Miles	40588	10	0.3	0.7	Good	BELOW	4	5	4.5	5	Excellent
72	FKFT	2019	3	Ford	1FDAFGY3KEG59512	20	2	CU	7 Years and/or 200,000 Miles	48646	10	0.3	0.7	Good	BELOW	4	5	4.5	5	Excellent
73	FKFT	2019	3	Ford	1FDAFGY3KEG59513	20	2	CU	7 Years and/or 200,000 Miles	46466	10	0.3	0.7	Good	BELOW	4	5	4.5	5	Excellent
74	FKFT	2019	3	Ford	1FDAFGY3KEG59510	20	2	CU	7 Years and/or 200,000 Miles	44642	10	0.3	0.7	Good	BELOW	4	5	4.5	5	Excellent
77	FKFT	2012	10	Ford	1FDGF5GT9CED10466	24	2	CU	7 Years and/or 200,000 Miles	190345	10	1	0	Marginal	MET OR EXCEEDED	2	4	3	3	Adequate
78	FKFT	2017	5	Ford	1FDGF5GY6HEF01779	24	2	CU	7 Years and/or 200,000 Miles	78198	10	0.5	0.5	Good	BELOW	4	5	4.5	5	Excellent
New 60	Glasgow Transit System	2019	3	FORD	1FDFE4FSOKDC12383	16	2	CU	7 Years and/or 200,000 Miles	57005.4	10	0.3	0.7	Good	BELOW	4	5	4.5	5	Excellent
NEW 59	Glasgow Transit System	2019	2	FORD	1FDEE3FS1KDC39775	12	2	CU	7 Years and/or 200,000 Miles	59741	10	0.2	0.8	Excellent	BELOW	5	5	5	5	Excellent
ST1	City of Scottsville	2019	0	Ford	1FDXE4FS4KDC29949	14	2	CU	4 years and/or 100,000 miles	67786	10	0	1	Excellent	BELOW	5	4	4.5	5	Excellent
ST2	City of Scottsville	2022	0	Ford	1FDXE4FNXNDC21806	14	2	CU	4 years and/or 100,000 miles	12399	10	0	1	Excellent	BELOW	5	5	5	5	Excellent
3	FCTA	2013	9	Ford	1FDEE3FS0DDA20731	14	2	CU	4 Years and/or 100,000 Miles	225838	10	0.9	0.1	Marginal	BELOW	2	1	1.5	2	Marginal
18	FCTA	2009	13	Ford	1FDEE35L39DA90807	14	2	CU	4 Years and/or 100,000 Miles	379012	10	1.3	-0.3	Poor	MET OR EXCEEDED	1	1	1	1	Poor
22	FCTA	2010	12	Ford	1FDEE3FL5ADA03699	14	2	CU	4 Years and/or 100,000 Miles	346468	10	1.2	-0.2	Poor	MET OR EXCEEDED	1	1	1	1	Poor
25	FCTA	2013	9	Ford	1FDEE3FS5DDB28990	14	2	CU	4 Years and/or 100,000 Miles	208153	10	0.9	0.1	Marginal	BELOW	2	1	1.5	2	Marginal
37	FCTA	2014	8	Ford	1FDEE3FS1EDA05852	14	2	CU	4 Years and/or 100,000 Miles	211024	10	0.8	0.2	Marginal	BELOW	2	1	1.5	2	Marginal
46	FCTA	2016	6	Ford	1FDEE3FL8GDC09012	14	2	CU	4 Years and/or 100,000 Miles	187898	10	0.6	0.4	Adequate	BELOW	3	2	2.5	3	Adequate
47	FCTA	2016	6	Ford	1FDEE3FS5GDC50382	14	2	CU	4 Years and/or 100,000 Miles	217370	10	0.6	0.4	Adequate	BELOW	3	1	2	2	Marginal
49	FCTA	2017	5	Ford	1FDEE3FS5HDC01331	14	2	CU	4 Years and/or 100,000 Miles	161623	10	0.5	0.5	Good	BELOW	4	2	3	3	Adequate
63	FCTA	2017	5	FORD	1FDEE3FS5HDC62016	14	2	CU	4 Years and/or 100,000 Miles	173931	10	0.5	0.5	Good	BELOW	4	2	3	3	Adequate
64	FCTA	2017	5	FORD	1FDEE3FS9HDC62018	14	2	CU	4 Years and/or 100,000 Miles	188151	10	0.5	0.5	Good	BELOW	4	2	3	3	Adequate
65	FCTA	2017	5	FORD	1FDEE3FS8HDC61037	14	2	CU	4 Years and/or 100,000 Miles	203065	10	0.5	0.5	Good	BELOW	4	1	2.5	3	Adequate
66	FCTA	2017	5	FORD	1FDEE3FSXHDC61038	14	2	CU	4 Years and/or 100,000 Miles	199389	10	0.5	0.5	Good	BELOW	4	2	3	3	Adequate
67	FCTA	2017	5	FORD	1FDEE3FSXHDC61041	14	2	CU	4 Years and/or 100,000 Miles	190357	10	0.5	0.5	Good	BELOW	4	2	3	3	Adequate
68	FCTA	2017	5	FORD	1FDEE3FS0HDC62022	14	2	CU	4 Years and/or 100,000 Miles	166281	10	0.5	0.5	Good	BELOW	4	2	3	3	Adequate
69	FCTA	2017	5	FORD	1FDEE3FSXHDC62013	14	2	CU	4 Years and/or 100,000 Miles	140903	10	0.5	0.5	Good	BELOW	4	3	3.5	4	Good
70	FCTA	2017	5	FORD	1FDEE3FS0HDC62019	14	2	CU	4 Years and/or 100,000 Miles	178801	10	0.5	0.5	Good	BELOW	4	2	3	3	Adequate
71	FCTA	2017	5	FORD	1FDEE3FSXHDC62027	14	2	CU	4 Years and/or 100,000 Miles	166998	10	0.5	0.5	Good	BELOW	4	2	3	3	Adequate
74	TA/Hickman Senior Citizen	2016	6	Ford	1FDEE3FL5GDC05399	14	2	CU	4 Years and/or 100,000 Miles	101696	10	0.6	0.4	Adequate	BELOW	3	3	3	3	Adequate
78	FCTA	2018	4	Ford	1FDEE3FS3KDC04654	14	2	CU	4 Years and/or 100,000 Miles	111512	10	0.4	0.6	Good	BELOW	4	3	3.5	4	Good
79	FCTA	2018	4	Ford	1FDEE3FS3KDC04653	14	2	CU	4 Years and/or 100,000 Miles	115302	10	0.4	0.6	Good	BELOW	4	3	3.5	4	Good
80	FCTA	2018	4	Ford	1FDEE3FS3KDC04655	14	2	CU	4 Years and/or 100,000 Miles	105679	10	0.4	0.6	Good	BELOW	4	3	3.5	4	Good
82	FCTA	2018	4	Ford	1FEE3FS7KDC04657	14	2	CU	4 Years and/or 100,000 Miles	105457	10	0.4	0.6	Good	BELOW	4	3	3.5	4	Good
94	FCTA	2019	3	Ford	1FDEE3FSKDC65540	14	2	CU	4 Years and/or 100,000 Miles	73645	10	0.3	0.7	Good	BELOW	4	4	4	4	Good
95	FCTA	2019	3	Ford	1FDEE3FS5KDC65537	14	2	CU	4 Years and/or 100,000 Miles	54129	10	0.3	0.7	Good	BELOW	4	4	4	4	Good
96	FCTA	2019	3	Ford	1FDEE3FS7KDC64583	14	2	CU	4 Years and/or 100,000 Miles	58017	10	0.3	0.7	Good	BELOW	4	4	4	4	Good
97	FCTA	2019	3	Ford	1FDEE3FS7KDC65538	14	2	CU	4 Years and/or 100,000 Miles	46062	10	0.3	0.7	Good	BELOW	4	5	4.5	5	Excellent
98	FCTA	2019	3	Ford	1FDEE3FS9KDC65539	14	2	CU	4 Years and/or 100,000 Miles	45598	10	0.3	0.7	Good	BELOW	4	5	4.5	5	Excellent
7	GCSO	2009	13	Ford	1FDEE35L49DA42099	12	2	CU	4 Years and/or 100,000 Miles	251901	10	1.3	-0.3	Poor	MET OR EXCEEDED	1	1	1	1	Poor
5	GCSO	2016	4	Ford	1FDEE3FL5GDC16290	14	2	CU	4 Years and/or 100,000 Miles	61918	10	0.4	0.6	Good	BELOW	4	4	4	4	Good
#05	Owen Co. Fiscal Court	2016	6	Ford	1FDEE3FL3GDC03649	14	2	CU	4 Years and/or 100,000 Miles	26625	10	0.6	0.4	Adequate	BELOW	3	5	4	4	Good
#11	Owen Co. Fiscal Court	2017	5	Ford	1FDEE3FS0HDC64305	14	2	CU	4 Years and/or 100,000 Miles	1675	10	0.5	0.5	Good	BELOW	4	5	4.5	5	Excellent
#SC1	Owen Co. Fiscal Court	2017	5	Ford	1FDEE3FS3HDC41651	14	2	CU	4 Years and/or 100,000 Miles	3777	10	0.5	0.5	Good	BELOW	4	5	4.5	5	Excellent
912	RTEC	2009	13	Chevy	1GBE5V1GX9F402493	24	2	CU	7 Years and/or 200,000 Miles	52110	10	1.3	-0.3	Poor	MET OR EXCEEDED	1	5	3	3	Adequate
1002	RTEC	2010	12	Ford	1FDEE3FL6ADA38042	12	2	CU	4 Years and/or 100,000 Miles	56613	10	1.2	-0.2	Poor	MET OR EXCEEDED	1	4	2.5	3	Adequate
1003	RTEC	2010	12	Ford	1FDEE3FL8ADA38043	12	2	CU	4 Years and/or 100,000 Miles	156687	10	1.2	-0.2	Poor	MET OR EXCEEDED	1	2	1.5	2	Marginal
1004	RTEC	2010	12	Ford	1FDEE3FL5ADA38047	12	2	CU	4 Years and/or 100,000 Miles	16815	10	1.2	-0.2	Poor	MET OR EXCEEDED	1	5	3	3	Adequate
1508	RTEC	2015	7	Ford	1FDEE3FL8FDA07382	14	2	CU	4 Years and/or 100,000 Miles	12721	10	0.7	0.3	Adequate	BELOW	3	5	4	4	Good
1531	RTEC	2016	6	Ford	1FDEE3FL9GDC03591	14	2	CU	4 Years and/or 100,000 Miles	134659	10	0.6	0.4	Adequate	BELOW	3	3	3	3	Adequate
1532	RTEC	2016	6	Ford	1FDEE3FL6GDC03595	14	2	CU	4 Years and/or 100,000 Miles	146992	10	0.6	0.4	Adequate	BELOW	3	3	3	3	Adequate
1534	RTEC	2016	6	Ford	1FDEE3FL3GDC03599	14	2	CU	4 Years and/or 100,000 Miles	139313	10	0.6	0.4	Adequate	BELOW	3	3	3	3	Adequate
1535	RTEC	2016	6	Ford	1FDEE3FL5GDC03605	14	2	CU	4 Years and/or 100,000 Miles	130736	10	0.6	0.4	Adequate	BELOW	3	3	3	3	Adequate
1536	RTEC	2016	6	Ford	1FDEE3FL9GDC03512	10	2	CU	4 Years and/or 100,000 Miles	124025	10	0.6	0.4	Adequate	BELOW	3	3	3	3	Adequate
1539	RTEC	2016	6	Ford	1FDEE3FL4GDC03515	10	2	CU	4 Years and/or 100,000 Miles	115914	10	0.6	0.4	Adequate	BELOW	3	3	3	3	Adequate
1543	RTEC	2016	6	Ford	1FDEE3FLXGDC03521	10	2	CU	4 Years and/or 100,000 Miles	127296	10	0.6	0.4	Adequate	BELOW	3	3	3	3	Adequate
1545	RTEC	2016	6	Ford	1FDEE3FL3GDC05370	10	2	CU	4 Years and/or 100,000 Miles	111551	10	0.6	0.4	Adequate	BELOW	3	3	3	3	Adequate
1546	RTEC	2016	6	Ford	1FDEE3FLXGDC05379	10	2	CU	4 Years and/or 100,000 Miles	100901	10	0.6	0.4	Adequate	BELOW	3	3	3	3	Adequate
1548	RTEC	2016	6	Ford	1FDEE3FLXGDC03583	14	2	CU	4 Years and/or 100,000 Miles	146140	10	0.6	0.4	Adequate	BELOW	3	3	3	3	Adequate
1554	RTEC	2016	6	Ford	1FDEE3FL9GDC03624	14	2	CU	4 Years and/or 100,000 Miles	145404	10	0.6	0.4	Adequate	BELOW	3	3	3	3	Adequate
1556	RTEC	2016	6	Ford	1FDEE3FL4GDC03658	14	2	CU	4 Years and/or 100,000 Miles	138613	10	0.6	0.4	Adequate	BELOW	3	3	3	3	Adequate
1557	RTEC	2016	6	Ford	1FDEE3FL4GDC03661	14	2	CU	4 Years and/or 100,000 Miles	146155	10	0.6	0.4	Adequate	BELOW	3	3	3	3	Adequate
1560	RTEC	2016	6	Ford	1FDEE3FL4GDC03675	14	2	CU	4 Years and/or 100,000 Miles	132321	10	0.6	0.4	Adequate	BELOW	3	3	3	3	Adequate
1561	RTEC	2016	6	Ford	1FDEE3FL3GDC03683	14	2	CU	4 Years and/or 100,000 Miles	140427	10	0.6	0.4	Adequate	BELOW	3	3	3	3	Adequate
1562	RTEC	2016	6	Ford	1FDFE4FS6GDC03825	18	2	CU	7 Years and/or 200,000 Miles	111226	10	0.6	0.4	Adequate	BELOW	3	4	3.5	4	Good
1563	RTEC	2016	6	Ford	1FDFE4FS7GDC03834	18	2	CU	7 Years and/or 200,000 Miles	100319	10	0.6	0.4	Adequate	BELOW	3	4	3.5	4	Good
1564	RTEC	2016	6	Ford	1FDFE4FS8GDC03826	18	2	CU	7 Years and/or 200,000 Miles	68545	10	0.6	0.4	Adequate	BELOW	3	5	4	4	Good
1603	RTEC	2016	6	Ford	1FDEE3FL9GDC22626	12	2	CU	4 Years and/or 100,000 Miles	134171	10	0.6	0.4	Adequate	BELOW	3	3	3	3	Adequate
1604	RTEC	2016	6	Ford	1FDEE3FL2GDC22628	12	2	CU	4 Years and/or 100,000 Miles	164540	10	0.6	0.4	Adequate	BELOW	3	2	2.5	3	Adequate
1605	RTEC	2016	6	Ford	1FDEE3FL7GDC22625	12	2	CU	4 Years and/or 100,000 Miles	45616	10	0.6	0.4	Adequate	BELOW	3	5	4	4	Good
1608	RTEC	2016	6	Ford	1FDEE3FL4GDC23473	14	2	CU	4 Years and/or 100,000 Miles	165191	10	0.6	0.4	Adequate	BELOW	3	2	2.5	3	Adequate
1609	RTEC	2016	6	Ford	1FDEE3FS4GDC49224	14	2	CU	4 Years and/or 100,000 Miles	185851	10	0.6	0.4	Adequate	BELOW	3	2	2.5	3	Adequate

1610	RTEC	2016	6	Ford	1FDEE3FS1GDC50377	14	2	CU	4 Years and/or 100,000 Miles	180861	10	0.6	0.4	Adequate	BELOW	3	2	2.5	3	Adequate
1611	RTEC	2016	6	Ford	1FDEE3FS5GDC50379	14	2	CU	4 Years and/or 100,000 Miles	148974	10	0.6	0.4	Adequate	BELOW	3	3	3	3	Adequate
1612	RTEC	2016	6	Ford	1FDEE3FS1GDC50380	14	2	CU	4 Years and/or 100,000 Miles	118834	10	0.6	0.4	Adequate	BELOW	3	3	3	3	Adequate
1614	RTEC	2016	6	Ford	1FDEE3FS0GDC50385	14	2	CU	4 Years and/or 100,000 Miles	118194	10	0.6	0.4	Adequate	BELOW	3	3	3	3	Adequate
1615	RTEC	2016	6	Ford	1FDEE3FS2GDC50386	14	2	CU	4 Years and/or 100,000 Miles	140407	10	0.6	0.4	Adequate	BELOW	3	3	3	3	Adequate
1616	RTEC	2016	6	Ford	1FDEE3FS6GDC50388	14	2	CU	4 Years and/or 100,000 Miles	144693	10	0.6	0.4	Adequate	BELOW	3	3	3	3	Adequate
1617	RTEC	2016	6	Ford	1FDEE3FS8GDC50389	14	2	CU	4 Years and/or 100,000 Miles	141570	10	0.6	0.4	Adequate	BELOW	3	3	3	3	Adequate
1618	RTEC	2016	6	Ford	1FDEE3FS4GDC50390	14	2	CU	4 Years and/or 100,000 Miles	132929	10	0.6	0.4	Adequate	BELOW	3	3	3	3	Adequate
1619	RTEC	2016	6	Ford	1FDEE3FSXGDC50393	14	2	CU	4 Years and/or 100,000 Miles	159634	10	0.6	0.4	Adequate	BELOW	3	2	2.5	3	Adequate
1620	RTEC	2016	6	Ford	1FDEE3FS1GDC50394	14	2	CU	4 Years and/or 100,000 Miles	147066	10	0.6	0.4	Adequate	BELOW	3	3	3	3	Adequate
1621	RTEC	2016	6	Ford	1FDEE3FS3GDC50395	14	2	CU	4 Years and/or 100,000 Miles	164703	10	0.6	0.4	Adequate	BELOW	3	2	2.5	3	Adequate
1622	RTEC	2016	6	Ford	1FDEE3FS9GDC50398	14	2	CU	4 Years and/or 100,000 Miles	144669	10	0.6	0.4	Adequate	BELOW	3	3	3	3	Adequate
1623	RTEC	2016	6	Ford	1FDEE3FS0GDC50399	14	2	CU	4 Years and/or 100,000 Miles	140910	10	0.6	0.4	Adequate	BELOW	3	3	3	3	Adequate
1624	RTEC	2016	6	Ford	1FDEE3FS5GDC50401	14	2	CU	4 Years and/or 100,000 Miles	115804	10	0.6	0.4	Adequate	BELOW	3	3	3	3	Adequate
1625	RTEC	2016	6	Ford	1FDEE3FS0GDC50404	14	2	CU	4 Years and/or 100,000 Miles	108887	10	0.6	0.4	Adequate	BELOW	3	3	3	3	Adequate
1626	RTEC	2016	6	Ford	1FDEE3FS4GDC50406	14	2	CU	4 Years and/or 100,000 Miles	165039	10	0.6	0.4	Adequate	BELOW	3	2	2.5	3	Adequate
1627	RTEC	2016	6	Ford	1FDEE3FS5GDC51385	14	2	CU	4 Years and/or 100,000 Miles	154397	10	0.6	0.4	Adequate	BELOW	3	2	2.5	3	Adequate
1628	RTEC	2016	6	Ford	1FDEE3FS7GDC51386	14	2	CU	4 Years and/or 100,000 Miles	173420	10	0.6	0.4	Adequate	BELOW	3	2	2.5	3	Adequate
1702	RTEC	2017	5	Ford	1FDEE3FS8HDC17894	14	2	CU	4 Years and/or 100,000 Miles	101268	10	0.5	0.5	Good	BELOW	4	3	3.5	4	Good
1703	RTEC	2017	5	Ford	1FDEE3FS5HDC17898	14	2	CU	4 Years and/or 100,000 Miles	80542	10	0.5	0.5	Good	BELOW	4	4	4	4	Good
1705	RTEC	2017	5	Ford	1FDEE3FS5HDC52988	14	2	CU	4 Years and/or 100,000 Miles	117314	10	0.5	0.5	Good	BELOW	4	3	3.5	4	Good
1707	RTEC	2017	5	Ford	1FDEE3FS3HDC52990	14	2	CU	4 Years and/or 100,000 Miles	102107	10	0.5	0.5	Good	BELOW	4	3	3.5	4	Good
1708	RTEC	2017	5	Ford	1FDEE3FS5HDC52991	14	2	CU	4 Years and/or 100,000 Miles	116977	10	0.5	0.5	Good	BELOW	4	3	3.5	4	Good
1709	RTEC	2017	5	Ford	1FDEE3FS7HDC52992	14	2	CU	4 Years and/or 100,000 Miles	164540	10	0.5	0.5	Good	BELOW	4	2	3	3	Adequate
1710	RTEC	2017	5	Ford	1FDEE3FS9HDC52993	14	2	CU	4 Years and/or 100,000 Miles	135103	10	0.5	0.5	Good	BELOW	4	3	3.5	4	Good
1711	RTEC	2017	5	Ford	1FDEE3FS0HDC52994	14	2	CU	4 Years and/or 100,000 Miles	125772	10	0.5	0.5	Good	BELOW	4	3	3.5	4	Good
1712	RTEC	2017	5	Ford	1FDEE3FS6HDC52997	14	2	CU	4 Years and/or 100,000 Miles	97078	10	0.5	0.5	Good	BELOW	4	4	4	4	Good
1713	RTEC	2017	5	Ford	1FDEE3FS8HDC52998	14	2	CU	4 Years and/or 100,000 Miles	109583	10	0.5	0.5	Good	BELOW	4	3	3.5	4	Good
1714	RTEC	2017	5	Ford	1FDEE3FSXHDC52999	14	2	CU	4 Years and/or 100,000 Miles	149313	10	0.5	0.5	Good	BELOW	4	3	3.5	4	Good
1715	RTEC	2017	5	Ford	1FDEE3FS5HDC61030	14	2	CU	4 Years and/or 100,000 Miles	115756	10	0.5	0.5	Good	BELOW	4	3	3.5	4	Good
1716	RTEC	2017	5	Ford	1FDEE3FS7HDC61031	14	2	CU	4 Years and/or 100,000 Miles	125391	10	0.5	0.5	Good	BELOW	4	3	3.5	4	Good
1717	RTEC	2017	5	Ford	1FDEE3FS9HDC61032	14	2	CU	4 Years and/or 100,000 Miles	123374	10	0.5	0.5	Good	BELOW	4	3	3.5	4	Good
1718	RTEC	2017	5	Ford	1FDEE3FS6HDC61036	14	2	CU	4 Years and/or 100,000 Miles	141978	10	0.5	0.5	Good	BELOW	4	3	3.5	4	Good
1719	RTEC	2017	5	Ford	1FDEE3FS1HDC61039	14	2	CU	4 Years and/or 100,000 Miles	148567	10	0.5	0.5	Good	BELOW	4	3	3.5	4	Good
1720	RTEC	2017	5	Ford	1FDEE3FS6HDC62025	14	2	CU	4 Years and/or 100,000 Miles	160255	10	0.5	0.5	Good	BELOW	4	2	3	3	Adequate
1721	RTEC	2017	5	Ford	1FDEE3FS8HDC62026	14	2	CU	4 Years and/or 100,000 Miles	110430	10	0.5	0.5	Good	BELOW	4	3	3.5	4	Good
1722	RTEC	2017	5	Ford	1FDEE3FS1HDC62028	14	2	CU	4 Years and/or 100,000 Miles	143926	10	0.5	0.5	Good	BELOW	4	3	3.5	4	Good
1723	RTEC	2017	5	Ford	1FDEE3FS2HDC64306	14	2	CU	4 Years and/or 100,000 Miles	155091	10	0.5	0.5	Good	BELOW	4	2	3	3	Adequate
1724	RTEC	2017	5	Ford	1FDEE3FS3HDC64315	14	2	CU	4 Years and/or 100,000 Miles	130503	10	0.5	0.5	Good	BELOW	4	3	3.5	4	Good
1725	RTEC	2017	5	Ford	1FDEE3FS0HDC64319	14	2	CU	4 Years and/or 100,000 Miles	88464	10	0.5	0.5	Good	BELOW	4	4	4	4	Good
1726	RTEC	2017	5	Ford	1FDEE3FS9HDC64321	14	2	CU	4 Years and/or 100,000 Miles	122355	10	0.5	0.5	Good	BELOW	4	3	3.5	4	Good
1727	RTEC	2017	5	Ford	1FDEE3FS0HDC64322	14	2	CU	4 Years and/or 100,000 Miles	155348	10	0.5	0.5	Good	BELOW	4	2	3	3	Adequate
1728	RTEC	2017	5	Ford	1FDEE3FS7HDC64303	14	2	CU	4 Years and/or 100,000 Miles	142403	10	0.5	0.5	Good	BELOW	4	3	3.5	4	Good
1729	RTEC	2017	5	Ford	1FDEE3FS9HDC64304	14	2	CU	4 Years and/or 100,000 Miles	132902	10	0.5	0.5	Good	BELOW	4	3	3.5	4	Good
1730	RTEC	2017	5	Ford	1FDEE3FS4HDC64307	14	2	CU	4 Years and/or 100,000 Miles	160274	10	0.5	0.5	Good	BELOW	4	2	3	3	Adequate
1731	RTEC	2017	5	Ford	1FDEE3FS6HDC64308	14	2	CU	4 Years and/or 100,000 Miles	158345	10	0.5	0.5	Good	BELOW	4	2	3	3	Adequate
1732	RTEC	2017	5	Ford	1FDEE3FS8HDC64309	14	2	CU	4 Years and/or 100,000 Miles	116479	10	0.5	0.5	Good	BELOW	4	3	3.5	4	Good
1733	RTEC	2017	5	Ford	1FDEE3FS4HDC64310	14	2	CU	4 Years and/or 100,000 Miles	123621	10	0.5	0.5	Good	BELOW	4	3	3.5	4	Good
1734	RTEC	2017	5	Ford	1FDEE3FS6HDC64311	14	2	CU	4 Years and/or 100,000 Miles	114591	10	0.5	0.5	Good	BELOW	4	3	3.5	4	Good
1735	RTEC	2017	5	Ford	1FDEE3FS8HDC64312	14	2	CU	4 Years and/or 100,000 Miles	113785	10	0.5	0.5	Good	BELOW	4	3	3.5	4	Good
1736	RTEC	2017	5	Ford	1FDEE3FSXHDC64313	14	2	CU	4 Years and/or 100,000 Miles	126090	10	0.5	0.5	Good	BELOW	4	3	3.5	4	Good
1737	RTEC	2017	5	Ford	1FDEE3FS1HDC64314	14	2	CU	4 Years and/or 100,000 Miles	128384	10	0.5	0.5	Good	BELOW	4	3	3.5	4	Good
1738	RTEC	2017	5	Ford	1FDEE3FS5HDC64316	14	2	CU	4 Years and/or 100,000 Miles	131839	10	0.5	0.5	Good	BELOW	4	3	3.5	4	Good
1739	RTEC	2017	5	Ford	1FDEE3FS7HDC64317	14	2	CU	4 Years and/or 100,000 Miles	134170	10	0.5	0.5	Good	BELOW	4	3	3.5	4	Good
1740	RTEC	2017	5	Ford	1FDEE3FS9HDC64318	14	2	CU	4 Years and/or 100,000 Miles	126471	10	0.5	0.5	Good	BELOW	4	3	3.5	4	Good
1741	RTEC	2017	5	Ford	1FDEE3FS7HDC64320	14	2	CU	4 Years and/or 100,000 Miles	106415	10	0.5	0.5	Good	BELOW	4	3	3.5	4	Good
1742	RTEC	2017	5	Ford	1FDEE3FS2HDC64323	14	2	CU	4 Years and/or 100,000 Miles	137681	10	0.5	0.5	Good	BELOW	4	3	3.5	4	Good
1743	RTEC	2017	5	Ford	1FDEE3FS4HDC64324	14	2	CU	4 Years and/or 100,000 Miles	110616	10	0.5	0.5	Good	BELOW	4	3	3.5	4	Good
1744	RTEC	2017	5	Ford	1FDEE3FS6HDC64325	14	2	CU	4 Years and/or 100,000 Miles	108835	10	0.5	0.5	Good	BELOW	4	3	3.5	4	Good
1745	RTEC	2017	5	Ford	1FDEE3FS8HDC64326	14	2	CU	4 Years and/or 100,000 Miles	117909	10	0.5	0.5	Good	BELOW	4	3	3.5	4	Good
1746	RTEC	2017	5	Ford	1FDEE3FSXHDC64327	14	2	CU	4 Years and/or 100,000 Miles	125062	10	0.5	0.5	Good	BELOW	4	3	3.5	4	Good
1747	RTEC	2017	5	Ford	1FDEE3FS1HDC64328	14	2	CU	4 Years and/or 100,000 Miles	161959	10	0.5	0.5	Good	BELOW	4	2	3	3	Adequate
1748	RTEC	2017	5	Ford	1FDEE3FS3HDC64329	14	2	CU	4 Years and/or 100,000 Miles	97086	10	0.5	0.5	Good	BELOW	4	4	4	4	Good
1749	RTEC	2017	5	Ford	1FDEE3FSXHDC64330	14	2	CU	4 Years and/or 100,000 Miles	110172	10	0.5	0.5	Good	BELOW	4	3	3.5	4	Good
1750	RTEC	2017	5	Ford	1FDEE3FS1HDC64331	14	2	CU	4 Years and/or 100,000 Miles	107945	10	0.5	0.5	Good	BELOW	4	3	3.5	4	Good
1751	RTEC	2017	5	Ford	1FDEE3FS3HDC64332	14	2	CU	4 Years and/or 100,000 Miles	144392	10	0.5	0.5	Good	BELOW	4	3	3.5	4	Good
1752	RTEC	2017	5	Ford	1FDEE3FS5HDC64333	14	2	CU	4 Years and/or 100,000 Miles	108501	10	0.5	0.5	Good	BELOW	4	3	3.5	4	Good
1753	RTEC	2017	5	Ford	1FDEE3FS7HDC64334	14	2	CU	4 Years and/or 100,000 Miles	131407	10	0.5	0.5	Good	BELOW	4	3	3.5	4	Good
1754	RTEC	2017	5	Ford	1FDEE3FS9HDC64335	14	2	CU	4 Years and/or 100,000 Miles	89051	10	0.5	0.5	Good	BELOW	4	4	4	4	Good
1755	RTEC	2017	5	Ford	1FDEE3FS0HDC64336	14	2	CU	4 Years and/or 100,000 Miles	89985	10	0.5	0.5	Good	BELOW	4	4	4	4	Good
1756	RTEC	2017	5	Ford	1FDZX2CM4HKB38326	12	0	CU	4 Years and/or 100,000 Miles	40525	10	0.5	0.5	Good	BELOW	4	5	4.5	5	Excellent
1757	RTEC	2017	5	Ford	1FDZX2CM6HKB38327	12	0	CU	4 Years and/or 100,000 Miles	47786	10	0.5	0.5	Good	BELOW	4	5	4.5	5	Excellent
1758	RTEC	2017	5	Ford	1FDZX2CM8HKB38328	12	0	CU	4 Years and/or 100,000 Miles	69724	10	0.5	0.5	Good	BELOW	4	4	4	4	Good
1759	RTEC	2017	5	Ford	1FDZX2CMXHKB38329	12	0	CU	4 Years and/or 100,000 Miles	52766	10	0.5	0.5	Good	BELOW	4	4	4	4	Good
1810	RTEC	2018	4	Ford	1FDEE3FS0JDC07608	14	2	CU	4 Years and/or 100,000 Miles	69246	10	0.4	0.6	Good	BELOW	4	4	4	4	Good
1811	RTEC	2018	4	Ford	1FDEE3FS9JDC07610	14	2	CU	4 Years and/or 100,000 Miles	136035	10	0.4	0.6	Good	BELOW	4	3	3.5	4	Good
1812	RTEC	2018	4	Ford	1FDEE3FS9JDC06604	14	2	CU	4 Years and/or 100,000 Miles	81515	10	0.4	0.6	Good	BELOW	4	4	4	4	Good
1813	RTEC	2018	4	Ford	1FDEE3FS2JDC06606	14	2	CU	4 Years and/or 100,000 Miles	101556	10	0.4	0.6	Good	BELOW	4	3	3.5	4	Good
1814	RTEC	2018	4	Ford	1FDEE3FS4JDC06607	14	2	CU	4 Years and/or 100,000 Miles	91900	10	0.4	0.6	Good	BELOW	4	4	4	4	Good
1815	RTEC	2018	4	Ford	1FDEE3FS3JDC06629	14	2	CU	4 Years and/or 100,000 Miles	117209	10	0.4	0.6	Good	BELOW	4	3	3.5	4	Good
1816	RTEC	2018	4	Ford	1FDEE3FS3JDC06632	14	2	CU	4 Years and/or 100,000 Miles	101474	10	0.4	0.6	Good	BELOW	4	3	3.5	4	Good
1817	RTEC	2018	4	Ford	1FDEE3FS2JDC07612	14	2	CU	4 Years and/or 100,000 Miles	92850	10	0.4	0.6	Good	BELOW	4	4	4	4	Good
1818	RTEC	2018	4	Ford	1FDEE3FS6JDC07614	14	2	CU	4 Years and/or 100,000 Miles	83072	10	0.4	0.6	Good	BELOW	4	4	4	4	Good
1819	RTEC	2018	4	Ford	1FDEE3FS8JDC07615	14	2	CU	4 Years and/or 100,000 Miles	94394	10	0.4	0.6	Good	BELOW	4	4	4	4	Good
1820	RTEC	2018	4	Ford	1FDEE3FSXJDC07616	14	2	CU	4 Years and/or 100,000 Miles	33826	10	0.4	0.6	Good	BELOW	4	5	4.5	5	Excellent
1821	RTEC	2018	4	Ford	1FDEE3FS1JDC07617	14	2	CU	4 Years and/or 100,000 Miles	87281	10	0.4	0.6	Good	BELOW	4	4	4	4	Good
1822	RTEC	2018	4	Ford	1FDEE3FSXJDC06613	10	2	CU	4 Years and/or 100,000 Miles	97578	10	0.4	0.6	Good	BELOW	4	4	4	4	Good
1823	RTEC	2018	4	Ford	1FDEE3FS1JDC06614	10	2	CU	4 Years and/or 100,000 Miles	118772	10	0.4	0.6	Good	BELOW	4	3	3.5	4	Good
1824	RTEC	2018	4	Ford	1FDEE3FS3JDC06615	10	2	CU	4 Years and/or 100,000 Miles	67089	10	0.4	0.6	Good	BELOW	4	4	4	4	Good
1825	RTEC	2018	4	Ford	1FDEE3FS5JDC06616	10	2	CU	4 Years and/or 100,000 Miles	64040	10	0.4	0.6	Good	BELOW	4	4	4	4	Good
1826	RTEC	2018	4	Ford	1FDXE4FS8JDC24137	18	2	CU	4 Years and/or 100,000 Miles	10505	10	0.4	0.6	Good	BELOW	4	5	4.5	5	Excellent
1827	RTEC	2018	4	Ford	1FDXE4FSXJDC24138	18	2	CU	4 Years and/or 100,000 Miles	42279	10	0.4	0.6	Good	BELOW	4	5	4.5	5	Excellent
1901	RTEC	2018	4	Ford	1FDEE3FS8JDC32496	14	2	CU	4 Years and/or 100,000 Miles	61763	10	0.4	0.6	Good	BELOW	4	4	4	4	Good
1902	RTEC	2018	4	Ford	1FDFE4FS8JDC07656	18	4	CU	7 Years and/or 200,000 Miles	123355	10	0.4	0.6	Good	BELOW	4	4	4	4	Good
1905	RTEC	2019	3	Ford	1FDEE3FS6KDC12295	14	2	CU	4 Years and/or 100,000 Miles	31224	10	0.3	0.7	Good	BELOW	4	5	4.5	5	Excellent
1906	RTEC	2019	3	Ford	1FDEE3FS8KDC12296	14	2	CU	4 Years and/or 100,000 Miles	79825	10	0.3	0.7	Good	BELOW	4	4	4	4	Good
1907	RTEC	2019	3	Ford	1FDEE3FSXKDC12302	14	2	CU	4 Years and/or 100,000 Miles	100525	10	0.3	0.7	Good	BELOW	4	3	3.5	4	Good
1908	RTEC	2019	3	Ford	1FDEE3FS1KDC12303	14	2	CU	4 Years and/or 100,000 Miles	84545	10	0.3	0.7	Good	BELOW	4	4	4	4	Good
1916	RTEC	2019	3	Ford	1FDEE3FS0KDC26208	12	2	CU	4 Years and/or 100,000 Miles	57100	10	0.3	0.7	Good	BELOW	4	4	4	4	Good
1917	RTEC	2019	3	Ford	1FDEE3FS6KDC26214	12	2	CU	4 Years and/or 100,000 Miles	12929	10	0.3	0.7	Good	BELOW	4	5	4.5	5	Excellent
1924	RTEC	2019	3	Ford	1FDEE3FS0KDC30579	12	2	CU	4 Years and/or 100,000 Miles	33591	10	0.3	0.7	Good	BELOW	4	5	4.5	5	Excellent

UNIT#	Name of AGENCY / Title Holder / Lead Agency	YR	AGE	MAKE	VIN NUMBER	Maximum Passenger Capacity Including Wheel Chair Positions (NOT Including Driver)	Maximum Wheel Chair Capacity	VEHICLE TYPE (AO-Automobile; BU-Bus; CU-Cutaway; MV-Minivan; SV-Sports Utility; VN-Van; OT-Other)	USEFUL LIFE (See Current FTA - Office of Transportation Delivery State Management Plan)	CURRENT MILEAGE	CONDITION (Excellent, Good, Poor)	USEFUL LIFE BENCHMARK	% ULB Life Used	%ULB Remaining	TAM Rating Description	TAM ULB STATUS	TAM ULB Age Rating	Condition Rating Based Upon Mileage Useful Life	Overall Condition Rating Per Vehicle and Type	Overall Condition Rating Rounded	Overall Condition Rating Description	Use Match Function to locate the row where Column O is matched	Use the function to locate where the current mileage column is at
166	AACS/GRITS	2008	14	INTERN'L	1HVBTAFM58W555061	30	10	BU	10 years and/or 350,000 miles	12,883	EXCELLENT	14	100.00%	0.0%	Marginal	MET OR EXCEEDED	2	5	**3.5**	**4**	**Good**	3	1
89A	FKFT	2010	12	Trolley	4UZAB9DT8ACAP8113	29	2	BU	10 Years and/or 350,000 miles	94,896	GOOD	14	85.71%	14.3%	Marginal	BELOW	2	5	**3.5**	**4**	**Good**	3	1
100	FKFT	2019	3	Gillig	15GGB2715K3191802	32	2	BU	10 Years and/or 350,000 miles	15,671	EXCELLENT	14	21.43%	78.6%	Excellent	BELOW	5	5	**5**	**5**	**Excellent**	3	1
801	KRFDC	2008	14	Ford Trolley	1F6MF53Y770A06616	28	2	BU	7 Years and/or 200,000 Miles	59,549	Good	14	100.00%	0.0%	Marginal	MET OR EXCEEDED	2	5	**3.5**	**4**	**Good**	2	1
902	KRFDC	2009	13	Ford	1FDFE45S99DA80915	18	2	BU	7 Years and/or 200,000 Miles	176,641	Poor	14	92.86%	7.1%	Marginal	BELOW	2	4	**3**	**3**	**Adequate**	2	2
908	KRFDC	2009	13	Chevy	1GBE5V1969F408065	28	2	BU	7 Years and/or 200,000 Miles	168,149	Good	14	92.86%	7.1%	Marginal	BELOW	2	4	**3**	**3**	**Adequate**	2	2
909	KRFDC	2009	13	Chevy	1GBE5V1949F408243	28	2	BU	7 Years and/or 200,000 Miles	167,407	Good	14	92.86%	7.1%	Marginal	BELOW	2	4	**3**	**3**	**Adequate**	2	2
1101	KRFDC	2011	11	Ford	1FDFE4FS0BDB14793	24	4	BU	7 Years and/or 200,000 Miles	202,476	Good	14	78.57%	21.4%	Marginal	BELOW	2	3	**2.5**	**3**	**Adequate**	2	3
1102	KRFDC	2011	11	Ford	1FDFE4FS0BDB14938	24	4	BU	7 Years and/or 200,000 Miles	197,701	Good	14	78.57%	21.4%	Marginal	BELOW	2	4	**3**	**3**	**Adequate**	2	2
1401	KRFDC	2014	8	Ford	1FDFE4FS9EDA05902	18	2	BU	7 Years and/or 200,000 Miles	145,339	Good	14	57.14%	42.9%	Adequate	BELOW	3	4	**3.5**	**4**	**Good**	2	2
1501	KRFDC	2015	7	Ford	1FDFE4FS8FDA00756	18	2	BU	7 Years and/or 200,000 Miles	164,464	Good	14	50.00%	50.0%	Good	BELOW	4	4	**4**	**4**	**Good**	2	2
1609	KRFDC	2016	6	Ford	1FDGF5GY0GEC06885	30	2	BU	7 Years and/or 200,000 Miles	60,210	Excellent	14	42.86%	57.1%	Good	BELOW	4	5	**4.5**	**5**	**Excellent**	2	1
1610	KRFDC	2016	6	Ford	1FDGF5GY2GEC06872	28	2	BU	7 Years and/or 200,000 Miles	49,056	Good	14	42.86%	57.1%	Good	BELOW	4	5	**4.5**	**5**	**Excellent**	2	1
1611	KRFDC	2016	6	Ford	1FDFE4FS8HDC01429	19	2	BU	7 Years and/or 200,000 Miles	90,104	Good	14	42.86%	57.1%	Good	BELOW	4	5	**4.5**	**5**	**Excellent**	2	1
1701	KRFDC	2017	5	Ford	1FDXE4FSXHDC37689	21	2	BU	7 Years and/or 200,000 Miles	115,908	Excellent	14	35.71%	64.3%	Good	BELOW	4	3	**3.5**	**4**	**Good**	1	3
1704	KRFDC	2017	5	Ford	1FDFE4FS2HDC66955	21	2	BU	7 Years and/or 200,000 Miles	93,591	Excellent	14	35.71%	64.3%	Good	BELOW	4	5	**4.5**	**5**	**Excellent**	2	1
1705	KRFDC	2019	3	Ford	1FDGF5GY4HEFO1778	28	2	BU	7 Years and/or 200,000 Miles	32,063	Excellent	14	21.43%	78.6%	Excellent	BELOW	5	5	**5**	**5**	**Excellent**	2	1
1706	KRFDC	2019	3	Ford	1FDGF5GY9HEF01775	28	2	BU	7 Years and/or 200,000 Miles	29,119	Excellent	14	21.43%	78.6%	Excellent	BELOW	5	5	**5**	**5**	**Excellent**	2	1
EKU-1	KRFDC	2007	15	Chevy	1GBE5V1207F406148	30	2	BU	7 Years and/or 200,000 Miles	97,569	Poor	14	107.14%	-7.1%	Poor	MET OR EXCEEDED	1	5	**3**	**3**	**Adequate**	2	1
EKU-2	KRFDC	2007	15	Chevy	1GBE5V1257F406176	30	2	BU	7 Years and/or 200,000 Miles	112,108	Good	14	107.14%	-7.1%	Poor	MET OR EXCEEDED	1	4	**2.5**	**3**	**Adequate**	2	2
EKU-3	KRFDC	2007	15	Chevy	1GBE5V1207F405694	30	2	BU	7 Years and/or 200,000 Miles	105,720	Poor	14	107.14%	-7.1%	Poor	MET OR EXCEEDED	1	4	**2.5**	**3**	**Adequate**	2	2
R-1	KRFDC	2006	16	Ford	1FDXE45S66HB30128	24	0	BU	7 Years and/or 200,000 Miles	156,312	Adequate	14	114.29%	-14.3%	Poor	MET OR EXCEEDED	1	4	**2.5**	**3**	**Adequate**	2	2
RT-3	KRFDC	2007	15	Ford	1FDXE45S77DB47643	18	2	BU	7 Years and/or 200,000 Miles	179,779	Adequate	14	107.14%	-7.1%	Poor	MET OR EXCEEDED	1	4	**2.5**	**3**	**Adequate**	2	2
RT-4	KRFDC	2007	15	Ford	1FDXE45S57DB47639	18	2	BU	7 Years and/or 200,000 Miles	188,155	Marginal	14	107.14%	-7.1%	Poor	MET OR EXCEEDED	1	4	**2.5**	**3**	**Adequate**	2	2
177	LKLP	2009	13	Chevy	1GBE5V1979F406809	26	2	BU	7 Years and/or 200,000 Miles	59652	NO	14	92.86%	7.1%	Marginal	BELOW	2	5	**3.5**	**4**	**Good**	2	1
500	MTS	2017		Startrans	1FDGF5GY5HEF01773	28	2	BU	7 Years and/or 200,000 Miles	54146	Excellent	14	0.00%	100.0%	Excellent	BELOW	5	5	**5**	**5**	**Excellent**	2	1
503	MTS	2015	7	Ford	1FDGF5GY8FED71453	24	2	BU	7 Years and/or 200,000 Miles	205,994	Good	14	50.00%	50.0%	Good	BELOW	4	3	**3.5**	**4**	**Good**	2	3
348	PATS	2003	19	GILLIG	1FGGE271831090600	26	2	BU	7 years and/or 200,000 miles	401,178	Poor	14	135.71%	-35.7%	Poor	MET OR EXCEEDED	1	5	**3**	**3**	**Adequate**	3	1
349	PATS	2003	19	GILLIG	15GGE271X31090601	26	2	BU	7 years and/or 200,000 miles	336,010	Poor	14	135.71%	-35.7%	Poor	MET OR EXCEEDED	1	2	**1.5**	**2**	**Marginal**	2	4
350	PATS	2003	19	GILLIG	15GGE271131090602	26	2	BU	7 years and/or 200,000 miles	344,427	Poor	14	135.71%	-35.7%	Poor	MET OR EXCEEDED	1	2	**1.5**	**2**	**Marginal**	2	4
391	PATS	2003	19	GILLIG	15GGE271731090555	26	2	BU	7 years and/or 200,000 miles	325,555	Poor	14	135.71%	-35.7%	Poor	MET OR EXCEEDED	1	2	**1.5**	**2**	**Marginal**	2	4
10182	PATS	2010	12	Freightliner	4UZAB9DT6ACAP8112	30	2	BU	10 years and/or 350,000 miles	64,986	Good	14	85.71%	14.3%	Marginal	BELOW	2	5	**3.5**	**4**	**Good**	3	1
11177	PATS	2011	11	Freightliner	4UZADEDU3CCB58365	32	2	BU	10 years and/or 350,000 miles	51,873	Good	14	78.57%	21.4%	Marginal	BELOW	2	5	**3.5**	**4**	**Good**	3	1
19236	PATS	2019	1	GILLIG	15GGE2718K3093693	26	2	BU	7 years and/or 200,000 miles	51,076	Good	14	7.14%	92.9%	Excellent	BELOW	5	5	**5**	**5**	**Excellent**	2	1
19237	PATS	2019	1	GILLIG	15GGE271XK3093694	26	2	BU	7 years and/or 200,000 miles	47,487	Good	14	7.14%	92.9%	Excellent	BELOW	5	5	**5**	**5**	**Excellent**	2	1
19238	PATS	2019	1	GILLIG	15GGE2711K3093695	26	2	BU	7 years and/or 200,000 miles	49,395	Good	14	7.14%	92.9%	Excellent	BELOW	5	5	**5**	**5**	**Excellent**	2	1
19239	PATS	2019	1	GILLIG	15GGE2713K3093696	26	2	BU	7 years and/or 200,000 miles	40,871	Good	14	7.14%	92.9%	Excellent	BELOW	5	5	**5**	**5**	**Excellent**	2	1
1925	RTEC	2019	3	Ford	1FDGF5GY3HEF01772	24	2	BU	7 Years and/or 200,000 Miles	2,030	Good	14	21.43%	78.6%	Excellent	BELOW	5	5	**5**	**5**	**Excellent**	2	1
100	SVTS	2003	19	Optima	1C9S2HSS72W535269	28	2	BU	7 Years and/or 200,000 Miles	39576	Excellent	14	135.71%	-35.7%	Poor	MET OR EXCEEDED	1	5	**3**	**3**	**Adequate**	2	1
334	SVTS	2005	17	Champion	4UZAACBWO5CU3459	28	2	BU	7 Years and/or 200,000 Miles	18817	Good	14	121.43%	-21.4%	Poor	MET OR EXCEEDED	1	5	**3**	**3**	**Adequate**	2	1
5	WKU	2013	9	GILLIG	15GGD2710D1182417	58	4	BU	12 Years and/or 500,000 Miles	141483	Excellent	14	64.29%	35.7%	Adequate	BELOW	3	5	**4**	**4**	**Good**	4	1
8	WKU	2013	9	GILLIG	15GGD2719D1182416	58	4	BU	12 Years and/or 500,000 Miles	149803	Excellent	14	64.29%	35.7%	Adequate	BELOW	3	5	**4**	**4**	**Good**	4	1
9	WKU	2013	9	GILLIG	15GGD2717D1182415	58	4	BU	12 Years and/or 500,000 Miles	142321	Excellent	14	64.29%	35.7%	Adequate	BELOW	3	5	**4**	**4**	**Good**	4	1
401	RTEC	2004	18	Optima	1Z9S2HSS54W216294	29	2	BU	7 Years and/or 200,000 Miles	13,654	Good	14	128.57%	-28.6%	Poor	MET OR EXCEEDED	1	5	**3**	**3**	**Adequate**	2	1
501	RTEC	2005	17	TROLLEY	4UZAACBW65CU45185	36	2	BU	12 Years and/or 500,000 Miles	17,512	Good	14	121.43%	-21.4%	Poor	MET OR EXCEEDED	1	5	**3**	**3**	**Adequate**	4	1
601	RTEC	2006	16	Optima	1Z9S2HSS36W216328	30	2	BU	10 Years and/or 350,000 Miles	25,373	Good	14	114.29%	-14.3%	Poor	MET OR EXCEEDED	1	5	**3**	**3**	**Adequate**	3	1
1925	RTEC	2019	3	Ford	1FDGF5GY3HEF01772	24	2	BU	7 Years and/or 200,000 Miles	2,030	Good	14	21.43%	78.6%	Excellent	BELOW	5	5	**5**	**5**	**Excellent**	2	1

SFY 22 BU STATS:	
Overall Condition Rating:	**3.6**
Rounded Overall Condition:	**4**
Total Agencies who have Revenue Vehicles	**9**
Total Revenue Vehicles	**47**
# of Vehicles Below ULB	**30**
# of Vehicles Met or Exceeded ULB	**17**
% Below ULB	**63.83%**
% Met or Exceeded ULB	**36.17%**
# of Vehicles that Met or Exceeded Condition Rating of Adequate	**44**
# of Vehicles w/ Condition Rating of Marginal or Poor	**3**
% Met or Exceeded Condition Rating of Adequate	**93.62%**
% w/ Condition Rating of Marginal or Poor	**6.38%**

APPENDIX A:
ASSET INVENTORY AND CONDITION DATA

UNIT #	Names of Agency	YR	AGE	MAKE	VIN NUMBER	Maximum Passenger Capacity Including Wheel Chair Positions (NOT Including Driver)	Maximum Wheel Chair Capacity	Vehicle TYPE (AO-Automobile; BU-Bus; CU-Cutaway; MV-Minivan; SV-Sports Utility; VN-Van; OT-Other)	USEFUL LIFE (See Current FTA - Office of Transportation Delivery State Management Plan)	CURRENT MILEAGE	CONDITION (Excellent, Good, Fair, Poor)	TAM ULB BENCHMARK	% ULB Life Used	%ULB Remaining	TAM Rating Description	TAM ULB STATUS	TAM ULB AGE Rating	Condition Rating Based Upon Mileage Useful Life	Overall Condition Rating Per Vehicle and Type	Overall Condition Rating Rounded	Overall Condition Rating Description	Use Match Function to locate the row where Column O is matched	Use the function to locate where the current mileage column is at
CK-18	CKCAC	2006	16	Ford	1FAHP53U46A213293	4	0	AO	4 Years and/or 100,000 Miles	228,868	Poor	8	200.00%	-100.0%	Poor	MET OR EXCEEDED	1	1	**1**	**1**	**Poor**	1	5
KN8762	DBCAA	2009	13	Ford	1FTSX21599EB00575	4	0	AO	4 Years and/or 100,000 Miles	36,717	Good	8	162.50%	-62.5%	Poor	EXCEEDED	1	5	**3**	**3**	**Adequate**	1	1
M2677	DBCAA	2004	18	Ford	1FTNX21L34ED65211	5	0	AO	4 Years and/or 100,000 Miles	162,127	Fair	8	225.00%	-125.0%	Poor	EXCEEDED	1	2	**1.5**	**2**	**Marginal**	1	4
290	LKLP	2015	7	Chevy	1G11B5SL5FU152207	4	0	AO	4 Years and/or 100,000 Miles	59,833	YES	8	87.50%	12.5%	Marginal	BELOW	2	4	**3**	**3**	**Adequate**	1	2
291	LKLP	2015	7	Chevy	1G11B5SL4FF334730	4	0	AO	4 Years and/or 100,000 Miles	84,204	YES	8	87.50%	12.5%	Marginal	BELOW	2	4	**3**	**3**	**Adequate**	1	2
292	LKLP	2015	7	Chevy	1G11B5SL6FF351982	4	0	AO	4 Years and/or 100,000 Miles	67,646	YES	8	87.50%	12.5%	Marginal	BELOW	2	4	**3**	**3**	**Adequate**	1	2
293	LKLP	2015	7	Chevy	1G11B5SL9FF354567	4	0	AO	4 Years and/or 100,000 Miles	95,110	NO	8	87.50%	12.5%	Marginal	BELOW	2	4	**3**	**3**	**Adequate**	1	2
313	LKLP	2015	7	Chevy	1G11B5SL7FU116647	4	0	AO	4 Years and/or 100,000 Miles	92,300	YES	8	87.50%	12.5%	Marginal	BELOW	2	4	**3**	**3**	**Adequate**	1	2
328	LKLP	2016	6	Chevy	1G11B5SA3GF130047	4	0	AO	4 Years and/or 100,000 Miles	101,384	YES	8	75.00%	25.0%	Adequate	BELOW	3	3	**3**	**3**	**Adequate**	1	3
330	LKLP	2016	6	Chevy	1G11B5SA2GF168157	4	0	AO	4 Years and/or 100,000 Miles	46,279	YES	8	75.00%	25.0%	Adequate	BELOW	3	5	**4**	**4**	**Good**	1	1
329	LKLP	2016	6	Chevy	1G11B5SA9GF114595	4	0	AO	4 Years and/or 100,000 Miles	55,660	YES	8	75.00%	25.0%	Adequate	BELOW	3	4	**3.5**	**4**	**Good**	1	2
20240	PATS	2020	1	HYUNDAI	5NPEL4JA4LH006273	5	0	AO	4 years and/or 100,000 miles	1,877	EXCELLENT	8	12.50%	87.5%	Excellent	BELOW	5	5	**5**	**5**	**Excellent**	1	1
1	FCTA	2007	15	Ford	3FAHP07137R247249	4	0	AO	4 Years and/or 100,000 Miles	173,975	GOOD	8	187.50%	-87.5%	Poor	EXCEEDED	1	2	**1.5**	**2**	**Marginal**	1	4
101	FCTA	2021	1	Dodge	3C6UR5CJ5MG650525	6	0	AO	4 Years and/or 100,000 Miles	1684	EXCELLENT	8	12.50%	87.5%	Excellent	BELOW	5	5	**5**	**5**	**Excellent**	1	1

SFY 22 AO STATS:	
Overall Condition Rating:	**3.0**
Rounded Overall Condition:	**3**
Total Agencies who have Other Passenger Vehicles	**5**
Total Other Passenger Vehicles	**14**
# of Vehicles Below ULB	**10**
# of Vehicles Met or Exceeded ULB	**4**
% Below ULB	**71.43%**
% Met or Exceeded ULB	**28.57%**
# of Vehicles that Met or Exceeded Condition Rating of Adequate	**11**
# of Vehicles w/ Condition Rating of Marginal or Poor	**3**
% Met or Exceeded Condition Rating of Adequate	**78.57%**
% w/ Condition Rating of Marginal or Poor	**21.43%**

Administrative/Maintenance Facility Condition Assessment Form

Inspection Date: 7/1/2022	
Inspector Name: Dan Lanham	
Facility Name: AACS/GRITS Administrative Office and Parking Garage	
Address/Location: 222 St. Elizabeth Street, Owensboro, KY	

ID #		Percent of Asset Quantity by Condition					
		5 Excellent	4 Good	3 Adequate	2 Marginal	1 Poor	LineTotal
A.	Substructure		4				4
B.	Shell		4				4
C.	Interiors		4				4
D.	Conveyance		4				4
E.	Plumbing		4				4
F.	HVAC		4				4
G.	Fire Protection		4				4
H.	Electrical		4				4
I.	Equipment		4				4
J.	Site		4				4
					Facility Condition Term Scale Average Rating		4

Stats:		
Average TERM Rating:		4.01
Average Rounded TERM Rating:		4
Total Administrative/Maintenance Facilities		37
	# of Facilities	% of Facilities
TERM Rating 2.99 or Below	2	5.41%
Median Term Rating (3 to 3.99)	6	16.22%
TERM Rating 4 or Higher	29	78.38%

Inspection Date: 7/1/22	
Inspector Name: Dan Lanham	
Facility Name: AACS/GRITS Maintenance Facility	
Address/Location: 2016 W. Second Street, Owensboro, KY	

ID #		Percent of Asset Quantity by Condition					
		5 Excellent	4 Good	3 Adequate	2 Marginal	1 Poor	LineTotal
A.	Substructure		4				4
B.	Shell		4				4
C.	Interiors		4				4
D.	Conveyance		4				4
E.	Plumbing		4				4
F.	HVAC		4				4
G.	Fire Protection		4				4
H.	Electrical		4				4
I.	Equipment		4				4
J.	Site		4				4
					Facility Condition Term Scale Average Rating		4

Inspection Date: 7/1/2022

Inspector Name: Dan Lanham

Facility Name: AACS/GRITS Wash Bay Facility

Address/Location: 2002 W. 2nd Street, Owensboro, KY

ID #		Percent of Asset Quantity by Condition					
		5 Excellent	4 Good	3 Adequate	2 Marginal	1 Poor	LineTotal
A.	Substructure		4				4
B.	Shell		4				4
C.	Interiors		4				4
D.	Conveyance		4				4
E.	Plumbing		4				4
F.	HVAC		4				4
G.	Fire Protection		4				4
H.	Electrical		4				4
I.	Equipment		4				4
J.	Site		4				4

Facility Condition Term Scale Average Rating	**4**

Inspection Date: 7/5/2022

Inspector Name: Taylor Veatch

Facility Name: BUS Danville Intermodel Transit Administrative Office

Address/Location: 225 W. Walnut Street, Danville, KY 40422

ID #		Percent of Asset Quantity by Condition					
		5 Excellent	4 Good	3 Adequate	2 Marginal	1 Poor	LineTotal
A.	Substructure		4				4
B.	Shell		4				4
C.	Interiors		4				4
D.	Conveyance						N/A
E.	Plumbing		4				4
F.	HVAC		4				4
G.	Fire Protection	5					5
H.	Electrical		4				4
I.	Equipment						N/A
J.	Site		4				4

Facility Condition Term Scale Average Rating	**4.13**

Inspection Date: 8/3/2022

Inspector Name: Kerri Taylor

Facility Name: CKCAA (CKCATS) Administrative Facility

Address/Location: 328 Hood Avenue, Lebanon, KY 40033

ID #		Percent of Asset Quantity by Condition					
		5 Excellent	4 Good	3 Adequate	2 Marginal	1 Poor	LineTotal
A.	Substructure	5					5
B.	Shell	5					5
C.	Interiors	5					5
D.	Conveyance	5					5
E.	Plumbing	5					5
F.	HVAC	5					5
G.	Fire Protection	5					5
H.	Electrical	5					5
I.	Equipment	5					5
J.	Site	5					5

Facility Condition Term Scale Average Rating	**5**

Inspection Date: 7/11/2022

Inspector Name: Eugene Henson and John Johnson

Facility Name: DBCAA - Clay County Transit Facility

Address/Location: 1535 Shamrock Road, Manchester, KY 40962

ID #		Percent of Asset Quantity by Condition					
		5 Excellent	4 Good	3 Adequate	2 Marginal	1 Poor	LineTotal
A.	Substructure	5					5
B.	Shell				2		2
C.	Interiors	5					5
D.	Conveyance						N/A
E.	Plumbing	5					5
F.	HVAC		4				4
G.	Fire Protection						N/A
H.	Electrical	5					5
I.	Equipment		4				4
J.	Site				2		2
					Facility Condition Term Scale Average Rating		**4**

Inspection Date: 7/11/2022

Inspector Name: Eugene Henson and John Johnson

Facility Name: DBCAA - Clay County Transit Maintenance Garage

Address/Location: 1535 Shamrock Road, Manchester, KY 40962

ID #		Percent of Asset Quantity by Condition					
		5 Excellent	4 Good	3 Adequate	2 Marginal	1 Poor	LineTotal
A.	Substructure	5					5
B.	Shell	5					5
C.	Interiors		4				4
D.	Conveyance						N/A
E.	Plumbing	5					5
F.	HVAC		4				4
G.	Fire Protection						N/A
H.	Electrical	5					5
I.	Equipment	5					5
J.	Site			3			3
					Facility Condition Term Scale Average Rating		**4.50**

Inspection Date: 7/11/2022
Inspector Name: Eugene Henson and John Johnson
Facility Name: DBCAA - Jackson County Transit Facility
Address/Location: 5748 KY Highway 290, McKee, KY 40447

ID #		Percent of Asset Quantity by Condition					
		5 Excellent	4 Good	3 Adequate	2 Marginal	1 Poor	LineTotal
A.	Substructure	5					5
B.	Shell	5					5
C.	Interiors	5					5
D.	Conveyance						N/A
E.	Plumbing	5					5
F.	HVAC		4				4
G.	Fire Protection						N/A
H.	Electrical	5					5
I.	Equipment						N/A
J.	Site	5					5
					Facility Condition Term Scale Average Rating		4.86

Inspection Date: 7/11/2022
Inspector Name: Eugene Henson and John Johnson
Facility Name: DBCAA - Lee County Transit Facility
Address/Location: 1970 Old Highway 11, Beattyville, KY 41311

ID #		Percent of Asset Quantity by Condition					
		5 Excellent	4 Good	3 Adequate	2 Marginal	1 Poor	LineTotal
A.	Substructure	5					5
B.	Shell		4				4
C.	Interiors	5					5
D.	Conveyance						N/A
E.	Plumbing	5					5
F.	HVAC		4				4
G.	Fire Protection						N/A
H.	Electrical	5					5
I.	Equipment						N/A
J.	Site		4				4
					Facility Condition Term Scale Average Rating		4.57

Inspection Date: 8/3/2022

Inspector Name: Jennifer Hall

Facility Name: Frankfort Transit Wash Bay

Address/Location: 301 Bald Knob Drive, Frankfort, KY 40601

ID #		Percent of Asset Quantity by Condition					
		5 Excellent	4 Good	3 Adequate	2 Marginal	1 Poor	LineTotal
A.	Substructure	5					5
B.	Shell	5					5
C.	Interiors	5					5
D.	Conveyance						N/A
E.	Plumbing	5					5
F.	HVAC	5					5
G.	Fire Protection	5					5
H.	Electrical	5					5
I.	Equipment	5					5
J.	Site		4				4
					Facility Condition Term Scale Average Rating		4.89

Inspection Date: 8/3/2022

Inspector Name: Jennifer Hall

Facility Name: Frankfort Transit Administrative/Maintenance Garage Facility

Address/Location: 301 Bald Knob Drive, Frankfort, KY 40601

ID #		Percent of Asset Quantity by Condition					
		5 Excellent	4 Good	3 Adequate	2 Marginal	1 Poor	LineTotal
A.	Substructure					1	1
B.	Shell					1	1
C.	Interiors				2		2
D.	Conveyance						N/A
E.	Plumbing			3			3
F.	HVAC				2		2
G.	Fire Protection	5					5
H.	Electrical			3			3
I.	Equipment		4				4
J.	Site			3			3
					Facility Condition Term Scale Average Rating		2.67

Inspection Date: 8/16/2021

Inspector Name: Paul Maxwell

Facility Name: Fulton County Transit Authority Administrative Office Building

Address/Location: 302 Eastwood Drive, Fulton, KY 42041

ID #		Percent of Asset Quantity by Condition					
		5 Excellent	4 Good	3 Adequate	2 Marginal	1 Poor	LineTotal
A.	Substructure		4				4
B.	Shell		4				4
C.	Interiors		4				4
D.	Conveyance						N/A
E.	Plumbing		4				4
F.	HVAC		4				4
G.	Fire Protection		4				4
H.	Electrical		4				4
I.	Equipment		4				4
J.	Site		4				4
						Facility Condition Term Scale Average Rating	4

Inspection Date: 8/16/2021

Inspector Name: Paul Maxwell

Facility Name: Fulton County Transit Authority Maintenance Garage

Address/Location: 302 Eastwood Drive, Fulton, KY 42041

ID #		Percent of Asset Quantity by Condition					
		5 Excellent	4 Good	3 Adequate	2 Marginal	1 Poor	LineTotal
A.	Substructure		4				4
B.	Shell		4				4
C.	Interiors		4				4
D.	Conveyance						N/A
E.	Plumbing		4				4
F.	HVAC		4				4
G.	Fire Protection		4				4
H.	Electrical		4				4
I.	Equipment		4				4
J.	Site		4				4
						Facility Condition Term Scale Average Rating	4.00

Inspection Date: 8/3/22

Inspector Name: Lanise Coe

Facility Name: Glasgow Transit DPW/Transit Garage

Address/Location: 310 West Front Street

ID #		Percent of Asset Quantity by Condition					
		5 Excellent	4 Good	3 Adequate	2 Marginal	1 Poor	LineTotal
A.	Substructure			3			3
B.	Shell			3			3
C.	Interiors		4				4
D.	Conveyance						N/A
E.	Plumbing		4				4
F.	HVAC		4				4
G.	Fire Protection						N/A
H.	Electrical		4				4
I.	Equipment			3			3
J.	Site		4				4

Facility Condition Term Scale Average Rating	**3.63**

Inspection Date: 7/5/2022

Inspector Name: Bill Howard and Bob Yost

Facility Name: HCCAA Administrative Facility

Address/Location: 319 Camden Street, Harlan, KY 40831

ID #		Percent of Asset Quantity by Condition					
		5 Excellent	4 Good	3 Adequate	2 Marginal	1 Poor	LineTotal
A.	Substructure		4				4
B.	Shell		4				4
C.	Interiors		4				4
D.	Conveyance		4				4
E.	Plumbing			3			3
F.	HVAC			3			3
G.	Fire Protection		4				4
H.	Electrical				2		2
I.	Equipment			3			N/A
J.	Site		4				4

Facility Condition Term Scale Average Rating	**3.56**

Inspection Date: 7/20/2022

Inspector Name: David Estepp

Facility Name: Kentucky River Foothills Development Council Administrative Office

Address/Location: 309 Spangler Driver, Richmond, KY 40475

ID #		Percent of Asset Quantity by Condition					
		5 Excellent	4 Good	3 Adequate	2 Marginal	1 Poor	LineTotal
A.	Substructure			3			3
B.	Shell				2		2
C.	Interiors			3			3
D.	Conveyance	5					5
E.	Plumbing			3			3
F.	HVAC				2		2
G.	Fire Protection		4				4
H.	Electrical			3			3
I.	Equipment						N/A
J.	Site			3			3
					Facility Condition Term Scale Average Rating		**3.11**

Inspection Date: 7/10/2022

Inspector Name: Darrell Grigsby

Facility Name: LKLP Hazard Administrative Facility

Address/Location: 398 Roy Campbell Drive, Hazard, KY

ID #		Percent of Asset Quantity by Condition					
		5 Excellent	4 Good	3 Adequate	2 Marginal	1 Poor	LineTotal
A.	Substructure		4				4
B.	Shell		4				4
C.	Interiors		4				4
D.	Conveyance		4				4
E.	Plumbing		4				4
F.	HVAC		4				4
G.	Fire Protection		4				4
H.	Electrical		4				4
I.	Equipment		4				4
J.	Site		4				4
						Facility Condition Term Scale Average Rating	4.00

Inspection Date: 7/10/2022

Inspector Name: Darrell Grigsby

Facility Name: LKLP Leslie Co. Transit Facility

Address/Location: 121 Maple Street, Hyden, KY 41749

ID #		Percent of Asset Quantity by Condition					
		5 Excellent	4 Good	3 Adequate	2 Marginal	1 Poor	LineTotal
A.	Substructure		4				4
B.	Shell		4				4
C.	Interiors		4				4
D.	Conveyance						N/A
E.	Plumbing		4				4
F.	HVAC		4				4
G.	Fire Protection		4				4
H.	Electrical		4				4
I.	Equipment		4				4
J.	Site		4				4
						Facility Condition Term Scale Average Rating	4

Inspection Date: 7/11/2022

Inspector Name: Darrell Grigsby

Facility Name: LKLP Morgan Co. Transit Facility

Address/Location: 260 Prestonsburg St. West Liberty, KY 41472

Year Facility was built and/or renovated: 2015

ID #		Percent of Asset Quantity by Condition					
		5 Excellent	4 Good	3 Adequate	2 Marginal	1 Poor	LineTotal
A.	Substructure		4				4
B.	Shell		4				4
C.	Interiors		4				4
D.	Conveyance		4				4
E.	Plumbing		4				4
F.	HVAC		4				4
G.	Fire Protection		4				4
H.	Electrical		4				4
I.	Equipment		4				4
J.	Site		4				4
					Facility Condition Term Scale Average Rating		4

Inspection Date: 7/11/2022

Inspector Name: Darrell Grigsby

Facility Name: LKLP Knott Co. Transit Facility

Address/Location: 131 West Main Street, Hindman, KY 41822

Year Facility was built and/or renovated: 2021

ID #		Percent of Asset Quantity by Condition					
		5 Excellent	4 Good	3 Adequate	2 Marginal	1 Poor	LineTotal
A.	Substructure	5					5
B.	Shell	5					5
C.	Interiors	5					5
D.	Conveyance	5					5
E.	Plumbing	5					5
F.	HVAC	5					5
G.	Fire Protection	5					5
H.	Electrical	5					5
I.	Equipment	5					5
J.	Site	5					5
I.	Equipment	5					5
J.	Site	5					5
					Facility Condition Term Scale Average Rating		5

Inspection Date: June 21, 2022

Inspector Name: Robin Shaw and Mike Williams

Facility Name: Louisville Wheels Transportation Maintenance Garage

Address/Location: 1134 South Preston Street, Louisville, KY 40203

Year Facility was built and/or renovated:

ID #		Percent of Asset Quantity by Condition					
		5 Excellent	4 Good	3 Adequate	2 Marginal	1 Poor	LineTotal
A.	Substructure		4				4
B.	Shell		4				4
C.	Interiors		4				4
D.	Conveyance						N/A
E.	Plumbing		4				4
F.	HVAC			3			3
G.	Fire Protection		4				4
H.	Electrical		4				4
I.	Equipment		4				4
J.	Site		4				4
						Facility Condition Term Scale Average Rating	3.888888889

Inspection Date: June 21, 2022

Inspector Name: Robin Shaw and Mike Williams

Facility Name: Louisville Wheels Transportation Adminsitrative Facility

Address/Location: 1134 South Preston Street, Louisville, KY 40203

ID #		Percent of Asset Quantity by Condition					
		5 Excellent	4 Good	3 Adequate	2 Marginal	1 Poor	LineTotal
A.	Substructure		4				4
B.	Shell		4				4
C.	Interiors		4				4
D.	Conveyance		4				5
E.	Plumbing		4				4
F.	HVAC		4				4
G.	Fire Protection		4				4
H.	Electrical		4				4
I.	Equipment		4				4
J.	Site		4				4
						Facility Condition Term Scale Average Rating	4.1

Inspection Date: 7/6/2022

Inspector Name: Cecily Spicer

Facility Name: MKCAP Administrative Office

Address/Location: 171 Howell Heights Road, Jackson, KY 41339

ID #		Percent of Asset Quantity by Condition					
		5 Excellent	4 Good	3 Adequate	2 Marginal	1 Poor	LineTotal
A.	Substructure		4				4
B.	Shell			3			3
C.	Interiors		4				4
D.	Conveyance		4				4
E.	Plumbing		4				4
F.	HVAC	5					5
G.	Fire Protection		4				4
H.	Electrical		4				4
I.	Equipment		4				4
J.	Site		4				4

Facility Condition Term Scale Average Rating	**4**

Inspection Date: 7/6/2022

Inspector Name: Cecily Spicer

Facility Name: MKCAP Maintenance Garage

Address/Location: 171 Howell Heights Road, Jackson, KY 41339

Year Facility was built and/or renovated:

ID #		Percent of Asset Quantity by Condition					
		5 Excellent	4 Good	3 Adequate	2 Marginal	1 Poor	LineTotal
A.	Substructure		4				4
B.	Shell			3			3
C.	Interiors		4				4
D.	Conveyance						N/A
E.	Plumbing	5					5
F.	HVAC	5					5
G.	Fire Protection		4				4
H.	Electrical		4				4
I.	Equipment	5					5
J.	Site		4				4

Facility Condition Term Scale Average Rating	**4.25**

Inspection Date: 7/15/2022

Inspector Name: Thomas Dong

Facility Name: MCTA Administrative Office

Address/Location: 1111 Transit Way, Murray, KY 42071

Year Facility was built and/or renovated:

ID #		Percent of Asset Quantity by Condition					
		5 Excellent	4 Good	3 Adequate	2 Marginal	1 Poor	LineTotal
A.	Substructure		4				4
B.	Shell		4				4
C.	Interiors			3			3
D.	Conveyance						N/A
E.	Plumbing		4				4
F.	HVAC	5					5
G.	Fire Protection	5					5
H.	Electrical		4				4
I.	Equipment		4				4
J.	Site			3			3
						Facility Condition Term Scale Average Rating	**4**

Inspection Date: 7/22/2022

Inspector Name: Reba Henderson

Facility Name: Northeast Kentucky Community Action Agency Maintenance Garage

Address/Location: 539 Hitchins Ave, Olive Hill, KY 41164

Year Facility was built and/or renovated:

ID #		Percent of Asset Quantity by Condition					
		5 Excellent	4 Good	3 Adequate	2 Marginal	1 Poor	LineTotal
A.	Substructure		4				4
B.	Shell		4				4
C.	Interiors		4				4
D.	Conveyance						N/A
E.	Plumbing						N/A
F.	HVAC	5					4
G.	Fire Protection	5					5
H.	Electrical	5					5
I.	Equipment		4				4
J.	Site					1	1
					Facility Condition Term Scale Average Rating		3.86

Inspection Date: 7/1/2022

Inspector Name: Reba Henderson

Facility Name: Northeast Kentucky Community Action Agency Wash Bay

Address/Location: 539 Hitchins Ave, Olive Hill, KY 41164

Year Facility was built and/or renovated:

ID #		Percent of Asset Quantity by Condition					
		5 Excellent	4 Good	3 Adequate	2 Marginal	1 Poor	LineTotal
A.	Substructure		4				4
B.	Shell		4				4
C.	Interiors		4				4
D.	Conveyance						N/A
E.	Plumbing		4				4
F.	HVAC				2		2
G.	Fire Protection	5					5
H.	Electrical	5					5
I.	Equipment	5					5
J.	Site		4				4
					Facility Condition Term Scale Average Rating		4.125

Inspection Date: 7/15/2022

Inspector Name: Arthur Boykin

Facility Name: Paducah Area Transit System

Address/Location: 850 Harrison Street - Paducah, KY 42001

Year Facility was built and/or renovated:

ID #		Percent of Asset Quantity by Condition					
		5 Excellent	4 Good	3 Adequate	2 Marginal	1 Poor	LineTotal
A.	Substructure		4				4
B.	Shell		4				4
C.	Interiors	5					5
D.	Conveyance						N/A
E.	Plumbing	5					5
F.	HVAC		4				4
G.	Fire Protection	5					5
H.	Electrical	5					5
I.	Equipment		4				4
J.	Site		4				4
					Facility Condition Term Scale Average Rating		**4.44**

Inspection Date: 7/15/2022

Inspector Name: Vickie Pennington

Facility Name: PACS Transportation Annex

Address/Location: 1200 S. Clay Street, Hopkinsville, KY 42240

Year Facility was built and/or renovated:

ID #		Percent of Asset Quantity by Condition					
		5 Excellent	4 Good	3 Adequate	2 Marginal	1 Poor	LineTotal
A.	Substructure				2		2
B.	Shell				2		2
C.	Interiors				2		2
D.	Conveyance						N/A
E.	Plumbing					1	1
F.	HVAC					1	1
G.	Fire Protection						N/A
H.	Electrical				2		2
I.	Equipment				2		2
J.	Site			3			3
					Facility Condition Term Scale Average Rating		1.875

Inspection Date: 7/15/2022

Inspector Name: Vickie Pennington

Facility Name: PACS Transportation Administrative Facility

Address/Location: 1111 S. Clay Street, Hopkinsville, KY 42240

Year Facility was built and/or renovated:

ID #		Percent of Asset Quantity by Condition					
		5 Excellent	4 Good	3 Adequate	2 Marginal	1 Poor	LineTotal
A.	Substructure		4				4
B.	Shell		4				4
C.	Interiors		4				4
D.	Conveyance						N/A
E.	Plumbing		4				4
F.	HVAC		4				4
G.	Fire Protection						N/A
H.	Electrical		4				4
I.	Equipment		4				4
J.	Site		4				4
					Facility Condition Term Scale Average Rating		4

Inspector Date: 6/28/2022

Inspector Name: James Morgan

Facility Name: RTEC Main Office

Address/Location: 100 Main Street, Mount Vernon, KY 40456

Year Facility was built and/or renovated:

ID #		Percent of Asset Quantity by Condition					
		5 Excellent	4 Good	3 Adequate	2 Marginal	1 Poor	LineTotal
A.	Substructure		4				4
B.	Shell		4				4
C.	Interiors		4				4
D.	Conveyance		N/A				N/A
E.	Plumbing		4				4
F.	HVAC		4				4
G.	Fire Protection		4				4
H.	Electrical		4				4
I.	Equipment		4				4
J.	Site		4				4
					Facility Condition Term Scale Average Rating		4

Inspection Date: 6/28/2022

Inspector Name: James Morgan

Facility Name:RTEC Maintenance Garage

Address/Location: 85 Spring Street, Mounty Vernon, KY 40456

Year Facility was built and/or renovated:

ID #		Percent of Asset Quantity by Condition					
		5 Excellent	4 Good	3 Adequate	2 Marginal	1 Poor	LineTotal
A.	Substructure		4				4
B.	Shell		4				4
C.	Interiors		4				4
D.	Conveyance		N/A				N/A
E.	Plumbing		4				4
F.	HVAC		4				4
G.	Fire Protection		4				4
H.	Electrical		4				4
I.	Equipment		4				4
J.	Site		4				4
					Facility Condition Term Scale Average Rating		4

Inspection Date: 6/28/2022

Inspector Name: James Morgan

Facility Name: RTEC Trolley Café

Address/Location: 145 Spring Street, Mount Vernon, KY 40456

Year Facility was built and/or renovated:

ID #		Percent of Asset Quantity by Condition					
		5 Excellent	4 Good	3 Adequate	2 Marginal	1 Poor	LineTotal
A.	Substructure		4				4
B.	Shell		4				4
C.	Interiors		4				4
D.	Conveyance		N/A				0
E.	Plumbing		4				4
F.	HVAC		4				4
G.	Fire Protection		4				4
H.	Electrical		4				4
I.	Equipment		4				4
J.	Site		4				4

Facility Condition Term Scale Average Rating	**4**

Inspection Date: 8/3/2022

Inspector Name: Stacey Prater

Facility Name: SVTS Pikeville Administrative Transit Parking Office

Address/Location: 805 Hanbley BLVD, Pikeville, KY 41501

Year Facility was built and/or renovated:

ID #		Percent of Asset Quantity by Condition					
		5 Excellent	4 Good	3 Adequate	2 Marginal	1 Poor	LineTotal
A.	Substructure			4			4
B.	Shell			4			4
C.	Interiors			4			4
D.	Conveyance			N/A			N/A
E.	Plumbing			4			4
F.	HVAC			4			4
G.	Fire Protection			4			4
H.	Electrical			4			4
I.	Equipment			N/A			N/A
J.	Site			4			4
						Facility Condition Term Scale Average Rating	4

Inspection Date: 8/3/2022

Inspector Name: Stacey Prater

Facility Name: SVTS Main Administrative Office

Address/Location: 81 Resource Court, Prestonsburg, KY 41653

Year Facility was built and/or renovated: 1999

ID #		Percent of Asset Quantity by Condition					
		5 Excellent	4 Good	3 Adequate	2 Marginal	1 Poor	LineTotal
A.	Substructure			4			4
B.	Shell			4			4
C.	Interiors			4			4
D.	Conveyance			4			4
E.	Plumbing			4			4
F.	HVAC			4			4
G.	Fire Protection			4			4
H.	Electrical			4			4
I.	Equipment			N/A			N/A
J.	Site			4			4
						Facility Condition Term Scale Average Rating	4

Inspection Date: 8/3/2022

Inspector Name: Stacey Prater

Facility Name: SVTS Maintenance Garage

Address/Location: 81 Resource Court, Prestonsburg, KY 41653

Year Facility was built and/or renovated: 1995

ID #		Percent of Asset Quantity by Condition					
		5 Excellent	4 Good	3 Adequate	2 Marginal	1 Poor	LineTotal
A.	Substructure		4				4
B.	Shell		4				4
C.	Interiors		4				4
D.	Conveyance						N/A
E.	Plumbing		4				4
F.	HVAC		4				4
G.	Fire Protection		4				4
H.	Electrical		4				4
I.	Equipment						N/A
J.	Site		4				4

Facility Condition Term Scale Average Rating	**4**

Inspection Date: 7/12/2022

Inspector Name: Kerra Ogden

Facility Name: WKU Parking and Transportation Administrative Office

Address/Location: 578 Campbell Lane, Bowling Green, KY 42101

Year Facility was built and/or renovated: 2006

ID #		Percent of Asset Quantity by Condition					
		5 Excellent	4 Good	3 Adequate	2 Marginal	1 Poor	LineTotal
A.	Substructure		4				4
B.	Shell		4				4
C.	Interiors		4				4
D.	Conveyance						N/A
E.	Plumbing		4				4
F.	HVAC			3			3
G.	Fire Protection						N/A
H.	Electrical		4				4
I.	Equipment		4				4
J.	Site		4				4
						Facility Condition Term Scale Average Rating	**3.88**

Passenger/Parking Facility Condition Assessment Form

Inspection Date: 6/24/2022	
Inspector Name: James Morgan	
Facility Name: RTEC Somerset Transit Park n Ride	
Address/Location: 1500 KY 2227, Somerset, KY 42503	
Year Facility was built and/or renovated:	

ID #		Percent of Asset Quantity by Condition					
		5 Excellent	4 Good	3 Adequate	2 Marginal	1 Poor	Line Total
A.	Substructure		4				4
B.	Shell		4				4
C.	Interior		4				4
D.	Conveyance		N/A				N/A
E.	Plumbing		4				4
F.	HVAC		4				4
G.	Fire Protection		4				4
H.	Electrical		4				4
I.	Fare Collection		4				4
J.	Site		4				4
					Facility Condition Term Scale Average Rating		4

Stats:		
Average TERM Rating:		4
Total Parking/Park and Ride Facilities		2
	# of Facilities	% of Facilities
TERM Rating 2.99 or Below	0	0.00%
Median Term Rating (3 to 3.99)	0	0.00%
TERM Rating 4 or Higher	2	100.00%

Inspection Date: 6/24/2022	
Inspector Name: James Morgan	
Facility Name: RTEC London Transit Park n Ride Center	
Address/Location: 100 Broad Street, London, KY 40741	
Year Facility was built and/or renovated:	

ID #		Percent of Asset Quantity by Condition					
		5 Excellent	4 Good	3 Adequate	2 Marginal	1 Poor	Line Total
A.	Substructure		4				4
B.	Shell		4				4
C.	Interior		4				4
D.	Conveyance		N/A				N/A
E.	Plumbing		4				4
F.	HVAC		4				4
G.	Fire Protection		4				4
H.	Electrical		4				4
I.	Fare Collection		4				4
J.	Site		4				4
					Facility Condition Term Scale Average Rating		4

Inspection Date: 8/12/2022	
Inspector Name: Geoffrey Atherton	
Facility Name: University of Louisville - Floyd Street Garage Bus Station	
Address/Location: 2126 S. Floyd Street, Louisville, KY 40208	
Year Facility was built and/or renovated: 2009	

ID #		Percent of Asset Quantity by Condition					
		5 Excellent	4 Good	3 Adequate	2 Marginal	1 Poor	Line Total
A.	Substructure		4				4
B.	Shell		4				4
C.	Interior		4				4
D.	Conveyance						N/A
E.	Plumbing						N/A
F.	HVAC			3			3
G.	Fire Protection						N/A
H.	Electrical		4				4
I.	Fare Collection						N/A
J.	Site		4				4
						Facility Condition Term Scale Average Rating	**3.833333333**

Stats:		
Average TERM Rating:		**3.833333333**
Total Passenger Facilities		**1**
	# of Facilities	**% of Facilities**
TERM Rating 2.99 or Below	**0**	**0.00%**
Median Term Rating (3 to 3.99)	**1**	**100.00%**
TERM Rating 4 or Higher	**0**	**0.00%**

FEDERAL TRANSIT ADMINISTRATION

Default Useful Life Benchmark (ULB) Cheat Sheet

Source: 2017 Asset Inventory Module Reporting Manual, Page 53

Transit Agencies will report the age of all vehicles to the National Transit Database. FTA will track the performance of revenue vehicles (Rolling Stock) and service vehicles (Equipment), by asset class, by calculating the percentage of vehicles that have met or exceeded the useful life benchmark (ULB).

FTA has set a default ULB as the expected service years for each vehicle class in the table below. ULB is the average age-based equivalent of a 2.5 rating on the FTA Transit Economic Requirements Model (TERM) scale. Transit agencies can adjust their Useful Life Benchmarks with approval from FTA.

Vehicle Type		Default ULB (in years)
AB	Articulated bus	14
AG	Automated guideway vehicle	31
AO	Automobile	8
BR	Over-the-road bus	14
BU	Bus	14
CC	Cable car	112
CU	Cutaway bus	10
DB	Double decked bus	14
FB	Ferryboat	42
HR	Heavy rail passenger car	31
IP	Inclined plane vehicle	56
LR	Light rail vehicle	31
MB	Minibus	10
MO	Monorail vehicle	31
MV	Minivan	8
	Other rubber tire vehicles	14
RL	Commuter rail locomotive	39
RP	Commuter rail passenger coach	39
RS	Commuter rail self-propelled passenger car	39
RT	Rubber-tired vintage trolley	14
SB	School bus	14
	Steel wheel vehicles	25
SR	Streetcar	31
SV	Sport utility vehicle	8
TB	Trolleybus	13
TR	Aerial tramway	12
VN	Van	8
VT	Vintage trolley	58

Documentation of analytical processes and decision support tools used in TAM plan development:

Documentation of analytical references that Kentucky Transportation Cabinet (KYTC)/Office of Transportation Delivery (OTD) and participating members of the Tier II Group Sponsored Transit Asset Management (TAM) Plan. OTD opted to use the Default Useful Life Benchmark (ULB) Cheat Sheet and the TAM Facility Performance Measure Condition Assessment Calculation to set its process of creating condition ratings for all Rolling Stock, Equipment and Facilities including Administrative and Parking Facilities. Based upon this guidance, OTD created condition-rating formulas to determine the ULB rating of Rolling Stock and Condition Rating of all Rolling Stock and some Equipment. Facilities were TERM Scale rated based upon the physical inspections of the facilities Condition Assessment Calculation. OTD is able to utilize these ratings to prioritize what investments are in the biggest need of being repaired or replaced and allocate assets towards meeting a State of Good Repair.

Rolling Stock Condition Assesment Rating Requirements

Rolling Stock Condition Criteria	Description	Rating Scale for Rolling Stock	Condition Rating Definition
-200%	Extremely High Mileage (Negative Percent) Over 200% of SMP Useful Life	**1**	**Poor**
0%	High Mileage: Over 150% to 200% SMP Useful Life Used	**2**	**Marginal**
25%	Passed Mid Mileage: Over 100% to 150% SMP Useful Life Used	**3**	**Adequate**
50%	Mid Mileage: More than 50% - 100% SMP Useful Life Used	**4**	**Good**
75%	Low Mileage: New or Nearly New - 50% of SMP Useful Life Used	**5**	**Excellent**

Rolling Stock SMP Useful Life

Type of Vehicle	SMP Useful Life	Rolling Stock Condition Rating Scale: Maximum Mileage per Rating using SMP Useful Life				
		0-50%	50.01% - 100%	100.01% - 150%	150.01% - 200%	>200%
Van/Cutaway (5-15 Passenger)	4 Years and/or 100,000 Miles	0	50,001	100,001	150,001	200,001
Medium Bus	7 Years and/or 200,000 Miles	0	100,001	200,001	300,001	400,001
Large Bus (Includes Rubber Wheeled Trolleys 30-35 Passenger)	10 Years and/or 350,000 Miles	0	175,001	350,001	525,001	700,001
Large Bus (36 passenger and greater)	12 Years and/or 500,000 Miles	0	250,001	500,001	750,001	1,000,001
	Term Rating	**5**	**4**	**3**	**2**	**1**

Equipment Condition Assesment Rating Requirements for all Equipment Over 50,000 that is NOT Non-Revenue Service Vehicles

Equipment Condition Criteria	Condition Description	Condition Rating Scale for Equipment	Condition Rating Description
-200%	Extremely Age (Negative Percent) Over 200% of Facility Useful Life	**1**	**Poor**
0%	High Age: Over 150% to 200% Facility Useful Life	**2**	**Marginal**
25%	Passed Mid Age: Over 100% to 150% Facility Useful Life	**3**	**Adequate**
50%	Mid Age: More than 50% - 100% of Facility Useful Life	**4**	**Good**
75%	New or Nearly New - 50% of Facility Useful Life	**5**	**Excellent**

Equipment Non-Revenue Condition Assesment Rating Requirements

Equipment Non-Revenue Condition Criteria	Description	Equipment Non-Revenue Rating	Condition Rating Definition
-200%	Extremely High Mileage (Negative Percent) Over 200% of SMP Useful Life	**1**	**Poor**
0%	High Mileage: Over 150% to 200% SMP Useful Life Used	**2**	**Marginal**
25%	Passed Mid Mileage: Over 100% to 150% SMP Useful Life Used	**3**	**Adequate**
50%	Mid Mileage: More than 50% - 100% SMP Useful Life Used	**4**	**Good**
75%	Low Mileage: New or Nearly New - 50% of SMP Useful Life Used	**5**	**Excellent**

TAM Facility Performance Measure Reporting Guidebook:

Condition Assessment Calculation

Federal Transit Administration

U.S. Department of Transportation

Version 1.2 March 2018

Update Appendix B

U.S. Department of Transportation

Federal Transit Administration

Table of Contents

Table of Contents **0**

1.0 Introduction **1**

1.1 Background and Purpose 1
1.2 Intended Audience 1
1.3 Document Organization 2
1.4 Legislative Background 2
1.5 Inventory 2
1.6 Steps to Conducting & Reporting a Facility Condition Assessment 3

2.0 Identify Facility Types and Rating Levels **4**

2.1 Facility Types 4
2.2 Condition Assessment Measure – TERM Scale 6
2.3 Facility Assessment Rating Levels 7
2.4 Summary 8

3.0 Condition Assessment Procedures **8**

3.1 Identify Primary and Secondary Rating Levels in Facilty 8
3.2 Condition Assessment Guidelines and Rating Descriptions 12
3.3 Condition Assessment Procedures 14
3.4 Quality Management 19

4.0 Condition Rating Aggregation Approaches **20**

4.1 Alternative 1: Weighted Average Condition 21
4.2 Alternative 2: Median Value 22
4.3 Alternative 3: Alternative Weighting 23

5.0 Calculate Performance Measures **23**

6.0 Reporting and Data Requirements **24**

6.1 Reporting Procedures 24

Appendices **26**

Appendix A: Definitions 26
Appendix B: Condition Rating Descriptions 27
Appendix C: Sample Administrative/Maintenance Facility Condition Assessment Form 27
Appendix D: Sample Passenger/Parking Facility Condition Assessment Form 46
Appendix E: References 47

1.0 Introduction

1.1 Background and Purpose

The Moving Ahead for Progress in the 21st Century Act (MAP–21) (Pub. L. 112–141, July 6, 2012), established new Transit Asset Management (TAM) data-reporting requirements at 49 U.S.C. § 5326. FTA recently promulgated the TAM rule at 49 CFR part 625 to effect this statutory requirement. The objective of this guidebook is to detail the methodology for transit agencies to use in fulfilling several of those requirements.

In accordance with 49 U.S.C. § 5335, agencies are required to calculate and report new data elements to the National Transit Database (NTD). This guidebook focuses on data elements regarding facility conditions and performance measures for administrative and maintenance facilities, as well as for passenger and parking facilities.

New and updated regulations require transit agencies reporting to the NTD to include condition information on assets reported to the database. To satisfy this new requirement, the condition of each facility supporting transit operations, must be reported to the NTD at least once every four years.

The TAM rule established performance measures to be reported to the NTD Asset Inventory Module (AIM) at 49 CFR part 625, Subpart D - Performance Management. This guidebook outlines the calculation of the Facility Condition Assessment for reporting to the NTD. In addition to AIM reporting, the TAM rule requires asset inventory and asset condition assessments at a level of detail sufficient to monitor and predict the performance of assets and to inform investment prioritization in the TAM Plan. Facility condition assessments must be conducted by assessing the condition of and assigning a rating for facility assets using FTA's Transit Economic Requirements Model (TERM) scale. This guidebook provides procedures for compliance with the condition assessment requirement.

Information on facility conditions is intended to supplement other facility-related information entered in the NTD AIM. The NTD AIM will be available for optional reporting in 2017, one year prior to mandatory reporting.

1.2 Intended Audience

This guidebook is intended for any organization receiving funds from FTA that owns, operates, or manages transit capital assets for which it has direct capital responsibility. While this guidebook may be helpful for those who occupy Accountable Executive positions at their agencies, it is specifically directed at those who will conduct or report transit asset condition assessments, and those who will compile the agency’s asset inventory.

Agencies that share direct capital responsibility for facility assets should determine how to coordinate condition assessment reporting – FTA does not require each entity to conduct a separate assessment, although each will report the result.

1.3 Document Organization

This guidebook is organized into six main sections:

- **Section 1.0** describes the scope of this document and provides a brief policy background, linking this guidance to the requirements of the NTD.
- **Section 1.0** identifies facility types and rating levels.
- **Section 2.0** provides instructions on how to assess the condition of facility.
- **Section 3.0** offers solutions to aggregating condition ratings to determine an overall facility rating.
- **Section 4.0** provides instructions on how to calculate performance measures for each facility asset category.
- **Section 5.0** outlines data requirements and definitions relating to reporting facility condition data.

1.4 Legislative Background

The guidance presented here is intended to help agencies fulfill the NTD facility condition data reporting requirements of 49 U.S.C. § 5335. Section 5335 contains several provisions impacting NTD reporting requirements. Of note is a new requirement to report "asset condition information" to the NTD. FTA effected this statutory requirement with the recent promulgation of the TAM rule at 49 CFR part 625. The rule includes definitions for "transit asset management plan", "state of good repair" (SGR), and establishes performance measures for equipment, rolling stock, infrastructure, and facilities asset categories. These requirements are also included with the Asset Inventory Reporting notice of 49 CFR part 630 that was published in the Federal Register on July 26, 2016 (81 FR 48971).

This guidebook offers a methodology for defining, gathering, calculating and reporting facility condition data to NTD and links these requirements to TAM plan requirements.

1.5 Inventory

The NTD AIM stores basic information on assets and infrastructure applied by U.S. transit agencies. A pilot version of the AIM was made available as a Microsoft Excel spreadsheet on the NTD webpage. The data elements shown on the pilot version will be incorporated as part of the online NTD reporting system and will be available for optional reporting in 2017. Inventory data must be reported to the NTD AIM. Specific form numbers, by asset category, will be provided on the NTD website.

The NTD facility asset inventory[1] forms gather required information on administrative, maintenance, passenger, and parking facilities, such as facility name, address, square footage, year built or substantially reconstructed, and the primary mode served by or operated out of the facility. An agency must report all facilities for which it has a full or partial capital responsibility.

[1] See full instructions from the latest Asset Inventory Reporting Manual (2015), pages 20 and 26.

Further, for each reportable facility, an agency must indicate its percent of responsibility for capital replacement costs, including costs that would be part of the planning, design, and replacement of a facility. The form also specifies facility sub-type based on size and function.

1.6 Steps to Conducting & Reporting a Facility Condition Assessment

Agencies are required to report the overall condition of all facilities for which they have direct or shared capital responsibility using a single numeric value. Assessing facility asset condition is the focus of this guidebook. Each facility can be divided into primary rating levels and secondary rating levels. Information in the following sections of this guidebook will explain approaches to aggregating condition data for reporting.

Before performing any assessments, it is first necessary for agencies to determine exactly what items must be assessed. Agencies should first divide facilities into primary rating levels. Some agencies may determine the primary level rating by inspection and assessing each secondary level.

Section 2.1 of this guidebook describes the recommended levels for inclusion in a condition assessment. Next, Section 2.2 describes how to apply the five-point condition scale to each, providing condition state language for each. Once the identification of primary and secondary level to rate and condition state language are defined, the next step is to perform the condition assessment, described further in Section 2.3.

Next, agencies should aggregate the condition ratings of secondary (if any ratings) and then primary level facility ratings to determine the overall condition rating of each facility. Section 3.0 describes how to aggregate the data to determine an overall facility condition rating.

Using the condition rating for each facility, agencies must then calculate a performance measure for their administrative and maintenance facilities and a performance measure for their passenger and parking facilities. Calculating performance measures is reviewed in Section 4.0. Finally, agencies must report asset conditions and asset category performance measures, set targets, and prepare any required supporting documentation. Data requirements and reporting is discussed in Section 5.0.

The figure below illustrates the basic steps to assessing and reporting facility conditions and performance measures.

Figure 1. Steps to Assessing and Reporting Facility Conditions and Performance Measures

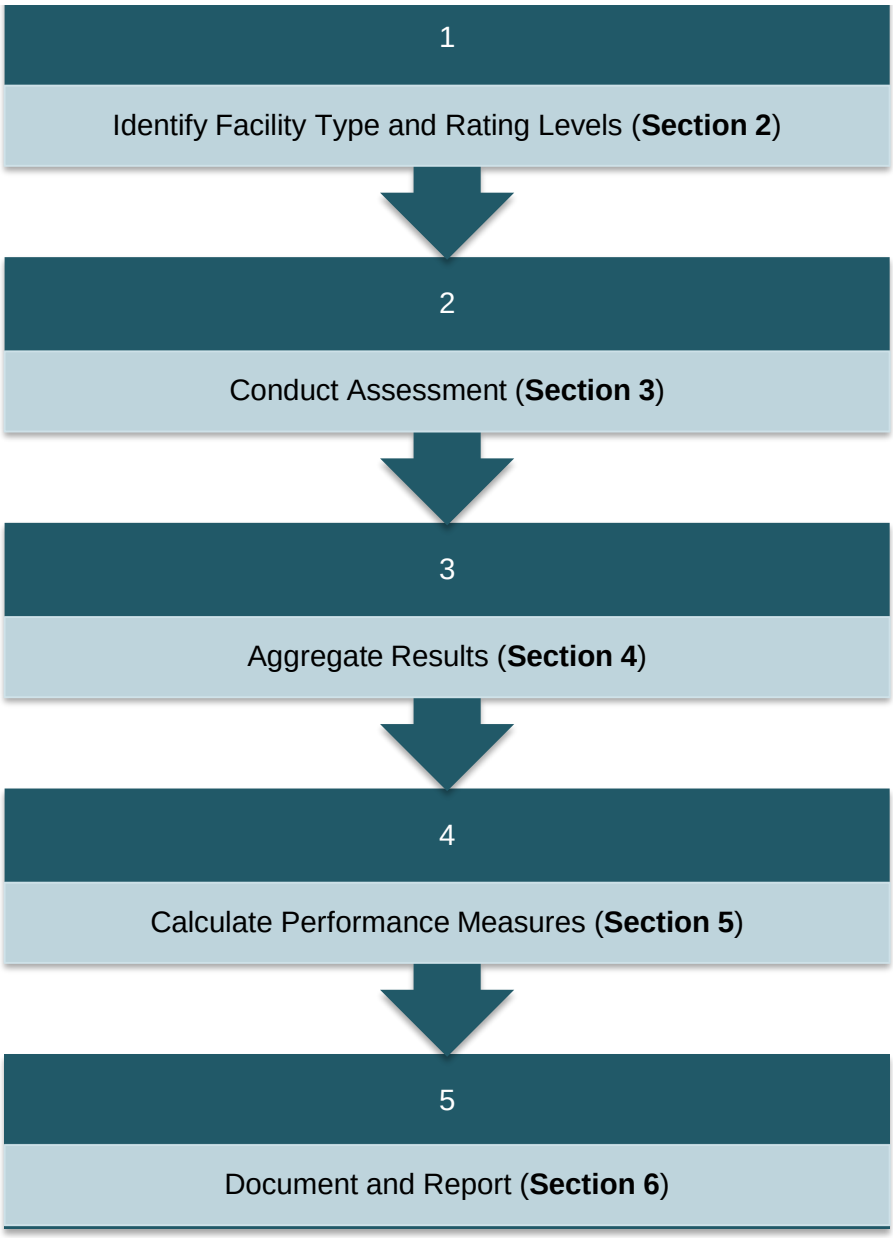

1.0 Identify Facility Types and Rating Levels

This section defines the facility data agencies must collect. The NTD Policy Manual offers definitions on the building types agencies must assess, while the NTD AIM details the specific data that must be reported for each facility type.

1.1 Facility Types

Condition assessment data must be gathered on all facilities for which an agency has direct

capital responsibility. A single facility is defined as one building, so a compound with four buildings would be four facilities. The 2017 AIM Manual itemizes all facility types that will be reported to the NTD. Each of these facility types and any other building where transit administrative, maintenance, or operations functions are conducted should be considered an independent facility even when it is adjacent to or on the same property as another building. The definitions for different types of facilities are listed below. These definitions are stated in the NTD Policy Manual and are included in this document for completeness.

The guidebook does not list each possible type of facility but instead provides general descriptions to allow agencies to assess which facility type best fits their facility. Additionally, while the final rule provides a minimum standard for regulation, if an entity elects to inventory and conduct condition assessments on facilities that are beyond the standard, they must follow the same methodology required by regulated facilities.

There are two overarching *groups* of facilities: 1) Administrative and Maintenance; and 2) Passenger and Parking; and four *types* of facilities that fall under them. Transit agencies will submit condition assessments for each facility, which will be aggregated to calculate the facility condition performance measure metric. Agencies must submit one performance measure metric and one target for administrative and maintenance facilities, and one metric and target for passenger and parking facilities.

1.1.1 Maintenance and Administrative Facilities

Administrative Facilities

Administrative facilities are typically offices that house management and supporting activities for overall transit operations such as accounting, finance, engineering, legal, safety, security, customer services, scheduling, and planning. They also include facilities for customer information or ticket sales, but that are not part of any passenger station.

Maintenance Facilities

Maintenance facilities are those where routine maintenance and repairs or heavy maintenance or unit rebuilds are conducted. Agencies must not report maintenance facilities where third-party vendors perform services, such as a local gasoline service or body shop. Note that characterizing a facility as one maintenance facility type over another will not alter the maintenance and administrative facility performance measure. For extensive list and definitions of maintenance facility types visit the NTD glossary.

1.1.2 Passenger and Parking Facilities

Passenger Facilities

Agencies report passenger station information for fixed route, fixed schedule services (rail modes, bus modes, trolleybus, ferryboat, and aerial tramway). Each agency must report inventory data for all passenger stations the agency uses in public transportation even if the agency does not own the stations.

Passenger stations are significant structures on a separate right-of-way (ROW). For rail modes, passenger facilities typically mean a platform area and any associated access structures or accessory spaces accessible to passengers or by staff who are in support of passenger service. This definition of passenger facilities includes:

- All rail passenger facilities (except for light rail, cable car, and streetcar modes)
- All light rail, cable car, and streetcar passenger facilities that have platforms and serve track that is in a separate ROW (not in mixed-street traffic)
- All motorbus, rapid bus, commuter bus, and trolley bus passenger facilities in a separate ROW that have an enclosed structure (building) for passengers for items such as ticketing, information, restrooms, and concessions
- All transportation, transit or transfer centers, and transit malls if they have an enclosed structure (building) for passengers for items such as ticketing, information, restrooms, concessions, and telephones

As an example, a bus stop on a street or in a median is not a station if the bus stop does not have a separate, enclosed building. Open shelters, canopies, lighting, signage, or ramps for accessibility alone are not enough to establish a passenger station.

Parking Facilities

Parking facilities include park & ride lots as well as parking garages. Note that passenger and parking facilities are often collectively referenced as “passenger facilities.” Parking facilities are those immediately adjacent to passenger facilities.

1.2 Condition Assessment Measure – TERM Scale

The condition measure used in the NTD is the five-point scale used by FTA's TERM. Agencies must use this scale to report the condition of their facility assets. This scale has the following values:

Table 1. FTA TERM Condition Assessment Scale

Rating	Condition	Description
5	Excellent	No visible defects, new or near new condition, may still be under warranty if applicable
4	Good	Good condition, but no longer new, may be slightly defective or deteriorated, but is overall functional
3	Adequate	Moderately deteriorated or defective; but has not exceeded useful life
2	Marginal	Defective or deteriorated in need of replacement; exceeded useful life
1	Poor	Critically damaged or in need of immediate repair; well past useful life

An asset is deemed to be in good repair if it has a rating of 3, 4, or 5 on this scale. Likewise, a facility is deemed to not be in good repair if it has a rating of 1 or 2. This scale as it applies to rating levels is reviewed further in Section 2.0 of this guidebook.

This guidebook provides direction on how to assign a condition rating and calculate performance measures. However, it does not include detailed information on inspections. Agencies may have procedures already in place or develop new procedures to complete inspections.

1.3 Facility Assessment Rating Levels

To determine the overall condition of a facility, an agency must inspect and assess the following *at a minimum*:

A. Substructure
B. Shell
C. Interiors
D. Conveyance (Elevators and Escalators)
E. Plumbing
F. HVAC
G. Fire Protection
H. Electrical
I. Site
J. Equipment (for Administrative and Maintenance Facilities)
K. Fare Collection (for Passenger and Parking Facilities)

Agencies must also assess equipment for administrative and maintenance facilities, and fare collection for passenger and parking facilities. Section 2.0 of this document describes how to assess the primary level and their secondary levels, and Section 3.0 describes how to aggregate the assessments into an overall facility rating.

1.4 Summary

The following is a summary of the facility condition assessment requirements described above.

Facility Condition Assessment Requirements

- Transit agencies reporting to the NTD are required to report the overall condition of each administrative, maintenance, passenger, and parking facility that is listed in the NTD AIM and for which the agency has direct capital responsibility.
- Transit agencies must update facility conditions every four years at a minimum.
- The overall condition of a facility is specified using the following scale:

  5 – Excellent
  4 – Good
  3 – Adequate
  2 – Marginal
  1 – Poor

  A facility is deemed to be in good repair if it has a condition rating of 3, 4, or 5 on this scale, and is deemed to not be in good repair if it has a rating of 1 or 2.
- To establish the overall condition of a facility an agency must first assess the condition of primary levels (potentially starting with secondary levels) then aggregate the primary level data to obtain an overall facility condition rating. Example aggregation approaches are reviewed in Section 4.
- Facility primary rating level types include:
  - Substructure
  - Shell
  - Interiors
  - Conveyance (Elevators and Escalators)
  - Plumbing
  - HVAC
  - Fire Protection
  - Electrical
  - Equipment (Administrative and Maintenance Facilities only)
  - Fare Collection (Passenger Facilities only)
  - Site

It is recommended that agencies document their procedures for performing condition assessments, including procedures for performing inspections, and assuring/controlling data quality. Similar to other aspects of an agency's activities related to NTD reporting, these procedures may be subject to review by FTA.

2.0 Condition Assessment Procedures

2.1 Define Primary and Secondary Facility Ratings

This section describes the procedures for conducting a facility condition assessment. The

classification is based upon American Society of Testing and Materials (ASTM) documents that provide standards for classification of buildings and related features, but these have been customized in certain respects to address common features of transit facilities.

Table 2 provides a list of rating levels for administrative and maintenance facilities, while Table 3 provides a list for passenger and parking facilities. The primary difference between these facility groups is the inclusion of specialized equipment – maintenance and operations – in administrative and maintenance facilities, and fare collection and passenger amenities in passenger and parking facilities.

Table 2. Administrative and Maintenance Facilities: Rating Level

ID#	Primary Level	Secondary Level
A.	**Substructure**	• Foundations: Walls, columns, pilings, etc. • Basement: Materials, insulation, slab, floor underpinnings
B.	**Shell**	• Superstructure / structural frame: Columns, pillars, walls • Roof: Roof surface, gutters, eaves, skylights, chimney surrounds • Exterior: Windows, doors, and all finishes (paint, masonry) • Shell appurtenances: Balconies, fire escapes, gutters, downspouts
C.	**Interiors**	• Partitions: Walls, interior doors, fittings and signage • Stairs: Interior stairs and landings • Finishes: Materials used on walls, floors, and ceilings Covers all interior spaces, regardless of use.
D.	**Conveyance**	• Elevators • Escalators • Lifts: Any other such fixed apparatuses for the movement of goods or people
E.	**Plumbing**	• Fixtures • Water distribution • Sanitary waste • Rain water drainage
F.	**HVAC** (Heating, ventilation, and air conditioning)	• Energy supply • Heat generation and distribution systems • Cooling generation and distribution systems • Testing, balancing, controls and instrumentation • Chimneys and vents
G.	**Fire Protection**	• Sprinklers • Standpipes • Hydrants and other fire protection specialties

ID#	Primary Level	Secondary Level
H.	**Electrical**	• Electrical service & distribution • Lighting & branch wiring (interior and exterior) • Communications & security • Other electrical system-related pieces such as lightning protection, generators, and emergency lighting
I.	**Equipment***	• Equipment related to the function of the facility, including maintenance or vehicle service equipment – does not include supplies
J.	**Site**	• Roadways/driveways and associated signage, markings, and equipment • Parking lots and associated signage, markings, and equipment • Pedestrian areas and associated signage, markings, and equipment • Site development such as fences, walls, and miscellaneous structures • Landscaping and irrigation • Site utilities

* Agencies may choose to include equipment assets as an administrative and maintenance facilities asset or inventory the equipment in their TAM Plan in the Equipment asset category. Equipment valued between $10,000 and $50,000 may be rated in a facility. If equipment is valued at $50,000 or more, or is a piece of equipment you would inventory separately in your TAM Plan, it may not be rated in a facility.

Table 3. Passenger and Parking Facilities: Rating Levels

ID#	Primary Level	Secondary Level
A.	**Substructure**	• Foundations: Walls, columns, pilings, etc. • Basement: Materials, insulation, slab, floor underpinnings
B.	**Shell**	• Superstructure / structural frame: Columns, pillars, walls • Roof: Roof surface, gutters, eaves, skylights, chimney surrounds • Exterior: Windows, doors, and all finishes (paint, masonry) • Shell appurtenances: Balconies, fire escapes, gutters, downspouts
C.	**Interiors**	• Passenger areas: Platform and access tunnels / passageways • Partitions: Walls, interior doors, fittings and signage • Stairs: Interior stairs and landings • Finishes: Materials used on walls, floors, and ceilings

ID#	Primary Level	Secondary Level
		Covers all interior spaces, regardless of use.
D.	**Conveyance**	• Elevators • Escalators • Lifts: Any other such fixed apparatuses for the movement of goods or people
E.	**Plumbing**	• Fixtures • Water distribution • Sanitary waste • Rain water drainage
F.	**HVAC** (Heating, ventilation, and air conditioning)	• Energy supply • Heat generation and distribution systems • Cooling generation and distribution systems • Testing, balancing, controls, and instrumentation • Chimneys and vents
G.	**Fire Protection**	• Sprinklers • Standpipes • Hydrants and other fire protection specialties
H.	**Electrical**	• Electrical service & distribution • Lighting & branch wiring (interior and exterior) • Communications & security • Other electrical system-related pieces such as lightning protection, generators, and emergency lighting
I.	**Fare Collection Equipment**	• Items including turnstiles, ticket machines, and any other major equipment requiring capital request for replacement
J.	**Site**	• Roadways/driveways and associated signage, markings, and equipment • Parking lots and associated signage, markings, and equipment • Pedestrian areas and associated signage, markings, and equipment • Site development such as fences, walls, and miscellaneous structures • Landscaping and irrigation • Site utilities

Example 1: Classification of Facility Rating Levels

***Question**:* How are the following items classified using the proposed facility rating levels?

- Staircases
- Sprinkler systems
- Maintenance elevator and bays
- Track within a station
- Switch gears used to power a subway system

***Answer**:*

- Staircases are classified as part of the Interior, but any fire escapes on the outside of a building are classified as part of the Shell.
- Sprinkler systems are classified as part of Fire Protection. Other fixtures not associated with fire protection are part of Plumbing.
- Maintenance elevators are included in Conveyance. Bays and other major pieces of equipment are part of Equipment.
- The track within a station is not inspected as part of the facility, but is instead part of the guideway.
- Switch gears and other assets associated directly with the movement of vehicles are not inspected as part of the facility and are instead classified as part of the guideway.

2.2 Condition Assessment Guidelines and Rating Descriptions

This section provides descriptions of conditions corresponding to each TERM scale condition rating for each level. Use these descriptions as a guide to assign a score to the individual levels. Individual agencies may find it necessary to tailor the condition descriptions provided here; this may include customizations to address specialized assets or conditions, incorporating existing practices and data, and/or leveraging more detailed data the agency collects.

2.2.1 Condition Assessment Rating Scale

Table 4 details the condition rating scale established in FTA's TERM. This table was also provided in Section 1.0. Subsequent tables detail how this general scale must be applied. Note the scale is categorical, and thus only integer values on the scale are defined. To rate primary or secondary levels which are partially in one condition and partially in another, it is recommended that an inspector record the secondary level condition ratings, and then aggregate the ratings later to determine the primary level rating. Aggregation approaches are explained further in Section 3.0. The following sections detail how to apply the overall rating definitions to the recommended set of rating levels.

Table 4. FTA TERM Condition Assessment Scale

Rating	Condition	Description
5	Excellent	No visible defects, new or near new condition, may still be under

		warranty if applicable
4	Good	Good condition, but no longer new, may be slightly defective or deteriorated, but is overall functional
3	Adequate	Moderately deteriorated or defective ; but has not exceeded useful life
2	Marginal	Defective or deteriorated in need of replacement; exceeded useful life
1	Poor	Critically damaged or in need of immediate repair; well past useful life

Condition rating descriptions are provided in detail in Appendix B: Condition Rating Descriptions . An example of the application of the rating scale is provided in Table 5 below. Note that the photos in the below example do not necessarily correspond to the TERM rating they appear beside.

Table 5. Example Condition Rating Descriptions

Note: Tables for each rating level are included in Appendix B: Condition Rating Descriptions .

D. Conveyance	TERM Rating	Description
• Elevators • Escalators • Lifts: Any other such fixed apparatuses for the movement of goods or people.	5: Excellent	New construction, no visible defects or damage.
	4: Good	Minor improvement needed; only shows superficial damage or defect with no functional impact. Issues are addressed via routine maintenance.
	3: Adequate	Repairs are needed; signs of corrosion and damage. They are cosmetically “fair”, but functioning as intended under maintenance schedule.

D. Conveyance	TERM Rating	Description
	2: Marginal	Need replacement or extensive repair. More substantial part replacement and/or repair is frequent. There currently does not appear to be any safety issue. Maintenance schedule is interrupted by more frequent breakdowns.
	1: Poor	Critical defects are affecting function. They are in visibly poor condition and must be replaced rather than repaired. They have exceeded their useful life and warrant structural review. Maintenance schedule is reactive rather than proactive due to frequent malfunction.

Example 2: Condition Assessment Rating Scale

Question*:* An inspection is performed on a relatively new facility. All facility rating levels are functioning well. There are no functional defects or repairs needed, but in some cases there is superficial damage such as scratches or dents. How should these be rated?

Answer*:* Those still in new condition would be rated “5: Excellent.” Those with no more than superficial defects would be rated as “4: Good.”

2.3 Condition Assessment Procedures

This section describes how to assess the condition of a facility based on inspections

recommended in Section 2.1 using the condition assessment language described in Section 2.2.

The condition assessment is primarily intended to assess the overall physical condition of the facility to support capital investment decisions. However, inspectors must also note and report any defects that may constitute a safety concern or potential service delay as these types of defects may require immediate attention. Primary level ratings with a portion or all of their secondary levels assigned a rating of 1 may have issues warranting a structural or detailed review. Within this guidebook, the terms “structural review” and “detailed review” are defined as review by a person qualified, as determined by the agency, to evaluate the field observed conditions and make a determination of the impacts of the conditions on the performance of the asset. Such reviews may include examination of the field inspection results, as well as any notes or photos from the inspection, review of as-built plans, and/or supplemental analysis as deemed appropriate to evaluate the performance. Agencies may establish additional guidance to aid the inspector in determining field circumstances where structural or other detailed review is warranted, taking into consideration the education, training and experience of their inspection staff.

Prior to a facility condition assessment, it is recommended that the inspector gather and review the results of any previous inspections as well as the following:

- **Agency procedures:** Review inspection and maintenance procedures, how they have been followed or updated in the past.
- **Inspection schedule:** Understand how the inspection schedule aligns with the reporting schedule discussed in the first part of this guidebook.
- **Data needs:** Review applicable fields in the AIM and review these during the inspection process where applicable.
- **Warranty status** and any additional information on the age of the facility and building materials; this may be helpful in understanding useful life and obsolescence.
- **Any other known issues**, such as whether the asset has been built to current standards. Inspectors are required to have on hand the results of previous inspections and records of past defects found and/or corrected.

Example 3: Condition Assessment Procedures

Question*:* What actions must occur if an inspector rates a primary or secondary level condition as “1: Poor”?

Answer: A suitably qualified individual must review the inspection results and other associated information for any level rated “1: Poor” using procedures established by the agency.

This information provides useful background to the survey of the facility’s condition, revealing if work has recently taken place, recently been identified, or if needs have already been met, identified, or deferred. These documents may also reveal areas that require more careful review during the inspection process.

2.3.1 Secondary level Condition Assessments

During the on-site assessment, the inspector will observe the primary and secondary level conditions identified in Section 2.1. These are expected to be readily visible and accessible, with information on less easily accessible features like internal systems and wiring gained via documentation and interview. This means that entering limited access areas such as crawl spaces, utility pits, and sloped roofs is not necessary and that their condition can be observed from a point of access.

The inspector will assess each using the FTA TERM condition rating scale. For example, using Table 6 below, when inspecting plumbing, condition ratings should be recorded for water distribution pipes and fixtures; sanitary waste; and rainwater drainage. It is up to the agency to determine how to combine these into a single rating for the ID # E. Plumbing. Generally speaking, area or percentages of area (i.e., building area in square footage) or number of units, can be used to measure secondary level quantities. This approach may be helpful for facilities that were built in phases causing different portions of the ID # A. Substructure or others to have different conditions. For ID # J. Site, agencies should omit the portion of the site occupied by buildings when calculating the percentage of site area in each condition rating.

Agencies may choose how to weight their secondary levels, when aggregating to the primary level rating. It is expected that agencies will develop and document a methodology for aggregating ratings for a given facility.

Example 4: Rating Primary Level

Question: Major pieces of equipment in a maintenance facility include a bus washer valued at $1 million, a paint booth valued at $1.5 million, and three lifts, each valued at $0.5 million. All of these are in good condition, except one lift that appears damaged and requires review. How should the Equipment be rated? Note that replacement costs can be used to aggregate ratings to determine an overall facility rating. Section 4 describes how these values are aggregated to describe overall conditions.

Answer: In this case, replacement value is known and thus can be used to combine the ratings for different assets. The total replacement value for the Equipment is $4 million. Of this total 87.5% ($3.5 million) is rated as 4: Good and 12.5% is rated as 1: Poor.

Table 6 below details the assessment tasks for each of the rating levels.

Table 6. Assessment Tasks

ID	Primary level	Secondary level
A.	**Substructure**	• Foundations: Inspect walls, columns, pilings, other structural elements for signs of decay. • Basement: Inspect non-foundation and structural elements

ID	Primary level	Secondary level
		such as facing materials, insulation, slab, floor underpinnings, crawl spaces, etc.
B.	**Shell**	• Inspect superstructure / structural frame, including columns, pillars, and walls. • Inspect façade, curtain wall system, glazing system, exterior sealants, exterior balconies, doors, stairways, parapets, fire escapes, gutters, downspouts. • Inspect windows, doors, and all finishes (paint, masonry). • Inspect roof, including roof surface (tiles, membrane, shingles, gravel etc.), gutters, eaves, skylights, flashing, chimney surrounds, and sealants, hardware and painted or coated surfaces. Note evidence of ponding, or roof leaks, significant age – and other indicators that repair may be necessary. Note age of roof(s) and whether warranty is still in effect.
C.	**Interiors**	• Inspect soundness and finish of drywall, partitions, interior doors, fittings, ceiling tiles, and signage. • Inspect stairs including fire and access issues. • Inspect interior finishes, including materials used on walls, floors, and ceilings, such as tile, paint, and other coatings. Look for roughness and damage.
D.	**Conveyance**	• Inspect condition, function, and code compliance of elevators, escalators, lifts, and any other fixed apparatuses for the movement of goods or people.
E.	**Plumbing**	• Inspect fixtures and pipes for water distribution, sanitary waste, rainwater drainage, and any leaks.
F.	**HVAC (Heating, ventilation, and air conditioning)**	• Inspect systems and their elements for energy supply, heating and cooling systems, distribution systems, terminal and package units, controls and instrumentation including testing and balancing, and chimneys. Specifically, inspect coils, housing, drains, and wiring and evaluate overall performance of the system. • Note apparent or reported age of the equipment, past material element replacements/ upgrades, and the apparent level of maintenance exercised. If heating equipment is shut down or not operational at the time of the walk-through survey, provide an opinion of the condition to the extent observed. Note refrigerants and fuels used and

ID	Primary level	Secondary level
		their suitability or need for improvement / upgrade.
G.	**Fire Protection**	• Inspect sprinklers, standpipes, hydrants, fire alarms, emergency lighting, smoke evacuation, stairwell pressurization, and any other specialized elements relating to overall protection system and compliance.
H.	**Electrical**	• Inspect electrical service & distribution, noting deficiencies or needed / recommended upgrades • Inspect lighting and branch wiring (interior and exterior), communications and security, noting deficiencies or needed / recommended upgrades • Examine other electrical system-related pieces such as lightning protection, generators, emergency lighting, and elements related to electrical service and distribution such as conduit, boxes, solar panels and mountings for any damage wire chaffing or loose or corroded connections. Evaluate overall performance of the system.
I.	**Equipment / Fare Collection**	• Inspect equipment, noting age, condition, and functional deficiencies. • For Maintenance Facilities, this is focused on major pieces of equipment integral to the function of the facility. • For Passenger Facilities, this item is focused on the fare collection system and any associated elements.
J.	**Site**	• Inspect roadways/driveways and associated signage, markings, and equipment. Look for cracking or settling of the concrete or asphalt. • Inspect parking lots and associated signage, markings, and equipment. Look for cracking or settling of the concrete or asphalt • Inspect pedestrian areas and associated signage, markings, and equipment. Inspect the curbing and ramps for cracking, settling, holes, uneven surfaces and trip hazards. Pay special attention to wheelchair ramp areas and other ADA / access considerations • Site development such as fences, walls, and miscellaneous structures. Look for corrosion, structural integrity and condition of paint. • Landscaping, Site Utilities: Look for signs of drainage problems such as flooded areas, eroded soil and water damage to the asphalt and clogged storm drain inlets.

ID	Primary level	Secondary level
		Visually inspect the irrigation system, if installed. Look for signs of leaks, such as sagging areas in grass and/or pooling water. Look for dead spots in the grass indicating lack of water possibly caused by a mechanical failure. • Inspect passenger huts and benches for corrosion, paint condition, glass condition and damage.

2.4 Quality Management

FTA's *Quality Management System Guidelines* describe basic concepts of quality management and how to establish a quality management program in a transit agency. This document was written primarily to address quality as it applies to capital projects. However, the basic concepts described in the guidelines apply to other transit agency activities. Also, the document includes an appendix describing how to apply quality management concepts to operations and maintenance activities that may also be applied to activities such as assessing asset conditions.

Quality Control (QC) is the act of taking measurements, testing, and inspecting a process or product to assure that it meets specification.

Quality Assurance (QA) is a more proactive set of activities that emphasizes actions at a management level that directly improve the chances that QC actions will result in a product or service that meets requirements.

As described in the guidelines, the term Quality Control (QC) generally refers to "the act of taking measurements, testing, and inspecting a process or product to assure that it meets specification." In the context of a condition assessment, QC is concerned with activities such as verifying that condition assessment results are captured and recorded accurately. In contrast, Quality Assurance (QA) is a more proactive set of activities. QA "emphasizes actions at a management level that directly improve the chances that QC actions will result in a product or service that meets requirements."

For instance, a QA program might emphasize the need for inspector training to help improve the overall quality of the condition assessment process. In practice, QA and QC strategies are employed together as part of an overall quality management program that uses a combination of proactive and reactive approaches to maximize quality.

Below are key quality elements described in Section 2 of the FTA *Quality Management System Guidelines* applicable to supporting a high quality condition assessment process. All agencies must incorporate consideration of these elements into the condition assessment process. Larger agencies may document specific QA/QC activities undertaken to enhance the quality of their condition assessments. The key quality elements and activities relevant to each include:

- **Management Responsibility:** responsibility for condition assessment QA/QC must be clearly delineated.

- **Documented Quality Management System:** the agency's approach for QA/QC must be documented.
- **Design Control:** in the context of a condition assessment, this refers to establishing condition assessment procedures, such as those described in this document. If an agency has established additional or alternative procedures to performing condition assessments besides those described here, they must be well documented.
- **Document Control:** all documents used to support the condition assessment process need to be under document control to verify that staff are using the correct versions of the documents when assessing conditions. This includes documentation of procedures, condition rating descriptions, assessment forms, and other documents.
- **Product Identification and Traceability:** as inspections are performed it is important to have an approach to identifying when an inspection was performed and what facility or system was inspected. Though seemingly straightforward, this tracking can become complicated if an agency has a large number of assets and/or lacks a well-defined asset register.
- **Inspection and Testing:** inspection procedures must be clearly established. Over time an agency may need to review and supplement its procedures based on experience with the condition assessment process.
- **Inspection, Measuring, and Test Equipment:** the condition assessment approach described here relies on visual inspections. While recognizing that visual inspections are inherently subjective, it is important for agencies with large facility inventories to monitor inspection results to verify that similar conditions are assessed in a similar fashion between inspectors. Basic techniques used to improve quality include performing inspections in teams and rotating inspectors between facilities (coupled with follow-up to determine the cause of any significant changes in condition observed between different inspectors). No specialized equipment is required to implement the condition assessment approach described here. However, if an agency adopts procedures utilizing any specialized equipment for supporting condition assessment, such devices are expected to be carefully calibrated.
- **Inspection and Test Status:** it is important to track inspection status and verify that inspections are conducted in a timely fashion.
- **Quality Records:** an agency must have an approach to keeping records related to the condition assessment process. Ideally condition assessment results must be kept in a machine-readable form (e.g., a database) to facilitate their use and minimize risk of data loss.
- **Training:** particularly given the condition inspection process is based largely on visual inspections, it is imperative to provide training to all inspectors to improve the consistency of condition assessments and minimize errors.

3.0 Condition Rating Aggregation Approaches

Once the conditions of individual facility levels are assessed and aggregated, the next step required to support NTD reporting is to calculate an overall condition rating for the facility and

then the overall performance measure for each of the two facility groups – administrative and maintenance, and passenger and parking facilities. It is important to use a consistent, repeatable method for this calculation and there are several conventions used in similar applications. The text below describes alternative approaches to aggregating primary and secondary level condition data into a single overall value for facility condition. Provided an agency has sufficient data, the recommended approach is Alternative 1, to calculate a weighted average condition rating. However, an agency may use any of the approaches described below.

3.1 Alternative 1: Weighted Average Condition

This approach requires utilizing known replacement costs. Given these replacement costs, the average rating is calculated for each primary level as described below, and an overall rating is calculated by weighting each primary and secondary level rating by the replacement cost. The specific steps in the calculation are:

Step 1:

Calculate the average rating of the facility using the primary level TERM scores and their respective replacement costs. To calculate the condition rating, take the sum of each primary level TERM score multiplied by its respective replacement cost, and divide the total by the sum of all replacement costs (weights). The aggregated facility condition rating is calculated as follows:

$$\boldsymbol{FR} = \frac{\sum_{\boldsymbol{i}} \boldsymbol{CR_i CW_i}}{\sum_{\boldsymbol{i}} \boldsymbol{CW_i}}$$

where *FR* is the overall facility rating, CR_i is the TERM score for rating level *i*, and CW_i is the weighting, or replacement cost, for rating level *i*.

Weighting

Replacement costs should be the only method of weighting for the weighted average condition approach as it is expected that agencies will have an understanding of their assets at the primary level.

Step 2:

Round off the overall rating value for the facility to the nearest integer value and report the integer condition rating to NTD. If the fractional portion of the rating is less than 0.5 the rating would be rounded down; if it is 0.5 or greater it would be rounded up.

Example 5: Calculating Facility Condition Using Alternative 1

The following is an example calculation to determine the overall facility condition rating using Alternative 1: Weighted Average Condition.

	Replacement Cost	Rating
Substructure	$10,000	1.87
Shell	$5,000	2.11
Interiors	$5,000	3.10
Conveyance	$2,500	2.38
Plumbing	$10,000	2.08
HVAC	$7,000	2.83
Fire Protection	$3,000	2.91
Electrical	$8,000	2.48
Equipment	$6,000	3.00
Site	$5,000	4.01
Total	***$61,500***	

FR = ($10K * 1.87) + ($5K * 2.11) + ($5K * 3.10) + ($2.5K * 2.38) + ($10K * 2.08) + ($7K * 2.83) + ($3K * 2.91) + ($8K * 2.48) + ($6K * 3.00) + ($5K *4.01) = 157,930

FR = 157,930 / $61,500 = 2.568

Based on this method, the average rating is 2.568. This rounds to an overall facility rating of 3.

FR = 3

3.2 Alternative 2: Median Value

If an agency has limited data on replacement costs, an alternative approach for calculating the overall condition rating of a facility is to use the median value of all primary or secondary rating levels. The median value is the middle value in a series of sorted numbers. The specific steps in the calculation are as follows:

Determine the condition rating of each level, and then sort the TERM scores in ascending order. When there is an odd number of a value, the median is the value that falls in the middle of the list. When there is an even number of values, choose the lower of the two middle values since that is the condition rating that at least 50% are at or below.

For instance, if 50% of the secondary level have a TERM rating of 2, 30% have a TERM rating of 3, and 20% have a TERM rating of 4, then the aggregated rating would be 2, as over half of the secondary level have a rating of 2 or less. Note that the median in this case is not an

average, or mean value, meaning that you do not take the individual value of each number into account.

Example 6: Calculating Overall Facility Condition Using Alternative 2

The following is an example calculation for an overall passenger facility rating using Alternative 2: Median Value. Based on this method, the overall rating is 2, as 5 of the 10 have a rating of 2 or worse.

	Rating
Substructure	1
Shell	1
Interiors	2
Conveyance	2
Plumbing	**2**
HVAC	3
Fire Protection	3
Electrical	3
Fare Collection	3
Site	4

Overall Facility Rating = 2

3.3 Alternative 3: Alternative Weighting

An agency may use an alternative approach provided the approach is consistent, repeatable, and that it yields a single value for each facility using the five-point TERM condition scale. For example, an agency may prefer to calculate a weighted average condition, such as that illustrated in Alternative 1, but lacks sufficient data on replacement costs. Instead, an agency may choose to compute a weighted average condition, weighting each level by a factor that serves as a proxy for asset value or develop a measure of criticality, which could be used as a weighting factor. Equal weighting is another option for agencies. As the name implies, if using the equal weighting option, each secondary level would be weighed equally. The equal weighting approach is not recommended for primary level. If an agency does choose to use such an alternative approach, the calculation approach and rationale for its use must be documented. These techniques may also be used to calculate the primary level rating after inspecting each secondary level of the asset. While not reported to NTD, ratings must be retained in the event an agency changes its aggregation approach and needs to recalculate previously-reported conditions.

4.0 Calculate Performance Measures

After determining the overall facility ratings for each of its administrative and maintenance, and passenger and parking facilities, an agency must calculate the performance measure for each

of the overarching facility groups:

1) Administration and maintenance facilities
2) Passenger and parking facilities

To determine the performance measure for a facility category (i.e., administrative and maintenance; passenger and parking), count the number of facilities in that category with a rating below 3 and divide the value by the total number of facilities in the facility category (e.g., passenger and parking). Note that the performance measure is the minimum each agency is required to report, grantees are invited to expand upon its requirement as part of their TAM plan.

Example 7: Calculating Facility Performance Measures

The following is an example calculation for the performance measure for the passenger and parking facility category. As there are 4 facilities with a condition rating under 3 on the TERM scale, the performance measure for this facility category is 40%.

Facility	Rating
Passenger 1	4
Passenger 2	4
Passenger 3	4
Passenger 4	**2**
Passenger 5	**2**
Parking 1	**1**
Parking 2	3
Parking 3	3
Parking 4	4
Parking 5	**2**
Performance Measure	**4/10 * 100 = 40%**

5.0 Reporting and Data Requirements

5.1 Reporting Procedures

The NTD Policy Manual lists requirements regarding collecting and reporting financial data, inventory, service data, and safety data for transit agencies that receive 49 U.S.C. §§ 5307 and 5311 funds. Transit agencies that receive funds from FTA, and own, operate, or manage capital assets for which they have direct capital responsibility are now required to submit facility asset condition data and performance measure metrics and targets annually within four months after the end of the agency's fiscal year.

As part of this annual report, an agency must submit overall facility condition ratings for each facility in its asset inventory for which it has direct capital responsibility. However, this does not imply that condition data must be collected annually. FTA requires that facility condition data be fully updated every four years, at a minimum. Agencies may choose to do a quarter of their facilities every year or more frequently. Each annual report must include updated facility condition data incorporating any assessments completed since the last report. Agencies that share direct capital responsibility for facility assets should determine how to coordinate condition assessment reporting. Only facilities that are actively used to support revenue service are required to have their condition assessed. As such, facilities under construction are exempt from condition assessment requirements.

It is recommended that agencies document their procedures for performing condition assessments, including procedures for performing inspections, and assuring/controlling data quality. Similar to other aspects of an agency's activities related to NTD reporting, these procedures may be subject to review by FTA.

Appendices

Appendix A: Definitions

Note: Definitions are based largely on those in ASTM Standard E2018-08 and FTA's NTD Glossary.

Asset Inventory Module
The interface through which asset inventory and condition data are collected for the NTD.

ASTM
American Society of Testing and Materials

HVAC
Heating, ventilating and air conditioning.

Readily Accessible
Available for observation at the time of a walk-through survey; does not require the removal or relocation of materials or personal property, such as furniture, floor, wall, or ceiling coverings; is safe to observe.

Routine Maintenance
A repair that does not require specialized equipment, professional services, or contractors, but rather can be corrected within the budget and skill set of typical property maintenance staff.

State of Good Repair Formula Program
The FTA State of Good Repair Program is a formula program that replaced the Fixed Guideway Modernization program. It provides capital assistance to maintain fixed guideway and high intensity bus systems in a state of good repair. It is further defined in 49 U.S.C. § 5337.

Structural Frame
The building system that supports the building's weight.

Transit Asset Management Plan
A plan that includes an inventory of capital assets, a condition assessment of inventoried assets, a decision support tool, and a prioritization of investments.

Useful Life
The average amount of time in years that an item, or system is estimated to function, when installed new and assuming routine maintenance is practiced.

Appendix B: Condition Rating Descriptions

Note that the photos in the below examples do not necessarily correspond to the TERM rating they are placed next to. Instead, these photos are simply here to show agencies an image of the described.

Table 7. FTA TERM Scale

Rating	Condition	Description
5	Excellent	No visible defects, new or near new condition, may still be under warranty if applicable
4	Good	Good condition, but no longer new, may be slightly defective or deteriorated, but is overall functional
3	Adequate	Moderately deteriorated or defective; but has not exceeded useful life
2	Marginal	Defective or deteriorated in need of replacement; exceeded useful life
1	Poor	Critically damaged or in need of immediate repair; well past useful life

Administrative/ Maintenance Facilities

Table 8. Substructure

Substructure	Rating	Description
	5: Excellent	New construction, no visible defects.
	4: Good	Minor improvement or superficial repairs needed, can be addressed through routine maintenance. No significant visible damage such as cracking, spalling, sagging, rust, or shifting.
	3: Adequate	Needs some repair. There may be surface cracking, rust, shifting, and spalling on elements. Insulation or drainage may need maintenance. Substructure is cosmetically “fair”, and functioning as designed; within useful life.
	2: Marginal	Elements need extensive repair at a minimum. They show signs of significant cracking, sagging, rust, shifting, and spalling / decay. Significant insulation or drainage issues may be present. There are no apparent safety issues, however. Elements are functional but have exceeded their useful lives.

Substructure	Rating	Description
	1: Poor	Elements show critical defects affecting function, health, or safety. They are visibly in poor condition. They cannot be repaired; must be replaced. They have exceeded their useful life and warrant structural review.

Table 9. Shell

Shell	Rating	Description
	5: Excellent	New construction, no visible defects or damage
	4: Good	Minor improvement needed; sub-elements are more than five years old but are functioning without issue under routine maintenance. Only minor superficial damage or defect. No sagging, corrosion, cracking, shifting, or leaks.
	3: Adequate	Repairs are needed. Element or sub-elements show signs of minor cracking, drainage issues, sagging, corrosion, or shifting. They are cosmetically “fair”, but functioning as designed.

Shell	Rating	Description
	2: Marginal	Element or sub-elements show signs of significant cracking, sagging, swelling, corrosion, leaks, or shifting. Significant repairs are needed, but there currently does not appear to be a safety issue on any single sub-element.
	1: Poor	Element or sub-elements have critical defects affecting function, health, or safety. They are in visibly poor condition and must be replaced rather than repaired. They have exceeded their useful life and warrant structural review.

Table 10. Interiors

Interiors	Rating	Description
	5: Excellent	New construction, no visible defects or damage.

Interiors	Rating	Description
	4: Good	Minor improvement needed; only shows superficial damage or defect. Minimal signs of wear, no major problems, minimal signs of deterioration. Primarily cosmetic issues with no functional impact, which can be addressed through routine maintenance.
	3: Adequate	Repairs are needed. Element or sub-elements show signs of cracking, drainage issues, sagging, corrosion, or shifting. They are cosmetically “fair”, but functioning as designed.
	2: Marginal	Interior shows deterioration: cracking, sagging, swelling, corrosion, leaks, etc. Finishes are worn. Significant repairs or upgrades are needed, but there currently does not appear to be a safety issue.

Interiors	Rating	Description
	1: Poor	Element or sub-elements have critical defects affecting function, health, or safety. They are in visibly poor condition and must be replaced rather than repaired. They have exceeded their useful life and warrant structural review.

Table 11. Conveyance

Conveyance	Rating	Description
	5: Excellent	New construction, no visible defects or damage.
	4: Good	Minor improvement needed; only shows superficial damage or defect with no functional impact. Issues are addressed via routine maintenance.

Conveyance	Rating	Description
	3: Adequate	Repairs are needed; elements show signs of corrosion and damage. They are cosmetically “fair”, but functioning as intended under maintenance schedule.
	2: Marginal	Element or sub-elements need extensive repair at a minimum. More substantial part replacement and/or repair is frequent. There currently does not appear to be any safety issue. Maintenance schedule is interrupted by more frequent breakdowns.
	1: Poor	Element or sub-elements have critical defects affecting function. They are in visibly poor condition and must be replaced rather than repaired. Maintenance schedule is reactive rather than proactive due to frequent malfunction. Apparatuses have exceeded their useful life and warrant detailed review.

Table 12. Plumbing

Plumbing	Rating	Description
	5: Excellent	New construction, no visible defects or damage.
	4: Good	Minor wear and tear or superficial deterioration or defect with no functional impact typically addressed through routine maintenance. No corrosion or leaks.
	3: Adequate	Repairs are needed; some deterioration exists, such as corrosion. Repairs are typical to more intensive routine maintenance and system is functioning as designed.
	2: Marginal	Plumbing system elements need extensive repair at a minimum. Currently does not appear to be any safety issue.

Plumbing	Rating	Description
	1: Poor	System has defects affecting function and necessitating frequent maintenance. Plumbing is in poor condition and must be replaced rather than repaired. The system has exceeded its useful life and warrants detailed review.

Table 13. HVAC

HVAC	Rating	Description
	5: Excellent	New construction, no visible defects or damage. Meets efficiency and capacity goals and maintains desired temperature and air quality throughout the facility.
	4: Good	Minor improvements needed, may be slightly outdated and less efficient and consistent. Minor deterioration or defect with no functional impact typically addressed through routine maintenance.
	3: Adequate	Repairs are needed; some deterioration exists, and maintenance needs are significant. With these, the system meets needs. Still within its useful life.

HVAC	Rating	Description
	2: Marginal	System has exceeded its useful life; fails to meet standards or needs. Elements need extensive repair at a minimum. Currently does not appear to be any safety issue.
	1: Poor	System is well past its useful life and has critical defects affecting function; its issues are beyond repair and warrant detailed review.

Table 14. Fire Protection

Fire Protection	Rating	Description
	5: Excellent	New system, no visible defects or damage. Meets facility needs.
	4: Good	Minor wear and tear; system may be slightly outdated but still meets needs of facility with routine maintenance.

Fire Protection	Rating	Description
	3: Adequate	Repairs are needed; some deterioration exists, and maintenance needs are significant. With these, the system meets requirements. Still within its useful life.
	2: Marginal	System has exceeded its useful life; defects are critical and/or widespread; no longer meets needs or current standards and requires partial replacement at a minimum. Currently does not appear to be any safety issue.
	1: Poor	System is well past its useful life and has critical defects affecting function and ability to meet standards. Issues are beyond repair and warrant detailed review.

Table 15. Electrical

Electrical	Rating	Description
	5: Excellent	New system, no apparent defects. Meets facility needs.
	4: Good	Minor deterioration; system may be slightly outdated but still meets needs of facility with minimal routine maintenance. Limitation on system flexibility such as future expansion.
	3: Adequate	Repairs are needed; some deterioration exists, and maintenance needs are significant. There is limited flexibility for improvement. However, the system meets requirements and is still within its useful life.

Electrical	Rating	Description
	2: Marginal	System has exceeded its useful life; defects are critical and/or widespread; no longer meets needs or current standards and requires partial replacement at a minimum. Currently does not appear to be any safety issue.
	1: Poor	System is well past its useful life and has critical defects affecting function and ability to meet standards. Issues are beyond repair and warrant detailed review.

Table 16. Site

Site	Rating	Description
	5: Excellent	New construction, no apparent defects, serving the needs of the facility.
	4: Good	Minor deterioration, primarily cosmetic defects such as damaged signage or small pavement cracks, landscaping updates. Still meets needs of facility with routine maintenance.
	3: Adequate	Repairs are needed; some deterioration exists, such as signs needing replacement and pavement cracks needing fill. More routine maintenance is needed. However, site is still functioning as designed.
	2: Marginal	Site sub-elements are worn and need extensive repair at a minimum. Pavement may show damage beyond what can be fixed with crack filler (over 2” wide / potholes). Signage may be outdated, fences need replacement, irrigation no longer efficient, etc.

Site	Rating	Description
	1: Poor	Site has critical defects affecting function, health, or safety. Issues are beyond repair and warrant detailed review.

Table 17. Equipment (Only for Administrative and Maintenance Facilities)

Equipment	Rating	Description
	5: Excellent	New equipment, no apparent defects, serving the needs of the facility.
	4: Good	Minor deterioration; equipment may be slightly outdated but still meets needs of facility with minimal routine maintenance.

Equipment	Rating	Description
	3: Adequate	Repairs are needed; some deterioration exists, and maintenance needs are considerable. However, equipment meets needs and is still within its useful life.
Source: Iowa Department of Transportation	2: Marginal	Equipment has exceeded useful life; defects are critical and/or widespread; no longer meets needs or current standards and requires partial replacement at a minimum.
Source: Iowa Department of Transportation	1: Poor	Equipment is well past its useful life and has critical defects affecting function and ability to meet standards. Issues are beyond repair and warrant detailed review.

Table 18. Fare Collection (Only For Passenger and Parking Facilities)

Fare Collection	Rating	Description
	5: Excellent	New equipment, no apparent defects, serving the needs of the facility.
	4: Good	Minor deterioration; equipment may be slightly outdated but still meets needs of facility with minimal routine maintenance.
	3: Adequate	Repairs are needed; some deterioration exists, and maintenance needs are considerable. However, equipment meets needs and is still within its useful life.
N/A	2: Marginal	Equipment has exceeded useful life; defects are critical and/or widespread; no longer meets needs or current standards and requires partial replacement at a minimum.

Fare Collection	Rating	Description
N/A	1: Poor	Equipment is well past its useful life and has critical defects affecting function and ability to meet standards. Issues are beyond repair and warrant detailed review.

Image Sources

1. 123RF Stock Photos, available at: http://www.123rf.com/
2. Denver Regional Transportation District, *State of Good Repair: FM Building Inspection Standards*, last revised June 2014.
3. Flickr, *Enter BART with Clipper*, photo credit to Adam P. Fagen, available at: https://www.flickr.com/photos/afagen/7663770600/. Photo taken March 14, 2012.
4. FTA, *TAM Facility Performance Measure Reporting Guidebook: Condition Assessment Calculation*, 2016.
5. Staff photo, photo credit to Frances Fisher. Photo taken December 1, 2016.

Table 19. Image Sources Matrix

	Rating				
Primary Level Asset	**5: Excellent**	**4: Good**	**3: Adequate**	**2: Marginal**	**1: Poor**
Substructure	1	4	1	2	1
Shell	4	2	2	2	1
Interiors	4	2	2	1	1
Conveyance	1	2	2	5	1
Plumbing	1	4	1	1	1
HVAC	2	2	2	2	2
Fire Protection	1	1	4	1	4
Electrical	1	2	1	2	2
Site	1	2	2	2	2
Equipment	2	2	4	N/A	N/A
Fare Collection	1	4	3	N/A	N/A

Appendix C: Sample Administrative/Maintenance Facility Condition Assessment Form

Inspection Date:
Inspector Name:
Facility Name:
Address/Location:

ID #		Asset Quantity	Unit of Measure	Percent of Asset Quantity by Condition				
				5 Excellent	4 Good	3 Adequate	2 Marginal	1 Poor
A.	Substructure							
B.	Shell							
C.	Interiors							
D.	Conveyance							
E.	Plumbing							
F.	HVAC							
G.	Fire Protection							
H.	Electrical							
I.	Equipment							
J.	Site							

Appendix D: Sample Passenger/Parking Facility Condition Assessment Form

Inspection Date:
Inspector Name:
Facility Name:
Address/Location:

ID #		Asset Quantity	Unit of Measure	Percent of Asset Quantity by Condition				
				5 Excellent	4 Good	3 Adequate	2 Marginal	1 Poor
A.	Substructure							
B.	Shell							
C.	Interior							
D.	Conveyance							
E.	Plumbing							
F.	HVAC							
G.	Fire Protection							
H.	Electrical							
I.	Fare Collection							
J.	Site							

Appendix E: References

ASTM International. 2008. *Standard Guide for Property Condition Assessment: Baseline Property Condition Assessment Process*, Standard E2018-08.

ASTM International. 2009. *Standard Classification for Building Elements and Related Sitework—UNIFORMAT II,* Standard E1557-09.

FTA Office of Budget and Policy. 2016. *Asset Inventory Module FY 2017 Reporting Manual*.

FTA Office of Budget and Policy. 2016. *National Transit Database Glossary*.

FTA Office of Budget and Policy. 2016. *National Transit Database Policy Manual*.

FTA. *Quality Management System Guidelines*. Report FTA-PA-27-51914-12.1.

U.S. Government Publishing Office. 2016. *Transit Asset Management*. 49 CFR part 625.

U.S. Government Publishing Office. 2016. *National Transit Database*. 49 CFR part 630.

Agency Name	Name of Accountable Executive
KYTC Office of Transportation Delivery	Vickie Bourne
Audubon Area Community Services	Dan Lanham
Blue Grass Community Action Partnership	Troy Roberts
Carroll County Wellness Transit	Leslie Yocum
Central Kentucky Community Action Council	Hal B. Goode
City of Frankfort/Frankfort Transit	Jennifer Hall
City of Glasgow/Glasgow Transit System	Harold Armstrong
City of Maysville/Maysville Transit System	Debbie Mattingly
City of Scottsville/Scottsville Transit System	David Burch
Daniel Boone Community Action Agency, Inc.	Robin Whitaker
Harlan County Community Action Agency, Inc.	Donna Pace
Fulton County Transit Authority	Kenney Etherton
Gateway Community Services Organization	Charlene Engle
Kentucky River Foothills Development Council, Inc.	David Estepp
Leslie Knott Letcher Perry Community Action Council, Inc.	Rick Baker
Licking Valley Community Action Partnership, Inc.	Kenneth Walters
Louisville Wheels Transportation, Inc.	Robin Shaw
Middle Kentucky Community Action Partnership, Inc.	Darrell Shouse
Murray Calloway Transit Authority	Rodney Skinner
Northeast Kentucky Community Action Agency	Reba Henderson
Owen County Fiscal Court/Owen County Public Transit	Dan Brenyo
Paducah Transit Authority	Arthur Boykin
Pennyrile Allied Community Service, Inc.	Harold Monroe
Rural Transit Enterprises Coordinated, Inc.	Shirley Cummins
Sandy Valley Transportation Services	Joyce Hinkle
University of Louisville Transportation	Megan Campbell
Western Kentucky University Transportation	Dr. Jennifer Tougas

Appendix D – Four Year Performance Measure/Target Outlook

	Performance Measure	2023 Target	2024 Target	2025 Target	2026 Target
Rolling Stock – Automobiles	The performance measure for rolling stock is the percentage of revenue vehicles within a particular asset class that have either met or exceeded their ULB.	37%	46%	54%	54%
Rolling Stock – Buses	The performance measure for rolling stock is the percentage of revenue vehicles within a particular asset class that have either met or exceeded their ULB.	36%	40%	43%	43%
Rolling Stock – Cutaway Buses	The performance measure for rolling stock is the percentage of revenue vehicles within a particular asset class that have either met or exceeded their ULB.	6%	8%	11%	11%
Rolling Stock – Minivans	The performance measure for rolling stock is the percentage of revenue vehicles within a particular asset class that have either met or exceeded their ULB.	11%	18%	25%	25%
Rolling Stock – SUVs	The performance measure for rolling stock is the percentage of revenue vehicles within a particular asset class that have either met or exceeded their ULB.	11%	15%	19%	19%
Rolling Stock – Vans	The performance measure for rolling stock is the percentage of revenue vehicles within a particular asset class that have either met or exceeded their ULB.	7%	9%	10%	10%
Facilities – Administrative/Maintenance	The performance measure for facilities is the percentage of facilities within an asset class, rated below condition 3 on the TERM scale.	0%	0%	0%	0%
Facilities – Parking/Park and Ride	The performance measure for facilities is the percentage of facilities within an asset class, rated below condition 3 on the TERM scale.	0%	0%	0%	0%

Facilities – Passenger Bus Transfer Station	The performance measure for facilities is the percentage of facilities within an asset class, rated below condition 3 on the TERM scale.	0%	0%	0%	0%
Equipment – Non-Revenue Vehicles	The performance measure for non-revenue, support-service and maintenance vehicles equipment is the percentage of those vehicles that have either met or exceeded their ULB.	40%	44%	48%	48%
Equipment – Maintenance/Administrative	N/A	N/A	N/A	N/A	N/A
Infrastructure	N/A	N/A	N/A	N/A	N/A