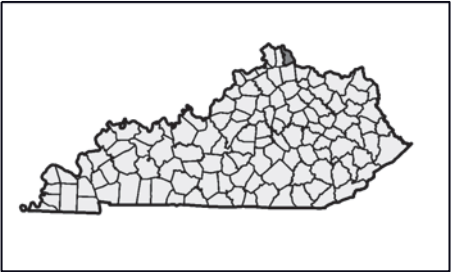


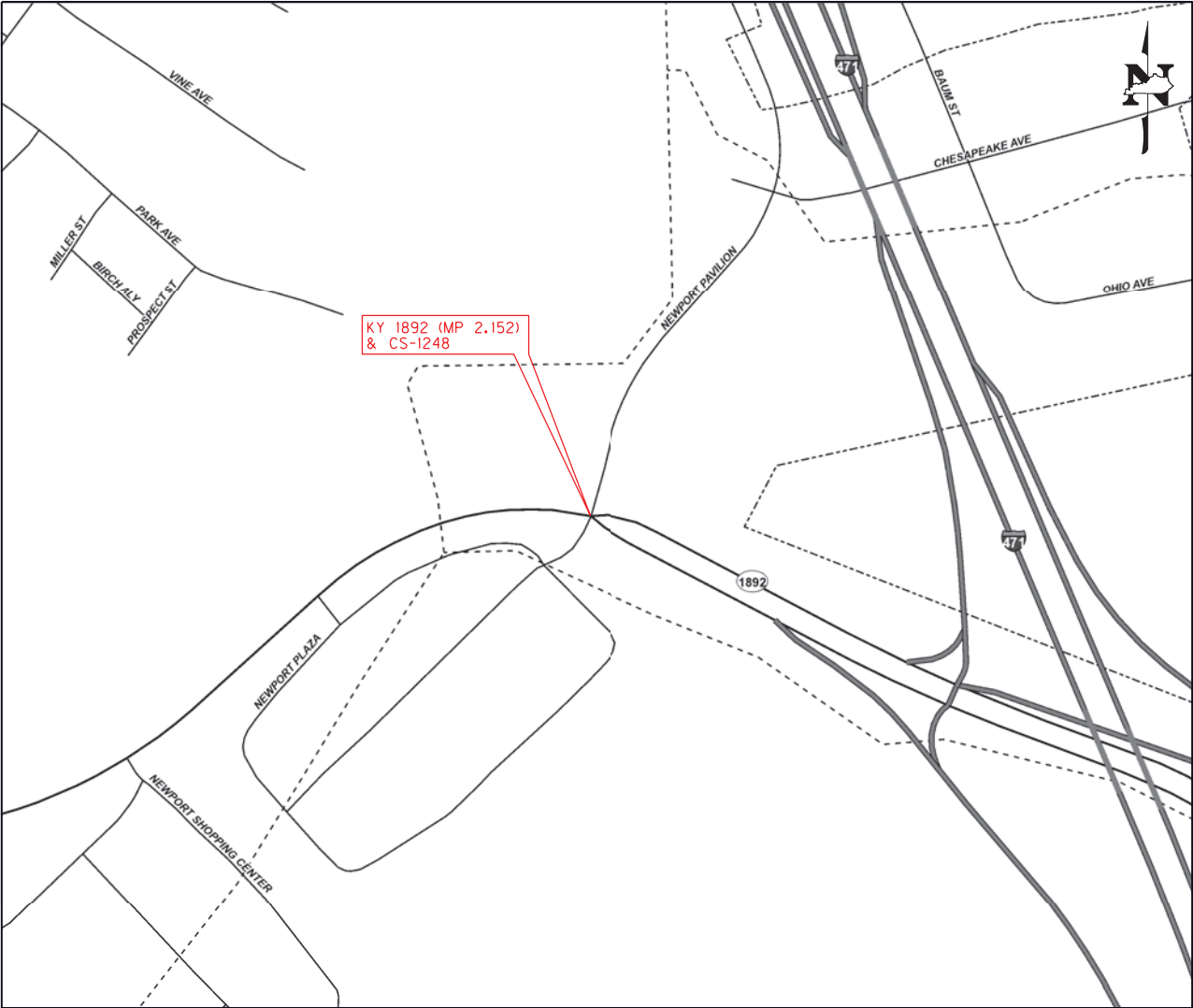
COUNTY OF	ITEM NO.
CAMPBELL	6-9022.20

CAMPBELL COUNTY

Intersection Improvement at KY 1892 (Carothers Road/ N Grand Avenue)  
and Pavilion Parkway



Commonwealth of Kentucky  
DEPARTMENT OF HIGHWAYS  
PLANS OF  
PROPOSED PROJECT  
**CAMPBELL COUNTY**  
KY 1892



**CAMPBELL COUNTY**  
**KY 1892 (CAROTHERS RD / N GRAND AVE) MP 2.152**  
**@ CS 1248 (PAVILION PKWY)**  
**ITEM NO. 6-9022.20**  
**GENERAL SUMMARY**

ITEM NUMBER	ITEM	UNIT	QUANTITY
2569	DEMOBILIZATION	LS	1
2650	MAINTAIN & CONTROL TRAFFIC (KY 1892 @ CS 1248)	LS	1
20188NS835	INSTALL LED SIGNAL - 3 SECTION (1)	EACH	14
20189NS835	INSTALL LED SIGNAL - 5 SECTION (1)	EACH	2
24955ED	REMOVE SIGNAL EQUIPMENT (KY 1892 @ CS 1248) (2)	EACH	1
(1) CARRIED OVER FROM THE SIGNAL SUMMARY			
(2) INCLUDES REMOVAL OF 4 EXISTING SIGNS ON SPAN WIRES			

## Signal Head Replacements for: KY 1892 @ Pavilion Pkwy

### REPLACE EXISTING SIGNAL HEADS

SIGNAL HEAD NUMBER	STATION*	OFFSET*	DESCRIPTION
6C	63+12	53' RT	Supplemental 3 Section with Reflective Backplate
5	63+13	0'	3 Section with LT Turn Arrows and Reflective Backplate
2A	63+13	12' LT	3 Section with Reflective Backplate
2B	63+13	20' LT	3 Section with Reflective Backplate
4B	63+45	53' RT	5 Section with RT Turn Arrows and Reflective Backplate
4A	63+56	51' RT	3 Section with Reflective Backplate
3A	63+63	47' LT	3 Section with LT Turn Arrows and Reflective Backplate
7	63+67	49' RT	3 Section with LT Turn Arrows and Reflective Backplate
3B	63+75	47' LT	3 Section with LT Turn Arrows and Reflective Backplate
8A	63+87	48' LT	3 Section with Reflective Backplate
8B	63+99	48' LT	3 Section with Reflective Backplate
8C	64+41	45' LT	Supplemental 3 Section with Reflective Backplate
2C	64+39	37' RT	Supplemental 3 Section with Reflective Backplate
6B	64+40	30' RT	5 Section with RT Turn Arrows and Reflective Backplate
6A	64+40	18' RT	3 Section with Reflective Backplate
1	64+41	6' RT	3 Section with LT Turn Arrows and Reflective Backplate

\* STATION AND OFFSET ARE APPROXIMATE AND ARE FOR INFORMATION ONLY. ALIGN SIGNAL HEADS WITH EXISTING SPAN WIRES AND DRIVING LANES.

**\* KYTC Traffic Representative must be on site to implement timing and phase adjustments**

NOTE: THESE NUMBERS ARE FOR ESTIMATE PURPOSES ONLY. FINAL LOCATIONS AND QUANTITIES WILL BE DETERMINED BY THE ENGINEER IN THE FIELD.

### SIGNAL HEAD REPLACEMENTS

#### Signal Heads For NB KY 1892

Signal Head	Red Ball	Red Arrow	Yellow Ball	Yellow Arrow	Green Ball	Green Arrow
3 Section with LT Turn Arrows and Reflective Backplate (1)		1		1		1
3 Section with Reflective Backplate (6A)	1		1		1	
5 Section with RT Turn Arrows and Reflective Backplate (6B)	1		1	1	1	1
Supplemental 3 Section with Reflective Backplate (6C)	1		1		1	
<b>Totals</b>	<b>3</b>	<b>1</b>	<b>3</b>	<b>2</b>	<b>3</b>	<b>2</b>

ALL QUANTITIES ARE CARRIED OVER TO GENERAL SUMMARY

#### Signal Heads For SB KY 1892

Signal Head	Red Ball	Red Arrow	Yellow Ball	Yellow Arrow	Green Ball	Green Arrow
3 Section with LT Turn Arrows and Reflective Backplate (5)		1		1		1
3 Section with Reflective Backplate (2A)	1		1		1	
3 Section with Reflective Backplate (2B)	1		1		1	
Supplemental 3 Section with Reflective Backplate (2C)	1		1		1	
<b>Totals</b>	<b>3</b>	<b>1</b>	<b>3</b>	<b>1</b>	<b>3</b>	<b>1</b>

#### Signal Heads For WB Pavilion Pkwy

Signal Head	Red Ball	Red Arrow	Yellow Ball	Yellow Arrow	Green Ball	Green Arrow
3 Section with LT Turn Arrows and Reflective Backplate (3A)		1		1		1
3 Section with LT Turn Arrows and Reflective Backplate (3B)		1		1		1
3 Section with Reflective Backplate (8A)	1		1		1	
3 Section with Reflective Backplate (8B)	1		1		1	
Supplemental 3 Section with Reflective Backplate (8C)	1		1		1	
<b>Totals</b>	<b>3</b>	<b>2</b>	<b>3</b>	<b>2</b>	<b>3</b>	<b>2</b>

#### Signal Heads For EB Shopping Center Entrance

Signal Head	Red Ball	Red Arrow	Yellow Ball	Yellow Arrow	Green Ball	Green Arrow
3 Section with Reflective Backplate (4A)	1		1		1	
5 Section with RT Turn Arrows and Reflective Backplate (4B)	1		1	1	1	1
3 Section with LT Turn Arrows and Reflective Backplate (7)		1		1		1
<b>Totals</b>	<b>2</b>	<b>1</b>	<b>2</b>	<b>2</b>	<b>2</b>	<b>2</b>

Remove Existing Signs on Span Wires (4 TOTAL)			
	R3-4	R3-5L	R3-5R
Span A-B	1 (DND)	1	1 (DND)
Span B-C		2	
Span C-D		1 (DND)	
Span D-A	1 (DND)	1	

INCIDENTAL TO  
REMOVE SIGNAL  
EQUIPMENT



R3-4



R3-5L



R3-5R

## DIVISION OF TRAFFIC OPERATIONS

PROJECT MATERIALS RELEASE FORM  
FOR SIGNALS AND LIGHTING

**Note: Email form with signatures to KYTC's warehouse (kim.stamper@ky.gov) at least two (2) days prior to arrival for pickup. Ensure Contractor's delivery driver has a copy of form with signatures. Failure to do either may result in long delays or refusal to distribute materials upon arrival.**

Item Number: 6-9022.20County: CampbellDescription: KY 1892 @ CS 1248Reflective Backplate Signal Heads**Cabinets** Master code**Signals**

14	T-02-0009	Siemens 3 Section Signal
14	T-02-0032	Siemen 3 section backplate
2	T-02-0040	Siemen 5 section, 12 inch signal (poly)
2	T-02-0041	Siemen 5 section backplate
5	T-02-0300	LED Module 12" red arrow
7	T-02-0310	LED Module 12" yellow arrow
7	T-02-0320	LED Module 12" green arrow
11	T-02-0330	LED Module 12" red ball
11	T-02-0340	LED Module 12" yellow ball
11	T-02-0350	LED Module 12" green ball

**Special items****Poles**

Electrical Contractor Name \_\_\_\_\_

Electrical Contractor Supervisor \_\_\_\_\_

Project Engineer \_\_\_\_\_

Contact number for Supervisor \_\_\_\_\_

Contact number for Project Engineer \_\_\_\_\_

Project Engineer attests that the mentioned contractor is the actual electrical contractor on this project

Signature of Project Engineer or Designee \_\_\_\_\_



REPLACE EXISTING SIGNAL HEADS				
SIGNAL HEAD #	STATION	OFFSET	FACING TRAFFIC	TYPE
6C	63+12	53' RT	NB	SUPPLEMENTAL 3 SECTION W/ REFLECT. BP
5	63+13	0'	SB	3 SECTION W/ LT TURN ARROWS & REFLECT. BP
2A	63+13	12' LT	SB	3 SECTION W/ REFLECT. BP
2B	63+13	20' LT	SB	3 SECTION W/ REFLECT. BP
4B	63+45	53' RT	EB	5 SECTION W/ RT TURN ARROWS & REFLECT. BP
4A	63+56	51' RT	EB	3 SECTION W/ REFLECT. BP
3A	63+63	47' LT	WB	3 SECTION W/ LT TURN ARROWS & REFLECT. BP
7	63+67	49' RT	EB	3 SECTION W/ LT TURN ARROWS & REFLECT. BP
3B	63+75	47' LT	WB	3 SECTION W/ LT TURN ARROWS & REFLECT. BP
8A	63+87	48' LT	WB	3 SECTION W/ REFLECT. BP
8B	63+99	48' LT	WB	3 SECTION W/ REFLECT. BP
8C	64+41	45' LT	WB	SUPPLEMENTAL 3 SECTION W/ REFLECT. BP
2C	64+39	37' RT	SB	SUPPLEMENTAL 3 SECTION W/ REFLECT. BP
6B	64+40	30' RT	NB	5 SECTION W/ RT TURN ARROWS & REFLECT. BP
6A	64+40	18' RT	NB	3 SECTION W/ REFLECT. BP
1	64+41	6' RT	NB	3 SECTION W/ LT TURN ARROWS & REFLECT. BP

REMOVE 4 EXISTING SIGNS ON SPAN WIRES  
 SPAN A-B: 1 SIGN (DND R3-4 & R3-5R)  
 SPAN B-C: 2 SIGNS  
 SPAN C-D: 0 SIGNS  
 SPAN D-A: 1 SIGN (DND R3-4)  
 \*INCIDENTAL TO REMOVE SIGNAL EQUIPMENT

DO NOT DISTURB R3-4 & R3-5R ON KY 1892

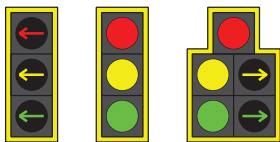


COUNTY OF  
CAMPBELL

ITEM NO.  
6-9022.20



#### SIGNAL HEADS



HEAD #  
1, 3A,  
3B, 5

HEAD #  
2A, 2B,  
2C, 4A,  
6A, 6C,  
8A, 8B,  
8C

HEAD #  
4B, 6B

ALL INDICATIONS L.E.D.  
REFLECTIVE BACKPLATES ON ALL SIGNAL HEADS

#### TRAFFIC LEGEND

[Symbol] EX. CONTROLLER

[Symbol] EX. STRAIN POLE

KY 1892 MP 2.152

CS-1248 (PAVILION PKWY)

SIGNAL MODIFICATION PLAN SHEET