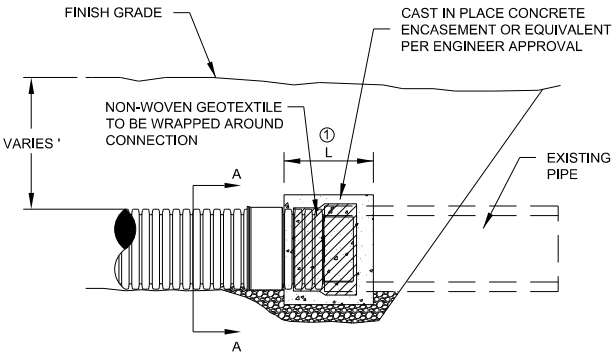
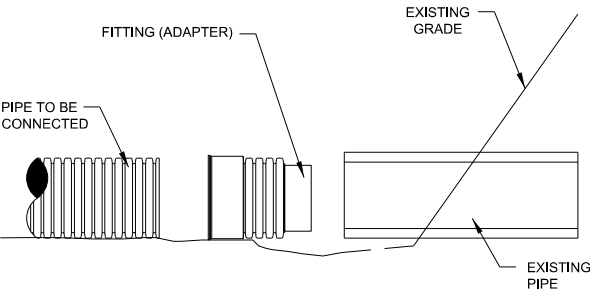


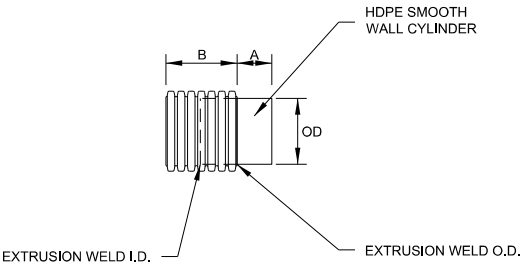
PIPE EXTENSION DUAL WALL ADAPTER FITTING DETAILS

ADAPTER TO DISSIMILAR MATERIAL



PIPE	L
15"	24"
18"	24.8"
24"	29.6"
36"	49.4"

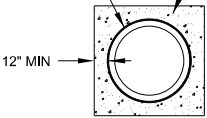
DUAL WALL ADAPTER FITTING



PIPE	A	B	OD
15"	6"	13"	15"
18"	6"	13.4"	18"
24"	8"	15.8"	24"
36"	10"	25.7"	36"

NON-WOVEN GEOTEXTILE TO BE WRAPPED AROUND CONNECTION

CAST IN PLACE CONCRETE ENCASEMENT OR EQUIVALENT PER ENGINEER APPROVAL



SECTION "A-A"

*CONCRETE ENCASEMENT OR EQUIVALENT IS INCIDENTAL TO BID ITEM FITTINGS (21819NN)

CAST IN PLACE CONCRETE ENCASEMENT	
APPROXIMATE QUANTITIES	
PIPE	CLASS "A" CONC. (CUYD)
15"	0.82
18"	0.95
24"	1.40
36"	3.29