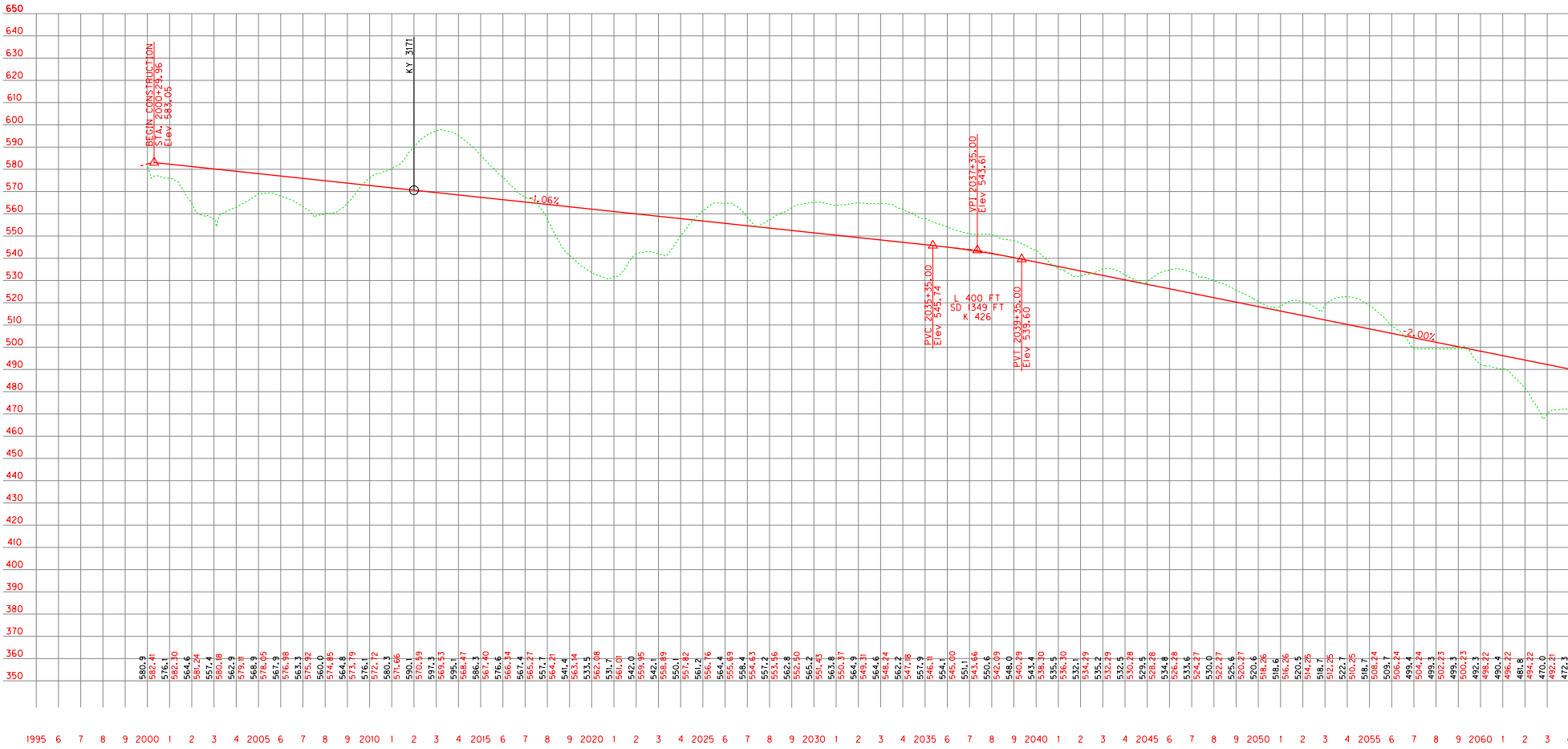

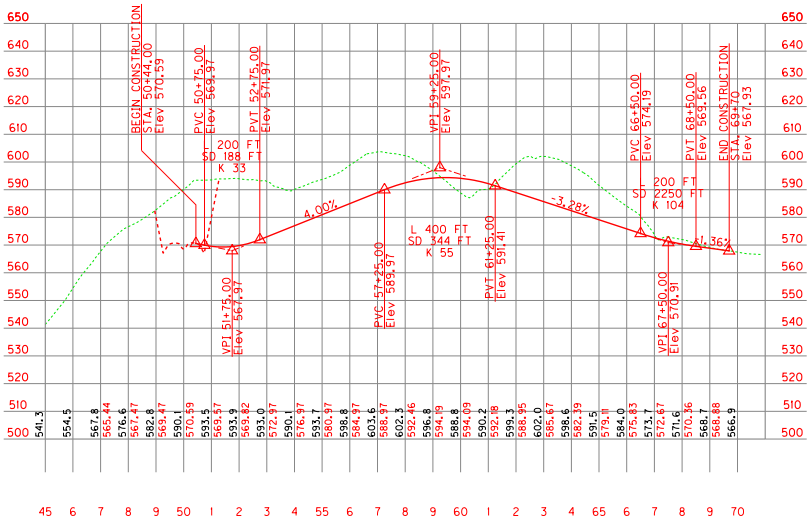

KY 3171

US 641
CALDWELL/LYON COUNTY

SCALE: 1" = 200' HORIZ.
1" = 20' VERT.

EA Partners, PLC

CIVIL ENGINEERS • LAND SURVEYORS • LANDSCAPE ARCHITECTS

MAY 2021

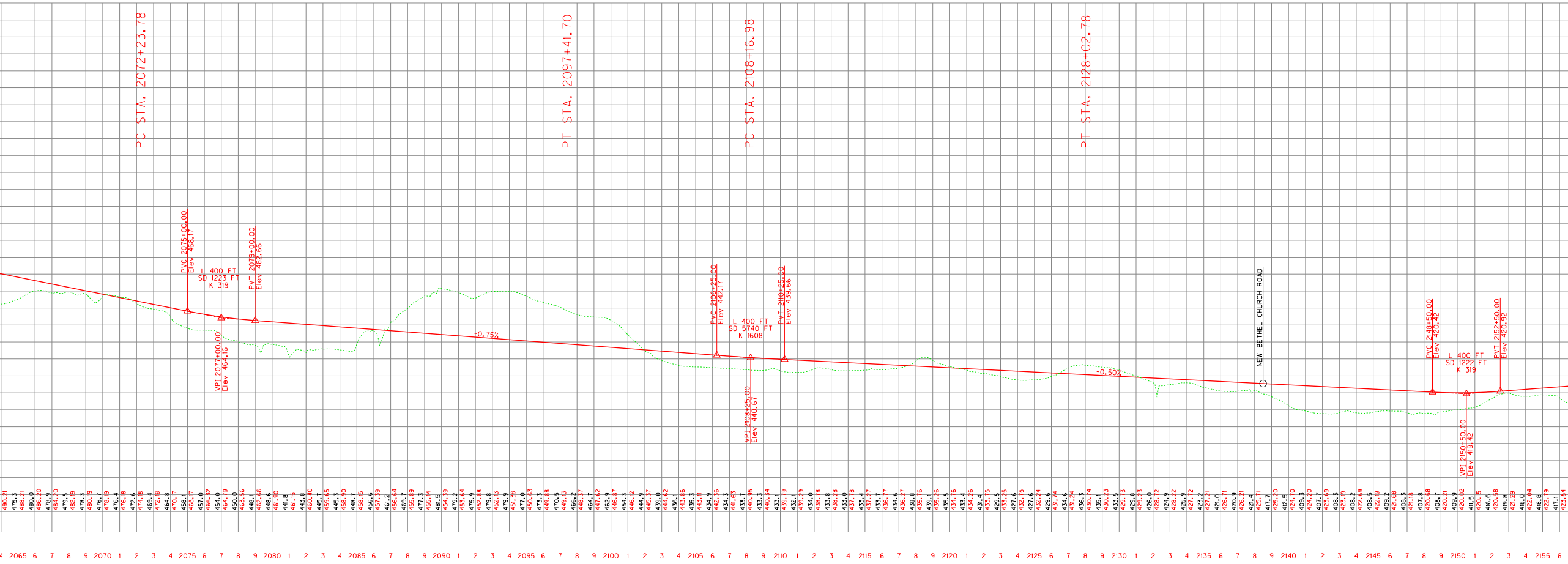
PC STA. 2072+23.78
PT STA. 2097+41.70
PC STA. 2108+16.98
PT STA. 2128+02.78
PVC 2075+00.00 Elev 468.17
L 400 FT SD 1223 FT K 319
PVT 2079+00.00 Elev 462.66
VPI 2077+00.00 Elev 464.16
-0.75%
PVC 2106+25.00 Elev 442.17
L 400 FT SD 5740 FT K 1608
PVT 2110+25.00 Elev 439.66
VPI 2108+25.00 Elev 440.67
NEW BETHEL CHURCH ROAD
-0.50%
PVC 2148+50.00 Elev 420.42
L 400 FT SD 1222 FT K 319
PVT 2152+50.00 Elev 420.92
VPI 2150+50.00 Elev 419.42
2065 2070 2075 2080 2085 2090 2095 2100 2105 2110 2115 2120 2125 2130 2135 2140 2145 2150 2155

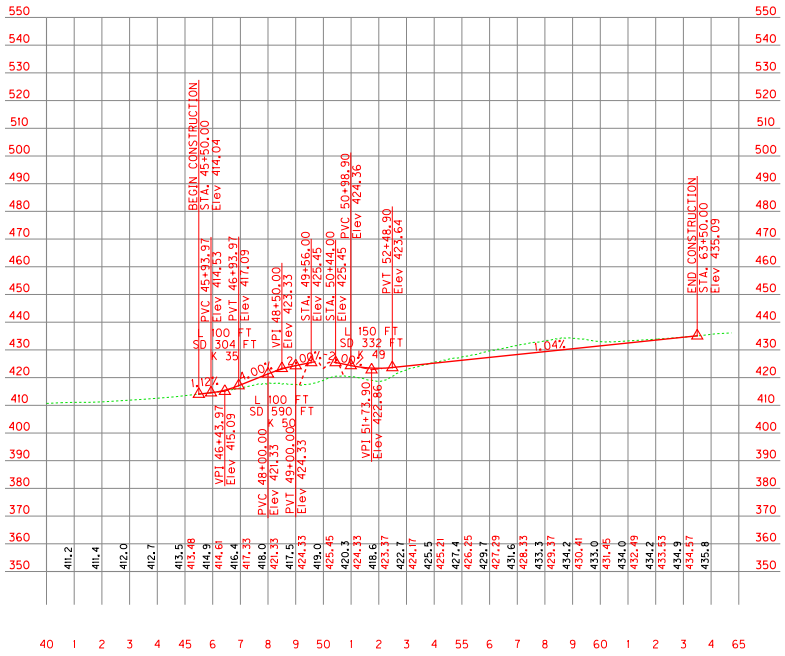
550 540 530 520 510 500 490 480 470 460 450 440 430 420 410 400 390 380 370 360 350
BEGIN CONSTRUCTION STA. 45+50.00 Elev 414.04
PVC 45+93.97 Elev 414.53
PVT 46+93.97 Elev 417.09
L 100 FT SD 304 FT K 35
VPI 46+43.97 Elev 415.09
1.12%
3.00%
PVC 48+00.00 Elev 421.33
L 100 FT SD 590 FT K 50
VPI 48+50.00 Elev 423.33
PVT 49+00.00 Elev 424.33
STA. 49+56.00 Elev 425.45
STA. 50+44.00 Elev 425.45
PVC 50+98.90 Elev 424.36
L 150 FT SD 332 FT K 45
VPI 51+73.90 Elev 422.86
PVT 52+48.90 Elev 423.64
1.04%
END CONSTRUCTION STA. 63+50.00 Elev 435.09
40 45 50 55 60 65

NEW BETHEL CHURCH ROAD

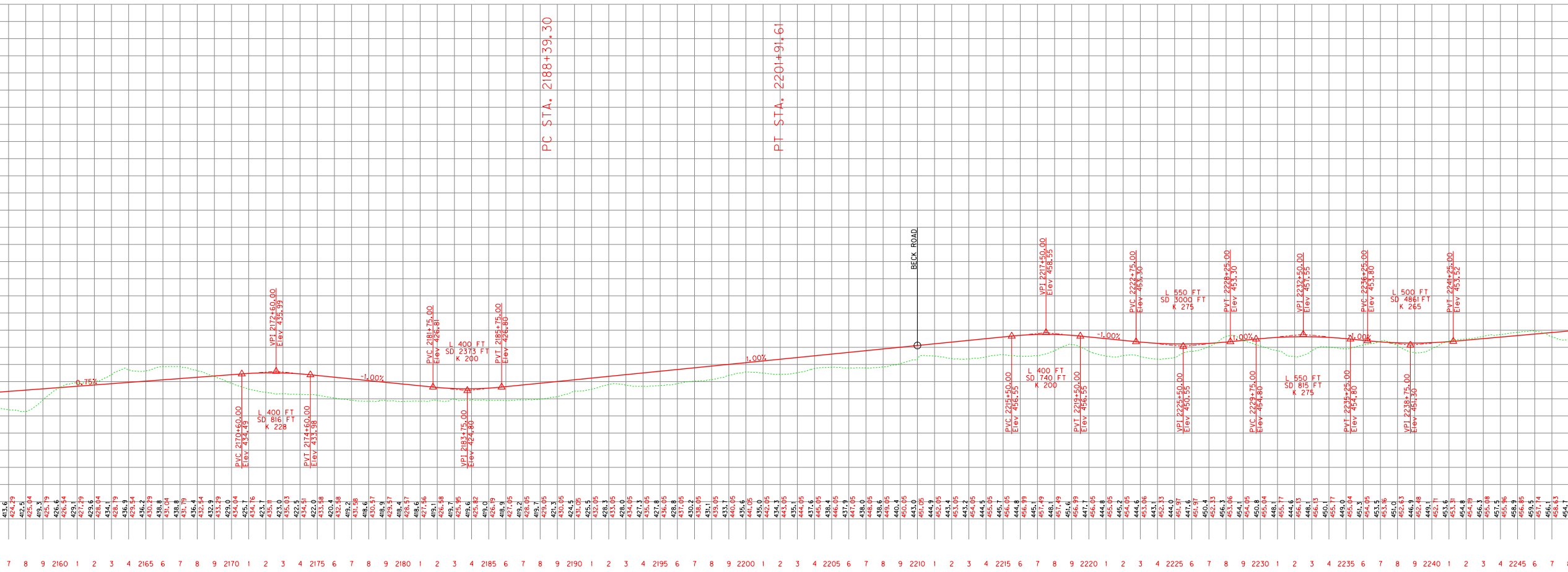
PC STA. 2188+39.30
PT STA. 2201+91.61
BECK ROAD
0.75%
VPI 2172+60.00 Elev 435.99
L 400 FT SD 816 FT K 228
PVC 2170+60.00 Elev 434.49
PVT 2174+60.00 Elev 433.98
-1.00%
PVC 2181+75.00 Elev 426.81
L 400 FT SD 2373 FT K 200
VPI 2183+75.00 Elev 424.80
PVT 2185+75.00 Elev 426.80
1.00%
PVC 2215+50.00 Elev 456.55
VPI 2217+50.00 Elev 458.55
L 400 FT SD 740 FT K 200
PVT 2219+50.00 Elev 456.55
-1.00%
PVC 2222+75.00 Elev 453.30
L 550 FT SD 3000 FT K 275
VPI 2225+50.00 Elev 450.55
PVT 2228+25.00 Elev 453.30
1.00%
PVC 2229+75.00 Elev 454.80
VPI 2232+50.00 Elev 457.55
L 550 FT SD 815 FT K 275
PVT 2235+25.00 Elev 454.80
-1.00%
PVC 2236+25.00 Elev 453.80
L 500 FT SD 4861 FT K 265
VPI 2238+75.00 Elev 451.30
PVT 2241+25.00 Elev 453.52
7 8 9 2160 1 2 3 4 2165 6 7 8 9 2170 1 2 3 4 2175 6 7 8 9 2180 1 2 3 4 2185 6 7 8 9 2190 1 2 3 4 2195 6 7 8 9 2200 1 2 3 4 2205 6 7 8 9 2210 1 2 3 4 2215 6 7 8 9 2220 1 2 3 4 2225 6 7 8 9 2230 1 2 3 4 2235 6 7 8 9 2240 1 2 3 4 2245 6 7

U.S. 641

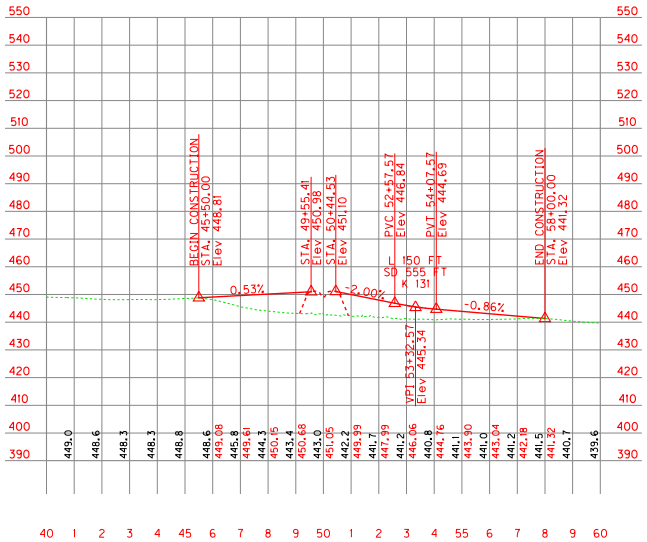
550 540 530 520 510 500 490 480 470 460 450 440 430 420 410 400 390
BEGIN CONSTRUCTION STA. 45+50.00 Elev 448.81
0.53%
STA. 49+55.41 Elev 450.98
STA. 50+44.53 Elev 451.10
-2.00%
PVC 52+57.57 Elev 446.84
L 150 FT SD 555 FT K 131
VPI 53+32.57 Elev 445.34
PVT 54+07.57 Elev 444.69
-0.86%
END CONSTRUCTION STA. 58+00.00 Elev 441.32
40 1 2 3 4 45 6 7 8 9 50 1 2 3 4 55 6 7 8 9 60

BECK ROAD

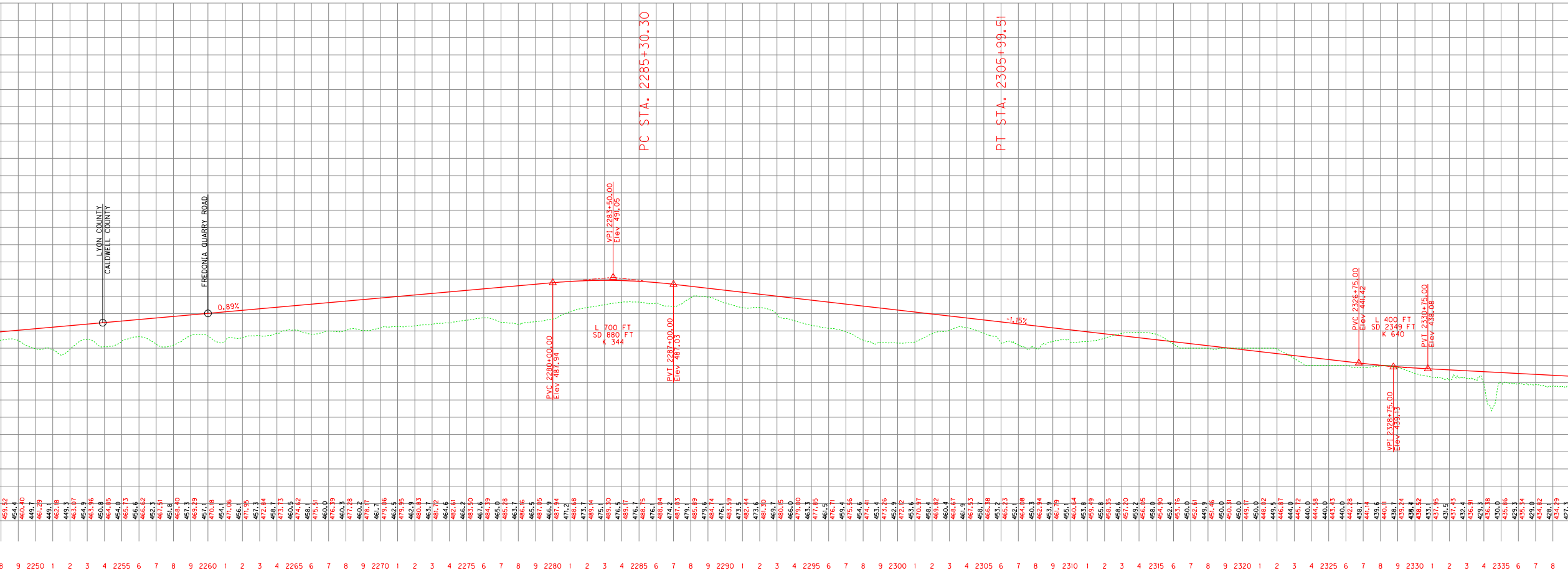
PC STA. 2285+30.30
PT STA. 2305+99.51
LYON COUNTY
CALDWELL COUNTY
FREDONIA QUARRY ROAD
0.89%
VPI 2283+50.00
Elev 491.05
PVC 2280+00.00
Elev 487.94
L 700 FT
SD 880 FT
K 344
PVT 2287+00.00
Elev 487.03
-1.15%
PVC 2326+75.00
Elev 441.42
L 400 FT
SD 2349 FT
K 640
VPI 2328+75.00
Elev 439.13
PVT 2330+75.00
Elev 438.08
459.32 454.4 460.40 449.7 461.29 449.1 462.18 449.3 463.07 454.9 463.96 450.8 464.85 454.0 465.73 456.6 466.62 452.3 467.51 451.8 468.40 457.3 469.29 457.1 470.18 454.1 471.06 456.1 471.95 457.3 472.84 458.7 473.73 460.5 474.62 458.1 475.51 460.0 476.39 460.3 477.28 460.2 478.17 461.7 479.06 462.5 479.95 462.9 480.83 463.7 481.72 464.6 482.61 466.2 483.50 467.6 484.39 465.0 485.28 463.7 486.16 465.5 487.05 466.9 487.94 471.2 488.68 473.7 489.14 475.1 489.30 476.5 489.17 476.7 488.75 476.1 488.04 474.2 487.03 479.1 485.89 479.6 484.74 476.1 483.59 473.5 482.44 473.6 481.30 469.7 480.15 466.0 479.00 463.3 477.85 461.9 476.71 459.4 475.56 454.6 474.41 453.4 473.26 452.9 472.12 453.6 470.97 458.4 469.82 460.4 468.67 461.9 467.53 458.7 466.38 453.2 465.23 452.1 464.08 450.3 462.94 453.9 461.79 455.1 460.64 453.8 459.49 455.8 458.35 458.6 457.20 459.2 456.05 458.0 454.90 452.4 453.76 450.0 452.61 449.9 451.46 450.0 450.31 450.0 449.17 450.0 448.02 449.5 446.87 444.0 445.72 440.0 444.58 440.0 443.43 440.0 442.28 438.7 441.14 439.6 440.11 438.7 439.24 438.4 438.42 433.1 437.95 431.5 437.43 432.4 436.91 429.3 436.38 430.0 435.86 429.3 435.34 429.0 434.82 428.1 434.29 427.1
8 9 2250 1 2 3 4 2255 6 7 8 9 2260 1 2 3 4 2265 6 7 8 9 2270 1 2 3 4 2275 6 7 8 9 2280 1 2 3 4 2285 6 7 8 9 2290 1 2 3 4 2295 6 7 8 9 2300 1 2 3 4 2305 6 7 8 9 2310 1 2 3 4 2315 6 7 8 9 2320 1 2 3 4 2325 6 7 8 9 2330 1 2 3 4 2335 6 7 8

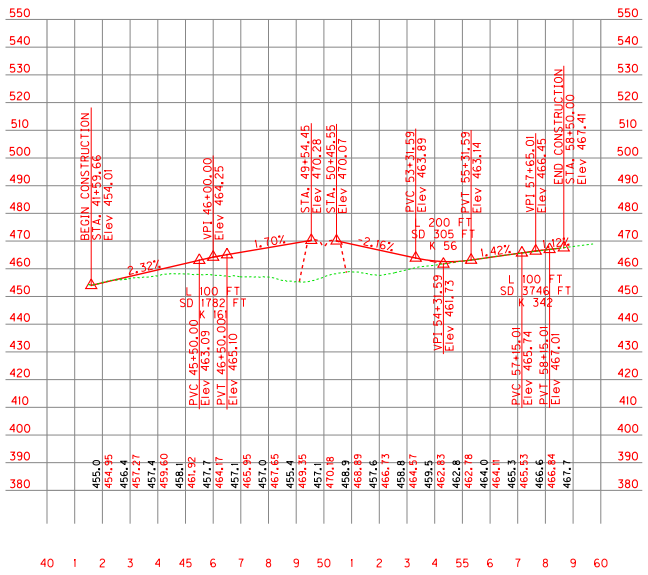
550 540 530 520 510 500 490 480 470 460 450 440 430 420 410 400 390 380
BEGIN CONSTRUCTION
STA. 41+59.66
Elev 454.01
2.32%
VPI 46+00.00
Elev 464.25
L 100 FT
SD 1782 FT
K
PVC 45+50.00
Elev 463.09
PVT 46+50.00
Elev 465.10
1.70%
STA. 49+54.45
Elev 470.28
STA. 50+45.55
Elev 470.07
-2.16%
PVC 53+31.59
Elev 463.89
200 FT
SD 305 FT
K 56
PVT 55+31.59
Elev 463.14
VPI 54+31.59
Elev 461.73
1.42%
VPI 57+65.01
Elev 466.45
L 100 FT
SD 3746 FT
K 342
PVC 57+15.01
Elev 465.74
PVT 58+15.01
Elev 467.01
1.12%
END CONSTRUCTION
STA. 58+50.00
Elev 467.41
455.0 454.95 456.4 457.27 457.4 459.60 458.1 461.92 457.7 464.17 457.1 465.95 457.0 467.65 455.4 469.35 457.1 470.18 458.9 468.89 457.6 466.73 458.8 464.57 459.5 462.83 462.8 462.78 464.0 464.11 465.3 465.53 466.6 466.84 467.7
40 1 2 3 4 45 6 7 8 9 50 1 2 3 4 55 6 7 8 9 60

FREDONIA QUARRY ROAD

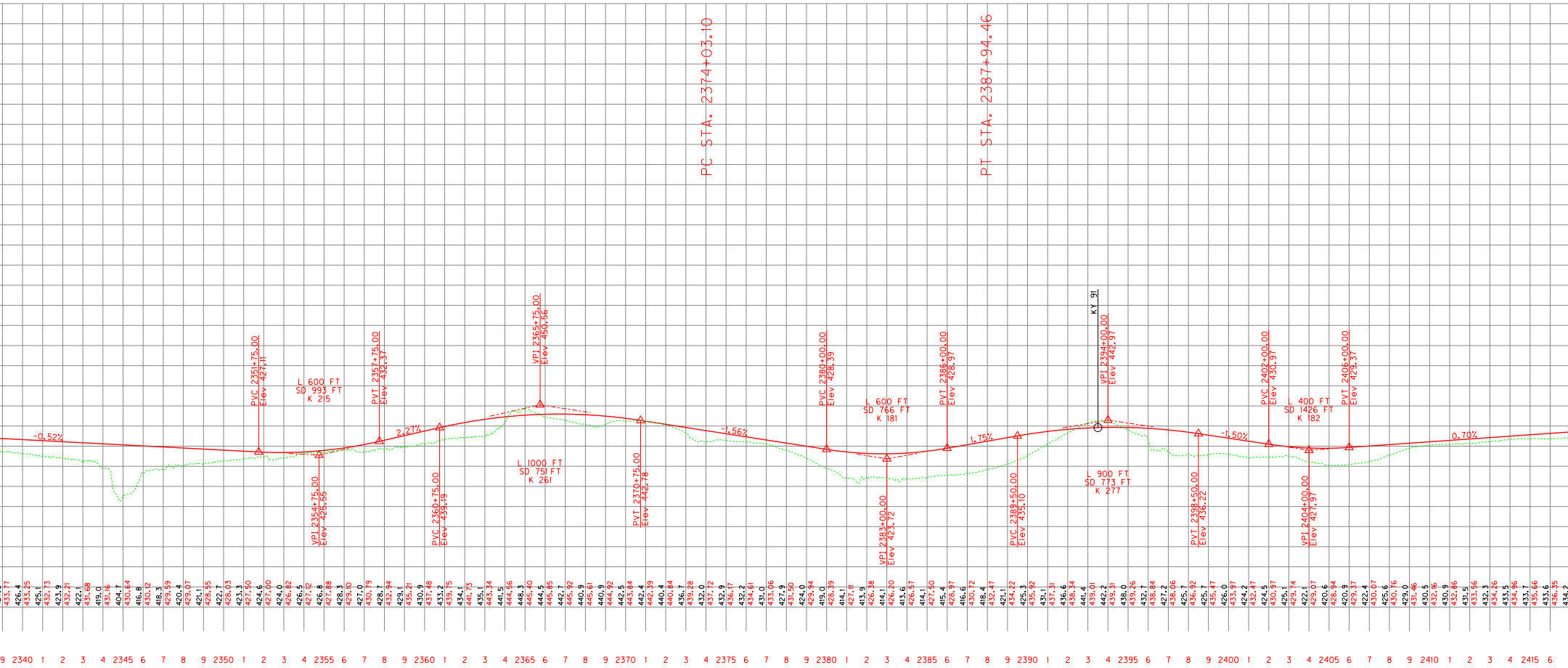
PC STA. 2374+03.10
PT STA. 2387+94.46
-0.52%
PVC 2351+75.00 Elev 427.11
L 600 FT
SD 993 FT
K 215
VPI 2354+75.00 Elev 425.55
PVT 2357+75.00 Elev 432.37
2.27%
PVC 2360+75.00 Elev 439.19
VPI 2365+75.00 Elev 450.56
L 1000 FT
SD 751 FT
K 261
PVT 2370+75.00 Elev 442.78
-1.56%
PVC 2380+00.00 Elev 428.39
L 600 FT
SD 766 FT
K 181
VPI 2383+00.00 Elev 423.72
PVT 2386+00.00 Elev 428.97
1.75%
PVC 2389+50.00 Elev 435.10
KY 91
VPI 2394+00.00 Elev 442.97
L 900 FT
SD 773 FT
K 277
PVT 2398+50.00 Elev 436.22
-1.50%
PVC 2402+00.00 Elev 430.97
L 400 FT
SD 1426 FT
K 182
VPI 2404+00.00 Elev 427.97
PVT 2406+00.00 Elev 429.37
0.70%
433.77 426.4 433.25 425.1 432.73 423.9 432.21 422.1 431.68 419.0 431.16 404.7 430.64 416.8 430.12 418.3 429.59 420.4 429.07 421.1 428.55 422.7 428.03 423.3 427.50 424.6 427.00 424.0 426.82 426.5 427.12 426.8 427.88 428.3 429.10 427.0 430.79 428.7 432.94 429.1 435.21 430.9 437.48 433.2 439.75 434.1 441.73 435.1 443.34 441.5 444.56 448.3 445.40 444.5 445.85 442.7 445.92 440.9 445.61 440.9 444.92 442.5 443.84 442.4 442.39 440.4 440.84 436.7 439.28 432.0 437.72 432.9 436.17 432.2 434.61 431.0 433.06 427.9 431.50 424.0 429.94 419.0 428.39 414.1 427.11 413.9 426.38 414.1 426.20 413.6 426.57 414.1 427.50 415.4 428.97 416.6 430.72 418.4 432.47 421.1 434.22 425.3 435.92 431.1 437.31 436.6 438.34 441.4 439.01 442.2 439.31 438.0 439.26 432.7 438.84 427.2 438.06 425.7 436.92 425.7 435.47 426.0 433.97 424.2 432.47 424.5 430.97 425.1 429.74 422.1 429.07 420.6 428.94 420.9 429.37 422.4 430.07 425.6 430.76 429.0 431.46 430.5 432.16 430.9 432.86 431.5 433.56 432.3 434.26 433.5 434.96 433.7 435.66 433.6 436.35 434.2
9 2340 1 2 3 4 2345 6 7 8 9 2350 1 2 3 4 2355 6 7 8 9 2360 1 2 3 4 2365 6 7 8 9 2370 1 2 3 4 2375 6 7 8 9 2380 1 2 3 4 2385 6 7 8 9 2390 1 2 3 4 2395 6 7 8 9 2400 1 2 3 4 2405 6 7 8 9 2410 1 2 3 4 2415 6

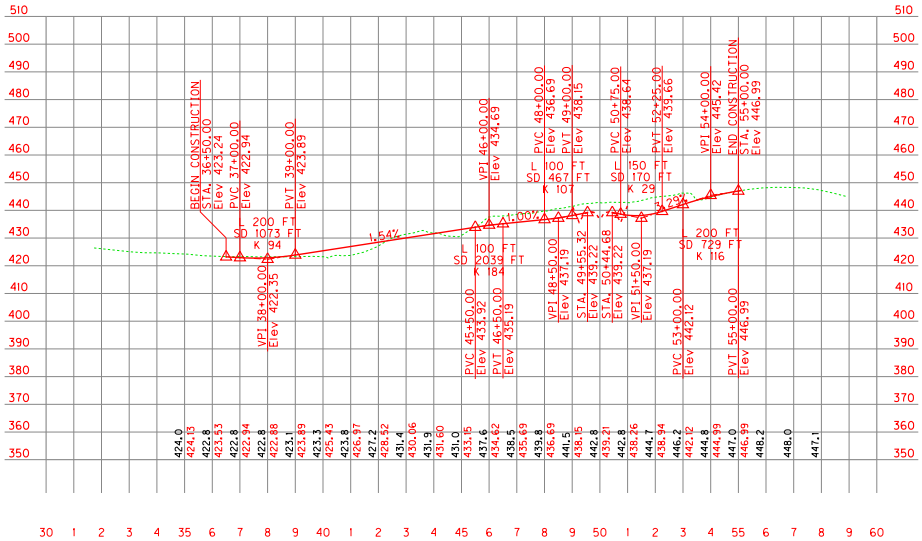
510 500 490 480 470 460 450 440 430 420 410 400 390 380 370 360 350
BEGIN CONSTRUCTION STA. 36+50.00 Elev 423.24
PVC 37+00.00 Elev 422.94
L 200 FT
SD 1073 FT
K 94
VPI 38+00.00 Elev 422.35
PVT 39+00.00 Elev 423.89
1.54%
PVC 45+50.00 Elev 433.92
VPI 46+00.00 Elev 434.69
L 100 FT
SD 2039 FT
K 184
PVT 46+50.00 Elev 435.19
1.00%
PVC 48+00.00 Elev 436.69
L 100 FT
SD 467 FT
K 107
VPI 48+50.00 Elev 437.19
PVT 49+00.00 Elev 438.15
STA. 49+55.32 Elev 439.22
STA. 50+44.68 Elev 439.22
PVC 50+75.00 Elev 438.64
L 150 FT
SD 170 FT
K 29
VPI 51+50.00 Elev 437.19
PVT 52+25.00 Elev 439.66
3.29%
PVC 53+00.00 Elev 442.12
L 200 FT
SD 729 FT
K 116
VPI 54+00.00 Elev 445.42
END CONSTRUCTION STA. 55+00.00 Elev 446.99
PVT 55+00.00 Elev 446.99
424.0 424.13 422.8 423.53 422.8 422.94 422.8 422.88 423.1 423.89 423.3 425.43 423.8 426.97 427.2 428.52 431.4 430.06 431.9 431.60 431.0 433.15 437.6 434.62 438.5 435.69 439.8 436.69 441.5 438.15 442.8 439.21 442.8 438.26 444.7 438.94 446.2 442.12 444.8 444.99 447.0 446.99 448.2 448.0 447.1
30 1 2 3 4 35 6 7 8 9 40 1 2 3 4 45 6 7 8 9 50 1 2 3 4 55 6 7 8 9 60

KY 91

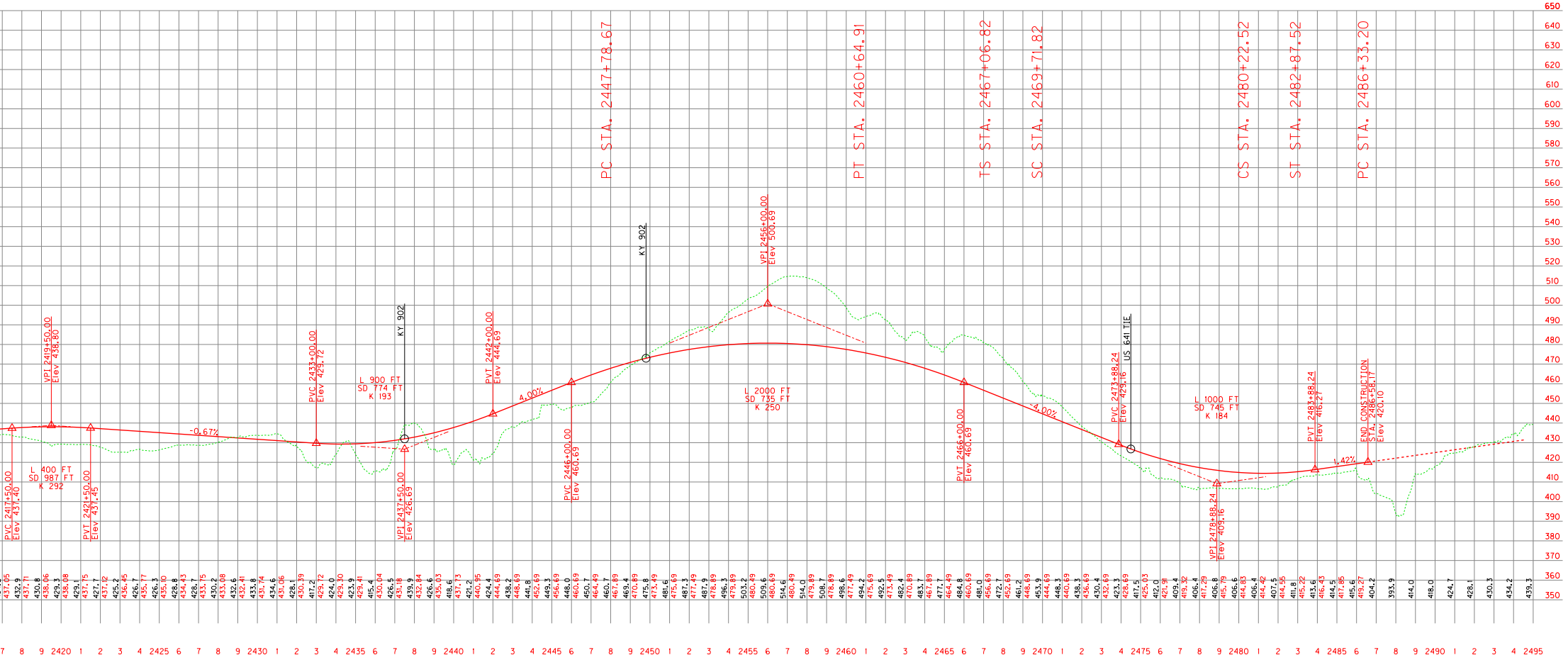
PC STA. 2447+78.67
PT STA. 2460+64.91
TS STA. 2467+06.82
SC STA. 2469+71.82
CS STA. 2480+22.52
ST STA. 2482+87.52
PC STA. 2486+33.20
VPI 2419+50.00 Elev 438.80
PVC 2417+50.00 Elev 437.40
PVT 2421+50.00 Elev 437.45
L 400 FT SD 987 FT K 292
-0.67%
PVC 2433+00.00 Elev 429.72
L 900 FT SD 774 FT K 193
KY 902
VPI 2437+50.00 Elev 426.69
PVT 2442+00.00 Elev 444.69
4.00%
PVC 2446+00.00 Elev 460.69
VPI 2456+00.00 Elev 500.69
L 2000 FT SD 735 FT K 250
PVT 2466+00.00 Elev 460.69
-4.00%
PVC 2473+88.24 Elev 429.16
US 641 TIE
L 1000 FT SD 745 FT K 184
VPI 2478+88.24 Elev 409.16
PVT 2483+88.24 Elev 416.27
1.42%
END CONSTRUCTION STA. 2486+58.17 Elev 420.10
2420
2425
2430
2435
2440
2445
2450
2455
2460
2465
2470
2475
2480
2485
2490
2495

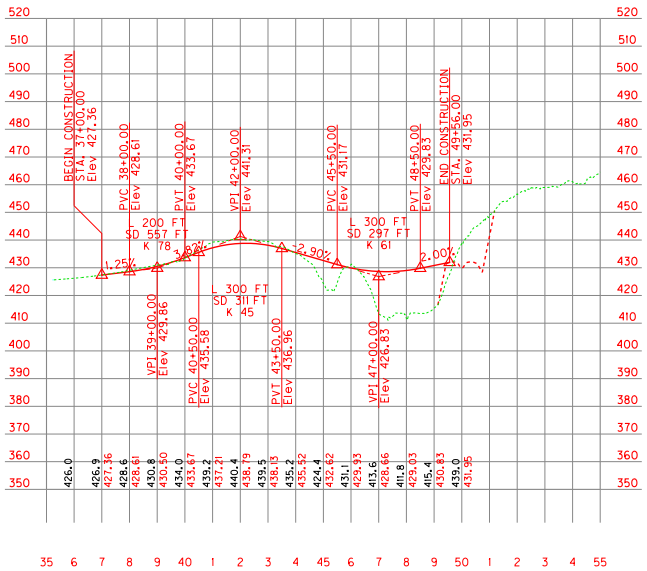
BEGIN CONSTRUCTION STA. 37+00.00 Elev 427.36
PVC 38+00.00 Elev 428.61
PVT 40+00.00 Elev 433.67
VPI 42+00.00 Elev 441.31
PVC 45+50.00 Elev 431.17
PVT 48+50.00 Elev 429.83
END CONSTRUCTION STA. 49+56.00 Elev 431.95
200 FT SD 557 FT K 78
L 300 FT SD 311 FT K 45
L 300 FT SD 297 FT K 61
1.25%
3.82%
-2.90%
2.00%
VPI 39+00.00 Elev 429.86
PVC 40+50.00 Elev 435.58
PVT 43+50.00 Elev 436.96
VPI 47+00.00 Elev 426.83

KY 902 @ STA. 2437+50

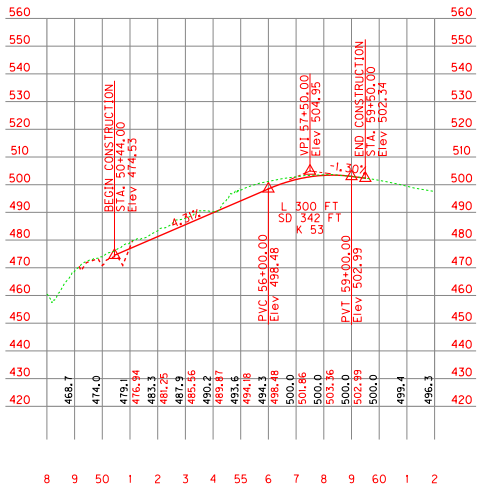
BEGIN CONSTRUCTION STA. 50+44.00 Elev 474.53
VPI 57+50.00 Elev 504.95
END CONSTRUCTION STA. 59+50.00 Elev 502.34
4.31%
-1.30%
L 300 FT SD 342 FT K 53
PVC 56+00.00 Elev 498.48
PVT 59+00.00 Elev 502.99

KY 902 @ STA. 2449+80

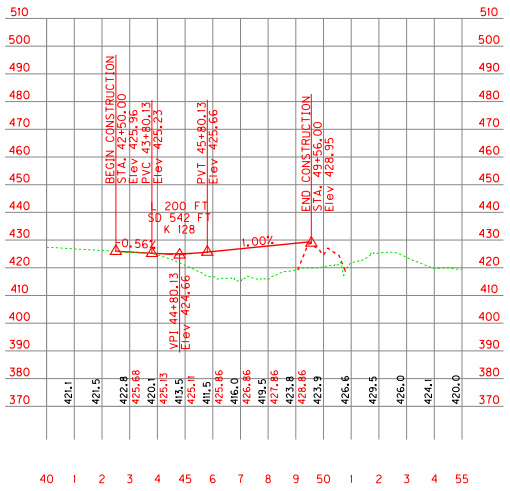
BEGIN CONSTRUCTION STA. 42+50.00 Elev 425.96
PVC 43+80.13 Elev 425.23
PVT 45+80.13 Elev 425.66
END CONSTRUCTION STA. 49+56.00 Elev 428.95
-0.56%
200 FT SD 542 FT K 128
1.00%
VPI 44+80.13 Elev 424.66

US 641 TIE

US 641
LYON COUNTY

SCALE: 1" = 200' HORIZ.
1" = 20' VERT.

EA Partners, PLC

MAY 2021