
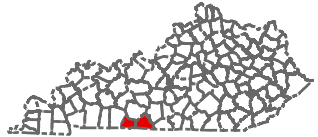


EXHIBIT 5

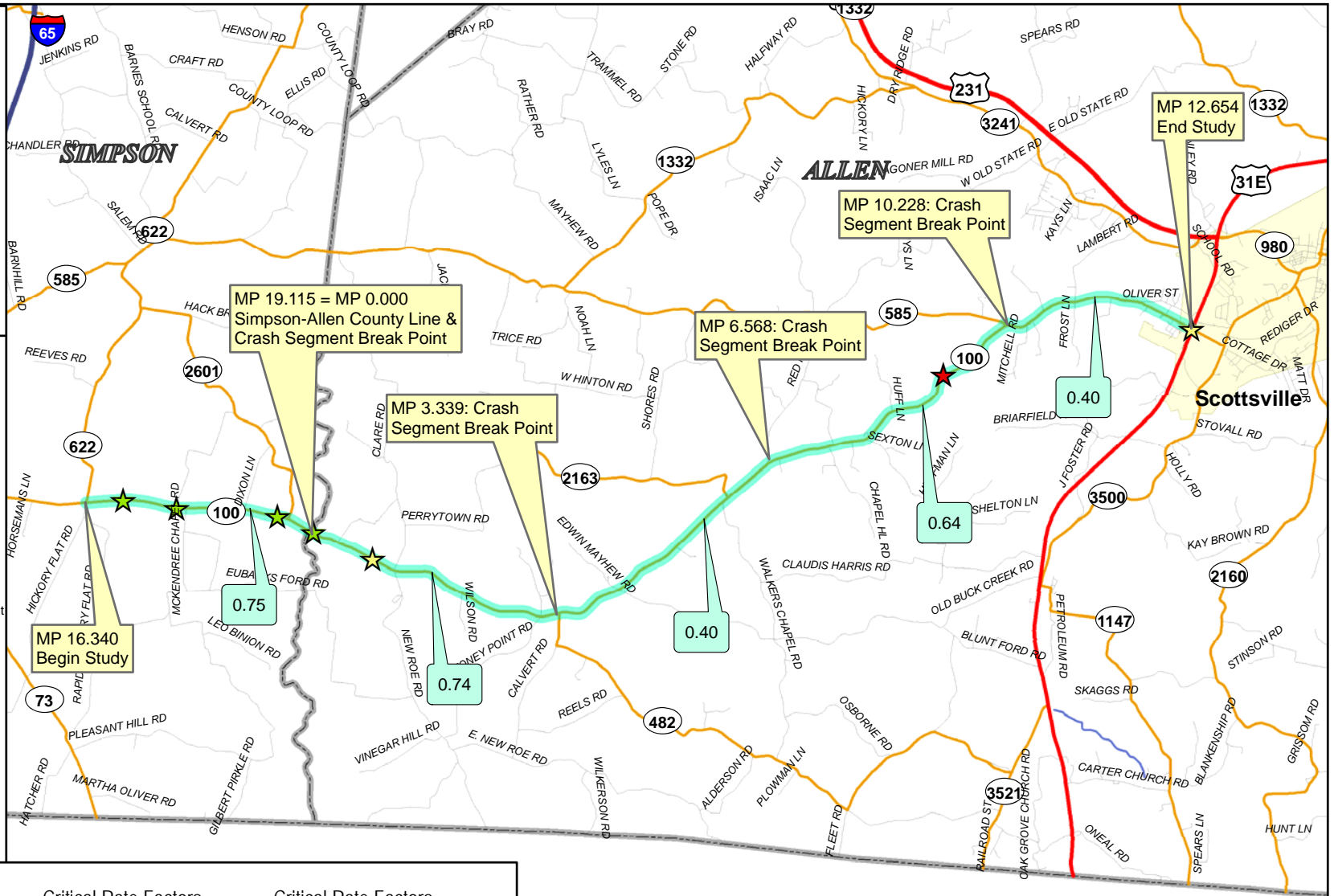
Critical Rate Factors for Segments & Spots

Allen & Simpson Counties
KY 100 Scoping Study
Item No. 3-8303.00

Source: C.R.A.S.H. Database
1/1/2004 to 12/31/2006



**KENTUCKY
TRANSPORTATION
CABINET**



TENNESSEE



Legend

- Interstate
- Parkway
- US Highway
- State Highway
- Local Road
- Railroad
- City
- County Line

Critical Rate Factors for High-Crash Spots:

- 0.90 - 0.99
- 1.00 - 1.49
- 1.50 - 1.99
- ≥ 2.00

Route Milepoints and Events

Critical Rate Factors for Segments:

- < 0.90
- 0.90 - 0.99
- 1.00 - 1.49
- 1.50 - 1.99
- ≥ 2.00

Segment Critical Rate Factors