
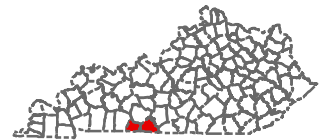


# EXHIBIT 2

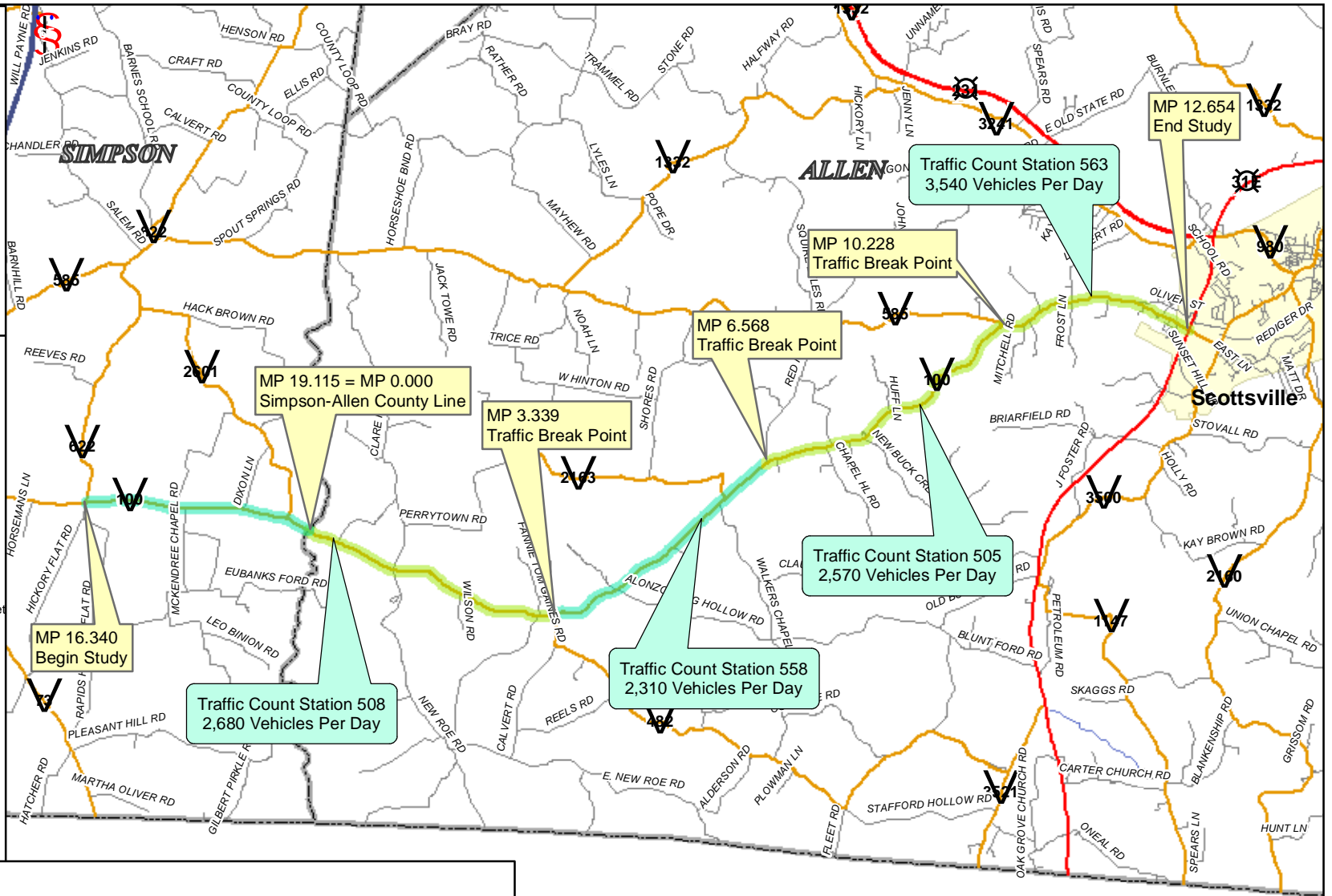
## 2007 Traffic Volumes & Levels of Service

Allen & Simpson Counties  
KY 100 Scoping Study  
Item No. 3-8303.00

Source: KYTC Highway  
Information Systems  
Data (HIS) 6/13/2007



**KENTUCKY  
TRANSPORTATION  
CABINET**



### Legend

- Interstate
- Parkway
- US Highway
- State Highway
- Local Road
- Railroad
- City
- County Line

### 2007 Level of Service:

- A
- B
- C
- D
- E
- F

Route Milepoints  
and Events

Traffic Count Station  
2007 Average Daily Traffic  
Note: Heavy vehicles make up  
11.6% of stated traffic volumes.

**TENNESSEE**

