


RJ Corman Railroad Company



www.rjcorman.com

RJCM FY 2024 KRCI FUNDS

RJCC Signal Upgrade

KY3519/Lewisburg Rd

DOT # 347025G

~Priority 2~

R.J. Corman Railroad Company / Memphis Lines

June 15, 2023



KENTUCKY RAILROAD CROSSING IMPROVEMENT (KRCI) APPLICATION

SECTION 1: PROJECT OVERVIEW

APPLICANT NAME		DOT CROSSING #	APPLICATION YEAR
R. J. Corman Railroad Company/ Memphis Line		347025G	2024
ROAD NAME	ROAD MILE POINT	CROSSING LOCATION	
		CITY	COUNTY
Lewisburg Road (KY 3519)	5.888	Lewisburg	Logan

PROJECT TYPE

- Crossing Rehab Select One
 Crossing Safety Upgrade Signals/Lights
 Obstructive Vegetation Removal

TOTAL PROJECT COST	KRCI FUNDING REQUESTED	APPLICANT MATCH	APPLICANT MATCH % (20% Minimum)
\$ 256,506.76	\$ 205,205.41	\$ 51,301.35	20 %

Does applicant plan to use their own manpower, equipment, or materials on the project (Force Account) or competitively bid out all work related to the project? Combination

PROJECT DESCRIPTION (Provide a *brief* project description. Include why the crossing was selected, project purpose and benefits, and the proposed work to be completed. Text is limited to the space provided below.)

Replacement of signal warning system. The crossing was selected due to the roadway curvature and outdated warning equipment. The purpose of this project would provide updated signal equipment that would enhance the visibility for the motoring public. The improvements of the upgraded LED lights and reflective gates would provide better warning preview for vehicles in both directions. Updated equipment would help eliminate crossing malfunctions as well.

Priority 2 Application

FOR KYTC USE ONLY

Date Received: _____ Application Complete <input type="checkbox"/> Y <input type="checkbox"/> N 603 KAR 7:090 Compliant <input type="checkbox"/> Y <input type="checkbox"/> N Eligible Applicant <input type="checkbox"/> Y <input type="checkbox"/> N	FRA WBAPS Score: _____ Match %: _____ Road ADT: _____	Secretary Approval: <input type="checkbox"/> Y <input type="checkbox"/> N KRCI Award Amount: _____ KRCI Award Date: _____
---	---	---



KENTUCKY RAILROAD CROSSING IMPROVEMENT (KRCI) APPLICATION

SECTION 2: APPLICANT INFORMATION

Is the applicant a railroad? NO YES (Provide KY Secretary of State information.)

KY SECRETARY OF STATE (KY SOS) ORGANIZATION ID OR #	KY SOS STATUS	KY SOS STANDING
0230961	A-Active	G-Good

PRIMARY CONTACT INFORMATION

NAME & TITLE	PHONE	EMAIL	
Deborah Hawley, Director - Contracts & Real Estate	859-881-2499	Deborah.Hawley@RJCorman.com	
MAILING ADDRESS	CITY	STATE	ZIP
PO Box 788	Nicholasville	KY	40340

If awarded, will signatory be different from the Primary Contact? NO YES (Provide signatory information.)

SIGNATORY NAME & TITLE	PHONE	EMAIL	
Raymond Goss, President	859-881-6643	Raymond.Goss@RJCorman.com	
MAILING ADDRESS	CITY	STATE	ZIP
PO Box 788	Nicholasville	KY	40340

SECTION 3: PERMITS AND APPROVALS

A. Have consultations with state or federal agencies (US Army Corps of Engineers, US Coast Guard, US Fish and Wildlife Service, Kentucky Division of Water, Kentucky Heritage Council, or others) determined the need for permits?
 Not Applicable

B. Have all required permits been obtained? Not Applicable

SECTION 4: CURRENT RAILROAD CROSSING INFORMATION (Section 4 must be completed for ALL projects.)

# OF TRAFFIC LANES	ROAD SPEED LIMIT	AVERAGE DAILY TRAFFIC (ADT) AT CROSSING		RAILROAD DIVISION
2	30	2885		
TYPICAL TRAIN SPEED AT CROSSING	# OF TRACKS AT CROSSING	RAIL MILE POINT	BRANCH/LINE NAME	
30	1	149.6	Memphis	
AVERAGE DAILY TRAIN MOVEMENTS AT CROSSING	FRA TRACK CLASS AT CROSSING	TOTALS FROM PREVIOUS 5 YEARS AT CROSSING		
4	Class 2	CRASHES	FATALITIES	INJURIES
		0	0	0



KENTUCKY RAILROAD CROSSING IMPROVEMENT (KRCI) APPLICATION

SECTION 5: CROSSING RECONSTRUCTION (Required ONLY for Crossing Reconstruction projects.)

CURRENT CROSSING

DATE INSTALLED	WIDTH OF ROAD	SURFACE MATERIAL		WEIGHT OF RAIL
	feet			
SURFACE CONDITION	VISIBLE TIE CONDITION	APPROACH CONDITION	DRAINAGE CONDITION	
Select One	Select One	Select One	Select One	

PROPOSED RECONSTRUCTION

PROJECT IMPACT ON SIDEWALK, MULTI-USE PATH, OR RECREATIONAL TRAIL	MAXIMUM CHANGE IN TRACK ELEVATION ABOVE/BELOW EXISTING ROADWAY	LENGTH OF ASPHALT APPROACH	
Select One	inches	Taper 1	Taper 2
		feet	feet

REPLACEMENT CROSSING SURFACE: Select One

SECTION 6: CROSSING SAFETY EQUIPMENT IMPROVEMENT (Required ONLY for Crossing Safety Equipment Improvement projects.)

	INSTALL	UPGRADE EXISTING
A. Project Signage Work: Crossing Signs and Markings	<input type="checkbox"/>	<input checked="" type="checkbox"/>
1. Describe in detail signs and markings <u>currently</u> used at crossing. (Text is limited.) 6 Crossbucks (R15-1), 2 ENS (I-13), and 2 Stop Lines		
2. Describe in detail signs and markings <u>proposed</u> at crossing as part of the project. (Text is limited.) 6 Crossbucks (R15-1), 2 Advanced warning (W10), 2 ENS (I-13), 2 Stop Lines, and 2 RR Pavement Mark		
	INSTALL	UPGRADE EXISTING
B. Project Signal Work: Active Traffic Control Devices	<input type="checkbox"/>	<input checked="" type="checkbox"/>
1. Describe in detail active traffic control devices <u>currently</u> used at crossing. 14 Flasher Sets, 2 Cantilevers, 4 gates, 2 Bell, and 1 Signal Cabinet		
2. Describe in detail active traffic control devices <u>proposed</u> at crossing as part of the project. 14 Flasher Sets, 2 Cantilevers, 4 gates, 2 Bell, and 1 Signal Bungalow		



KENTUCKY RAILROAD CROSSING IMPROVEMENT (KRCI) APPLICATION

SECTION 7: SUBMISSION CHECKLIST *(See KRCI Guidance Document, Section V, for details.)*

- Kentucky Railroad Crossing Improvement Application (TC 59-13)
- Statement of Work
- Scope of Work
- Project Schedule/Timeline
- Detailed engineering assessment report (as applicable)
- Aerial Photographs and photographic documentation of crossing location and condition (especially for Obstructive Vegetation removal projects)
- Plans, schematics, details, drawings of the proposed project (as applicable)
- Photographic documentation of the project location and condition
- Detailed estimate
- Road authority consultation letter (if applicant is a railroad)
- Railroad consultation letters (if applicant is a government entity)
- Public Interest Finding (as applicable)

SECTION 8: RAILROAD COMPLIANCE CERTIFICATION *(Required **ONLY** if applicant is a railroad.)*

I hereby certify that as an applicant defined as a railroad in 603 KAR 7:090(1), my company has completed and submitted the TC 59-102 in compliance with the provisions of 603 KAR 7:090 at the time of this application. If it is determined I am not an eligible applicant at the time of this submission, I agree that this application shall be immediately rejected without consideration and returned to me without review.

PRINTED NAME AND TITLE	SIGNATURE	DATE
Raymond A. Goss		6/15/2023

SECTION 9: APPLICANT CERTIFICATION *(The certification below applies to all applicants.)*

I have read the Kentucky Railroad Crossing Improvement guidance document, and I understand and agree to abide by what is stated therein. I also hereby certify, subject to the provisions of KRS 523.100 (unsworn falsification to authorities), that the above information is true and correct to the best of my knowledge.

PRINTED NAME AND TITLE	SIGNATURE	DATE
Raymond A. Goss		6/15/2023

Submission Directions: Applicants must combine their completed application and all required attachments into a single PDF and submit it electronically via email to KYTC.ModalPrograms@ky.gov. It is the responsibility of the applicant to ensure delivery of the emailed submission.

Lewisburg Rd (KY3519) – DOT# 347 025G

Signal Warning System Installation

Engineering Assessment

Removing the existing signal warning system and installing a new signal warning system will upgrade all existing equipment except for the cantilevers. We will reuse the cantilever structures and replace the cables, wiring, and signal light units associated with these cantilevers. We will replace the bungalow and its components, track wires, signal cables, signal/gate mechanism structures, bells, and gates. This will provide better visibility for the motoring public.

Statement of Work

The project will consist of removing all current warning system devices. A new bungalow will be installed with updated interior equipment, new underground cables, and track wires. 2 gate mechanisms with 12" LED inserts will be installed to improve visibility. New power service will be upgraded to 240VAC.



A Limited Liability Holding Company
 101 RJ Corman Drive • PO Box 788 • Nicholasville, KY 40340-0788
 (859) 881-7521 • Fax: (859) 885-7804 • www.rjcorman.com

June 13, 2023

RJ Corman Railroad Company / Memphis Lines

County: Logan

Location: Lewisburg Rd / KY3519

DOT#: 347 025G

MP: O149.63

Estimate for Signal Warning System & Installation

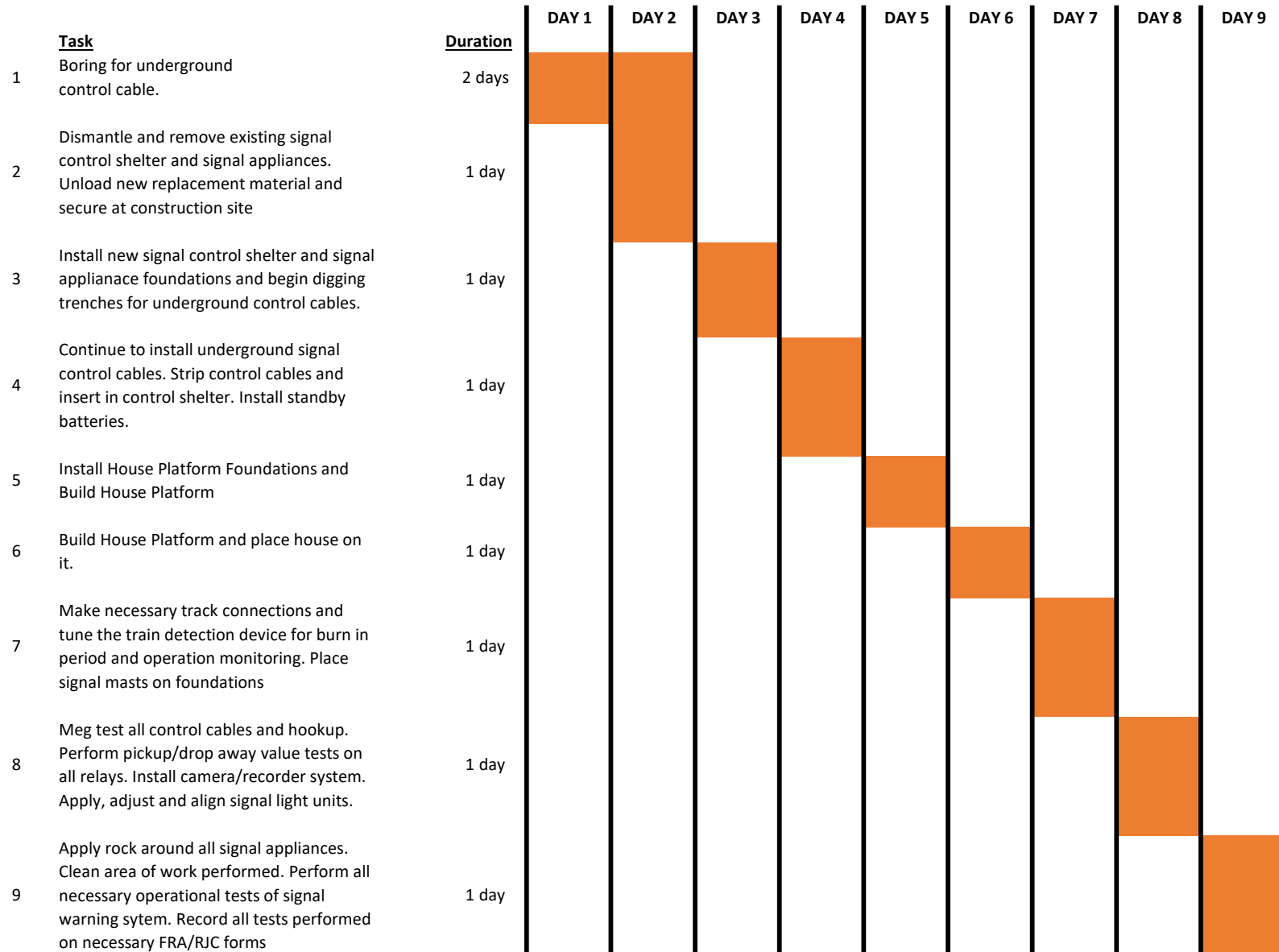
Preliminary Engineering	1	LS	\$ 2,585.00
Engineering	1	LS	\$ 5,200.00
Wiring Shop	1	LS	\$ 8,300.00
Material	1	LS	\$ 164,066.21
Freight	1	LS	\$ 4,500.00
Power Service Upgrade	1	LS	\$ 7,500.00
Construction Engineering	1	LS	\$ 1,650.00
Construction	1	LS	\$ 62,705.55
Estimated Total	-	-	\$ 256,506.76
Railroad Inspector	1	LS	\$1,430.00
Project Total			\$ 257,936.76

VENDOR	SEARCH NAME	PRODUCT NAME	UOM	QTY
PTM10001-70	91000866 B	ENCLOSURE, HOUSE, 6'X6' ALUMINUM, W/ LIGP, W/O AC UNIT	ea	1
0	HOUSE DECAL	ENCLOSURE, HOUSE DECAL KIT	ea	1
PTM10001-70	R80200015PH	SHROUD ASSEMBLY 24.24 X 18.24 X 20.87 10000 BTU A/C AL REV C	ea	1
PTM10001-70	47000092	TEMPLATE WINDOW AC RETROFIT	ea	1
RJC00100-70	0	AC UNIT	ea	1
GNB10001-70	50G11	BATTERY CELL, 2V, 264 AH	ea	6
GNB10001-70	50G15	BATTERY CELL, 2V, 368 AH	ea	7
NRS10001-70	012-02-01DAX1100	BATTERY CHARGER, HF-MAX, 12V, 2 SLOT CHASSIS, 1 IPM (20A), DISPLAY	ea	1
NRS10001-70	012-02-02DAX1100	BATTERY CHARGER, HF-MAX, 12V, 2 SLOT CHASSIS, 2 IPM (40A), DISPLAY	ea	1
SIE10001-70	NYK:KIT-MIO	ELECTRONICS, MS4000, SINGLE TRK REDUNANT, SSCIIA 40A KIT	ea	1
TCR10001-70	SO1670090	SYSTEM OVERRIDE SWITCH	ea	1
AIR10011-70	XING-TYP-BUS	WAGO, PREBUILT TERMINAL BLOCK KIT, XING TYPICAL BUS (WAGO PN: 60508055)	ea	1
AIR10011-70	GATE-HEATER-BUS	WAGO, PREBUILT TERMINAL BLOCK KIT, GATE HEATER BUS (WAGO PN: 60508057)	ea	1
SIE10001-70	029602-4X	RESISTOR, ADJUSTABLE, 0.136-1.300 OHM, 3.40A, PORCELAIN	ea	2
SIE10001-70	NYK:023275-15X	AAR, TERMINAL BLOCK, 4-POST THRU HOLE / 3T-LIGP	ea	42
SIE10001-70	023275-2	TERMINAL INSULATION BLOCK, BAKELIGHT, 1X6	ea	7
LWI10001-70	9A2230	AAR, TERMINAL BLOCK, 1" CENTERS, 1X12, WITH FLAT NUT AND WASHER ONLY	ea	2
LWI10001-70	9A2233	AAR, TERMINAL BLOCK, 2-3/8" CENTERS, 1X2, WITH NUT AND WASHER ONLY	ea	5
LWI10001-70	9A2231	AAR, TERMINAL BLOCK, 1" CENTERS, 2X6, WITH NUT AND WASHER ONLY	ea	4
LWI10001-70	9A2205	AAR, CONNECTOR, TEST LINK, STRAIGHT, 1"	ea	4
LWI10001-70	9A2211	AAR, CONNECTOR, TEST LINK, STRAIGHT, 2-3/8"	ea	1
LWI10001-70	9A2201	AAR, CONNECTOR, FLAT STRAP, 2-3/8" CENTER, 2 HOLE	ea	2
LWI10001-70	9A2200	AAR, 1" CENTER STRAP	ea	35
SIE10001-70	024620-43X	AAR, CONNECTOR, TEST LINK, 3-POST	ea	30
SIE10001-70	4000-44585-001X	AAR, ARRESTOR, HD CLEARVIEW	ea	42
SIE10001-70	4000-44700-0000	AAR, EQUALIZER, BASIC, CLEARVIEW, 44700-0000 (W/O HDW)	ea	15
CED10007-70	HBL2621	PLUG, TWIST LOCK, L6-30P - 30A, 250V, 3-WIRE	ea	2
CED10007-70	10/3 SOOW	WIRE, SOOW, 600V, BLACK, #10, 3 CONDUCTOR	ea	20
CED10007-70	#6 THHN STR GREEN	WIRE, THHN, #6, 19 STRANDED, GREEN	ft	75
ECK10002-70	151-12-1201	WIRE, CASE, #6, 600V, 19 STRAND, OKOLON - (TS-CPE), OKONITE - PN (151-12-1201)	ft	1,000
ECK10002-70	152-11-3038	WIRE, CASE, #10, 600V, 19 STRAND, TC BLUE, OKONITE - PN (152-11-3038)	ea	1,500
ECK10002-70	152-11-3002	WIRE, CASE, #16, 600V, 19 STRAND, TC BLUE, OKONITE - PN (151-12-9111)	ft	1,500
LWI10001-70	9A2208	AAR, NUT TEST GOLD #14-24	ea	65
ALS10001-70	33004-000/013986-000	AAR, NUT, INSULATED	ea	8
LWI10001-70	9A2202	AAR, NUT, CLAMP, #14-24 HEX	ea	750
LWI10001-70	9A2204	AAR, NUT, BINDING, BRASS, #14-24	ea	350
LWI10001-70	9A2203	AAR, WASHER, BEVELED, FLAT, 1/4" STUD	ea	750
ALL10052-70	2903676	RELAY, PHOENIX, REL-IR4/LDP- 12DC/4X21, 3PDT, 12V DC, 6A, (BASE 70-1000-A3833)	ea	2
ALL10052-70	2900934	RELAY BASE, PHOENIX, RIF-2-BPT/4X21, RELAY SOCKET FOR 12V DC RELAY (RELAY 70-1000-A3832)	ea	2
MOU10012-70	2903276	RELAY, PHOENIX, RIF-4-RPT-LV-230AC/3X21, 3PDT, 250V AC, 10A, BASE INCLUDED	ea	1
ALL10052-70	2903277	RELAY, PHOENIX, RIF-4-RPT-LV-120AC/3X21, 3PDT, 120V AC, 8A, BASE INCLUDED	ea	1
0	SHOP_SUPPLIES	MISC. SHOP SUPPLIES FOR A 6X6 HOUSE	ea	1
ECK10002-70	206-11-6247	CABLE, UNDERGROUND, 7/C #6, ARMORED SIGNAL CABLES – OKONITE – PN 206-11-6247	ea	350
ECK10002-70	206-11-6892	CABLE, UNDERGROUND, 12/C #14, ARMORED SIGNAL CABLES – OKONITE – PN 206-11-6892	ea	350

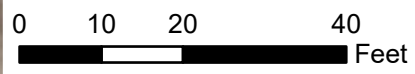
VENDOR	SEARCH NAME	PRODUCT NAME	UOM	QTY
ECK10002-70	150-12-3933	CABLE, UNDERGROUND, TRACK, 2/C #6, 600V, OKOLENE DUPLEX - RED/BLACK, OKONITE - PN (150-12-3933)	ea	300
ECK10002-70	206-11-6130	CABLE, UNDERGROUND, 3/C #2 - W/ #6 GRND, ARMORED SIGNAL CABLES - OKONITE - PN 206-11-6130	ea	200
CED10007-70	SW-BG-SOL6	WIRE, BARE, #6, SOLID	ft	150
ERI10002-70	615880	GROUNDING, ROD, 5/8" X 8'	ea	7
ERI10002-70	SBNT1161G	GROUNDING, ONE SHOT, 5/8" GROUND ROD, TYPE NT, 3 HOLE - 2 TO 1 STYLE, #6/#8 SOLID OR #8 STRANDED CABLE	ea	7
ZOR10001-70	111BC	TRACK CONNECTION, FLOWER POT, 10" W X 12" H	ea	2
SUP10003-70	810-083004-070	HOSE, RUBBER, 5/8", RED	ea	100
SUP10003-70	HOSE, RUBBER, BLACK	HOSE, RUBBER, 5/8", BLACK	ea	100
ERI10002-70	SBS8LINSORG	WIRE, BONDSTRAND, INSULATED 0.063", ORANGE, 500 FT	ft	250
LWI10001-70	BA2367	GROUNDING, SLEEVE, REDUCING, 3/16", #6, TINNED	ea	5
LWI10001-70	CA1760	Heat Shrink Tubing 6"L x .8" ID	ea	5
ERI10002-70	SBTBBU4A	GROUNDING, BOOTLEG, W/COUPLER	ea	75
LWI10001-70	CA1765	STAPLE 2IN X 1 1/16IN COPPERWELD CUT PKG 100/ 7/8" x 2" STAPLES FOR RED HOSE	ea	50
ERI10002-70	A248B	RAIL CLIP, (1) 3/8 PERPENDICULAR	BX	15
SIE10001-70	6000-62775-3497	SHUNT, NARROW BAND, MULTI-FREQUENCY, ERICO BONDSTRAND, 348 - 970HZ	ea	2
ERI10002-70	SB20136	RAIL JOINT HEAD BOND, SINGLE, 3/16" BONDSTRAND, 7-1/2" BOND LENGTH	ea	20
ERI10002-70	SBTBT21C	GROUNDING, WELDER, 3/16 & 1 TAB,T21	ea	1
LWI10001-70	ZB1772	DUCT SEAL, 5LB BAG	ea	1
CED10007-70	561185	TAPE, SCOTCH® SUPER 33+ VINYL ELECTRICAL, 3/4x66FT	ea	1
CED10007-70	70112980	TAPE, SCOTCH® LINERLESS RUBBER SPLICING, 3/4x30FT	ea	1
SIE10001-70	030399-16X	PADLOCK, HEXAGON	ea	5
ERI10002-70	SBTBT6A	HEAD BOND WELDER, ONE PIECE, 3/16" X 6.5 TAB	ea	1
DIX10003-70	DA-10807	FOUNDATION, HELICAL, DIXIE, 10" X 7', BOLTS INCLUDED	ea	2
NAT10011-70	S-AAR-5-105-CN1	SIGN, BRACKET, ASSY, NEG, 5" AAR BRACKET MOUNTNTING KIT W/ 10.5" EXTENSION BRACKET	ea	2
NAT10011-70	S-AAR-5-105-CN2	SIGN, BRACKET, ASSY, NEG, CROSSBUCK SIGN BRACKET KIT	ea	2
BOAIMP00-70	RJC-ENS-1	SIGNS, CROSSING, EMERGENCY NOTIFICATION, 9"x12", HI-INTENSITY	ea	2
NAT10011-70	S-R15-1-DB-DF	SIGN, CROSSBUCK, NEG, DOUBLE FACE - HIP - "RAILROAD CROSSING"	ea	2
WES10011-70	2149-A-112-E	MAST, JUNCTION BOX BASE, WCH, ALUMINUM, 5", DOUBLE JUNCTION, 48 TERMINALS	ea	2
WES10011-70	715-24-3	MAST, ALUMINUM, WCH, 5", 16', FOR DOUBLE JCT BASE	ea	2
WES10011-70	3597-131-H-MI	GATE MECHANISM, WCH, 3597-131, 110V AC HEATER, CONDUIT, FITTINGS, MOUNTING HARDWARE	ea	2
WES10011-70	3565-396	GATE MECHANISM, WCH, SUPPORT BRACKET (ENABLE MECHANISM ROTATION ON MAST)	ea	2
WES10011-70	975-0804-5-1	FLASHING LIGHTS, 2-WAY, GATE CONFIG, 24" BACKGROUND, NO INSERTS	ea	2
MIL10006-70	3010-500-04	FLASHING LIGHT SIGNAL, MILLER, LED INSERT, 12"	ea	10
NAT10011-70	NEG-191036	High Wind Bracket	ea	2
NAT10011-70	385102GS2W90	GATE GUARD, TWO-WAY GATE GUARD WITH MOUNTING KIT D-1074	ea	2
WES10011-70	110-A-8	PINNACLE, ALUMINUM, WCH, 5 IN	ea	1
WES10011-70	CTWT-AL-32	GATE MECHANISM, WCH, COUNTERWEIGHT KIT, FOR 32 FT GATE	ea	2
WES10011-70	0777-CFR	BELL, CROSSING, ALUMINUM, WCH, 4" OR 5" MOUNT	ea	1
ECK10002-70	152-11-3039	WIRE, TRACK, #10, 600V, 19 STRANDED, DUPLEX, TC BLUE, OKONITE - PN (152-11-3039)	ea	600
NEW10018-70	EYE, AMP, 320569	EYELET, INSULATED, RING TONGUE, #10-#12 WIRE, 1/4" STUD, PIDG/YELLOW, 320569	ea	60
LWI10001-70	9A2208	AAR, NUT TEST GOLD #14-24	ea	48
LWI10001-70	9A2205-7	AAR, CONNECTOR, TEST LINK, OFFSET, 1"	ea	48
LWI10001-70	9A2204	AAR, NUT, BINDING, BRASS, #14-24	ea	150
LWI10001-70	9A2202	AAR, NUT, CLAMP, #14-24 HEX	ea	150

VENDOR	SEARCH NAME	PRODUCT NAME	UOM	QTY
LWI10001-70	9A2203	AAR, WASHER, BEVELED, FLAT, 1/4" STUD	ea	300
TCR10001-70	41700-01	Gate Mech Platform	ea	2
RAI10017-70	9298-1120G	GATE ARM LIGHT, REC, LED EZ GATE LAMP KIT, 9298-1120G	ea	2
NAT10011-70	NEG-8003HV-32S2	GATE ARM, NEG, ALUMINUM/FIBERGLASS, HI-INTENSITY, 16 FT - 32 FT ADJ., W/ 2 FT SLEEVE	ea	2
PRE10028-70	400999-T08734	SHUNT, COVER W/ LAG BOLTS, 19 X 19	ea	6
TCR10001-70	300306-LINE-7	FLASHING LIGHT, TCR, JURY ARM, STANDOFF	ea	1
TCR10001-70	300306-LINE-8	FLASHING LIGHT, ASSY, TCR, 1-WAY	ea	1

Project Timeline - Signal Warning System Installation



**RJCM
MP D149.63
DOT # 347025G
KY 3519 / Lewisburg Rd
Lewisburg, Kentucky
Logan County**



REPORT PROBLEM
OR EMERGENCY
1-877-533-6913
X-ING 347025G
RJ Corman 0149.6













**COMMONWEALTH OF KENTUCKY
TRANSPORTATION CABINET**

Andy Beshear
GOVERNOR

Department of Highways, District 3 Office
900 Morgantown Road
Bowling Green, KY 42101
270-746-7898

Jim Gray
SECRETARY

June 13, 2023

SUBJECT: Proposed Railroad Crossing Improvement Project – KY 3519 Lewisburg Road (DOT# 347 025G)

To Whom It May Concern,

KYTC District 3 has been contacted by R.J. Corman Railroad Company regarding a potential railroad crossing improvement project on the subject route in Logan County. The approximate coordinates for this crossing location are (36.917690, -86.935379), and the crossing ID is # 347 025G.

If there are any questions regarding this letter, please do not hesitate to contact this office at 270-746-7898.

Sincerely,

A handwritten signature in blue ink that reads "Sarah B Payton".

Sarah B Payton, P.E.
502-764-2085
D3 Permit Section Supervisor



A Limited Liability Holding Company
101 RJ Corman Drive • PO Box 788 • Nicholasville, KY 40340-0788
(859) 881-7521 • Fax: (859) 885-7804 • www.rjcorman.com

June 14, 2023

The Honorable Jim Gray, Secretary
Transportation Cabinet
Commonwealth of Kentucky
200 Mero Street
Frankfort, KY 40601

Dear Secretary Gray:

R.J. Corman Railroad Company / Memphis Line is requesting the granting of a Public Interest Finding for the KRCI crossing improvement project based on the following factors:

- As has been demonstrated on other projects, R.J. Corman has the capabilities and the pertinent experience to perform all the aspects of the project on the track that we own, operate, and maintain.
- Further, R.J. Corman has adequate staffing, equipment, and access to materials to perform the construction of all the elements of this project.
- R.J. Corman has been constructing and maintaining railroad tracks and systems as well as performing other aspects of construction activities for over fifty years.
- R.J. Corman can construct the project using an existing continuing contract, making the project more cost effective.
- Finally, R.J. Corman has the experience and knowledge to provide supporting documentation required by KYTC in an organized and efficient manner to support force account.

It is our belief that it is in the best interest of the public that R.J. Corman perform the work on this project with the consideration that Kentucky's requirements are met.

Sincerely,

Raymond Goss
President, RJ Corman Railroad Company