

**COMMONWEALTH OF KENTUCKY
TRANSPORTATION CABINET
FRANKFORT, KY 40622**

MANUAL TITLE: Materials Field Sampling & Testing Manual

REVISION NO.: 1

DATE OF UPDATE: July 16, 2009

REPRINT: _____

REQUESTED BY: Brad Webb

NEW: _____

REVISED POLICY

CHAPTER/ SECTION	EXPLANATION	OLD PAGES TO BE DELETED	NEW PAGES TO BE ADDED
MFS-00, 1200	The purpose of this printing is to include the revised policy "Materials Requiring IAS" in the <i>Materials Sampling & Testing Manual</i> . This printing also includes updated indexes.	MFS-01 1203	MFS-01 1203
BW			

MATERIALS FIELD SAMPLING AND TESTING MANUAL



ISSUED BY

**COMMONWEALTH OF KENTUCKY
TRANSPORTATION CABINET
DEPARTMENT OF HIGHWAYS**

**DIVISION OF MATERIALS
FRANKFORT, KENTUCKY**

June 2008



TRANSPORTATION CABINET

Frankfort, Kentucky 40622
www.kentucky.gov

Steven L. Beshear
Governor

Joseph W. Prather
Secretary

OFFICE OF THE SECRETARY 104777
OFFICIAL ORDER


SUBJECT: *Materials Field Sampling and Testing Manual*

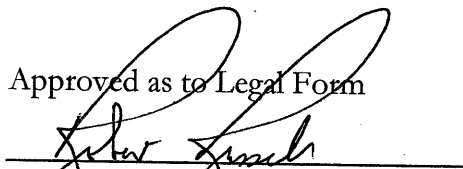
This manual has been prepared to provide information and guidance to personnel of the Kentucky Transportation Cabinet. Its purpose is to establish uniformity in the interpretation and administration of laws, regulations, policies, and procedures applicable to the operations and services of the Division of Materials and its relationship with other units of the Cabinet.

The policies and procedures set forth herein are hereby approved and declared effective unless officially changed.


All previous instructions, written and oral, relative to or in conflict with this manual are hereby superseded.

Signed and approved this 10th day of June 2008.


Joseph Prather
Secretary

Approved as to Legal Form

Office of Legal Services



 <p>MATERIALS FIELD SAMPLING</p>	<p><i>Chapter</i></p> <p>INDEXES</p>
	<p><i>Subject</i></p> <p>Table of Contents</p>

00	INDEXES	
01	Table of Contents	07/09
02	Alphabetical Index	06/08
100	INTRODUCTION	
101	Design of This Guidance Manual	06/08
102	Purpose & Scope	06/08
103	Acceptance Requirements for Materials & Products	06/08
200	AGGREGATE	
201	General Notes	06/08
202	Agricultural Limestone	06/08
203	Asphalt Mix Aggregates	06/08
204	Roadway & Aggregate Blends for Polish-Resistant Applications	06/08
205	Base Aggregates	06/08
206	Erosion Control Aggregates	06/08
207	Concrete Aggregates for Pavement or Base	06/08
208	Concrete Aggregates for Structural & Incidental Use	06/08
209	Concrete Pipe Aggregate	06/08
210	Aggregate for Concrete Precast Products	06/08
211	Aggregate for Concrete Prestressed Products	06/08
212	Epoxy-Sand Slurry Mixtures & Epoxy Seal Coats	06/08
213	Free-Draining Bedding & Backfill	06/08
214	Granular Embankment	06/08
215	Masonry Stone	06/08
216	Mortar Sand	06/08
217	Pipe Bedding & Sand for Blotter	06/08
218	Rock Drainage Blanket, Structure Granular Backfill, & Reinforced Fill Materials	06/08
219	Sand Drainage Blanket	06/08
220	Seal Coat Aggregate	06/08
221	Traffic Bound Uses	06/08
222	Underdrain & Lateral Drain Aggregates	06/08
223	Untreated Drainage Blanket	06/08


300	ASPHALT MIXTURES	
301	General Notes	06/08
302	Superpave Mixtures	06/08
303	Specialty Mixtures	06/08
400	CEMENT	
401	General Notes	06/08
402	Cement, Portland (All Types)	06/08
403	Curing Compound (All Types)	06/08
404	Fly Ash (Concrete/Base Stabilization)	06/08
405	Ground Granulated Blast Furnace Slag (GGBFS)	06/08
406	Microsilica	06/08
407	Masonry Units (Concrete Brick, Concrete Block, & Clay Brick)	06/08
408	Masonry Coating	06/08
409	Concrete Patching Material (Rapid, Very Rapid, Overhead, & Vertical)	06/08
410	Non-Shrink Grout	06/08
500	CHEMISTRY	
501	General Notes	06/08
502	Adhesive for Raised Pavement Markers	06/08
503	C881 Epoxy	06/08
504	Chemical Deicers	06/08
505	Delineators	06/08
506	Extruded Thermoplastic	06/08
507	Flashing Arrow Board	06/08
508	Flexible Delineator Post	06/08
509	Glass Beads	06/08
510	Herbicide (2, 4-D)	06/08
511	Latex	06/08
512	M200 Sand Slurry	06/08
513	Object Marker	06/08
514	Permanent Tape	06/08
515	Permanent Traffic Paint	06/08
516	Preformed Thermoplastic	06/08
517	Raised Pavement Markers	06/08
518	Reinforcing Bar Grout Adhesives	06/08
519	Sign Sheeting	06/08
520	Snap-Back Tubular Delineator	06/08
521	Structural Adhesives with Extended Contact Time	06/08
522	Structural Steel Coatings	06/08
523	Temporary Tape	06/08
524	Temporary Traffic Paint	06/08
525	Variable Message Signs	06/08
526	Water	06/08

600	CONCRETE	
601	General Notes	06/08
602	Precast: Structural	06/08
603	Precast: Non-Structural	06/08
604	Precast: Other	06/08
605	Concrete Overlays (Waterproofing: Latex or Low Slump)	06/08
606	Concrete (A, AMOD, AA, AAHPC, AAA, B, D, DMOD, M, P24/48/72)	06/08
607	Concrete (P)	06/08
608	Prestress	06/08
609	Flowable Fill	06/08
610	Concrete Pipe (RCP)	06/08
611	Elastomeric Bearing Pads	06/08
612	Manhole Steps	06/08
613	Detectable Sidewalk Warning Pavers (Concrete)	06/08
614	Concrete Admixtures (Type A, C, D, E, F, G, & Corrosion Inhibitors)	06/08
700	GEOTECHNICAL	
701	General Notes	06/08
702	Borrow	06/08
703	Embankments	06/08
704	Chemically Stabilized Subgrades	06/08
705	Subgrades	06/08
706	Topsoil	06/08
800	LIQUID ASPHALT	
801	General Notes	06/08
802	Asphalt Curing Seal (RS-2, SS-1h, & SS-1)	06/08
803	Asphalt Mastic	06/08
804	Asphalt Mop Coat (Waterproofing: Type A)	06/08
805	Asphalt Seal Coat (HFRS-2 & RS-2)	06/08
806	Butyl Rubber Sealants	06/08
807	Emulsified Asphalts (Non-Polymer)	06/08
808	Fiberglass Asphalt Waterproofing Membrane (One-Step Membrane)	06/08
809	Hot-Poured Elastic Joint Sealers	06/08
810	Layered, Fiber-Reinforced Waterproofing Membrane	06/08
811	Liquid Asphalt for Cold-Patching Mixtures (AE-200)	06/08
812	Liquid Asphalt for Cold-Patching Mixtures (KP-4 & KP-6)	06/08
813	Longitudinal Joint Adhesive (Pavement Joint Adhesive, Joint Adhesive)	06/08
814	Performance-Graded (PG) Binders	06/08
815	Polymer Asphalt Emulsions (CRS-2P)	06/08
816	Prefomed Compression Joint Sealers (Neoprene)	06/08
817	Prefomed Expansion Joint Strip Seals (Neoprene)	06/08
818	Rubber Gaskets	06/08
819	Silicone Rubber Sealant (One Component, Non-Sag, & Self-Leveling)	06/08
820	Silicone Rubber Sealant (Two Component, Rapid Cure)	06/08
821	Traffic Loop Encapsulant	06/08

900	PHYSICAL	
901	General Notes	06/08
902	Bolts (A325), Nuts, & Washers (for Bridges)	06/08
903	Coated Tie Wire, Chairs, & Bolsters	06/08
904	Corrugated Metal Pipe & Slotted Drain Pipe	06/08
905	Dowels, Plain (for Pier Caps)	06/08
906	Dowels, Plain (Pavement, Coated)	06/08
907	Deformed Tie Bars & Dowels	06/08
908	Fabric Wrapped Backfill Drains	06/08
909	Fencing Materials	06/08
910	Gabions & Mattress Units	06/08
911	Gabion Interlocking Fasteners	06/08
912	Geotextiles	06/08
913	Gray Iron Castings, AASHTO M105 or M306	06/08
914	Guardrail & Temporary Guardrail	06/08
915	Strand (Pre- & Post-Tensioning)	06/08
916	Hook Bolts for PCC Pavement (Coated)	06/08
917	Load Transfer Assemblies	06/08
918	Manhole Adjusting Rings	06/08
919	Pile Points	06/08
920	Corrugated HDPE Pipe M252 (Underdrains, Edge Drains, Etc.)	06/08
921	Corrugated HDPE Pipe M294 (Type S) for Entrances, Cross Drains, Storm Sewers, & Culverts	06/08
922	PVC Pipe (Drainage Pipe)	06/08
923	Posts, Sign (Types I & II)	06/08
924	Wire, Steel (Reinforcement)	06/08
925	Wire, Steel, Welded Fabric (Pavement Protection, Paved Ditches, Retaining Walls, Etc.)	06/08
926	Posts, Metal Sign (Structural Shapes)	06/08
927	Preformed Expansion Joint Fillers—Sponge Rubber Type I, Cork Type II, Self Expanding Cork Type III (AASHTO M153)	06/08
928	Preformed Expansion Joint Fillers—Bituminized Fiber (AASHTO M213)	06/08
929	Reinforcing Strips (for Reinforced Earth Walls)	06/08
930	Reinforcing Steel, Epoxy Coated	06/08
931	Reinforcing Steel, Uncoated	06/08
932	Reinforcing Steel Splices, Welded or Mechanical	06/08
933	Cable Barriers	06/08
934	Welder, Shielded Metal Arc	06/08
935	Wire, Steel, Welded Fabric (Concrete Pipe & Precast Products)	06/08
936	Timber, Untreated Posts & Lumber	06/08
937	Timber, Treated (Posts, Poles, Piling, Structural Timber, Offset Blocks, Etc.)	06/08
938	Structural Steel (Frames, Grates, Lids, ASTM A-36)	06/08
939	Stay-in-Place Forms	06/08

1000	CONSTRUCTION	
1001	General Notes	06/08
1002	Fertilizer.....	06/08
1003	Lime.....	06/08
1004	Mulch.....	06/08
1005	Rolled Erosion Control	06/08
1006	Straw	06/08
1007	Structural Plate for Armored Edge and Pipes, & Pipe Arches.....	06/08
1008	Substrate for Sign Sheeting	06/08
1009	Handrail, Metal, Types B & C	06/08
1010	Lighting Fixtures	06/08
1011	Interior/Exterior Building Paint.....	06/08
1012	Ash Trays, Asphalt Shingles, Blower & Motor Drive, Carpet, Fans, Etc.....	06/08
1013	Sealers	06/08
1014	Doors.....	06/08
1015	Windows.....	06/08
1016	Wiring Devices	06/08
1017	Hardware.....	06/08
1018	Hollow Metal.....	06/08
1019	Ceramic Tile & Adhesives	06/08
1020	Dielectric Coupling, Floor Drain, Clean Out & Air Chamber, Etc.....	06/08
1021	Caulking, Mortar & Related Components, and Pipe & Fittings (Cast Iron, Copper, & Transite)	06/08
1022	Sod (Kentucky Bluegrass or Tall Fescue)	06/08
1023	Seed, Wildflower	06/08
1024	Seed, Temporary.....	06/08
1025	Seed, Permanent (Grasses, Native Grasses, Legumes)	06/08
1026	Utility Appurtenances (Permanent & Temporary).....	06/08
1027	Silt Trap Type "C" Bags.....	06/08
1028	Silt Fence	06/08
1029	Ductile, Cast Iron, or Encasement Pipe and Fittings.....	06/08
1100	ELECTRICAL	
1101	General Notes	06/08
1102	Wiring & Conduit (Ducted & Messenger Cable)	06/08
1200	INDEPENDENT ASSURANCE SAMPLING	
1201	General Notes	06/08
1202	Identifying IAS Contracts.....	06/08
1203	Materials Requiring IAS.....	07/09



 <p>MATERIALS FIELD SAMPLING</p>	<p><i>Chapter</i></p> <p>INDEXES</p>
	<p><i>Subject</i></p> <p>Alphabetical Index</p>

A

AASHTO M105 Gray Iron Castings913

AASHTO M153 Self Expanding Cork Type III
Preformed Joint Filler927

AASHTO M213 Bituminized Fiber Preformed
Expansion Joint Fillers.....928

AASHTO M306 Gray Iron Castings913

Adhesive for Raised Pavement Markers.....502

Adhesive, Longitudinal Joint813

Adhesive, Reinforcing Bar Grout518

Adhesive, Structural with Extended Contact
Time521

Adjusting Rings, Manhole918

AE-200 Liquid Asphalt for Cold Patching
Mixtures811

Admixtures, Concrete.....614

Aggregate Blends.....204

Aggregate for Concrete Precast Products210

Aggregate for Concrete Prestressed
Products.....211

Aggregate for Traffic Bound Uses.....221

Aggregate, Concrete Pipe.....209

Aggregate, Seal Coat.....220

Aggregates, Asphalt Mix203

Aggregates, Base.....205

Aggregates, Concrete for Pavement Base ...207

Aggregates, Concrete for Structural or
Incidental Use208

Aggregates, Erosion Control.....206

Aggregates, Lateral Drain222

Aggregates, Underdrain222

Agricultural Limestone.....202

Arc Welder, Shielded Metal.....934

Arches, Pipe.....1007

Arches, see Precast: Structural602

Armored Edge Structural Plate1007

Arrow Board, Flashing.....507

Ash Trays1012

Asphalt Curing Seal (RS-2, SS-1H &
SS-1).....802

Asphalt Emulsions, Polymer815

Asphalt for Incidental or Temporary Applications,
see Specialty Asphalt Mixtures303

Asphalt for Maintenance (Price Contract), see
Specialty Asphalt Mixtures303

Asphalt for Trenching, see Specialty Asphalt
Mixtures303

Asphalt Mastic.....803

Asphalt Mix Aggregates.....203

Asphalt Mixture for Pavement Wedge, see
Specialty Asphalt Mixtures303

Asphalt Mixtures302

Asphalt Mop Coat (Waterproofing, Type A)...804

Asphalt Seal Coat (HFRS-2, RS-2)805

Asphalt Shingles1012

Asphalt Waterproofing Membrane,
Fiberglass808

Asphalt Wedge Curb, see Specialty Asphalt
Mixtures303

Asphalt-Treated Drainage Blanket, see
Specialty Asphalt Mixtures303

Assemblies, Load Transfer917

ASTM A-36 Structural Steel.....938

B

Backfill Drains, Fabric Wrapped908

Backfill, Free Draining.....213

Backfill, Structure Granular.....218

Barrier Wall Delineator.....505

Barrier, Cable.....933

Base Aggregates205

Base Concrete Aggregates.....207

Base Failure Repair, see Specialty Asphalt
Mixtures303

Baseboard Heaters.....1012

Bearing Pads, Elastomeric611

Bedding, Free Draining.....213

Bedding, Pipe for Blotter.....217

Binders, Performance Graded.....814

B (cont.)

Bituminized Fiber Preformed Expansion Joint Fillers.....	928
Blower & Motor Drive.....	1012
Bolsters, Coated.....	903
Bolts (A 325), Nuts & Washers (for Bridges).....	902
Borrow.....	702
Box Culverts, see Precast: Structural.....	602
Bridge Paint, see Structural Steel Coatings.....	522
Butyl Rubber Sealants.....	806

C

C881 Epoxy.....	503
Cable Barriers.....	933
Cables, see Utility Appurtenances.....	1026
Calcium Chloride, see Chemical Deicers.....	504
Carpet.....	1012
Cast Iron, Ductile or Encasement Pipe & Fittings.....	1029
Castings, Gray Iron.....	913
Caulking.....	1021
Cement, Portland (All Types).....	402
Ceramic Tile & Adhesives.....	1019
Chairs, Coated.....	903
Channel Lining, see Erosion Control Aggregates.....	206
Chemical Deicers.....	504
Chemically Stabilized Subgrades.....	704
Class A Concrete.....	606
Class A Modified Concrete.....	606
Class AA Concrete.....	606
Class AAA Concrete.....	606
Class AAAHPC Concrete.....	606
Class B Concrete.....	606
Class D Concrete.....	606
Class D Modified Concrete.....	606
Class M Concrete.....	606
Class P Concrete 24 hour.....	606
Class P Concrete 48 hour.....	606
Class P Concrete 72 hour.....	606
Clay Brick, see Masonry Units.....	407
Clean Out & Air Chamber.....	1020
Coated Hook Bolts for PCC Pavement.....	916
Coated Tie Wire, Chairs, & Bolsters.....	903
Coating, Masonry.....	408
Coatings, Structural Steel.....	522
Cold Patching Mixtures, Liquid Asphalt, AE-200.....	811
Cold Patching Mixtures, Liquid Asphalt, KP-4 & KP-6.....	812
Compression Joint Sealers, Preformed.....	816

Concrete (A, A Mod, AA, AAAHPC, AAA, B, D, D Mod, M, P 24/48/72).....	606
Concrete (P).....	607
Concrete Admixtures (Type A, C, D, E, F, G, & Corrosion Inhibitors).....	614
Concrete Aggregates for Pavement or Base.....	207
Concrete Aggregates for Structural & Incidental Use.....	208
Concrete Armoring Units, see Precast: Other.....	604
Concrete Block, see Masonry Units.....	407
Concrete Brick, see Masonry Units.....	407
Concrete Detectable Sidewalk Warning Pavers.....	613
Concrete Overlays (Waterproofing--Latex or Low Slump).....	605
Concrete Patching Material (Rapid, Very Rapid, Overhead & Vertical).....	409
Concrete Pipe (RCP).....	610
Concrete Pipe Aggregate.....	209
Concrete Precast Products Aggregate.....	210
Concrete Prestress.....	608
Concrete Prestressed Products Aggregate.....	211
Conduit, Ducted & Messenger Cable.....	1102
Cork Type II Preformed Expansion Joint Filler.....	927
Corrosion Inhibitors, see Concrete Admixtures.....	614
Corrugated HDPE Pipe M252 (Underdrains, Edge Drains).....	920
Corrugated HDPE Pipe M294 (Type S) for Entrances, Cross Drains, Storm Sewers & Culverts.....	921
Corrugated Metal Pipe & Slotted Drain Pipe.....	904
Cross Drain Pipe, Corrugated HDPE M294.....	921
CRS-2P, Polymer Asphalt Emulsions.....	815
Crushed Stone Base, see Base Aggregates.....	205
CSB, see Base Aggregates.....	205
Culvert Pipe, Corrugated HDPE M294.....	921
Curing Compound (All Types).....	403
Curing Seal, Asphalt.....	802
Cyclopean Stone, see Erosion Control Aggregates.....	206

D

Deck Panels, see Precast: Structural.....	602
Deformed Tie Bars & Dowels.....	907
Deicers, Chemical.....	504
Delineator Post, Flexible.....	508
Delineator, Snap-Back Tubular.....	520
Delineators.....	505

D (cont.)	F
Dense Grade Aggregate, see Base Aggregates 205	Fabric Wrapped Backfill Drains 908
Detectable Sidewalk Warning Pavers (Concrete)..... 613	Fans 1012
DGA, see Base Aggregates 205	Fasteners, Interlocking Gabion..... 911
Dielectric Coupling (Construction) 1020	Fencing Materials..... 909
Doors..... 1014	Fertilizer 1002
Dowels, Plain (for Pier Caps)..... 905	Fiberglass Asphalt Waterproofing Membrane (One-Step Membrane) 808
Dowels, Plain (Pavement, Coated) 906	Fiber-Reinforced Waterproofing Membrane, Layered 810
Dowels: Deformed Tie Bars 907	Fill, Flowable 609
Drainage Blanket, Asphalt Treated 303	Fill, Reinforced Materials 218
Drainage Blanket, Rock 218	Fittings for Ductile, Cast Iron, or Encasement Pipe 1029
Drainage Blanket, Sand 219	Flashing Arrow Board 507
Drainage Blanket, Untreated..... 223	Flexible Delineator Post..... 508
Drainage Pipe, PVC 922	Floor Drain 1020
Drains, Fabric Wrapped Backfill..... 908	Flowable Fill 609
Ducted Wiring & Conduit..... 1102	Fly Ash (Concrete/Base Stabilization) 404
Ductile, Cast Iron or Encasement Pipe & Fittings..... 1029	Forms, Stay-in-Place 939
Dumped Stone, see Erosion Control Aggregates 206	Fountain Display 1012
	Frames, Structural Steel 938
	Free-Draining Bedding & Backfill..... 213
E	G
Earth Wall Reinforcing Strips 929	Gabion Interlocking Fasteners..... 911
Edge Drains, Corrugated HDPE Pipe M252..... 920	Gabion Stone, see Erosion Control Aggregates 206
Elastic Joint Sealers, Hot Poured 809	Gabions & Mattress Units 910
Elastomeric Bearing Pads..... 611	Gas Lines, see Utility Appurtenances..... 1026
Embankment, Granular 214	Gas Meter Boxes, see Utility Appurtenances 1026
Embankments 703	Gas Valve Boxes, see Utility Appurtenances 1026
Emulsified Asphalts (Non-Polymer) 807	Gaskets, Rubber 818
Encasement, Ductile or Cast Iron Pipe & Fittings..... 1029	Geotextiles 912
Encapsulant, Traffic Loop 821	Glass Beads 509
Entrance Pipe, Corrugated HDPE M294..... 921	Glass & Related Materials 1020
Epoxy Coated Reinforcing Steel 930	Granular Embankment..... 214
Epoxy Seal Coats..... 212	Granular Backfill, Structural 218
Epoxy, C881..... 503	Grates, Structural Steel 938
Epoxy-Sand Slurry Mixtures & Epoxy Seal Coats 212	Gray Iron Castings, AASHTO M105 or M306..... 913
Erosion Control Aggregates 206	Ground Granulated Blast Furnace Slag (GGBFS)..... 405
Erosion Control, Rolled 1005	Grout Adhesive, Reinforcing Bar 518
Expansion Joint Fillers, Preformed (Bituminized Fiber, AASHTO M213)..... 928	Grout, Non-Shrink..... 410
Expansion Joint Fillers, Preformed (Sponge Rubber & Cork)..... 927	Guardrail & Temporary Guardrail 914
Extended Contact Time Structural Adhesives 521	Guardrail Delineator..... 505
Extruded Thermoplastic 506	Guardrail Posts, Metal, see Guardrail & Temporary Guardrail 914

H			
Hand Dryers	1012	Lime	1003
Handrail, Metal Types B & C	1009	Limestone, Agricultural	202
Hardware (Construction)	1017	Liquid Asphalt for Cold Patching Mixtures (AE-200)	811
Heaters (Baseboard and Water)	1012	Liquid Asphalt for Cold Patching Mixtures (KP-4, KP-6)	812
Herbicide (2,4-D)	510	Load Transfer Assemblies	917
HFRS-2, see Asphalt Seal Coat	805	Longitudinal Joint Adhesive (Pavement Joint Adhesive, Joint Adhesive)	813
Hollow Metal (Construction)	1018	Low Slump Waterproofing Concrete Overlay	605
Hook Bolts for PCC Pavement (Coated)	916		
Hose & Hose Rack	1020	M	
Hot-Poured Elastic Joint Sealers	809	M105 (AASHTO) Gray Iron Castings	913
I		M153 (AASHTO) Self Expanding Cork Type III Preformed Joint Filler	927
IAS Contracts	1202	M200 Sand Slurry	512
IAS Materials	1203	M213 (AASHTO) Bituminized Fiber Preformed Expansion Joint Fillers	928
Incidental Use Concrete Aggregates	208	M306 (AASHTO) Gray Iron Castings	913
Insulation	1020	Manhole Adjusting Rings	918
Interlocking Fasteners, Gabion	911	Manhole Steps	612
J		Marker, Object	513
Joint Adhesive, see Longitudinal Joint Adhesive	813	Marker, Raised Pavement	517
Joint Fillers, Preformed Expansion (Bituminized Fiber, AASHTO M213)	928	Markers, Right-of-Way, see Precast: Other... ..	604
Joint Fillers, Preformed Expansion (Sponge Rubber & Cork)	927	Masonry Coating	408
Joint Sealers, Elastic, Hot-Poured	809	Masonry Stone	215
Joint Sealers, Preformed Compression, Neoprene	816	Masonry Units (Concrete Brick, Concrete Block, Clay Brick)	407
Joint Strip Seals, Preformed Expansion, Neoprene	817	Mastic, Asphalt	803
K		Matting, see Rolled Erosion Control	1005
KP-4, Liquid Asphalt for Cold Patching Mixtures	812	Mattress Units	910
KP-6, Liquid Asphalt for Cold Patching Mixtures	812	Mechanical Reinforcing Steel Splices	932
L		Messenger Cable Wiring & Conduit	1102
Lateral Drain Aggregates	222	Metal Arc, Shielded Metal	934
Latex	511	Metal End Sections, see Guardrail & Temporary Guardrail	914
Latex Waterproofing Concrete Overlay	605	Metal Fence Posts, see Fencing Materials	909
Layered, Fiber-Reinforced Waterproofing Membrane	810	Metal Guardrail Posts, see Guardrail & Temporary Guardrail	914
Leveling and Wedging, see Specialty Asphalt Mixtures	303	Metal Pipe, Corrugated	904
Lids, Structural Steel	938	Metal Sign Posts (Structural Shapes)	926
Light Standards, see Utility Appurtenances ..	1026	Metal, Handrail, Types B & C	1009
Lighting Controls (Construction)	1012	Microsilica	406
Lighting Fixtures (Construction)	1010	Mirrors	1012
		Mop Coat, Asphalt, Type A	804
		Mortar & Related Components	1021
		Mortar Sand	216
		Mountable Median, see Specialty Asphalt Mixtures	303
		Mulch	1004

N

Neoprene Joint Sealers, Preformed Compression.....	816
Neoprene Joint Strip Seals, Preformed Expansion	817
Netting, see Rolled Erosion Control.....	1005
Non-Polymer Emulsified Asphalts.....	807
Non-Sag Silicone Rubber Sealant	819
Non-Shrink Grout	410
Nuts	902

O

Object Marker.....	513
Offset Blocks, Timber, Treated	937
One-Component Silicone Rubber Sealant.....	819
One-Step Membrane, see Fiberglass Asphalt Waterproofing Membrane.....	808
Open-Graded Friction Course (OGFC), see Specialty Asphalt Mixtures	303
Overhead Concrete Patching Material.....	409
Overlays, Concrete	605

P

Paint, Bridge, see Structural Steel Coatings..	522
Paint, Interior/Exterior Building	1011
Paint, Permanent Traffic	515
Paint, Temporary Traffic.....	524
Patching Material, Concrete.....	409
Pavement Concrete Aggregates.....	207
Pavement Coated Dowels, Plain	906
Pavement Joint Adhesive, see Longitudinal Joint Adhesive	813
Pavement Markers, Raised.....	517
Pavement Marker Adhesive	502
Pavers, Detectable Sidewalk Warning (Concrete).....	613
PCC Pavement Hook Bolts (Coated).....	916
Performance Graded (PG) Binders.....	814
Permanent Seed (Grasses, Native Grasses, Legumes).....	1025
Permanent Tape	514
Permanent Traffic Paint	515
PG Binders.....	814
Pier Cap Dowels, Plain	905
Pile Points	919
Piling, Timber, Treated.....	937
Pipe Aggregate, Concrete.....	209
Pipe Arches.....	1007
Pipe Bedding & Sand for Blotter	217
Pipe Fittings (Cast Iron, Copper, & Transite) (Construction)	1021
Pipe, Corrugated HDPE M252.....	920

Pipe, Corrugated HDPE M294 (Type S).....	921
Pipe, Corrugated Metal.....	904
Pipe, PVC, Drainage.....	922
Pipe, RCP Concrete	610
Pipe, Slotted Drain.....	904
Plain Dowels (for Pier Caps).....	905
Plain Dowels (Pavement, Coated).....	906
Plaster Materials	1020
Plate for Pipes, Structural	1007
Plumbing Materials (Construction)	1012
Poles, Timber, Treated	937
Polish-Resistant Applications, Aggregate for	204
Polymer Asphalt Emulsions (CRS-2P)	815
Portland Cement.....	402
Posts, Metal Fence, see Fencing Material ...	909
Posts, Metal Guardrail, see Guardrail & Temporary Guardrail	914
Posts, Flexible Delineator	508
Posts, Metal Sign (Structural Shapes).....	926
Posts, Sign (Types I & II)	923
Posts, Timber, Treated	937
Posts, Timber, Untreated	936
Post-Tensioning Strand	915
Precast: Non-Structural	603
Precast: Other (Right-of-Way Markers, Vehicle Stops, & Concrete Armoring Units)	604
Precast: Structural (Box Culverts, Arches, Three-Sided Structures, Deck Panels, Etc.)	602
Preformed Compression Joint Sealers (Neoprene)	816
Preformed Expansion Joint Fillers (Bituminized Fiber, AASHTO M213)	928
Preformed Expansion Joint Fillers (Sponge Rubber & Cork)	927
Preformed Expansion Joint Strip Seals (Neoprene)	817
Preformed Thermoplastic	516
Prestress Concrete	608
Pre-Tensioning Strand.....	915
PVC Pipe (Drainage Pipe)	922

Q**R**

Raised Pavement Marker Adhesive	502
Raised Pavement Markers	517
Rapid Concrete Patching Material	409
Rapid Cure Silicone Rubber Sealant.....	820
RCP Concrete Pipe	610
Reinforced Fill Materials	218

R (cont.)

Reinforcement Steel Wire	924
Reinforcing Bar Grout Adhesive	518
Reinforcing Steel Splices, Welded or Mechanical.....	932
Reinforcing Steel, Epoxy Coated	930
Reinforcing Steel, Uncoated	931
Reinforcing Strips (for Reinforced Earth Walls).....	929
Rings, Manhole Adjusting	918
Right of Way Markers, see Precast: Other	604
Rip Rap, see Erosion Control Aggregates	206
Roadway Blends & Aggregate Blends	204
Roadway Fill, see Granular Embankment	214
Rock Drainage Blanket	218
Rolled Erosion Control	1005
RS-2 for use as Asphalt Curing Seal	802
RS-2 for use as Asphalt Seal Coat	805
Rubber Gaskets	818
Rubber Sealant, Silicone (One Component, Non-Sag, & Self-Leveling).....	819
Rubber Sealant, Silicone (Two Component, Rapid Cure)	820

S

Sand Asphalt Types I & II, see Specialty Asphalt Mixtures	303
Sand Drainage Blanket	219
Sand for Blotter	217
Sand Seal Surface, see Specialty Asphalt Mixtures	303
Sand Slurry (M200).....	512
Sand Slurry Mixtures, Epoxy.....	212
Sand, Mortar	216
Scratch Course, see Specialty Asphalt Mixtures	303
Seal Coat Aggregate	220
Seal Coat, Asphalt	805
Seal Coats, Epoxy.....	212
Seal, Asphalt Curing	802
Sealant, Silicone Rubber (One Component).....	819
Sealant, Silicone Rubber (Two Component).....	820
Sealants, Butyl Rubber	806
Sealers (Construction)	1013
Seed, Permanent (Grasses, Native Grasses, Legumes)	1025
Seed, Temporary	1024
Seed, Wildflower	1023
Self Expanding Cork Type III Preformed Expansion Joint Filler	927
Self-Leveling Silicone Rubber Sealant.....	819

Service Connections, see Utility Appurtenances	1026
Sewage Treatment.....	1012
Sewers, see Utility Appurtenances	1026
Sheet Metal.....	1020
Sheeting, Sign.....	519
Shielded Metal Arc Welder	934
Sidewalk Warning Pavers, Detectable, Concrete.....	613
Sign Base Metal, see Substrate for Sign Sheeting	1008
Sign Posts (Types I & II).....	923
Sign Sheeting.....	519
Sign Sheeting Substrate	1008
Signs, Variable Message	525
Signals, see Utility Appurtenances	1026
Silicone Rubber Sealant (One Component, Non-Sag, & Self-Leveling).....	819
Silicone Rubber Sealant (Two Component, Rapid Cure)	820
Silt Fence	1028
Silt Trap Type "C" Bags	1027
Slag, Ground Granulated Blast Furnace (GGBFS).....	405
Slope Protection, see Erosion Control Aggregates	206
Slotted Drain Pipe.....	904
Slurry Seal, see Specialty Asphalt Mixtures	303
Snap-Back Tubular Delineator.....	520
Sod (Kentucky Bluegrass or Tall Fescue) ...	1022
Sodium Chloride, see Chemical Deicers	504
Specialty Asphalt Mixtures.....	303
Splices, Reinforcing Steel, Welded or Mechanical	932
Sponge Rubber Type I Preformed Expansion Joint Filler	927
SS-1, see Asphalt Curing Seal	802
SS-1H, see Asphalt Curing Seal.....	802
Staples, see Rolled Erosion Control.....	1005
Stay-in-Place Forms	939
Steel Coatings, Structural	522
Steel Splices, Reinforcing, Welded or Mechanical	932
Steel Wire (Pavement Protection, Paved Ditches, & Retaining Walls).....	925
Steel Wire (Reinforcement)	924
Steel, Wire, Welded Fabric (Concrete Pipe & Precast Products)	935
Stone, Masonry.....	215
Storm Sewer Pipe, Corrugated HDPE M294.....	921
Strand (Pre- & Post-Tensioning).....	915


S (cont.)	
Straw	1006
Striping Tape (Permanent)	514
Striping Tape (Temporary)	523
Structural Adhesives with Extended Contact Time	521
Structural Plate for Armored Edge & Pipes and Pipe Arches	1007
Structural Shapes, Metal Sign Posts	926
Structural Steel (Frames, Grates, Lids, ASTM A-36)	938
Structural Steel Coatings	522
Structural Timber, Treated	937
Structural Use Concrete Aggregates	208
Structure Granular Backfill	218
Subgrades	705
Subgrades, Chemically Stabilized	704
Substrate for Sign Sheeting	1008
Superpave, see Asphalt Mixtures	302
T	
Tape, Permanent	514
Tape, Temporary	523
Temporary Guardrail	914
Temporary Seed	1024
Temporary Tape	523
Temporary Traffic Paint	524
Thermoplastic, Extruded	506
Thermoplastic, Preformed	516
Three-Sided Structures, see Precast: Structural	602
Tie Bars, Deformed	907
Tie Wire, Coated	903
Timber, Treated (Posts, Poles, Piling, Structural Timber)	937
Timber, Untreated Posts & Lumber	936
Toilet Partitions	1012
Topsoil	706
Traffic Bound Uses, Aggregate	221
Traffic Loop Encapsulant	821
Traffic Paint, Permanent	515
Traffic Paint, Temporary	524
Treated Piling (Timber)	937
Treated Poles (Timber)	937
Treated Posts (Timber)	937
Treated Structural Timber	937
Two Component Silicone Rubber Sealant	820
Two-Four "D", see Herbicide	510
Tubular Delineator, Snap-Back	520
Type "C" Silt Trap Bags	1027
Type A Asphalt Mop Coat	804
Type A Concrete Admixture	614
Type B Metal Handrail	1009
Type C Concrete Admixture	614
Type C Metal Handrail	1009
Type D Concrete Admixture	614
Type E Concrete Admixture	614
Type F Concrete Admixture	614
Type G Concrete Admixture	614
Type I Sign Post	923
Type II Sign Post	923
U	
Uncoated Reinforcing Steel	931
Underdrain & Lateral Drain Aggregates	222
Underdrains, Corrugated HDPE Pipe M252	920
Untreated Drainage Blanket	223
Untreated Lumber (Timber)	936
Untreated Posts (Timber)	936
Utility Appurtenances, Permanent & Temporary	1026
V	
Vapor Barriers	1020
Variable Message Sign	525
Vehicle Stops, see Precast: Other	604
Vertical Concrete Patching Material	409
Very Rapid Concrete Patching Material	409
W	
Warning Pavers, Detectable Sidewalk	613
Washers	902
Waste Receptacles	1012
Water	526
Water Heaters	1012
Water Lines, see Utility Appurtenances	1026
Water Meter Boxes, see Utility Appurtenances	1026
Water Valve Boxes, see Utility Appurtenances	1026
Waterproofing Asphalt Mop Coat	804
Waterproofing Concrete Overlay	605
Waterproofing Membrane, Layered, Fiber- Reinforced	810
Welded Fabric Wire (Pavement Protection, Paved Ditches, & Retaining Walls)	925
Welded Fabric, Steel, Wire (Concrete Pipe & Precast Products)	935
Welded Reinforcing Steel Splices	932
Welder, Shielded Metal Arc	934
Wildflower Seed	1023
Windows	1015

W (cont.)

Wire Lines, see Utility Appurtenances 1026
Wire, Steel (Reinforcement)..... 924
Wire, Steel, Welded Fabric (Concrete &
Precast Products) 935
Wire, Steel, Welded Fabric (Pavement
Protection, Paved Ditches & Retaining
Walls)..... 925
Wiring & Conduit (Ducted & Messenger
Cable) 1102
Wiring Devices (Construction)..... 1016

X Y Z



 <p>MATERIALS FIELD SAMPLING</p>	<p><i>Chapter</i></p> <p>INTRODUCTION</p>
	<p><i>Subject</i></p> <p>Design of This Guidance Manual</p>

ORGANIZATION & NUMBERING

Chapter Title—The subject matter in the manual is divided into chapters. The title appears in the upper right-hand corner of the first page of a subject and in the upper left-hand corner of any subsequent page.

Subject Title—The title of a subject appears in the upper right-hand corner of the first page of a subject and in the upper left-hand corner of any subsequent page.

“MFS” Prefix—Preceding each subject number, this prefix stands for the manual title *Materials Field Sampling*.

Date—The latest issuance date of a subject appears at the bottom of each page of the subject. This date agrees with the latest issuance date shown for the subject in the Table of Contents (**MFS-01**).

Page Numbering—Each subject has its own page numbering, which appears at the bottom of each page.

LOCATING INFORMATION


Two indexes appear at the front of the manual:

- **Table of Contents (MFS-01)**—This index lists the titles of the manual’s chapters and their subjects, as well as other information, in numerical order. It includes the latest issuance dates of all the subjects. As the manual matures, these dates change.
- **Alphabetical Index (MFS-02)**—This index alphabetically lists key information in the manual. Generally, it directs the user to subject titles and to margin, paragraph, and subparagraph headings within subjects.

CROSS- REFERENCES IN MANUAL

Subject Numbers within Narrative—A subject number within the narrative on a page directs the user to more information about the subject.



 MATERIALS FIELD SAMPLING	<i>Chapter</i>	INTRODUCTION
	<i>Subject</i>	Purpose & Scope

This manual has been prepared by the Division of Materials (division) for the purpose of outlining practices for the sampling, inspection, testing, acceptance, and verification of materials in highway work. If information in this manual conflicts with the [Kentucky Standard Specifications for Road and Bridge Construction](#) (Specifications), the Specifications shall take precedence in all cases.

This manual has been prepared for the guidance of Field Engineers and Inspectors. Together with the Specifications, Special Provisions, Special Notes, Project Proposals, Plans, and SiteManager Materials, this manual outlines the practices for sampling and testing materials to ascertain whether materials and related highway work conform to the applicable specifications. The division maintains a [List of Approved Materials \(LAM\)](#) that is available on the website indicated below. The division also maintains the [Kentucky Qualified Technicians and Laboratory \(KQTL\) database](#). Access to this database is permitted for authorized users only.

The procedures specified in this manual and frequencies specified in [SiteManager Materials](#) are normal requirements to determine the acceptability of materials under normal conditions. The responsible engineer or inspector is expected to perform additional inspection and/or testing when required to meet specific project needs; he or she may also reduce inspection and/or testing when it can be justified according to specific project situations and approved by the Director, Division of Materials.

Frequencies for sampling and testing are maintained in SiteManager Materials on a “global” basis and are applied to specific contracts when materials are generated. The “global” frequencies are then modified for contract specific application by the district materials engineer. A “Sampling Checklist Report” is available in SiteManager Materials and is a tool that determines the current status of sampling and testing on a contract. This report is accessed as follows: SiteManager Main Panel/Materials Management/Process List/Sampling Checklist.

In addition to establishing procedures for acceptance of materials, this manual outlines the Independent Assurance sampling and testing requirements for construction projects. This manual also describes procedures for acceptance of miscellaneous materials or products used in building construction.

This manual is maintained on the Cabinet’s website at <http://www.transportation.ky.gov/materials/> and is available to the public from this location.

For response to comments or suggestions, please contact:

Director, Division of Materials

Address: Transportation Cabinet
Department of Highways
Division of Materials
1227 Wilkinson Boulevard
Frankfort, KY 40601

Phone: (502) 564-3160

Fax: (502) 564-7034

For hard copies of this manual, please contact:


Address: Policy Support Branch
Transportation Cabinet Office Building
6th Floor West
200 Mero Street
Frankfort, KY 40622

Phone: (502) 564-4610

Note: This manual supersedes the May 17, 2006 edition of this manual.

Disclaimer: This manual assumes no liability on the part of the Transportation Cabinet.



 <p>MATERIALS FIELD SAMPLING</p>	<p><i>Chapter</i></p> <p>INTRODUCTION</p>
	<p><i>Subject</i></p> <p>Acceptance Requirements for Materials & Products</p>

1. Acceptance samples are taken and tests performed to determine whether the quality of the materials, and the quality of the work into which the materials are incorporated, conform to the plans and specifications. They are of five different types:
 - a. Samples taken and tested at the construction site by construction personnel or materials personnel and results submitted to the district materials engineer (DME)
 - b. Samples taken at the construction site by construction or materials personnel and tested at the district laboratory or division laboratory with numerical results obtained for the required tests
 - c. Samples taken by materials personnel at the production or processing plant, shipping point, or other source of origin remote from the project and tested at the district laboratory, division laboratory, or at the point of sampling
 - d. Samples taken and tested by the manufacturer or supplier and certificates supplied indicating conformance with specifications
 - e. Samples taken and tested by contractor personnel with verification performed by construction or materials personnel

Note: Personnel responsible for acceptance sampling or testing on construction projects will be properly qualified.


2. The rate and frequency of sampling, testing, etc., specified in SiteManager/Materials is applicable to each individual project. However, if a quantity of a material is to be used on more than one project, the sampler may eliminate duplicate sampling by applying the appropriate quantity to each project.

The sampler shall make sure that the total quantities assigned to multiple projects do not exceed the quantity represented by the sample.

3. All sampling entries shall show the name and identification number of the person performing the sampling.

4. Certifications for materials need not be notarized, unless otherwise specified in this manual. When certifications are submitted from the field, the responsible engineer shall check the certification for correctness.
5. When sampling or testing is specified to be performed by the DME, it shall mean the district materials engineer or a representative from the office of the district materials engineer.
6. Definition of “Lot”—Unless otherwise designated, whenever “LOT” is used to define the rate and frequency of sampling and testing in this manual, it is intended to mean the quantity of material contained in an individual shipping release or shipping order which may consist of several individual deliveries.
7. Definition of “roadway” (as concerns the frequency of sampling and testing)—Any number of driving lanes not separated by a median. Whenever the frequency of sampling and testing is specified on a “per roadway” basis and a dividing median is involved, samples shall be taken and tests performed both right and left of the median in the driving lane at the rate specified.
8. Definition of “shipment”—Whenever “SHIPMENT” is used to define the rate and frequency of sampling and testing in this manual, it is intended to mean an individual transport or other vehicle quantity.
9. [SiteManager/Materials](#) is the Cabinet’s materials database and all project samples will be entered into and completed in SiteManager/Materials.



 <p>MATERIALS FIELD SAMPLING</p>	<p><i>Chapter</i></p> <p>AGGREGATE</p>
	<p><i>Subject</i></p> <p>General Notes</p>

The district shall take aggregate quality samples during the progress of the work on the project if possible. Coarse aggregate requires two identically sampled bags of material (one for verification). In no case shall the district take samples more than one month prior to the use of the material.

The district shall collect samples at the last practical point prior to incorporation into the finished work.

Independent Assurance Sample (IAS) guidelines are explained in [MFS-1200, "Independent Assurance Sampling"](#).

The district materials engineer (DME) is responsible for:

- Acceptance of all aggregate used in the district
- Assigning a roving inspector to periodically inspect sources in the [Aggregate Source Book](#) (see <http://www.kytc.state.ky.us/materials/AggSourceBook.htm>)
- Finished product quality sampling for all aggregates
- All acceptance testing (as outlined in the [Materials Guidance Manual](#)) and submitting all quality samples to the division

The division is responsible for all quality testing and acceptance testing for other specified aggregate properties.

Resident engineer (RE) general certification and testing requirements:

- Freeze-Thaw Aggregate Certification
- Agricultural Limestone Certification
- Polish Resistant Aggregate Certification
- Density Control Strip
- Visual Aggregate Quality

DME general certification and testing requirements:

- Freeze-Thaw Aggregate Certification
- Agricultural Limestone Certification
- Polish Resistant Aggregate Certification
- Crushed Particles
- Specific Gravity and Absorption of Coarse Aggregate
- Specific Gravity and Absorption of Fine Aggregate
- Density Control Strip
- Dry Sieve Analysis
- Flat and Elongated
- Wet Sieve
- -200 Wash Test
- Visual Aggregate Gradation
- Visual Aggregate Quality
- Uncompacted Voids

Division of Materials' Central Office general testing requirements:


- Alkali-Carbonate Reactivity
- Clay Lumps
- Clay Lumps and Friable Particles
- Coal and Lignite for Coarse Aggregate
- Coal and Lignite for Fine Aggregate
- Coarse Aggregate Quality
- Fine Aggregate Quality
- Freeze-Thaw Resistance
- Soundness for Coarse Aggregate
- Soundness for Fine Aggregate
- Lightweight Particles
- Organic Impurities
- Petrographic Analysis
- Pore Index
- Unit Weight
- Wear

Division of Materials' Central Office contact information:

Aggregate Section Supervisor
1227 Wilkinson Blvd.
Frankfort KY 40601

Phone: (502) 564-3160
Fax: (502) 564-7034



 <p>MATERIALS FIELD SAMPLING</p>	<p><i>Chapter</i></p> <p>AGGREGATE</p>
	<p><i>Subject</i></p> <p>Agricultural Limestone</p>

INSPECTOR QUALIFICATION Samplers shall be Kentucky Qualified Aggregate Sampling Technicians.

SAMPLING FREQUENCY See SiteManager Sampling Checklist for the contract requirements.

SAMPLING METHOD AASHTO T2—for suspect material only

RESIDENT ENGINEER (RE) The RE:

- Obtains and files the certification letter from the Department of Agriculture in the project file (see remarks)
- Assures the assessment of any necessary weight penalty
- Visually inspects aglime delivered to the job site and may reject any unsuitable material


DISTRICT MATERIALS ENGINEER (DME) The DME submits suspect material to the division for quality testing.

REMARKS The Kentucky Department of Agriculture sends to each licensed source a letter showing the latest test results and any appropriate weight penalty. The aglime source shall provide a copy of this letter (current within 9 months of project delivery) to the resident engineer for inclusion in the project file to document the Kentucky Department of Agriculture has licensed the source.

To obtain information on the necessary procedures, sources requesting inclusion on the Department of Agriculture’s Licensed List should contact:

Department of Agriculture
 Division of Weights and Measures
 107 Corporate Drive
 Frankfort, KY 40601
 Phone: 502-573-0282



 <p style="font-size: 24pt; font-weight: bold; margin: 0;">MATERIALS FIELD SAMPLING</p>	<p><i>Chapter</i></p> <p style="text-align: center; font-weight: bold;">AGGREGATE</p> <hr/> <p><i>Subject</i></p> <p style="text-align: center;">Asphalt Mix Aggregates</p>
--	---

INSPECTOR QUALIFICATION Samplers shall be Kentucky Qualified Aggregate Sampling Technicians.
 Testers shall be Kentucky Qualified Aggregate Technicians.

SAMPLING FREQUENCY See SiteManager Sampling Checklist for the contract requirements.

SAMPLING METHOD AASHTO T2

Sample Size for "QUALITY"	Sample Size for "ACCEPTANCE"
Coarse—2 bags	Coarse—1 bag
Fine—1 bag	Fine—1 bag

RESIDENT ENGINEER (RE) The RE:


- Obtains the name of aggregate sources and sizes to be used from the contractor and notifies the DME
- Verifies that sources are on the [List of Approved Materials \(LAM\)](#) Aggregate Source List
- Obtains and files the certification letter for polish-resistant restrictions, if applicable
- Inspects stockpiles for contamination and segregation

DISTRICT MATERIALS ENGINEER (DME) The DME:

- Reviews mix designs for valid polish-resistant aggregate proportions and sources prior to approval
- Obtains quality samples and sends to the division for testing as required

REMARKS The division waves testing for crushed particles when all aggregate is quarried material.



 <p>MATERIALS FIELD SAMPLING</p>	<p><i>Chapter</i></p> <p>AGGREGATE</p>
	<p><i>Subject</i></p> <p>Roadway & Aggregate Blends for Polish-Resistant Applications</p>

**INSPECTOR
QUALIFICATION**

Samplers shall be Kentucky Qualified Aggregate Sampling Technicians.

Testers shall be Kentucky Qualified Aggregate Technicians.

**SAMPLING
FREQUENCY**

See SiteManager Sampling Checklist for the contract requirements.

**SAMPLING
METHOD**

AASHTO T2 or [KM 64-439](#)

- Sample project asphalt mixture for chemical analysis (roadway) from the asphalt paver hopper as outlined in **KM 64-439**. Sample size shall be 7,500—10,000 grams.
- Crushed-particles test shall be determined on the combined plus No. 4 portion of either the hot-bin samples, extracted aggregate, or cold-feed belt sample from drum-mix plants proportioned to meet job-mix formula (JMF).
- Sand Equivalent—If test fails on combined-stockpile aggregates, perform hot-bin or drum-mix-plant discharge sampling and testing prior to acceptance of mixture for roadway. Plasticity index performed when necessary due to low sand equivalent value.

**RESIDENT
ENGINEER (RE)**

None

**DISTRICT MATERIALS
ENGINEER (DME)**

The DME:

- Obtains project asphalt mixture samples and sends them to the division for chemical analysis as required

Note: Send the Asphalt Mix Design sheet with the Roadway Sample.

- Obtains polish-resistant (Virgin) coarse aggregates from the asphalt plant site for chemical analysis

Note: Blends require sampling of both coarse aggregates.

REMARKS:

Sand Equivalent—The division does not require individual contract testing when past experience indicates the sand equivalent of the aggregates substantially exceeds the minimum requirements. The DME may so certify for normal contract distribution and documentation.


The DME needs to submit the polish-resistant coarse aggregates and related project asphalt mixture sample simultaneously to the division.

KM 64-439 for roadway samples

AASHTO T2 for blend samples

Material Code “29500 Aggregate Blend for Tests” should be used for all tests performed on aggregate blends. Log samples into SiteManager with the producer number of asphalt plant producing mix.



 <p>MATERIALS FIELD SAMPLING</p>	<p><i>Chapter</i></p> <p>AGGREGATE</p>
	<p><i>Subject</i></p> <p>Base Aggregates</p>

**INSPECTOR
QUALIFICATION**

Samplers shall be Kentucky Qualified Aggregate Sampling Technicians.

Testers shall be Kentucky Qualified Aggregate Technicians.

Density tests shall be performed by a certified Grading Level I Technician.

**SAMPLING
FREQUENCY**

See SiteManager Sampling Checklist for the contract requirements.

**SAMPLING
METHOD**

AASHTO T2

- Sample size for “QUALITY”—2 bags
- Sample size for “ACCEPTANCE”—1 bag
- Gradation sample to be taken from roadway prior to compaction unless exceptions apply

**RESIDENT
ENGINEER (RE)**

The RE:

- Obtains the name of aggregate sources and sizes to be used from the contractor and notifies the DME
- Verifies that sources exist on the ([LAM](#)) Aggregate Source List

Target Density by Control Strip—The RE determines when maximum density is achieved during compaction of the control strip and performs density measurements.

Mixing Plant Approval—The RE contacts the DME to determine if the plant has been inspected and approved by the Kentucky Transportation Cabinet (KYTC) before permitting its use on the project.

Field Density and Thickness Measurements—The project inspector at roadway performs required tests and thickness measurements.

**DISTRICT MATERIALS
ENGINEER (DME)**

The DME:

- Begins the approval of the mixing plant process (see remarks below)
- Inspects stockpiles for contamination and segregation
- Performs the required sampling and testing at the prescribed frequency
- Obtains quality samples and sends to the division for testing as required


REMARKS

The division requires plasticity index testing and documentation if failing sand equivalents (SE's) are encountered.

Approval of Mixing Plant:

- All mixing plants are to be inspected and approved prior to initial use for KY highway work and will be inspected once every two years.
- The DME prepares and files the inspection report.
- Verbal approval is given by the RE for state projects.
- For federal-aid projects, distribution is made to the RE, DME, and division files.



 <p>MATERIALS FIELD SAMPLING</p>	<p><i>Chapter</i></p> <p>AGGREGATE</p>
	<p><i>Subject</i></p> <p>Erosion Control Aggregates</p>

INSPECTOR QUALIFICATION Samplers shall be Kentucky Qualified Aggregate Sampling Technicians.

SAMPLING FREQUENCY See SiteManager Sampling Checklist for the contract requirements.

SAMPLING METHOD None

RESIDENT ENGINEER (RE) The RE:

- Obtains the name of aggregate sources and sizes to be used from the contractor and notifies the DME
- Verifies that sources appear on the (LAM) Aggregate Source List (see remarks)
- Visually inspects material and logs in appropriate SiteManager information
- Inspects stockpiles for contamination and segregation


DISTRICT MATERIALS ENGINEER (DME) The DME:

- Inspects stockpiles for contamination and segregation upon request by the RE
- Visually inspects material and logs in appropriate SiteManager information upon request by the RE

REMARKS The material heading “Erosion Control Aggregates” includes “Channel Lining, Cyclopean Stone, Rip Rap, Dumped Stone, Gabion Stone, and Slope Protection”.

Channel Lining Class IV is usually excavated from the jobsite and should be logged into SiteManager using no producer number (Jobsite-General Use)



 <p style="font-size: 24pt; font-weight: bold; margin: 0;">MATERIALS FIELD SAMPLING</p>	<p><i>Chapter</i></p> <p style="text-align: center; font-weight: bold;">AGGREGATE</p> <hr/> <p><i>Subject</i></p> <p style="text-align: center;">Concrete Aggregates for Pavement or Base</p>
--	---

INSPECTOR QUALIFICATION Samplers shall be Kentucky Qualified Aggregate Sampling Technicians.
Testers shall be Kentucky Qualified Aggregate Technicians.

SAMPLING FREQUENCY See SiteManager Sampling Checklist for the contract requirements.

SAMPLING METHOD AASHTO T2

Sample Size for "QUALITY"	Sample Size for "ACCEPTANCE"
Coarse—2 bags	Coarse—1 bag
Fine—1 bag	Fine—1 bag

RESIDENT ENGINEER (RE) The RE:

- Performs required sampling
- Informs the DME of anticipated concrete pours in sufficient time to allow for required sampling and testing of aggregate if sampling is not performed by the RE
- Obtains and files certification letter for freeze and thaw restrictions
- Obtains aggregate specific gravities and absorption values from the DME and forwards them to the concrete producer’s technician for determination of the various mix designs needed

DISTRICT MATERIALS ENGINEER (DME) The DME:


- Inspects stockpiles for contamination and segregation
- Obtains the name of aggregate sources and sizes to be used from the contractor
- Verifies that sources are approved
- Determines if any alkali-expansive, or freeze-thaw specifications apply, notifying the Division’s Aggregate Section when indicated
- Performs required testing of fine and coarse aggregates
- Sends quality samples to the division for testing as required
- Performs and submits IAS sampling and testing, as applicable

REMARKS

Please note each of the following regarding concrete aggregates for pavement or base:

- Samples for coal & lignite testing are sent to the division for testing when deemed necessary.
- Aggregates for specific gravity and absorption tests are to be obtained from the production source; however, natural fine aggregates may be obtained at the concrete plant.
- Average of recent test results for use on the mix design report or recent results from the division may be used to supplement DME tests.
- Material should be tested and approved for alkali carbonate reactivity (minimum 9-month test time) and freeze-thaw (minimum 3-month test time) prior to use. These tests are **not performed concurrently**.
- Refer to **MFS-1200** for IAS guidelines.



 <p style="font-size: 24pt; font-weight: bold; margin: 0;">MATERIALS FIELD SAMPLING</p>	<p><i>Chapter</i></p> <p style="text-align: center; font-weight: bold;">AGGREGATE</p> <hr/> <p><i>Subject</i></p> <p style="text-align: center;">Concrete Aggregates for Structural & Incidental Use</p>
--	--

INSPECTOR QUALIFICATION Samplers shall be Kentucky Qualified Aggregate Sampling Technicians.
 Testers shall be Kentucky Qualified Aggregate Technicians.

SAMPLING FREQUENCY See SiteManager Sampling Checklist for the contract requirements.

SAMPLING METHOD AASHTO T2

Sample Size for "QUALITY"	Sample Size for "ACCEPTANCE"
Coarse—2 bags	Coarse—1 bag
Fine—1 bag	Fine—1 bag

RESIDENT ENGINEER (RE) The RE:

- Performs required sampling
- Informs the DME of anticipated concrete pours in sufficient time to allow for required sampling and testing of aggregate if sampling is not performed by the RE
- Obtains and files certification letter for freeze and thaw restrictions, if applicable
- Obtains aggregate specific gravities and absorption values from the DME and forwards them to the concrete producer's technician for determination of the various mix designs needed

DISTRICT MATERIALS ENGINEER (DME) The DME:


- Obtains the name of aggregate sources and sizes to be used from the contractor
- Verifies that sources are approved
- Inspects stockpiles for contamination and segregation
- Performs required testing of fine and coarse aggregates
- Determines if any alkali-expansive or freeze-thaw specifications apply, notifying the Division's Aggregate Section when indicated
- Sends quality samples to the division for testing as required

REMARKS

Please note each of the following regarding concrete aggregates for structural and incidental use:

- Samples for coal and lignite testing are sent to the division for testing when deemed necessary.
- Aggregates for specific gravity and absorption tests are to be obtained from the production sources; however, natural fine aggregates may be obtained at the concrete plant.
- Average recent test results for use on mix design report or recent results from the division may be used to supplement DME tests.
- Material should be tested and approved for alkali carbonate reactivity (minimum 9-month test time) and if required, freeze-thaw (minimum 3-month test time) prior to use. These tests are **not performed concurrently**.
- Refer to **MFS-1200** for IAS guidelines.



 <p style="font-size: 24pt; font-weight: bold; margin: 0;">MATERIALS FIELD SAMPLING</p>	<p><i>Chapter</i></p> <p style="text-align: center; font-weight: bold;">AGGREGATE</p> <hr/> <p><i>Subject</i></p> <p style="text-align: center;">Concrete Pipe Aggregate</p>
--	--

INSPECTOR QUALIFICATION Samplers shall be Kentucky Qualified Aggregate Sampling Technicians.
 Testers shall be Kentucky Qualified Aggregate Technicians.

SAMPLING FREQUENCY See SiteManager Sampling Checklist for the contract requirements.

SAMPLING METHOD AASHTO T2

Sample Size for "QUALITY"	Sample Size for "ACCEPTANCE"
Coarse—2 bags	Coarse—1 bag
Fine—1 bag	Fine—1 bag

RESIDENT ENGINEER (RE) None


DISTRICT MATERIALS ENGINEER (DME) The DME:

- Visually inspects aggregates, if on the (LAM) Aggregate Source List
- Checks to see if any carbonate alkali restrictions apply to aggregate source, notifying the Division’s Aggregate Section when indicated
- Submits aggregates not on the (LAM) Aggregate Source List to the division for quality and/or alkali testing

REMARKS Please note each of the following regarding concrete pipe aggregates:

- Requirements for sand equivalent, gradation, uncompacted voids, and minus No. 200 wash are waived.
- When pipe is manufactured, the latest approval tests should be current to within six (6) months.
- Material should be tested and approved for alkali carbonate reactivity (minimum 9-month test time).



 <p style="font-size: 24pt; font-weight: bold; margin: 0;">MATERIALS FIELD SAMPLING</p>	<p><i>Chapter</i></p> <p style="text-align: center; font-weight: bold;">AGGREGATE</p> <hr/> <p><i>Subject</i></p> <p style="text-align: center;">Aggregate for Concrete Precast Products</p>
--	--

INSPECTOR QUALIFICATION Samplers shall be Kentucky Qualified Aggregate Sampling Technicians.

Testers shall be Kentucky Qualified Aggregate Technicians.

SAMPLING FREQUENCY See remarks

SAMPLING METHOD AASHTO T2

Sample size—see remarks

RESIDENT ENGINEER (RE) None

DISTRICT MATERIALS ENGINEER (DME) The DME:

- Obtains quality samples and sends them to the division for testing as required
- Performs required sampling and testing of fine and coarse aggregate
- Checks to see if any carbonate alkali or freeze-thaw restrictions apply to aggregate source, informing the Division’s Aggregate Section if necessary

REMARKS Material should be tested and approved for alkali carbonate reactivity (minimum 9-month test time) and, if required, freeze thaw (minimum 3-month test time) prior to use. These tests are not performed concurrently.

- Quality Sampling and Testing Frequency
 - ◆ Sources on (LAM) Aggregate Source List—One every six (6) months of plant operation. All in-state sources must be included on the Aggregate Source List prior to supplying.

Coarse—2 bags
Fine—1 bag

REMARKS (CONT.)


- ◆ Sources not on (LAM) Aggregate Source List—Tested and accepted prior to initial use and sampled every three (3) months thereafter.

Coarse—7 bags
Fine—3 bags

- Gradation, Shale, Sand Equivalent, and Minus No. 200 Wash

- ◆ Coarse—Once per month
- ◆ Fine (gradation and sand equivalent only)—Once per month



 <p>MATERIALS FIELD SAMPLING</p>	<p><i>Chapter</i></p> <p>AGGREGATE</p>
	<p><i>Subject</i></p> <p>Aggregate for Concrete Prestressed Products</p>

INSPECTOR QUALIFICATION Samplers shall be Kentucky Qualified Aggregate Sampling Technicians.
Testers shall be Kentucky Qualified Aggregate Technicians.

SAMPLING FREQUENCY See remarks

SAMPLING METHOD AASHTO T2
Sample size—see remarks

RESIDENT ENGINEER (RE) None

DISTRICT MATERIALS ENGINEER (DME) The DME:

- Obtains quality samples and sends them to the division for testing as required
- Performs required sampling and testing of fine and coarse aggregates used at the plant
- Checks to see if any carbonate alkali or freeze-thaw restrictions apply to aggregate source, informing the Division's Aggregate Section if necessary

REMARKS Material should be tested and approved for alkali carbonate reactivity (minimum 9-month test time) and, if required, freeze-thaw (minimum 3-month test time) prior to use. These tests are **not performed concurrently**.

- Quality Sampling and Testing Frequency
 - ◆ Sources on (LAM) Aggregate Source List—One every six (6) months of plant operation. All in-state sources must be included on the Aggregate Source List prior to supplying.

Coarse—2 bags
Fine—1 bag

REMARKS (CONT.)


- ◆ Sources not on (LAM) Aggregate Source List—Tested and accepted prior to initial use and sampled every three (3) months thereafter.

Coarse—2 bags

Fine—1 bag

- Gradation, Shale, Sand Equivalent, and Minus No. 200 Wash
 - ◆ Coarse—Once per month
 - ◆ Fine (gradation and sand equivalent only)—Once per month



 <p>MATERIALS FIELD SAMPLING</p>	<p><i>Chapter</i></p> <p>AGGREGATE</p>
	<p><i>Subject</i></p> <p>Epoxy-Sand Slurry Mixtures & Epoxy Seal Coats</p>

INSPECTOR QUALIFICATION Samplers shall be Kentucky Qualified Aggregate Sampling Technicians.

Testers shall be Kentucky Qualified Aggregate Technicians.

SAMPLING FREQUENCY See SiteManager Sampling Checklist for the contract requirements.

SAMPLING METHOD AASHTO T2

15 pounds for "QUALITY" if applicable
10 pounds for "ACCEPTANCE"

RESIDENT ENGINEER (RE) The RE:


- Obtains the name of aggregate sources to be used from the contractor and notifies the DME
- Submits the sample for gradation to the DME with the sample identification form and awaits approval before using

DISTRICT MATERIALS ENGINEER (DME) The DME:

- If the source is on the (LAM) Aggregate Source List, performs gradation prior to project use
- If the source is not on the (LAM) Aggregate Source List, performs gradation and submits a sample to the division for quality testing

REMARKS Samples taken from bags should be obtained from throughout the bag since **samples from the top are not normally representative.**



 <p style="font-size: 24pt; font-weight: bold; margin: 0;">MATERIALS FIELD SAMPLING</p>	<p><i>Chapter</i></p> <p style="text-align: center; font-weight: bold;">AGGREGATE</p> <hr/> <p><i>Subject</i></p> <p style="text-align: center;">Free-Draining Bedding & Backfill</p>
--	---

INSPECTOR QUALIFICATION Samplers shall be Kentucky Qualified Aggregate Sampling Technicians.
 Testers shall be Kentucky Qualified Aggregate Technicians.

SAMPLING FREQUENCY See SiteManager Sampling Checklist for the contract requirements.

SAMPLING METHOD AASHTO T2

RESIDENT ENGINEER (RE) The RE:


- Obtains the name of aggregate sources and sizes to be used from the contractor and notifies the DME
- Visually inspects material and logs findings in appropriate SiteManager information

DISTRICT MATERIALS ENGINEER (DME) The DME:

- Inspects stockpiles for contamination and gradation
- Visually accepts or samples material if requested by RE
- Logs findings in appropriate SiteManager information
- Performs required tests upon request by the RE
- Performs required sampling and testing of fine and coarse aggregate

REMARKS Aggregate is not required to be from a source on the (LAM) List of Approved Materials.



 <p>MATERIALS FIELD SAMPLING</p>	<p><i>Chapter</i></p> <p>AGGREGATE</p>
	<p><i>Subject</i></p> <p>Granular Embankment</p>

INSPECTOR QUALIFICATION Samplers shall be Kentucky Qualified Aggregate Sampling Technicians.
Testers shall be Kentucky Qualified Aggregate Technicians.

SAMPLING FREQUENCY See SiteManager Sampling Checklist for the contract requirements.

SAMPLING METHOD AASHTO T2
Sample size for "QUALITY"—2 bags (Off-site material only)
Sample size for "ACCEPTANCE"—1 bag (Off-site material only)

RESIDENT ENGINEER (RE) The RE:


- Visually inspects on-site material for approval
- Samples or notifies the DME if off-site material is to be used

DISTRICT MATERIALS ENGINEER (DME) The DME:

- Performs sampling, if required, and testing of off-site material
- Submits off-site material to the division for quality testing as required

REMARKS On-site material should be logged in SiteManager with no producer code and stated that it is an on-site material in the remarks field.



 <p>MATERIALS FIELD SAMPLING</p>	<p><i>Chapter</i></p> <p>AGGREGATE</p>
	<p><i>Subject</i></p> <p>Masonry Stone</p>

INSPECTOR QUALIFICATION Samplers shall be Kentucky Qualified Aggregate Sampling Technicians.

Testers shall be Kentucky Qualified Aggregate Technicians.

SAMPLING FREQUENCY See SiteManager Sampling Checklist for the contract requirements.

SAMPLING METHOD AASHTO T2

Sample size for "QUALITY"—2 bags (for suspect material only)


RESIDENT ENGINEER (RE) The RE:

- Visually inspects material
- Notifies the DME if material is suspect

DISTRICT MATERIALS ENGINEER (DME) The DME submits a sample to the division for quality testing for suspect material.

REMARKS Aggregate is not required to be from the Aggregate Source List.



 <p>MATERIALS FIELD SAMPLING</p>	<p><i>Chapter</i></p> <p>AGGREGATE</p>
	<p><i>Subject</i></p> <p>Mortar Sand</p>

INSPECTOR QUALIFICATION Samplers shall be Kentucky Qualified Aggregate Sampling Technicians.

Testers shall be Kentucky Qualified Aggregate Technicians.

SAMPLING FREQUENCY See SiteManager Sampling Checklist for the contract requirements.

SAMPLING METHOD AASHTO T2
Sample size—3 bags


RESIDENT ENGINEER (RE) The RE:

- Samples and submits to the DME with sample identification
- Awaits approval before permitting use of material

DISTRICT MATERIALS ENGINEER (DME) The DME performs gradation testing and submits a sample to the division for quality testing.

REMARKS Aggregate is not required to be from the (LAM) Aggregate Source List.



 <p>MATERIALS FIELD SAMPLING</p>	<p><i>Chapter</i></p> <p>AGGREGATE</p>
	<p><i>Subject</i></p> <p>Pipe Bedding & Sand for Blotter</p>

INSPECTOR QUALIFICATION Samplers shall be Kentucky Qualified Aggregate Sampling Technicians.
 Testers shall be Kentucky Qualified Aggregate Technicians.

SAMPLING FREQUENCY See SiteManager Sampling Checklist for the contract requirements.

SAMPLING METHOD AASHTO T2

Sample size for gradation:

- Coarse—25 pounds
- Fine—15 pounds

RESIDENT ENGINEER (RE) The RE:


- Obtains the name of aggregate sources and sizes to be used from the contractor and notifies the DME
- Visually inspects or samples material if required

DISTRICT MATERIALS ENGINEER (DME) The DME:

- Inspects stockpiles for contamination and segregation
- Samples material if required or requested by the RE
- Logs appropriate SiteManager information
- Performs required tests upon request by the RE

REMARKS None



 <p style="font-size: 24pt; font-weight: bold; margin: 0;">MATERIALS FIELD SAMPLING</p>	<p><i>Chapter</i></p> <p style="text-align: center; font-weight: bold;">AGGREGATE</p> <hr/> <p><i>Subject</i></p> <p style="text-align: center;">Rock Drainage Blanket, Structure Granular Backfill, & Reinforced Fill Materials</p>
--	--

INSPECTOR QUALIFICATION Samplers shall be Kentucky Qualified Aggregate Sampling Technicians.

Testers shall be Kentucky Qualified Aggregate Technicians.

SAMPLING FREQUENCY See SiteManager Sampling Checklist for the contract.

SAMPLING METHOD AASHTO T2

Sample size for "QUALITY"—2 bags
Sample size for "ACCEPTANCE"—1 bag

RESIDENT ENGINEER (RE) The RE:


- Obtains the name of aggregate sources and sizes to be used from the contractor and notifies the DME
- Verifies that sources are approved
- If material is not on the (LAM) Aggregate Source List, samples and provides to the DME

DISTRICT MATERIALS ENGINEER (DME) The DME:

- Inspects stockpiles for contamination and segregation
- Performs required sampling and testing of aggregates
- If material is not on the (LAM) Aggregate Source List, samples if requested by the RE and submits to the division


REMARKS None



 <p>MATERIALS FIELD SAMPLING</p>	<p><i>Chapter</i></p> <p>AGGREGATE</p>
	<p><i>Subject</i></p> <p>Sand Drainage Blanket</p>

INSPECTOR QUALIFICATION	<p>Samplers shall be Kentucky Qualified Aggregate Sampling Technicians.</p> <p>Testers shall be Kentucky Qualified Aggregate Technicians.</p>
SAMPLING FREQUENCY	See SiteManager Sampling Checklist for the contract requirements.
SAMPLING METHOD	<p>AASHTO T2</p> <p>Sample size—25 pounds</p>
RESIDENT ENGINEER (RE)	<p>The RE:</p> <ul style="list-style-type: none"> ➤ Obtains the name of aggregate sources and sizes to be used from the contractor and notifies the DME ➤ Verifies that sources are approved ➤ Visually accepts or samples material
DISTRICT MATERIALS ENGINEER (DME)	<p>The DME:</p> <ul style="list-style-type: none"> ➤ Inspects stockpiles for contamination and segregation ➤ Visually accepts or samples material if requested by the RE ➤ Logs appropriate SiteManager information ➤ Performs required tests upon request by the RE
REMARKS	None



 <p>MATERIALS FIELD SAMPLING</p>	<p><i>Chapter</i></p> <p>AGGREGATE</p>
	<p><i>Subject</i></p> <p>Seal Coat Aggregate</p>

INSPECTOR QUALIFICATION Samplers shall be Kentucky Qualified Aggregate Sampling Technicians.

Testers shall be Kentucky Qualified Aggregate Technicians.

SAMPLING FREQUENCY See SiteManager Sampling Checklist for the contract requirements.

SAMPLING METHOD AASHTO T2

Sample size for "QUALITY"—2 bags
Sample size for "ACCEPTANCE"—1 bag

RESIDENT ENGINEER (RE) The RE:


- Obtains the name of aggregate sources and sizes to be used from the contractor and notifies the DME
- Verifies that sources are approved
- Verifies gradation approval of aggregate from the DME before permitting use

DISTRICT MATERIALS ENGINEER (DME) The DME:

- Performs required sampling and testing of aggregate
- Obtains quality samples and sends them to the division for testing as required

REMARKS None



 <p>MATERIALS FIELD SAMPLING</p>	<p><i>Chapter</i></p> <p>AGGREGATE</p>
	<p><i>Subject</i></p> <p>Traffic Bound Uses</p>

INSPECTOR QUALIFICATION Samplers shall be Kentucky Qualified Aggregate Sampling Technicians.

Testers shall be Kentucky Qualified Aggregate Technicians.

SAMPLING FREQUENCY See SiteManager Sampling Checklist for the contract requirements.

SAMPLING METHOD AASHTO T2

Sample size for "QUALITY"—2 bags
Sample size for "ACCEPTANCE"—1 bag

RESIDENT ENGINEER (RE) The RE:


- Obtains the name of aggregate sources and sizes to be used from the contractor and notifies the DME
- Verifies that sources are approved
- Performs required sampling of aggregate

DISTRICT MATERIALS ENGINEER (DME) The DME:

- Inspects stockpiles for contamination and segregation
- Performs required sampling if requested by RE and testing of aggregate
- Obtains quality samples and sends them to the division for testing as required

REMARKS None



 <p style="font-size: 24pt; font-weight: bold; margin: 0;">MATERIALS FIELD SAMPLING</p>	<p><i>Chapter</i></p> <p style="text-align: center; font-weight: bold;">AGGREGATE</p> <hr/> <p><i>Subject</i></p> <p style="text-align: center;">Underdrain & Lateral Drain Aggregates</p>
--	--

INSPECTOR QUALIFICATION Samplers shall be Kentucky Qualified Aggregate Sampling Technicians.
 Testers shall be Kentucky Qualified Aggregate Technicians.

SAMPLING FREQUENCY See SiteManager Sampling Checklist for the contract requirements.

SAMPLING METHOD AASHTO T2

Sample Size for "QUALITY"	Sample Size for "ACCEPTANCE"
Coarse—2 bags	Coarse—1 bag
Fine—1 bag	Fine—1 bag

RESIDENT ENGINEER (RE) The RE


- Obtains the name of aggregate sources and sizes to be used from the contractor and notifies the DME
- Performs required sampling of aggregate

DISTRICT MATERIALS ENGINEER (DME) The DME:

- Inspects stockpiles for contamination and segregation
- Performs required sampling if requested by RE and testing of aggregate
- Obtains quality samples for materials not on the (LAM) Aggregate Source List and sends them to the division for testing prior to use as required

REMARKS None



 <p>MATERIALS FIELD SAMPLING</p>	<p><i>Chapter</i></p> <p>AGGREGATE</p>
	<p><i>Subject</i></p> <p>Untreated Drainage Blanket</p>

INSPECTOR QUALIFICATION Samplers shall be Kentucky Qualified Aggregate Sampling Technicians.

Testers shall be Kentucky Qualified Aggregate Technicians.

SAMPLING FREQUENCY See SiteManager Sampling Checklist for the contract requirements.

SAMPLING METHOD AASHTO T2

Sample size for "QUALITY"—2 bags
Sample size for "ACCEPTANCE"—1 bag

RESIDENT ENGINEER (RE) The RE:


- Obtains the name of aggregate sources and sizes to be used from the contractor and notifies the DME
- Verifies that sources are approved
- Performs required sampling of aggregate
- Verifies gradation approval of aggregate from the DME before permitting use

DISTRICT MATERIALS ENGINEER (DME) The DME:

- Performs required sampling if requested by RE and testing of aggregate
- Obtains quality samples and sends them to the division for testing as required

REMARKS None



 MATERIALS FIELD SAMPLING	<i>Chapter</i> ASPHALT MIXTURES
	<i>Subject</i> General Notes

The contractor performs acceptance sampling and testing of asphalt mixtures for the determination of the appropriate pay value as described in Section 402 of the [Standard Specifications](#). KYTC personnel perform verification sampling and testing of asphalt mixtures in order to verify the contractor's acceptance test results.

One lot of material is considered 4000 tons, or any portion thereof if that portion is the remainder of the project total for the specific type of asphalt mixture being placed. One subplot of material is considered 1000 tons, or any portion thereof if that portion is the remainder of the project total for the specific type of asphalt mixture being placed.

A Superpave plant technologist (SPT) is an inspector qualified by the KYTC to perform routine inspection and process control, acceptance, or verification testing on asphalt mixtures. A Superpave mix design technologist (SMDT) is an inspector qualified by the KYTC to submit, adjust, or approve mix designs. An individual with the SMDT qualification is also considered to be qualified as an SPT.

The [Asphalt Mixtures Acceptance Workbook \(AMAW\)](#) is an Excel spreadsheet utilized for documenting inspection information, test results, pay factors, and remarks. This information is electronically transferred into SiteManager Materials for database storage and queries.

Compaction Options A and B describe the density requirements for the asphalt mixture being placed. The requirements corresponding to these options are specified in Subsection 402.03.02 of the Standard Specifications. Compaction Option A or B for density will be specified in the contract.

Superpave mixtures are defined as any asphalt mixture placed on mainline, shoulders, ramps, approaches, entrances, cross-overs, or medians that could be used for turning. Specialty mixtures are defined as any asphalt mixture used for:

- Leveling-and-Wedging
- Scratch Course
- Base Failure Repair
- Maintenance (price contract), Trenching, Incidental, or Temporary Applications
- Open-Graded Friction Course (OGFC)
- Asphalt-Treated Drainage Blanket (ATDB)
- Asphalt Mixture for Pavement Wedge
- Asphalt Wedge Curb and Mountable Medians
- Sand Asphalt Type I
- Sand Asphalt Type II
- Sand Seal Surface
- Slurry Seal

For aggregates utilized in asphalt mixtures, refer to [MFS-203](#), “Asphalt Mix Aggregates”.

For performance-graded (PG) binder utilized in asphalt mixtures, refer to [MFS-814](#), “Performance-Graded (PG) Binders”.

For independent assurance sampling and testing for Superpave mixtures, perform tests for asphalt mixture volumetrics only. For independent assurance sampling and testing for specialty mixtures, perform tests for asphalt binder content (AC) and gradation on ATDB only. Refer to [MFS-1200](#), “Independent Assurance Sampling” for the applicable testing frequency.


At the discretion of the district, the primary responsibility for asphalt mixture verification may be shifted from the resident engineer (RE) to the district materials engineer (DME).

For any questions pertaining to this information, please contact:

Asphalt Branch Manager
Kentucky Transportation Cabinet
Department of Highways
Division of Materials
1227 Wilkinson Boulevard
Frankfort, KY 40601-1226

Phone: 502-564-3160
Fax: 502-564-7034



 MATERIALS FIELD SAMPLING	<i>Chapter</i> ASPHALT MIXTURES
	<i>Subject</i> Superpave Mixtures

**INSPECTOR
QUALIFICATION**

The contractor's qualified SPT or SMDT shall be present during the production of asphalt mixtures in order to perform routine inspection and process control and acceptance testing at the asphalt mixing plant.

KYTC will use a qualified SPT or SMDT to perform verification testing.

**SAMPLING
FREQUENCY**

See the SiteManager Materials sampling checklist for the applicable contract. The "Remarks" section below details the number of samples necessary to complete the portions of the [AMAW](#) for which KYTC is responsible.

**SAMPLING
METHOD**

For the random tonnage selection of plant-produced asphalt mixtures for volumetric testing and the random location selection of density cores, conform to [KM 64-113](#), "Sampling Materials by Random Number Sampling".

For sampling plant-produced asphalt mixtures for volumetric testing, conform to [KM 64-425](#), "Sampling Asphalt Mixtures".

For obtaining and testing density cores, conform to [KM 64-442](#), "Method for Coring and Determining Percent of Solid Density of In-Place, Compacted, Asphalt Mixture Courses".

**RESIDENT
ENGINEER (RE)**

The RE shall furnish a qualified SPT or SMDT to verify the contractor's acceptance test (a minimum of one subplot per lot) and perform acceptance testing of density cores for Compaction Option A mixtures (four lane cores for each type of mixture and two joint cores for surface mixtures per subplot). The contractor and KYTC personnel will enter the mixture inspection and testing information into the AMAW as appropriate for transfer into SiteManager Materials.

**DISTRICT MATERIALS
ENGINEER (DME)**

The DME will assist the RE with verification (mixture volumetrics) and acceptance (core density) testing when necessary. Similarly, the DME will assist with entering mixture inspection and testing information into the AMAW and transferring the AMAW into SiteManager Materials when requested.

REMARKS


For asphalt mixture verification, KYTC personnel shall verify a minimum of one of the contractor's acceptance tests for mixture volumetrics per lot (see Subsection 402.03.03 of the [Standard Specifications](#)). For asphalt mixtures with a total-contract quantity of less than 500 tons, visual acceptance is permitted.

Considering core density for Compaction Option A mixtures, KYTC personnel shall randomly select four locations per subplot from the driving lanes for each type of mixture and two locations per subplot near the longitudinal joint for surface mixtures. The contractor shall obtain one density core at each location identified (see Subsection 402.03.02 of the [Standard Specifications](#)). After obtaining the cores from the contractor, KYTC personnel shall determine the percent of solid density of each core according to [KM 64-442](#).

KYTC personnel will not perform solvent extractions.

KYTC personnel will ensure that the contractor utilizes the AMAW version applicable to the contract specifications. This spreadsheet is available from the Division of Materials' website (<http://transportation.ky.gov/materials/SiteManager.htm>).



 <p>MATERIALS FIELD SAMPLING</p>	<p><i>Chapter</i></p> <p>ASPHALT MIXTURES</p>
	<p><i>Subject</i></p> <p>Specialty Mixtures</p>

**INSPECTOR
QUALIFICATION**

The contractor’s qualified SPT or SMDT shall be present during the production of asphalt mixtures in order to perform routine inspection and process control and acceptance testing at the asphalt mixing plant.

KYTC will use a qualified SPT or SMDT to perform verification testing.

**SAMPLING
FREQUENCY**

See the SiteManager Materials sampling checklist for the applicable contract. The “Remarks” section below details the number of samples necessary to complete the portions of the [AMAW](#) for which KYTC is responsible.

**SAMPLING
METHOD**

For the random tonnage selection of plant-produced asphalt mixtures for AC and gradation testing, conform to [KM 64-113](#).

For sampling plant-produced asphalt mixtures for AC and gradation testing, conform to [KM 64-425](#).

**RESIDENT
ENGINEER (RE)**

The RE shall furnish a qualified SPT or SMDT to verify the contractor’s acceptance test (a minimum of one subplot per lot). The contractor and KYTC personnel will enter the mixture inspection and testing information into the AMAW as appropriate for transfer into SiteManager Materials.

**DISTRICT MATERIALS
ENGINEER (DME)**

The DME will assist the RE with verification testing when necessary. Similarly, the DME will assist with entering mixture inspection and testing information into the AMAW and transferring the AMAW into SiteManager Materials when requested.


REMARKS

For asphalt mixture verification, KYTC personnel shall verify a minimum of one of the contractor’s acceptance tests for AC and gradation per lot (see Subsection 402.03.03 of the [Standard Specifications](#)). For asphalt mixtures with a total-contract quantity of less than 1000 tons, visual acceptance is permitted.

KYTC personnel will not perform solvent extractions.

REMARKS (CONT.) KYTC personnel will ensure that the contractor utilizes the AMAW version applicable to the contract specifications. This spreadsheet is available from the Division of Materials' website (<http://transportation.ky.gov/materials/SiteManager.htm>).



 <p>MATERIALS FIELD SAMPLING</p>	<i>Chapter</i> CEMENT
	<i>Subject</i> General Notes


QUESTIONS

If you have questions about information located in **MFS-400**, "Cement", please contact:

Cement Section Supervisor
Central Office, Division of Materials
1227 Wilkinson Boulevard
Frankfort, Kentucky 40601

Phone: 502-564-3160



 MATERIALS FIELD SAMPLING	<i>Chapter</i> CEMENT
	<i>Subject</i> Cement, Portland (All Types)

**INSPECTOR
QUALIFICATION**

None

**SAMPLING
FREQUENCY**

Projects—See SiteManager Sample Checklist for the contract.

Precast/Prestress—Take one sample monthly.

Concrete Pipe Plants—Take one sample quarterly.

**SAMPLING
METHOD**

At destination (in the field) for all construction projects, obtain a one-gallon sample according to **KM 64-316**. Obtain approximately one-half of the total project samples from the concrete weigh hopper or storage bin and the other one-half from the cement transport truck.

**RESIDENT
ENGINEER (RE)**

The RE:

- Obtains the bill of lading and signed certification and verifies that they meet the specification requirements
- Shall submit all samples with the bill of lading and certification
- Makes appropriate SiteManager entries and documents the bill of lading number as the control number

**DISTRICT MATERIALS
ENGINEER (DME)**


The DME:

- Enters samples from Precast/Prestress/Pipe Plants as "INFORMATIONAL"
- Sends samples to the Central Office Materials Laboratory (T415)

REMARKS

None



 <p style="font-size: 24pt; font-weight: bold; margin: 0;">MATERIALS FIELD SAMPLING</p>	<p><i>Chapter</i></p> <p style="text-align: center; font-weight: bold;">CEMENT</p> <hr/> <p><i>Subject</i></p> <p style="text-align: center;">Curing Compound (All Types)</p>
--	---

INSPECTOR QUALIFICATION None

SAMPLING FREQUENCY See SiteManager Sample Checklist for the contract.

SAMPLING METHOD Obtain ¾ of a quart in a 1-quart container.

RESIDENT ENGINEER (RE) The RE:

- Obtains the signed certification and verifies that it meets the specification requirements for moisture loss (and reflectance for Type II's) by using the following parameters:
 - ◆ Moisture Loss (0.55 kg/sqm or 0.055 g/sqcm) maximum
 - ◆ Reflectance 60% minimum
- Shall submit all samples with the certification
- Makes appropriate SiteManager entries

DISTRICT MATERIALS ENGINEER (DME) The DME sends samples to the Central Office Materials Laboratory (T415).


REMARKS

Type II curing compounds must be supplied in agitating type drums. When supplied in five gallon pails, agitating type containers are not required.

Curing compounds should be thoroughly agitated before using or sampling.

Prevent curing compounds from freezing.



 <p style="font-size: 24pt; font-weight: bold; margin: 0;">MATERIALS FIELD SAMPLING</p>	<p><i>Chapter</i></p> <p style="text-align: center; font-size: 18pt;">CEMENT</p> <hr/> <p><i>Subject</i></p> <p style="text-align: center;">Fly Ash (Concrete/Base Stabilization)</p>
--	---

INSPECTOR QUALIFICATION None

SAMPLING FREQUENCY

Projects—See SiteManager Sample Checklist for the contract.

Precast/Prestress—Take one sample monthly.

Concrete Pipe Plants—Take one sample quarterly.

SAMPLING METHOD

At destination (in the field) for all construction projects, obtain a one gallon sample.

RESIDENT ENGINEER (RE) The RE:


- Obtains the bill of lading and signed certification and verifies that they meet the specification requirements
- Shall submit all samples with the bill of lading and certification
- Makes appropriate SiteManager entries and documents the bill of lading number as the control number

DISTRICT MATERIALS ENGINEER (DME) The DME:

- Enters samples from Precast/Prestress/Pipe Plants as "INFORMATIONAL"
- Sends samples to the Central Office Materials Laboratory (T415)

REMARKS None



 <p>MATERIALS FIELD SAMPLING</p>	<p><i>Chapter</i></p> <p>CEMENT</p>
	<p><i>Subject</i></p> <p>Ground Granulated Blast Furnace Slag (GGBFS)</p>

**INSPECTOR
QUALIFICATION**

None

**SAMPLING
FREQUENCY**

Projects—See SiteManager Sample Checklist for the contract.

Precast/Prestress—Take one sample monthly.

Concrete Pipe Plants—Take one sample quarterly.

**SAMPLING
METHOD**

At destination (in the field) for all construction projects, obtain a one gallon sample.

**RESIDENT
ENGINEER (RE)**

The RE:

- Obtains the bill of lading and signed certification and verifies that they meet the specification requirements
- Shall submit all samples with the bill of lading and certification
- Makes appropriate SiteManager entries and documents the bill of lading number as the control number

**DISTRICT MATERIALS
ENGINEER (DME)**


The DME:

- Enters samples from Precast/Prestress/Pipe Plants as "INFORMATIONAL"
- Sends samples to the Central Office Materials Laboratory (T415)

REMARKS

None



 <p style="font-size: 24pt; font-weight: bold; margin: 0;">MATERIALS FIELD SAMPLING</p>	<p><i>Chapter</i></p> <p style="text-align: center; font-size: 18pt;">CEMENT</p> <hr/> <p><i>Subject</i></p> <p style="text-align: center; font-size: 18pt;">Microsilica</p>
--	--

INSPECTOR QUALIFICATION None

SAMPLING FREQUENCY

Projects—See SiteManager Sample Checklist for the contract.

Precast/Prestress—Take one sample monthly.

Concrete Pipe Plants—Take one sample quarterly.

SAMPLING METHOD

At destination (in the field) for all construction projects, obtain a one gallon sample from the bin or packaged material.

RESIDENT ENGINEER (RE)

The RE:

- Obtains the bill of lading and signed certification and verifies that they meet the specification requirements
- Shall submit all samples with the bill of lading and certification
- Makes appropriate SiteManager entries and documents the bill of lading number as the control number


DISTRICT MATERIALS ENGINEER (DME)

The DME:

- Enters samples from Precast/Prestress/Pipe Plants as "INFORMATIONAL"
- Sends samples to the Central Office Materials Laboratory (T415)

REMARKS None



 <p style="font-size: 1.2em; margin: 0;">MATERIALS FIELD SAMPLING</p>	<p><i>Chapter</i></p> <p style="text-align: center; font-weight: bold;">CEMENT</p> <hr/> <p><i>Subject</i></p> <p style="text-align: center;">Masonry Units (Concrete Brick, Concrete Block, & Clay Brick)</p>
---	--

**INSPECTOR
QUALIFICATION** None

**SAMPLING
FREQUENCY** See SiteManager Sample Checklist for the contract.

**SAMPLING
METHOD** Concrete Block—Obtain six (6) blocks from each lot.

Concrete or Clay Brick—Obtain ten (10) bricks from each lot.

**RESIDENT
ENGINEER (RE)** The RE:

- Randomly selects blocks or bricks from the lot and checks for conformity to “DIMENSIONAL” requirements and freedom from defects


Note: All units should be free from cracks and other defects that would interfere with proper placing of unit.

- Makes appropriate SiteManager entries and awaits approval from the Central Office before using

**DISTRICT MATERIALS
ENGINEER (DME)** The DME submits samples to the Central Office Materials Laboratory (T415).

REMARKS None



 <p style="font-size: 24pt; margin: 0;">MATERIALS FIELD SAMPLING</p>	<p><i>Chapter</i></p> <p style="text-align: center; font-size: 18pt;">CEMENT</p> <hr/> <p><i>Subject</i></p> <p style="text-align: center; font-size: 18pt;">Masonry Coating</p>
--	--

INSPECTOR QUALIFICATION None

SAMPLING FREQUENCY See SiteManager Sample Checklist for the contract.

SAMPLING METHOD None


RESIDENT ENGINEER (RE) The RE:

- Ensures the brand and product is approved and obtains the signed certification (stating that the product conforms to the specifications) for each shipment
- Ensures the coating is applied in accordance with the manufacturer's recommendations
- Makes appropriate SiteManager entries and authorizes the sample

DISTRICT MATERIALS ENGINEER (DME) None

REMARKS None



 <p>MATERIALS FIELD SAMPLING</p>	<p><i>Chapter</i></p> <p>CEMENT</p>
	<p><i>Subject</i></p> <p>Concrete Patching Material (Rapid, Very Rapid, Overhead, & Vertical)</p>

**INSPECTOR
QUALIFICATION**

None

**SAMPLING
FREQUENCY**

See SiteManager Sample Checklist for the contract.

**SAMPLING
METHOD**

At destination (in the field) for all construction projects, obtain a one-gallon sample from the packaged material.

**RESIDENT
ENGINEER (RE)**

The RE:

- Obtains the bill of lading and insures the patch material is approved for use
- Obtains mixing instructions located on the bags and submits the sample
- Makes appropriate SiteManager entries and documents the bill of lading number as the control number


**DISTRICT MATERIALS
ENGINEER (DME)**

The DME sends samples and instructions to the Central Office Materials Laboratory (T415).

REMARKS

None



 <p style="font-size: 24pt; font-weight: bold; margin: 0;">MATERIALS FIELD SAMPLING</p>	<p><i>Chapter</i></p> <p style="text-align: center; font-size: 18pt;">CEMENT</p> <hr/> <p><i>Subject</i></p> <p style="text-align: center;">Non-Shrink Grout</p>
--	--

INSPECTOR QUALIFICATION None

SAMPLING FREQUENCY See SiteManager Sample Checklist for the contract.

SAMPLING METHOD None


RESIDENT ENGINEER (RE) The RE:

- Obtains the bill of lading and signed certification
- Ensures the non-shrink grout is approved for use
- Makes appropriate SiteManager entries and documents the bill of lading number as the control number
- Authorizes sample in SiteManager

DISTRICT MATERIALS ENGINEER (DME) None

REMARKS None



 <p>MATERIALS FIELD SAMPLING</p>	<i>Chapter</i> CHEMISTRY
	<i>Subject</i> General Notes

In general, materials tested by the Chemical Section are representatively sampled from quantities delivered to the project, per lot, and prior to use.

**STRUCTURAL
STEEL COATINGS**

Contact the Division of Materials prior to sampling structural steel coatings.

THERMOPLASTIC


Thermoplastic materials are available for return to the project and can be picked up by district personnel or the contractor.

If you have questions about the information contained in MFS-500, please contact:

Chemical Section Supervisor
Central Office, Division of Materials
1227 Wilkinson Boulevard
Frankfort, KY 40601

Phone: 502-564-3160



 <p>MATERIALS FIELD SAMPLING</p>	<p><i>Chapter</i></p> <p>CHEMISTRY</p>
	<p><i>Subject</i></p> <p>Adhesive for Raised Pavement Markers</p>

**INSPECTOR
QUALIFICATION**

None

**SAMPLING
FREQUENCY**

See SiteManager Sampling Checklist for the contract.

**SAMPLING
METHOD**

None

**RESIDENT
ENGINEER (RE)**

The RE:

- Obtains and reviews the manufacturer's certification for compliance with the contract and all applicable specifications for each lot of material delivered for use on the contract

Note: The written statement provided by the manufacturer of the adhesive shall certify that the furnished material conforms to the requirements of AASHTO M 237 and state the minimum temperature that the adhesive can be satisfactorily mixed and applied.

- Allows the contractor to use the material if the certification indicates compliance
- Enters the appropriate information into SiteManager

**DISTRICT MATERIALS
ENGINEER (DME)**


None

REMARKS

The following are the material codes affected by "Adhesive for Raised Pavement Markers":

- 33300 Type IVA RPM
- 33310 Type IV RPM Lens
- 33320 Type V RPM



 <p>MATERIALS FIELD SAMPLING</p>	<i>Chapter</i> CHEMISTRY
	<i>Subject</i> C881 Epoxy

**INSPECTOR
QUALIFICATION**

None

**SAMPLING
FREQUENCY**

See SiteManager Sampling Checklist for the contract.

**SAMPLING
METHOD**

Obtain one set of 8-milliliter (mL) transport tubes and fill approximately half full with epoxy.

Note: Separate tubes shall be used for each component.

**RESIDENT
ENGINEER (RE)**

The RE:

- Inspects the containers and makes sure the appropriate markings are on the containers
- Obtains and reviews the manufacturer's certification for compliance with the contract and all applicable specifications
- Verifies that the product appears on the KYTC'S [LAM](#)
- Enters the appropriate information into SiteManager
- Forwards the sample, sample label, and the manufacturer's certification to the Division of Materials

**DISTRICT MATERIALS
ENGINEER (DME)**

None

REMARKS

Ensure the type, grade (viscosity), and class (usable temperature range) are appropriate for the intended use of the material.

Materials received on the contract shall be identified as "Component A – Contains Epoxy Resin" and "Component B – Contains Hardener", and shall show the type, grade, class, and mixing directions. Each container shall be marked with the name of the manufacturer, lot or batch number, date of packaging, type of pigmentation, and quantity contained therein in gallons.

REMARKS (CONT.)


Potential hazards shall be stated on the package in accordance with the Federal Hazardous Products Labeling Acts.

If the epoxy is not a bid item, the material is accepted as incidental to pavement quantities.

The following are material codes affected by "C881 Epoxy":

- 30000 C881 Epoxy—Type III
- 30010 C881 Epoxy—Type IV
- 30020 C881 Epoxy—Type V



 <p>MATERIALS FIELD SAMPLING</p>	<p><i>Chapter</i></p> <p>CHEMISTRY</p>
	<p><i>Subject</i></p> <p>Chemical Deicers</p>

**INSPECTOR
QUALIFICATION**

None

**SAMPLING
FREQUENCY**

See SiteManager Sampling Checklist for the contract.

**SAMPLING
METHOD**

Visually inspect the shipments of deicer.

For non-liquid deicers, obtain the sample by scraping aside the top inch of material in the stockpile or delivery truck.

Note: Scoop out approximately two (2) quarts for test purposes and place in quart cans.

For liquid deicers, ensure that the transfer line is purged of any wash water and that the holding tank is stirred to provide a homogeneous sample.

Note: Acquire the sample in a one (1) liter plastic bottle.

**RESIDENT
ENGINEER (RE)**

None

**DISTRICT MATERIALS
ENGINEER (DME)**

The DME:

- Obtains a copy of the bill of lading indicating quantity shipped and source
- Visually inspects the shipments and obtains the samples when requested by the operations engineer
- Enters the appropriate information into SiteManager and, when applicable, forwards the sample and sample label to the Division of Materials

REMARKS

Follow the applicable [Kentucky Methods](#) for evaluation of moisture and gradation of the chlorides.


Specification requirements are found in the Invitation for Bid.

Test costs for the analysis of this material will be charged to the operations account for miscellaneous items in each district.

The following are the material codes affected by "Chemical Deicers":

- 32050 Calcium Chloride—Liquid
- 32060 Calcium Chloride—Solid
- 32061 Calcium Chloride—Granular
- 32062 Calcium Chloride—Pellet
- 32070 Sodium Chloride—Solid



 <p>MATERIALS FIELD SAMPLING</p>	<p><i>Chapter</i></p> <p>CHEMISTRY</p>
	<p><i>Subject</i></p> <p>Delineators</p>

**INSPECTOR
QUALIFICATION** None

**SAMPLING
FREQUENCY** See SiteManager Sampling Checklist for the contract.

**SAMPLING
METHOD** None

**RESIDENT
ENGINEER (RE)** The RE:


- Obtains and reviews the manufacturer’s certification for compliance with the contract and all applicable specifications
- Enters the appropriate information into SiteManager

**DISTRICT MATERIALS
ENGINEER (DME)** None

REMARKS The following are the material codes affected by “Delineators”:

- 36000 Delineator
- 36010 Barrier Wall Delineator
- 36020 Guardrail Delineator



 <p>MATERIALS FIELD SAMPLING</p>	<p><i>Chapter</i></p> <p>CHEMISTRY</p>
	<p><i>Subject</i></p> <p>Extruded Thermoplastic</p>

**INSPECTOR
QUALIFICATION**

Pavement Markings Inspection Technician

**SAMPLING
FREQUENCY**

See SiteManager Sampling Checklist for the contract.

**SAMPLING
METHOD**

Ensure each bag of material is clearly labeled with the manufacturer's lot number.

Obtain unopened bags of material to meet the sampling frequency.

If the total quantity used on the contract does not exceed 250 pounds, allow use of the material based on the manufacturer's certification.

Perform [KM201](#), [KM202](#), or [KM203](#) when applicable.

**RESIDENT
ENGINEER (RE)**

The RE:

- Obtains and reviews the manufacturer's certification for compliance with the contract and all applicable specifications
- Obtains a minimum of one sample per batch per color of material delivered to the contract for use
- Enters the appropriate information into SiteManager for any applicable retroreflectivity measurements and the thermoplastic sample to be sent to the Division of Materials
- Forwards the thermoplastic sample, sample label, and the manufacturer's certification to the Division of Materials

Note: Do not allow the contractor to apply material that has not been tested and approved by the Division of Materials.

**DISTRICT MATERIALS
ENGINEER (DME)**

For quantities less than 250 pounds, the sample should be logged into SiteManager with a Sample Type of "Project Acceptance" and an Acceptance Method of "Certification". The sample should receive a unique identification number in SiteManager and assigned the Test Template "CHCERTIFY".

All other thermoplastic samples should be logged into SiteManager with a Sample Type of "Project Acceptance" and an Acceptance Method of "Test Results".

Samples sent to the Materials lab should receive a unique identification number in SiteManager and assigned the Test Template "CHTHERMO".

Thermoplastic materials used for intersection markings should receive a unique identification number in SiteManager and assigned the test template "CHKM201".

Thermoplastic materials used for lane lines and evaluated for retroreflectivity by a handheld retroreflectometer should receive a unique identification number in SiteManager and assigned the test template "CHKM202".

Thermoplastic materials used for lane lines and evaluated for retroreflectivity by the mobile retroreflectometer should receive a unique identification number in SiteManager and assigned the test template "CHKM203".


REMARKS

Any material delivered to the contract without legible manufacturer's labeling and lot number shall be rejected by the engineer. Any material that exhibits unsatisfactory application properties; requires excessive heating; or exhibits discoloration, low bond strength, or excessive cracking should be rejected by the engineer.

The following are material codes affected by "Extruded Thermoplastic":

- 33100 Thermoplastic—Yellow
- 33110 Thermoplastic—White



 <p>MATERIALS FIELD SAMPLING</p>	<p><i>Chapter</i></p> <p>CHEMISTRY</p>
	<p><i>Subject</i></p> <p>Flashing Arrow Board</p>

INSPECTOR QUALIFICATION None

SAMPLING FREQUENCY See SiteManager Sampling Checklist for the contract.


SAMPLING METHOD None

RESIDENT ENGINEER (RE) The RE obtains and reviews the manufacturer's certification for compliance with the contract and all applicable specifications.

DISTRICT MATERIALS ENGINEER (DME) None

REMARKS The following is the material code affected by "Flashing Arrow Board":
36320 Flashing Arrow Board



 <p>MATERIALS FIELD SAMPLING</p>	<p><i>Chapter</i></p> <p>CHEMISTRY</p>
	<p><i>Subject</i></p> <p>Flexible Delineator Post</p>

INSPECTOR QUALIFICATION None

SAMPLING FREQUENCY See SiteManager Sampling Checklist for the contract.

SAMPLING METHOD None

RESIDENT ENGINEER (RE) The RE:

- Obtains and reviews the manufacturer’s certification for compliance with the contract and all applicable specifications

Note: The certification should state that the product is the same as tested by the National Transportation Product Evaluation Program (NTPEP).

- Verifies that the product appears on the KYTC’s [LAM](#)
- Enters the appropriate information into SiteManager


DISTRICT MATERIALS ENGINEER (DME) None

REMARKS Reject any posts excessively damaged due to shipping or inappropriate handling by the contractor. Excessive damage includes bent or misshapen posts and damaged reflective sheeting.

The following is the material code affected by “Flexible Delineator Post”:

36100 Flexible Delineator Post



 <p>MATERIALS FIELD SAMPLING</p>	<p><i>Chapter</i></p> <p>CHEMISTRY</p>
	<p><i>Subject</i></p> <p>Glass Beads</p>

**INSPECTOR
QUALIFICATION** None

**SAMPLING
FREQUENCY** See SiteManager Sampling Checklist for the contract.

**SAMPLING
METHOD** Not applicable

**RESIDENT
ENGINEER (RE)** None

**DISTRICT MATERIALS
ENGINEER (DME)** None


REMARKS Glass beads are evaluated as part of the retroreflectivity measurements for the striping line. No sample is required.

Do not generate a sample identification number in SiteManager for glass beads.

The following is the material code affected by "Glass Beads":

33500 Glass Beads



 <p>MATERIALS FIELD SAMPLING</p>	<p><i>Chapter</i></p> <p>CHEMISTRY</p>
	<p><i>Subject</i></p> <p>Herbicide (2, 4-D)</p>

**INSPECTOR
QUALIFICATION** None

**SAMPLING
FREQUENCY** See SiteManager Sampling Checklist for the contract.

**SAMPLING
METHOD** Randomly obtain one-quart informational samples directly from the drum or pail delivered to Operations' storage barn when requested by the district operations engineer.

Mixing or agitating the material prior to obtaining a sample should not be necessary.

**RESIDENT
ENGINEER (RE)** None

**DISTRICT MATERIALS
ENGINEER (DME)** The DME:


- Obtains and reviews the manufacturer's certification for compliance with the contract and all applicable specifications
- Obtains samples at the request of the district operations engineer
- Enters the appropriate information into SiteManager
- If samples are obtained; forwards the sample, sample label, and the manufacturer's certification to the Division of Materials

REMARKS Test costs for the analysis of this material will be charged to the operations account for miscellaneous items in each district.

The following is the material code affected by "Herbicides (2, 4-D)":

32080 Herbicide (2, 4-D)



 <p>MATERIALS FIELD SAMPLING</p>	<p><i>Chapter</i></p> <p>CHEMISTRY</p>
	<p><i>Subject</i></p> <p>Latex</p>

**INSPECTOR
QUALIFICATION**

None

**SAMPLING
FREQUENCY**

See SiteManager Sampling Checklist for the contract.

**SAMPLING
METHOD**

Purge the lines of water.

Obtain one sample of liquid latex from the mobile unit lines in a clean, dry one (1) liter plastic bottle.

Sample latex for RETEST (prior to use) if exposed to freezing temperatures, if one-year certification has expired, or if held over a winter for use the following year.

Additional sampling should be done anytime water dilution is suspected.

**RESIDENT
ENGINEER (RE)**

The RE:

- Obtains the samples
- Obtains and reviews the manufacturer's certification for compliance with the contract and all applicable specifications ([KM 64-267](#))
- Does not allow the use of latex without a manufacturer's certification with the following information:
 - Manufacturer's name
 - Product name
 - Batch and/or lot number
 - Date of manufacture
 - Chemical and physical test results
 - Quantity represented
 - Place of manufacture
 - Date of test
 - Signature of company representative

**RESIDENT ENGINEER
(RE) (CONT.)**

- Verifies that the product appears on the KYTC's [LAM](#) and does not accept latex not appearing on the KYTC'S LAM

- Enters the appropriate information into SiteManager and forwards the sample, sample label, and the manufacturer's certification to the Division of Materials

**DISTRICT MATERIALS
ENGINEER (DME)**


None

REMARKS

The following is the material code affected by "Latex":

32000 Latex



 <p>MATERIALS FIELD SAMPLING</p>	<p><i>Chapter</i></p> <p>CHEMISTRY</p>
	<p><i>Subject</i></p> <p>M200 Sand Slurry</p>

INSPECTOR QUALIFICATION None

SAMPLING FREQUENCY See SiteManager Sampling Checklist for the contract.

SAMPLING METHOD Obtain one set of 8-milliliter (mL) transport tubes and fill approximately half full with epoxy. Separate tubes shall be used for each component.

RESIDENT ENGINEER (RE) The RE:

- Inspects the containers and makes sure the appropriate markings are on the containers
- Obtains and reviews manufacturer's certification for compliance with ASTM C 881, Type III or AASHTO M 200, Class II
- Enters the appropriate information into SiteManager
- Forwards the sample, sample label, and the manufacturer's certification to the Division of Materials

DISTRICT MATERIALS ENGINEER (DME) None

REMARKS Ensure the type, grade (viscosity), and class (usable temperature range) are appropriate for the intended use of the material.


Materials received on the contract shall be identified as "Component A – Contains Epoxy Resin" and "Component B – Contains Hardener" and shall show the type, grade, class, and mixing directions. Each container shall be marked with the name of the manufacturer, lot or batch number, date of packaging, type of pigmentation, and quantity contained therein in gallons.

Potential hazards shall be stated on the package in accordance with the Federal Hazardous Products Labeling Acts.

If the epoxy is not a bid item, the material is accepted as incidental to pavement quantities.

REMARKS (CONT.) The following is the material code affected by "M200 Sand Slurry":
 30300 M200 Sandy Slurry



 <p>MATERIALS FIELD SAMPLING</p>	<p><i>Chapter</i></p> <p>CHEMISTRY</p>
	<p><i>Subject</i></p> <p>Object Marker</p>

**INSPECTOR
QUALIFICATION** None

**SAMPLING
FREQUENCY** See SiteManager Sampling Checklist for the contract.

**SAMPLING
METHOD** None


**RESIDENT
ENGINEER (RE)** The RE obtains and reviews the manufacturer's certification for compliance with the contract and all applicable specifications.

**DISTRICT MATERIALS
ENGINEER (DME)** None

REMARKS: The following is the material code affected by "Object Marker":

36200 Object Marker



 <p>MATERIALS FIELD SAMPLING</p>	<p><i>Chapter</i></p> <p>CHEMISTRY</p>
	<p><i>Subject</i></p> <p>Permanent Tape</p>

INSPECTOR QUALIFICATION Pavement Marking Inspection Technician

SAMPLING FREQUENCY See SiteManager Sampling Checklist for the contract.

SAMPLING METHOD None

RESIDENT ENGINEER (RE) The RE:


- Obtains and reviews the manufacturer’s certification for compliance with the contract and all applicable specifications
- Enters the appropriate certification information into SiteManager
- Performs visual inspection
- Obtains retroreflectivity measurements at the RE’s discretion
- Enters the appropriate visual inspection information into SiteManager after the material has been placed

DISTRICT MATERIALS ENGINEER (DME) The DME ensures that “CHCERTIFY” and “CHVISUAL” each are assigned to unique identification numbers in SiteManager.

REMARKS The following is the material code affected by “Permanent Tape”:

33410 Permanent Tape



 <p>MATERIALS FIELD SAMPLING</p>	<p><i>Chapter</i></p> <p>CHEMISTRY</p>
	<p><i>Subject</i></p> <p>Permanent Traffic Paint</p>

**INSPECTOR
QUALIFICATION**

Pavement Markings Inspection Technician

**SAMPLING
FREQUENCY**

See SiteManager Sampling Checklist for the contract.

**SAMPLING
METHOD**

Sample shall be taken from the paint striper's gun and placed in a one (1) pint lined paint can.

Perform **KM202** or **KM203** when applicable.

**RESIDENT
ENGINEER (RE)**

The RE:

- Obtains and reviews the manufacturer's certification for compliance with the contract and all applicable specifications
- Inspects the containers
- Enters the appropriate information into SiteManager for both the traffic paint sample and the retroreflectivity measurements
- Forwards the traffic paint sample, sample label, and the manufacturer's certification to the Division of Materials

**DISTRICT MATERIALS
ENGINEER (DME)**

When retroreflective readings are taken by the handheld retroreflectometer, the DME creates a unique identification number in SiteManager and assigns the test template "CHKM202".

When retroreflective readings are taken by the mobile retroreflectometer, the DME creates a unique identification number in SiteManager and assigns the test template "CHKM203".

Samples sent to the Materials lab shall receive a unique identification number in SiteManager and assigned test template "CHTRAFFCPT".

REMARKS

Traffic paint samples shall be logged into the system with a Sample Type of "Project Acceptance" and an Acceptance Method of "Test Results".

Do not generate a sample identification number for the manufacturer's certification. The certification is to be evaluated with the traffic paint sample by the Division of Materials.

For district-wide striping contracts, obtain one sample of traffic paint per color per truck per week.

For resurfacing, restoration, and rehabilitation contracts, obtain one sample per color per contract.

Perform **KM202** or **KM203** per day of striping operations on all contracts.

For district-wide striping contracts, retroreflectivity measurements shall receive two unique sample identification numbers in SiteManager: one with a Sample Type of "QA" and the other with a Sample Type of "QC". The Acceptance Method for both "QA" and "QC" is "Test Results".

For resurfacing, restoration, or rehabilitation contracts, retroreflectivity measurements shall receive a unique sample identification number in SiteManager with a Sample Type of "Project Acceptance" and an Acceptance Method of "Test Results".

Do not take a traffic paint sample to be sent to the Division of Materials for black or blue traffic paint.

Do not perform retroreflectivity testing on black or blue traffic paint striping.


Do not take a traffic paint sample to be sent to the Division of Materials for traffic paint used on parking lots.

Do not perform retroreflectivity testing for striping on parking lots.

The following are the material codes affected by "Permanent Traffic Paint":

- 33000 Traffic Paint—Yellow
- 33010 Traffic Paint—White
- 33020 Traffic Paint—Black/Blue
- 33030 Durable TP Yellow
- 33040 Durable TP White



 <p>MATERIALS FIELD SAMPLING</p>	<p><i>Chapter</i></p> <p>CHEMISTRY</p>
	<p><i>Subject</i></p> <p>Preformed Thermoplastic</p>

INSPECTOR QUALIFICATION Pavement Markings Inspection Technician

SAMPLING FREQUENCY See SiteManager Sampling Checklist for the contract.

SAMPLING METHOD None

RESIDENT ENGINEER (RE) The RE:


- Obtains and reviews the manufacturer's certification for compliance with the contract and all applicable specifications
- Verifies that the product is on the KYTC's [LAM](#)

DISTRICT MATERIALS ENGINEER (DME) None

REMARKS The following is the material code affected by "Preformed Thermoplastic":

33120 Preformed Thermoplastic



 <p style="font-size: 24pt; font-weight: bold; margin: 0;">MATERIALS FIELD SAMPLING</p>	<p><i>Chapter</i></p> <p style="text-align: center; font-weight: bold;">CHEMISTRY</p> <hr/> <p><i>Subject</i></p> <p style="text-align: center;">Raised Pavement Markers</p>
--	--

INSPECTOR QUALIFICATION None

SAMPLING FREQUENCY See SiteManager Sampling Checklist for the contract.

SAMPLING METHOD None

RESIDENT ENGINEER (RE) The RE:

- Obtains and reviews the manufacturer’s certification for compliance with the contract and all applicable specifications
- Verifies that the product is on the KYTC’s [LAM](#)
- Enters the appropriate certification information into SiteManager
- Performs visual inspection and randomly checks markers to determine if the dimensions meet the specification requirements
- Enters the appropriate visual inspection information into SiteManager after the makers have been installed


DISTRICT MATERIALS ENGINEER (DME) The DME ensures that “CHCERTIFY” and “CHVISUAL” are each assigned to unique identification numbers in SiteManager.

REMARKS If the resident engineer determines the raised pavement markers do not meet specification requirements for dimensions, or if the lenses of the markers are damaged or scratched, reject the products.

The following are the material codes affected by “Raised Pavement Markers”:

- 33300 Type IV RPM Lens
- 33310 Type IVA Temporary Work Zone RPM
- 33320 Type V RPM Casting




 <p>MATERIALS FIELD SAMPLING</p>	<p><i>Chapter</i></p> <p>CHEMISTRY</p>
	<p><i>Subject</i></p> <p>Reinforcing Bar Grout Adhesives</p>

INSPECTOR QUALIFICATION	None
SAMPLING FREQUENCY	See SiteManager Sampling Checklist for the contract.
SAMPLING METHOD	<p>Obtain one set of 8-milliliter (mL) transport tubes and fill approximately half-full with grout.</p> <p>Note: Separate tubes shall be used for each component if the product is multi-component.</p>
RESIDENT ENGINEER (RE)	<p>The RE:</p> <ul style="list-style-type: none"> ➤ Obtains and reviews the manufacturer's certification for compliance with the contract and all applicable specifications ➤ Inspects the containers and makes sure the appropriate markings are on the containers ➤ Verifies that the product is on the KYTC's LAM
DISTRICT MATERIALS ENGINEER (DME)	None
REMARKS	<p>Containers shall be identified as "Component A – Resin" and "Component B – Hardener", and show the directions and usable temperature range.</p> <p>Each container shall be marked with the name of the manufacturer, lot or batch number, date of packaging, type of pigmentation, and quantity contained therein in kilograms and liters.</p> <p>Potential hazards shall be stated on the package in accordance with the Federal Hazardous Products Labeling Acts.</p>

REMARKS (CONT.) The following are the material codes affected by “Reinforcing Bar Grout Adhesives”:

- 30100 Rebar Grout—Cat I
- 30110 Rebar Grout—Cat II



 <p>MATERIALS FIELD SAMPLING</p>	<p><i>Chapter</i></p> <p>CHEMISTRY</p>
	<p><i>Subject</i></p> <p>Sign Sheeting</p>

**INSPECTOR
QUALIFICATION** None

**SAMPLING
FREQUENCY** See SiteManager Sampling Checklist for the contract.

**SAMPLING
METHOD** None

**RESIDENT
ENGINEER (RE)** The RE:

- Obtains and reviews the manufacturer’s certification for compliance with the contract and all applicable specifications
- Verifies that the product appears on the KYTC’s [LAM](#)
- Checks the sign sheeting face, border, and legend to ensure the presence of a design characteristic of the manufacturer’s materials
- Visually inspects the sign for shipment damage, discoloration, sheet wrinkles, and air between the sheeting and the sign substrate or blank
- Enters the appropriate information into SiteManager

**DISTRICT
MATERIALS
ENGINEER (DME)** None


REMARKS Below are sign categories and their acceptable grades of sheeting:

“LOW SHOULDER” signs..... Engineering Grade (or better)
 All permanent/reflective signs..... High Intensity Type III
 Type III Barricades..... High Intensity Type III
 Construction Zone Signing Fluorescent Grade

REMARKS (CONT.) The following are the material codes affected by "Sign Sheeting":

- 34020 Construction Sign Sheeting
- 34030 Reflective Sign Sheeting Type III
- 34040 Reflective Sign Sheeting Type IV
- 34050 Reflective Sign Sheeting Type VI
- 34060 Reflective Sign Sheeting Type VII
- 34070 Reflective Sign Sheeting Type VIII
- 34080 Reflective Sign Sheeting Type IX



 <p>MATERIALS FIELD SAMPLING</p>	<p><i>Chapter</i></p> <p>CHEMISTRY</p>
	<p><i>Subject</i></p> <p>Snap-Back Tubular Delineator</p>

INSPECTOR QUALIFICATION None

SAMPLING FREQUENCY See SiteManager Sampling Checklist for the contract.

SAMPLING METHOD None


RESIDENT ENGINEER (RE) The RE obtains and reviews the manufacturer's certification for compliance with the contract and all applicable specifications.

DISTRICT MATERIALS ENGINEER (DME) None

REMARKS The following is the material code affected by "Snap-Back Tubular Delineator":

 36110 Snap-Back Tubular Delineator



 <p>MATERIALS FIELD SAMPLING</p>	<p><i>Chapter</i></p> <p>CHEMISTRY</p>
	<p><i>Subject</i></p> <p>Structural Adhesives with Extended Contact Time</p>

INSPECTOR QUALIFICATION	None
SAMPLING FREQUENCY	See SiteManager Sampling Checklist for the contract.
SAMPLING METHOD	<p>Obtain one set of 8-milliliter (mL) transport tubes and fill approximately half full with epoxy.</p> <p>Note: Separate tubes shall be used for each component.</p>
RESIDENT ENGINEER (RE)	<p>The RE:</p> <ul style="list-style-type: none"> ➤ Inspects the containers and makes sure the appropriate markings are on the containers ➤ Obtains and reviews the manufacturer's certification for compliance with the contract and all applicable specifications ➤ Verifies that the product appears on the KYTC's LAM ➤ Enters the appropriate information into SiteManager ➤ Forwards the sample, sample label, and the manufacturer's certification to the Division of Materials
DISTRICT MATERIALS ENGINEER (DME)	None
REMARKS	<p>Ensure the useable temperature range is appropriate for the intended use of the material.</p> <p>Materials received on the contract shall be identified as "Component A – Contains Epoxy Resin" and "Component B – Contains Hardener". Each container shall be marked with the name of the manufacturer, lot or batch number, date of packaging, type of pigmentation, and quantity contained therein in gallons.</p>

REMARKS (CONT.)


Potential hazards shall be stated on the package in accordance with the Federal Hazardous Products Labeling Acts.

If the epoxy is not a bid item, the material is accepted as incidental to pavement quantities.

The following is the material code affected by "Extended Contact Epoxy":

30200 Extended Contact Epoxy



 <p>MATERIALS FIELD SAMPLING</p>	<p><i>Chapter</i></p> <p>CHEMISTRY</p>
	<p><i>Subject</i></p> <p>Structural Steel Coatings</p>

INSPECTOR QUALIFICATION	Successful completion of SSPC's Bridge Coating Inspection Program
SAMPLING FREQUENCY	See SiteManager Sampling Checklist for the contract.
SAMPLING METHOD	<p>Mix or agitate the individual components prior to obtaining the samples.</p> <p>Make sure that the one-quart lined sample containers are clean and dry.</p> <p>Label each sample container with the batch or lot number from which the sample is taken.</p> <p>Seal the containers tightly, to prevent leaks or moisture contamination of the materials.</p>
RESIDENT ENGINEER (RE)	<p>The RE:</p> <ul style="list-style-type: none"> ➤ Obtains and reviews the manufacturer's certification for compliance to the contract and all applicable specifications ➤ Verifies that the product is on the KYTC'S LAM ➤ Obtains a sample and enters the appropriate information into SiteManager ➤ Forwards the sample, sample label, and the manufacturer's certification to the Division of Materials ➤ Does not allow the contractor to apply material that has not been tested and approved
DISTRICT MATERIALS ENGINEER (DME)	For contracts utilizing structural steel coatings, global assignments reflect the use of epoxy organic zinc rich primer, epoxy intermediate and urethane finish coats. The DME verifies with the resident engineer each

REMARKS


generic coating type selected for use on the contract and adjusts conversion factors as appropriate.

Any paint provided to the project in damaged containers (for example, missing or illegible labels or batch numbers, dented, rusty, or generally abused) shall be rejected by the engineer.

The following are the material codes affected by "Structural Steel Coatings":


- 35000 Inorganic Zinc Primer
- 35010 Waterborne Inorganic Zinc Primer
- 35020 Organic Zinc Primer
- 35030 Epoxy Organic Zinc Primer
- 35040 Urethane Organic Zinc Primer
- 35050 Epoxy Primer
- 35060 Urethane Primer
- 35070 Acrylic Primer
- 35100 Epoxy Intermediate
- 35110 Urethane Intermediate
- 35120 Acrylic Intermediate
- 35130 Urethane Finish
- 35140 Acrylic Finish
- 35200 Calcium Sulfonate
- 35210 Calcium Sulfonate Primer
- 35220 Calcium Sulfonate Finish
- 35999 Experimental Coating



 <p>MATERIALS FIELD SAMPLING</p>	<p><i>Chapter</i></p> <p>CHEMISTRY</p>
	<p><i>Subject</i></p> <p>Temporary Tape</p>

INSPECTOR QUALIFICATION	Pavement Markings Inspection Technician
SAMPLING FREQUENCY	See SiteManager Sampling Checklist for the contract.
SAMPLING METHOD	None
RESIDENT ENGINEER (RE)	<p>The RE:</p> <ul style="list-style-type: none"> ➤ Obtains and reviews the manufacturer's certification for compliance with the contract and all applicable specifications ➤ Verifies that the product appears on the KYTC's LAM ➤ Enters the appropriate certification information into SiteManager ➤ Performs visual inspection ➤ Enters the appropriate visual inspection information into SiteManager after the material has been installed
DISTRICT MATERIALS ENGINEER (DME)	The DME ensures that "CHCERTIFY" and "CHVISUAL" each are assigned to unique identification numbers in SiteManager.
REMARKS	<p>Temporary pavement marking tapes are approved based on performance of these products on the National Transportation Product Evaluation Program test deck.</p> <p>If these products perform poorly on the contract (for example, do not stay in place, are difficult to remove, etc.) report this to the Division of Materials.</p> <p>This information is necessary to remove substandard products from the KYTC's LAM.</p> <p>The following is the material code affected by "Temporary Tape":</p> <p>33400 Temporary Tape</p>



 <p>MATERIALS FIELD SAMPLING</p>	<i>Chapter</i> CHEMISTRY
	<i>Subject</i> Temporary Traffic Paint

**INSPECTOR
QUALIFICATION**

Pavement Markings Inspection Technician

**SAMPLING
FREQUENCY**

See SiteManager Sampling Checklist for the contract.

**SAMPLING
METHOD**

Perform a visual inspection on all temporary striping.

Perform **KM202** or **KM203** for all temporary striping in place less than 120 days at the request of the engineer.

When a temporary stripe is to be in place for greater than 120 days, obtain a traffic paint sample from the paint striper's gun and place in a one (1) pint lined paint can to be sent to the Division of Materials.

Note: All traffic paint samples sent to the Division of Materials should be accompanied by a manufacturer's certification.

When a temporary stripe is to be in place for greater than 120 days, perform **KM202** or **KM203** within five (5) days of application.

**RESIDENT
ENGINEER (RE)**

The RE:

- Verifies that the visual inspection is performed
- Inspects the containers
- Enters the appropriate information into SiteManager for the visual inspection, retroreflectivity measurements, where applicable, and any traffic paint samples to be sent to the Division of Materials
- If a traffic paint sample is obtained, forwards the sample, sample label, and manufacturer's certification to the Division of Materials

**DISTRICT MATERIALS
ENGINEER (DME)**

For striping in place less than 120 days, the DME creates a unique identification number in SiteManager and assigns the test template "CHVISUAL".

For striping in place greater than 120 days, the DME creates **three** unique identification numbers in SiteManager with one of the following templates assigned to each:

- "CHVISUAL"
- "CHTRAFFCPT"
- "CHKM202" or "CHKM203", assigned as appropriate

REMARKS

Visual inspections of temporary striping are logged into SiteManager with a Sample Type of "Project Acceptance" and an Acceptance Method of "Visual Inspections".

Traffic paint samples sent to the Materials lab are logged into SiteManager with a Sample Type of "Project Acceptance" and an Acceptance Method of "Test Results".


Retroreflectivity measurements of temporary striping are logged into SiteManager with a Sample Type of "Project Acceptance" and an Acceptance Method of "Test Results".

Do not generate a sample identification number for the manufacturer's certification. The certification is to be evaluated with the traffic paint sample by the Division of Materials.

The following are the material codes affected by "Temporary Traffic Paint":

- 33000 Traffic Paint—Yellow
- 33010 Traffic Paint—White
- 33020 Traffic Paint—Black/Blue
- 33030 Durable TP Yellow
- 33040 Durable TP White



 MATERIALS FIELD SAMPLING	<i>Chapter</i> CHEMISTRY
	<i>Subject</i> Variable Message Signs

**INSPECTOR
QUALIFICATION**

None

**SAMPLING
FREQUENCY**

See SiteManager Sampling Checklist for the contract.

**SAMPLING
METHOD**

None

**RESIDENT
ENGINEER (RE)**

The RE:

- Obtains and reviews the manufacturer's certification for compliance with the contract and all applicable specifications
- Ensures that all temporary variable message signs are on the KYTC's [LAM](#)
- Visually inspects variable message signs
- Enters the appropriate information into SiteManager

**DISTRICT MATERIALS
ENGINEER (DME)**


None

REMARKS

The following are material codes affected by "Variable Message Signs":

- 36300 Permanent Variable Message Sign
- 36310 Temporary Variable Message Sign



 <p>MATERIALS FIELD SAMPLING</p>	<p><i>Chapter</i></p> <p>CHEMISTRY</p>
	<p><i>Subject</i></p> <p>Water</p>

**INSPECTOR
QUALIFICATION**

None

**SAMPLING
FREQUENCY**

See SiteManager Sampling Checklist for the contract.

**SAMPLING
METHOD**

Obtain one (1) sample in a clean one (1) liter plastic bottle from the pump or inlet lines.

No sample required for municipal water sources.

**RESIDENT
ENGINEER (RE)**

The RE:

- Obtains sample
- Enters the appropriate information into SiteManager and forwards the sample and sample label to the Division of Materials

**DISTRICT MATERIALS
ENGINEER (DME)**


None

REMARKS

The following is the material code affected by "Water":

32010 Water



 <p>MATERIALS FIELD SAMPLING</p>	<p><i>Chapter</i></p> <p>CONCRETE</p>
	<p><i>Subject</i></p> <p>General Notes</p>

CONCRETE TRUCK PERFORMANCE TEST

1. The concrete mixer performance test is to be performed by the producer in accordance with [Kentucky Method 64-311](#) with random checks performed by the KYTC.
2. If a mixer fails to meet the performance requirements, its use on KYTC projects will be discontinued until repair, replacement, or modification are proved adequate to retest.
3. Trucks delivering central mixed concrete to which water is not added at the jobsite will be exempt from this test.

CONCRETE-MOBILE CALIBRATION

1. Inspect and calibrate concrete-mobile in accordance with [Kentucky Method 64-312](#).
2. Record results of calibration on TC 64-317 form, *Concrete Mobile Calibration Data Sheet*.

APPROVAL OF CONCRETE PLANTS AND MIX DESIGNS

1. Function of the resident engineer (RE):
 - a. Determine if the project has a combined total of 250 yd³ or more of ready mixed concrete.
 1. If the combined total of all classes of concrete equals 250 yd³ or more, the concrete producer must be on the KYTC's [LAM](#) and meet the requirements of Section 601 of the [Kentucky Standard Specifications for Road and Bridge Construction](#).
 2. If the combined total of all classes of concrete is less than 250 yd³, contact the DME to verify that the concrete producer is approved to supply concrete for the KYTC. Requirements in Section 601 of the Kentucky Standard Specifications for Road and Bridge Construction must be met.
 - b. Obtain a copy of the proposed mix design on the appropriate spreadsheet (located on the Division of Materials website: <http://transportation.ky.gov/materials/>) for each class of concrete and submit to the DME. The mix design should be sent from the producer to the contractor and then to the RE.

-
- c. Upon written approval of the mix design from the DME or CO Materials, check the plant to ensure that all ingredient materials match the approved mix design.
 - d. Determine if a trial batch will be required prior to delivery to the project. If a trial batch is required notify the CO Materials.
 - 1. Trial batches are required when a plant has not previously supplied the particular concrete mix for use in KYTC projects. Trial batches may be required any other time as deemed necessary by the resident engineer.
 - 2. If a trial batch is not required, the concrete plant may supply the concrete to the project.
 - e. Obtain ingredient samples as required in this manual and the Sampling Checklist for the project during concrete production.
2. Function of the district materials engineer (DME):
- a. Obtain mix design from the resident engineer.
 - 1. If the mix design is a routine mix, review and approve or disapprove. Check to see that all ingredient materials and sources are included on the KYTC's [LAM](#). Also, check the *Aggregate Restrictions List* to ensure that the aggregate sources submitted do not have restrictions for the intended application. Send written approvals to the concrete plant and a copy to the resident engineer, contractor/sub-contractor, and CO Materials.
 - 2. If the mix design is an experimental mix, HPC mix, Special Note mix designs, or a JPC 24/48/72 mix, forward the design to the CO Materials for approval/disapproval.
 - b. Verify that scale checks are current and ensure the plant meets the requirements of Section 601 of the [Kentucky Standards Specifications for Road and Bridge Construction](#).
 - c. Sample the aggregates and perform the required tests and report results in SiteManager. Compare the specific gravity and absorption for each aggregate source to the mix design.
3. Function of the CO Materials:
- a. Conduct initial inspections and in-depths at all concrete plants that produce concrete for any KYTC project.
 - b. Attend and approve/disapprove all trial batches for KYTC projects.
 - c. Review and approve/disapprove experimental, HPC, 24/48/72 hour, and Special Note mix designs. Send written approvals to the concrete plant and a copy to the resident engineer, DME, and the contractor/sub-contractor.

CHECK ON CONTRACTOR'S EQUIPMENT FOR CEMENT CONCRETE PAVEMENT

1. The plant and equipment shall be inspected prior to approval.
2. Function of the resident engineer:
 - a. Notify the DME that an inspection is needed.
 - b. Perform a joint inspection with materials' personnel.
 - c. Scales and water measuring device inspections are reported on TC 64-316 form, *Scale Report for Concrete Plants* with copies maintained by the DME and division.
3. Inspect the contractor's equipment on the following list:
 - a. Equipment for Applying Curing Compound
 - b. Saws
 - c. Station Numbers
 - d. Equipment for Applying Water for Curing
 - e. Finishing Machines
 - f. Forms (alignment, straightedge, length, stakes, oil)
 - g. Bulkhead
 - h. Vibrators
 - i. Belt
 - j. Burlap Drags
 - k. Straightedges
 - l. Footbridges
 - m. Acceptance Testing Equipment
4. Results of the inspections should be incorporated into the resident engineer's file.

INDEPENDENT ASSURANCE (IAS)

See [MFS-1200](#) for concrete IAS.


QUESTIONS

If you have questions about information located in **MFS-600**, please contact:

Concrete Section Supervisor
Central Office, Division of Materials
1227 Wilkinson Boulevard
Frankfort, Kentucky 40601

Phone: 502-564-3160



 <p style="font-size: 24pt; font-weight: bold; margin: 0;">MATERIALS FIELD SAMPLING</p>	<p><i>Chapter</i></p> <p style="text-align: center; font-weight: bold;">CONCRETE</p> <hr/> <p><i>Subject</i></p> <p style="text-align: center;">Precast: Structural (see remarks)</p>
--	---

INSPECTOR QUALIFICATION None

SAMPLING FREQUENCY See SiteManager Sample Checklist for the project.

SAMPLING METHOD None

RESIDENT ENGINEER (RE) The RE:

- Obtains the signed certification and verifies that all items included in the shipment are included on the certification

Note: The certification should also include the county, project number, dates of manufacture, and a statement of compliance to the current specifications and the [Prestress/Precast Concrete Manual](#).


- Inspects items for conformity with dimensional requirements and checks for defects
- Ensures that markings appear on each piece in conformance to the specifications
- Ensures that the KY Oval is present on each piece
- Makes appropriate SiteManager entries and authorizes sample

DISTRICT MATERIALS ENGINEER (DME) The DME:

- Samples ingredient materials at the precast plant and provides daily inspection (Samples taken at the plant will be logged as informational.)
- Stamps approved products with the KY Oval

REMARKS Included are box culverts, arches, three-sided structures, deck panels, etc.



 <p>MATERIALS FIELD SAMPLING</p>	<p><i>Chapter</i></p> <p>CONCRETE</p>
	<p><i>Subject</i></p> <p>Precast: Non-Structural (see remarks)</p>

**INSPECTOR
QUALIFICATION** None

**SAMPLING
FREQUENCY** See SiteManager Sample Checklist for the contract.

**SAMPLING
METHOD** None

**RESIDENT
ENGINEER (RE)** The RE:

- Obtains the signed certification from the producer and verifies that all items included in the shipment are included on the certification


Note: The certification should also include the county, project number, dates of manufacture, and a statement of compliance to the current specifications and the [Prestress/Precast Concrete Manual](#).

- Inspects items for conformity with dimensional requirements and checks for defects
- Insures that markings appear on each piece in conformance to the specifications
- Makes appropriate SiteManager entries and authorizes sample

**DISTRICT MATERIALS
ENGINEER (DME)** The DME samples ingredient materials at the precast plant. Samples taken at the plant will be logged as informational.

REMARKS Does not include right-of-way markers, vehicle stops, and concrete armoring units (see [MFS-604](#), *Precast: Other*).



 <p style="font-size: 24pt; font-weight: bold; margin: 0;">MATERIALS FIELD SAMPLING</p>	<p><i>Chapter</i></p> <p style="text-align: center; font-weight: bold;">CONCRETE</p> <hr/> <p><i>Subject</i></p> <p style="text-align: center;">Precast: Other (see remarks)</p>
--	--

INSPECTOR QUALIFICATION None

SAMPLING FREQUENCY See SiteManager Sample Checklist for the contract.

SAMPLING METHOD None

RESIDENT ENGINEER (RE) The RE:

- Obtains the signed certification from the producer and verifies that all items included in the shipment are included on the certification


Note: The certification should also include the county, project number, dates of manufacture, and a statement of compliance to the current specifications.

- Inspects items for conformity with dimensional requirements and checks for defects
- Ensures that markings appear on each piece in conformance to the specifications
- Makes appropriate SiteManager entries and authorizes sample

DISTRICT MATERIALS ENGINEER (DME) None

REMARKS Includes right-of-way markers, vehicle stops, and concrete armoring units.



 <p style="font-size: 1.2em; margin: 0;">MATERIALS FIELD SAMPLING</p>	<p><i>Chapter</i></p> <p style="text-align: center;">CONCRETE</p> <hr/> <p><i>Subject</i></p> <p style="text-align: center;">Concrete Overlays (Waterproofing: Latex or Low Slump)</p>
---	--

**INSPECTOR
QUALIFICATION**

Sampling and field Testing—ACI Level I

Compressive Testing—None

**SAMPLING
FREQUENCY**

See SiteManager Sample Checklist for the contract.

See below remarks for density testing on low slump overlays.

**SAMPLING
METHOD**

Sampling Fresh Concrete—[KM 64-301](#)
Air Content—[KM 64-303](#)
Slump—[KM 64-302](#)
Cylinders—[KM 64-305](#)
Thickness (newly constructed decks only)—[KM 64-315](#)
Density (low slump overlays)—[Standard Specs 606.03.18](#)

**RESIDENT
ENGINEER (RE)**

The RE:

- Samples concrete at the job site of construction operations and performs air content, slump, concrete temperature, and air temperature tests
- Molds, cures, and submits cylinders to the DME for testing
- Performs density tests if required
- Samples ingredient materials at the plant location
- Makes appropriate SiteManager entries


**DISTRICT MATERIALS
ENGINEER (DME)**

The DME enters the compressive strength results and authorizes sample.

REMARKS

Density—One test per 50 linear feet for placement widths of 15 feet or less. One test per 25 linear feet for placement widths greater than 15 feet. Air content tests are required each time a density test is taken.



 <p>MATERIALS FIELD SAMPLING</p>	<p><i>Chapter</i></p> <p>CONCRETE</p>
	<p><i>Subject</i></p> <p>Concrete (A, AMOD, AA, AAHPC, AAA, B, D, DMOD, M, P24/48/72)</p>

**INSPECTOR
QUALIFICATION**

Sampling and field Testing—ACI Level I
Compressive Testing—None

**SAMPLING
FREQUENCY**

See SiteManager Sample Checklist for the contract.
See below remarks for start up testing requirements.

**SAMPLING
METHOD**

Sampling Fresh Concrete—[KM 64-301](#)
Air Content—[KM 64-303](#) (if required)
Slump—[KM 64-302](#) (if required)
Cylinders—[KM 64-305](#) (if required)

**RESIDENT
ENGINEER (RE)**

The RE:

- Samples concrete at the job site of construction operations and performs air content, slump, concrete temperature, and air temperature tests
- Molds, cures, and submits cylinders to the DME for testing
- Samples ingredient materials at the plant location
- Makes appropriate SiteManager entries and authorizes sample if compressive strengths are not required

**DISTRICT MATERIALS
ENGINEER (DME)**


The DME enters the compressive strength results and authorizes sample.

REMARKS

Start up Testing (if testing is required)—Test the first unit daily for each class and any one of the next four units for slump, air content, and temperature. If any unit fails specifications, reject the concrete and return to the start up testing.

Additional testing is required for early form removal, applying loads, or opening to traffic.



 MATERIALS FIELD SAMPLING	<i>Chapter</i>	CONCRETE
	<i>Subject</i>	Concrete (P)

**INSPECTOR
QUALIFICATION**

Sampling and field Testing—ACI Level I

Compressive Testing—None

**SAMPLING
FREQUENCY**

See SiteManager Sample Checklist for the contract.

See below remarks for start up testing requirements.

**SAMPLING
METHOD**

Sampling Fresh Concrete—**KM 64-301**

Air Content—**KM 64-303** (if required)

Slump—**KM 64-302** (if required)

Cylinders—**KM 64-305** (if required)

Thickness Cores—Contractor cores in accordance to **KM 64-309**

Core Measurements—**KM 64-308**

**RESIDENT
ENGINEER (RE)**

The RE:

- Samples concrete at the job site of construction operations and performs air content, slump, concrete temperature, and air temperature tests
- Molds, cures, and submits cylinders to the DME for testing
- Samples ingredient materials at the plant location
- Makes appropriate SiteManager entries

**DISTRICT MATERIALS
ENGINEER (DME)**

The DME enters the compressive strength results and authorizes sample.

REMARKS

Start up Testing (if testing is required)—Test the first unit daily for each class and any one of the next four units for slump, air content, and temperature.


If any unit fails specifications, reject the concrete and return to the start up testing.

REMARKS (CONT.)

Additional testing is required for early form removal, applying loads, or opening to traffic.

Thickness cores are not required for projects less than 2,500 square yards.



 <p>MATERIALS FIELD SAMPLING</p>	<p><i>Chapter</i></p> <p>CONCRETE</p>
	<p><i>Subject</i></p> <p>Prestress</p>

**INSPECTOR
QUALIFICATION** None

**SAMPLING
FREQUENCY** See SiteManager Sample Checklist for the contract.

**SAMPLING
METHOD** None

**RESIDENT
ENGINEER (RE)** The RE:


- Inspects for conformity with dimensional requirements, freedom from defects, and presence of the KY Oval
- Makes appropriate SiteManager entries and authorizes sample

**DISTRICT MATERIALS
ENGINEER (DME)** The DME:

- Samples ingredient materials and appurtenances at the prestress plant and provides daily inspection
- Logs all samples taken at the plant as informational
- Stamps approved products with the KY Oval
- Makes appropriate SiteManager entries and authorizes sample

REMARKS Two sample ID's will be required for prestress items. One entry will be made by the district performing plant inspection and the other will be by the RE's crew. The district providing plant inspection will authorize the corresponding sample ID.



 <p>MATERIALS FIELD SAMPLING</p>	<p><i>Chapter</i></p> <p>CONCRETE</p>
	<p><i>Subject</i></p> <p>Flowable Fill</p>

**INSPECTOR
QUALIFICATION** None

**SAMPLING
FREQUENCY** See SiteManager Sample Checklist for the contract.

**SAMPLING
METHOD** None


**RESIDENT
ENGINEER (RE)** The RE:

- Checks certifications to insure the producer is furnishing a mix that meets the specifications
- Makes appropriate SiteManager entries and authorizes sample
- Samples ingredient materials at the concrete plant and logs them into SiteManager

**DISTRICT MATERIALS
ENGINEER (DME)** None

REMARKS None



 <p style="font-size: 24pt; font-weight: bold; margin: 0;">MATERIALS FIELD SAMPLING</p>	<p><i>Chapter</i></p> <p style="text-align: center; font-weight: bold;">CONCRETE</p> <hr/> <p><i>Subject</i></p> <p style="text-align: center;">Concrete Pipe (RCP)</p>
--	---

INSPECTOR QUALIFICATION None

SAMPLING FREQUENCY See SiteManager Sample Checklist for the contract.

SAMPLING METHOD None

RESIDENT ENGINEER (RE) The RE:

- Obtains the signed certification and verifies that all items included in the shipment are included on the certification

Note: The certification should also include the county, project number, dates of manufacture, and a statement of compliance to the current specifications.


- Makes appropriate SiteManager entries and authorizes sample

DISTRICT MATERIALS ENGINEER (DME) The DME:

- Samples ingredient materials at the pipe plant
- Logs samples taken at the plant as informational

REMARKS None



 <p>MATERIALS FIELD SAMPLING</p>	<p><i>Chapter</i></p> <p>CONCRETE</p>
	<p><i>Subject</i></p> <p>Elastomeric Bearing Pads</p>

**INSPECTOR
QUALIFICATION** None

**SAMPLING
FREQUENCY** See SiteManager Sample Checklist for the contract.

**SAMPLING
METHOD** None


**RESIDENT
ENGINEER (RE)** The RE:

- Obtains the signed certification and verifies that the bearing pads conform to the specifications
- Checks to make sure the size supplied meets the requirements on the plans
- Makes appropriate SiteManager entries and authorizes sample

**DISTRICT MATERIALS
ENGINEER (DME)** None

REMARKS None



 <p style="font-size: 1.2em; margin: 0;">MATERIALS FIELD SAMPLING</p>	<p><i>Chapter</i></p> <p style="text-align: center;">CONCRETE</p> <hr/> <p><i>Subject</i></p> <p style="text-align: center;">Manhole Steps</p>
---	--

INSPECTOR QUALIFICATION None

SAMPLING FREQUENCY See SiteManager Sample Checklist for the contract.

SAMPLING METHOD None

RESIDENT ENGINEER (RE) The RE:

- Obtains the signed certification stating the steps conform to ASTM C 478


Note: Manufacturer must be on the [List of Approved Materials](#).

- Makes appropriate SiteManager entries and authorizes sample

DISTRICT MATERIALS ENGINEER (DME) None

REMARKS None



 <p>MATERIALS FIELD SAMPLING</p>	<p><i>Chapter</i></p> <p>CONCRETE</p>
	<p><i>Subject</i></p> <p>Detectable Sidewalk Warning Pavers (Concrete)</p>

**INSPECTOR
QUALIFICATION** None

**SAMPLING
FREQUENCY** See SiteManager Sample Checklist for the contract.

**SAMPLING
METHOD** None


**RESIDENT
ENGINEER (RE)** The RE:

- Obtains the signed certification from the producer stating that the pavers conform to ASTM C 936, ASTM C 902 Class SX-Type I, or ASTM C 1272 (Type R or F)
- Makes appropriate SiteManager entries and authorizes sample

**DISTRICT MATERIALS
ENGINEER (DME)** None

REMARKS None



 <p>MATERIALS FIELD SAMPLING</p>	<p><i>Chapter</i></p> <p>CONCRETE</p>
	<p><i>Subject</i></p> <p>Concrete Admixtures (Type A, C, D, E, F, G, & Corrosion Inhibitors)</p>

INSPECTOR QUALIFICATION None

SAMPLING FREQUENCY Obtain one sample yearly for precast, prestress, and concrete pipe plants.


SAMPLING METHOD Obtain a one-quart sample in a plastic one-quart container.

RESIDENT ENGINEER (RE) None

DISTRICT MATERIALS ENGINEER (DME) The DME makes appropriate SiteManager entries (informational) and sends the sample to the Central Office Laboratory (T415).

REMARKS None



 <p>MATERIALS FIELD SAMPLING</p>	<p><i>Chapter</i></p> <p>GEOTECHNICAL</p>
	<p><i>Subject</i></p> <p>General Notes</p>

**INSPECTOR
QUALIFICATION**

Grading Level I and/or Grading Level II is required for all sampling and testing of all fill materials used for embankments, subgrades, refill applications, etc.

**SAMPLING
FREQUENCY**

See SiteManager sampling checklist for contract sampling requirements.

**SAMPLING
METHOD**

Field density tests will be performed by nuclear density gauges in accordance with [KM 64-002](#) and according to gauge manufacturer's recommendations. All tests are to be conducted on representative areas corresponding to the appropriate material tested by [KM 64-511](#). Use the correction chart contained in [KM 64-511](#) to make proper corrections for the amount of durable coarse material in the sample when different from the original test. [KM 64-512](#), "One Point Proctor Method" should be used when soils are being mixed or validity of the standard proctor results is in question.

Field density tests are not required, unless specified on the plans or proposal when:

- Embankments or subgrade are constructed of **durable** rock (limestone, sandstone, or durable shale with SDI>95)
- Soil contains greater than 60 percent durable coarse material (plus No. 4 sieve)

Note: The size of the rock may preclude performing tests on material containing less than 60 percent durable coarse material in some instances. However, the inspector shall perform a sieve analysis and include the results in SiteManager. When a density test cannot be performed, determine compaction by visual inspection.

- The project plans or proposal waives the density requirements

**RESIDENT
ENGINEER (RE)**

The field inspector is to perform all nuclear density tests and record these results along with any coarse material corrections and One Point Proctor results into SiteManager by use of the Nuclear Density Spreadsheet.


**DISTRICT MATERIALS
ENGINEER (DME)**

Performs [KM 64-511](#) "Standard Procter Test" on samples as needed.

REMARKS

None



 <p style="font-size: 24pt; font-weight: bold; margin: 0;">MATERIALS FIELD SAMPLING</p>	<p><i>Chapter</i></p> <p style="text-align: center; font-weight: bold;">GEOTECHNICAL</p> <hr/> <p><i>Subject</i></p> <p style="text-align: center;">Borrow</p>
--	--

INSPECTOR QUALIFICATION Grading Level I and/or Grading Level II is required for all sampling and testing of all fill materials used for embankments, subgrades, refill applications, etc.

SAMPLING FREQUENCY See SiteManager sampling checklist for contract sampling requirements.

SAMPLING METHOD Obtain one Plastic bag containing 40 lbs of soil from each soil horizon. A minimum of one sample per area not to exceed one acre.

RESIDENT ENGINEER (RE) The RE:


- Obtains the sample
- Logs the sample into SiteManager to have the test method "GTPROCTOR" assigned to be tested

DISTRICT MATERIALS ENGINEER (DME) The DME:

- Performs GTPROCTOR on samples as needed
- Forwards the sample to the Geotechnical Branch if the CBR test is required in addition to the GTPROCTOR test

REMARKS None



 <p>MATERIALS FIELD SAMPLING</p>	<p><i>Chapter</i></p> <p>GEOTECHNICAL</p>
	<p><i>Subject</i></p> <p>Embankments</p>

INSPECTOR QUALIFICATION Grading Level I and/or Grading Level II is required for all sampling and testing of all fill materials used for embankments, subgrades, refill applications, etc.

SAMPLING FREQUENCY See SiteManager sampling checklist for contract sampling requirements.


SAMPLING METHOD Follow [KM 64-002-03](#) and manufacturer’s instructions for conducting nuclear density tests.

RESIDENT ENGINEER (RE) The RE performs the nuclear density test and records all results in SiteManager into test template “GTNUCDENS” using the appropriate nuclear density spreadsheet.

DISTRICT MATERIALS ENGINEER (DME) The DME performs any IAS testing as necessary. See [MFS-1200](#) for details.

REMARKS None



 <p>MATERIALS FIELD SAMPLING</p>	<p><i>Chapter</i></p> <p>GEOTECHNICAL</p>
	<p><i>Subject</i></p> <p>Chemically Stabilized Subgrades</p>

**INSPECTOR
QUALIFICATION**

Grading Level I and/or Grading Level II is required for all sampling and testing of all fill materials used for embankments, subgrades, refill applications, etc.

**SAMPLING
FREQUENCY**

See SiteManager sampling checklist for contract sampling requirements.

See remarks.

**SAMPLING
METHOD**

Obtain one 40-pound sample of soil in a plastic bag.

Follow [KM 64-002-03](#) and manufacturer's instructions for conducting nuclear density tests.

**RESIDENT
ENGINEER (RE)**

The RE:

- Performs nuclear density test and records all results in SiteManager into test template "GTNUCDENS" using the appropriate nuclear density spreadsheet
- Obtains the 40-pound sample
- Logs sample into SiteManager and assigns test template "GTDENSITY"

**DISTRICT MATERIALS
ENGINEER (DME)**


The DME:

- Forwards 40-pound soil sample to the Geotechnical Branch for testing
- Performs any IAS testing (see [MFS-1200](#)) as necessary

REMARKS

One bag sample for every 1000 linear feet of roadway



 <p>MATERIALS FIELD SAMPLING</p>	<p><i>Chapter</i></p> <p>GEOTECHNICAL</p>
	<p><i>Subject</i></p> <p>Subgrades</p>

INSPECTOR QUALIFICATION Grading Level I and/or Grading Level II is required for all sampling and testing of all fill materials used for embankments, subgrades, refill applications, etc.

SAMPLING FREQUENCY See SiteManager sampling checklist for contract sampling requirements.


SAMPLING METHOD Follow [KM 64-002-03](#) and manufacturer’s instructions for conducting nuclear density tests.

RESIDENT ENGINEER (RE) The RE performs the nuclear density test and records all results in SiteManager into test template “GTNUCDENS” using the appropriate nuclear density spreadsheet.

DISTRICT MATERIALS ENGINEER (DME) The DME performs any IAS testing as necessary. See [MFS-1200](#) for details.

REMARKS None



 <p>MATERIALS FIELD SAMPLING</p>	<p><i>Chapter</i></p> <p>GEOTECHNICAL</p>
	<p><i>Subject</i></p> <p>Topsoil</p>

INSPECTOR QUALIFICATION Grading Level I and/or Grading Level II is required for all sampling and testing of all fill materials used for embankments, subgrades, refill applications, etc.

SAMPLING FREQUENCY See remarks.


SAMPLING METHOD Perform 8 to 10 borings using a soil probe, auger, or spade; collect the cuttings; and combine into one sample of at least 5 pounds.

RESIDENT ENGINEER (RE) The RE obtains the sample and sends to the Geotechnical Branch.

DISTRICT MATERIALS ENGINEER (DME) The DME obtains the sample and sends to the Geotechnical Branch.

REMARKS One sample per area not to exceed one acre




 <p>MATERIALS FIELD SAMPLING</p>	<i>Chapter</i> LIQUID ASPHALT
	<i>Subject</i> General Notes

For any questions pertaining to the information presented in this section, please contact:

Liquid Asphalt Section Supervisor
Kentucky Transportation Cabinet
Department of Highways
Division of Materials
1227 Wilkinson Boulevard
Frankfort, KY 40601-1226

Phone: 502-564-3160
Fax: 502-564-7034



 <p>MATERIALS FIELD SAMPLING</p>	<p><i>Chapter</i></p> <p>LIQUID ASPHALT</p>
	<p><i>Subject</i></p> <p>Asphalt Curing Seal (RS-2, SS-1h, & SS-1)</p>

**INSPECTOR
QUALIFICATION**

None

**SAMPLING
FREQUENCY**

See SiteManager Sampling Checklist for the contract.

**SAMPLING
METHOD**

Sample the material, or witness the contractor's personnel sampling the material.

Obtain two 1-gallon samples from the contractor's distributor according to [KM 64-404](#).

Place the samples in polyethylene containers and identify them with the special labels available from the Liquid Asphalt Section. Completely fill out the labels. Obtain signatures of the project and contractor personnel involved in sampling.

**RESIDENT
ENGINEER (RE)**

The RE:

- Verifies the material is certified by locating the twelve digit lot number (three letters followed by a three-digit tank designation and date) on the producer's bill-of-lading.
- Ensures that the date of shipment is not over 30 days from the approval date (last six digits of the lot number) and that it is used before it expires. The material expires if it is not used within 30 days from the date of shipment.
- Forwards the sample to the division.
- If the material fails to satisfy the applicable certification requirements, rejects the material.

**DISTRICT MATERIALS
ENGINEER (DME)**

None

REMARKS

Submit the samples to the division within seven days of sampling.


Protect emulsion samples from freezing.

Sample stored material seven days prior to its expiration to avoid delays in the use of the material.

If the material is expired:

- Obtain one sample
- Forward the sample to the division
- **Do not use the material until it is tested and approved**



 <p>MATERIALS FIELD SAMPLING</p>	<p><i>Chapter</i></p> <p>LIQUID ASPHALT</p>
	<p><i>Subject</i></p> <p>Asphalt Mastic</p>

**INSPECTOR
QUALIFICATION**

None

**SAMPLING
FREQUENCY**

See SiteManager Sampling Checklist for the contract.

**SAMPLING
METHOD**

Obtain one 1-quart sample in a metal, friction-top can.

**RESIDENT
ENGINEER (RE)**

The RE:

- Obtains the producer's certification stating that the material satisfies Subsection 807.03.04 A) of the [Specifications](#)
 - Ensures the material has not expired
- Note:** The material must be used within six months of the date of shipment or must be retested before using.
- Forwards the sample to the division
 - If the material fails to satisfy the applicable certification requirements, rejects the material

**DISTRICT MATERIALS
ENGINEER (DME)**


None

REMARKS

If the material has expired:

- Obtain one sample for each lot
- Forward the sample to the division
- **Do not use the material until it is tested and approved**



 <p>MATERIALS FIELD SAMPLING</p>	<p><i>Chapter</i></p> <p>LIQUID ASPHALT</p>
	<p><i>Subject</i></p> <p>Asphalt Mop Coat (Waterproofing: Type A)</p>

**INSPECTOR
QUALIFICATION** None

**SAMPLING
FREQUENCY** See SiteManager Sampling Checklist for the contract.

**SAMPLING
METHOD** Obtain one 5-pound piece (or 5 pounds in small pieces) and place the sample in a clean, plastic-lined bag.


**RESIDENT
ENGINEER (RE)** The RE:

- Obtains the producer’s certification indicating the material satisfies ASTM D 449
- Forwards the sample to the division
- If the material fails to satisfy the applicable certification requirements, rejects the material

**DISTRICT MATERIALS
ENGINEER (DME)** None

REMARKS None



 <p>MATERIALS FIELD SAMPLING</p>	<p><i>Chapter</i></p> <p>LIQUID ASPHALT</p>
	<p><i>Subject</i></p> <p>Asphalt Seal Coat (HFRS-2 & RS-2)</p>

**INSPECTOR
QUALIFICATION**

None

**SAMPLING
FREQUENCY**

See SiteManager Sampling Checklist for the contract.

**SAMPLING
METHOD**

Sample the material, or witness the contractor's personnel sampling the material.

Obtain two 1-gallon samples from the contractor's distributor according to [KM-64-404](#).

Place the samples in polyethylene containers and identify them with the special labels available from the Liquid Asphalt Section. Completely fill out the labels. Obtain signatures of the project and contractor personnel involved in sampling.

**RESIDENT
ENGINEER (RE)**

The RE:

- Verifies the material is certified by locating the twelve-digit lot number (three letters followed by a three-digit tank designation and date) on the producer's bill-of-lading
- Ensures that the date of shipment is not over 30 days from the approval date (last six digits of the lot number) and that it is used before it expires

Note: The material expires if not used within 30 days from the date of shipment.

- Forwards the sample to the division
- If the material fails to satisfy the applicable certification requirements, rejects the material

**DISTRICT MATERIALS
ENGINEER (DME)**

None

REMARKS

Submit the samples to the division within seven days of sampling.


Protect emulsion samples from freezing.

Sample stored material seven days prior to its expiration to avoid delays in the use of the material.

If the material has expired:

- Obtain one sample
- Forward the sample to the division
- **Do not use the material until it is tested and approved**



 <p>MATERIALS FIELD SAMPLING</p>	<p><i>Chapter</i></p> <p>LIQUID ASPHALT</p>
	<p><i>Subject</i></p> <p>Butyl Rubber Sealants</p>

**INSPECTOR
QUALIFICATION**

None

**SAMPLING
FREQUENCY**

See SiteManager Sampling Checklist for the contract.

**SAMPLING
METHOD**

Obtain a 5-foot sample of sealant.

**RESIDENT
ENGINEER (RE)**

The RE:

- Obtains the producer's certification stating that the material satisfies the applicable portions of AASHTO M 198
- Forwards the sample to the division
- If the material fails to satisfy the applicable certification requirements, rejects the material


**DISTRICT MATERIALS
ENGINEER (DME)**

None

REMARKS

None



 <p>MATERIALS FIELD SAMPLING</p>	<p><i>Chapter</i></p> <p>LIQUID ASPHALT</p>
	<p><i>Subject</i></p> <p>Emulsified Asphalts (Non-Polymer)</p>

**INSPECTOR
QUALIFICATION**

None

**SAMPLING
FREQUENCY**

See SiteManager Sampling Checklist for the contract.

**SAMPLING
METHOD**

Sample the material, or witness the contractor's personnel sampling the material.

Obtain two 1-gallon samples from the contractor's distributor according to [KM 64-404](#).

Place the samples in polyethylene containers and identify them with the special labels available from the Liquid Asphalt Section. Completely fill out the labels. Obtain signatures of the project and contractor personnel involved in sampling.

**RESIDENT
ENGINEER (RE)**

The RE:

- Verifies the material is certified by locating the twelve-digit lot number (three letters followed by a three-digit tank designation and date) on the producer's bill-of-lading
- Ensures that the date of shipment is not over 30 days from the approval date (last six digits of the lot number) and that it is used before it expires

Note: The material expires if not used within 30 days from the date of shipment.

- Forwards the sample to the division
- If the material fails to satisfy the applicable certification requirements, rejects the material

**DISTRICT MATERIALS
ENGINEER (DME)**

None

REMARKS

Sample the material based upon the total combined tonnage of mix on the contract.

Submit the samples to the division within seven days of sampling.


Protect emulsion samples from freezing.

Sample stored material seven days prior to its expiration to avoid delays in the use of the material.

If the material has expired:

- Obtain a sample for each storage tank
- Forward the sample to the division
- **Do not use the material until it is tested and approved**



 <p>MATERIALS FIELD SAMPLING</p>	<p><i>Chapter</i></p> <p>LIQUID ASPHALT</p>
	<p><i>Subject</i></p> <p>Fiberglass Asphalt Waterproofing Membrane (One-Step Membrane)</p>

INSPECTOR QUALIFICATION None

SAMPLING FREQUENCY See SiteManager Sampling Checklist for the contract.

SAMPLING METHOD Obtain a 10-foot long sample.


RESIDENT ENGINEER (RE) The RE:

- Obtains the producer's certification stating that the material satisfies Subsection 808.05 of the [Specifications](#)
- Forwards the sample to the division
- If the material fails to satisfy the applicable certification requirements, rejects the material

DISTRICT MATERIALS ENGINEER (DME) None

REMARKS None



 <p>MATERIALS FIELD SAMPLING</p>	<p><i>Chapter</i></p> <p>LIQUID ASPHALT</p>
	<p><i>Subject</i></p> <p>Hot-Poured Elastic Joint Sealers</p>

**INSPECTOR
QUALIFICATION**

None

**SAMPLING
FREQUENCY**

See SiteManager Sampling Checklist for the contract.

**SAMPLING
METHOD**

Extrude two 5-pound samples of the heated material directly from the kettle. "Turkey size" *Reynolds* oven bags placed inside small cardboard boxes or cement cylinder molds have been found suitable. Ensure the product temperature is 400° F or less at the time of sampling.

**RESIDENT
ENGINEER (RE)**

The RE:

- Obtains the producer's certification stating that the material satisfies ASTM D 6690 (Type II)
- Verifies that the material has not expired

Note: The material must be used within one year of the shipment date on the bill-of-lading/load ticket.

- Forwards the sample to the division
- If the material fails to satisfy the applicable certification requirements, rejects the material

**DISTRICT MATERIALS
ENGINEER (DME)**


The DME assists the resident engineer as necessary. If a sample is required, the DME forwards the sample to the division.

REMARKS

If the material has expired:

- Obtain a sample for each lot
- Forward the sample to the division
- **Do not use the material until it is tested and approved**



 <p>MATERIALS FIELD SAMPLING</p>	<p><i>Chapter</i></p> <p>LIQUID ASPHALT</p>
	<p><i>Subject</i></p> <p>Layered, Fiber-Reinforced Waterproofing Membrane</p>

**INSPECTOR
QUALIFICATION**

None

**SAMPLING
FREQUENCY**

See SiteManager Sampling Checklist for the contract.

**SAMPLING
METHOD**

Not applicable

**RESIDENT
ENGINEER (RE)**

The RE:

- Obtains the producer's certification stating that the material satisfies ASTM C 877, Type II (excluding the steel straps)
- If the material does not satisfy ASTM C 877, Type II (excluding the steel straps), rejects the material


**DISTRICT MATERIALS
ENGINEER (DME)**

None

REMARKS

None



 <p>MATERIALS FIELD SAMPLING</p>	<p><i>Chapter</i></p> <p>LIQUID ASPHALT</p>
	<p><i>Subject</i></p> <p>Liquid Asphalt for Cold-Patching Mixtures (AE-200)</p>

**INSPECTOR
QUALIFICATION**

None

**SAMPLING
FREQUENCY**

See SiteManager Sampling Checklist for the contract.

**SAMPLING
METHOD**

Sample the material, or witness the contractor's personnel sampling the material.

Obtain two 1-gallon samples from the contractor's distributor according to [KM 64-404](#).

Identify the samples with the special labels available from the Liquid Asphalt Section. Completely fill out the labels. Obtain signatures of the project and contractor personnel involved in sampling.

**RESIDENT
ENGINEER (RE)**

The RE:

- Verifies the material is certified by locating the twelve-digit lot number (three letters followed by a three-digit tank designation and date) on the producer's bill-of-lading
- Ensures that the date of shipment is not over 30 days from the approval date (last six digits of the lot number) and that it is used before it expires

Note: The material expires if it is not used within 30 days from the date of shipment.

- Forwards the sample to the division
- If the material fails to satisfy the applicable certification requirements, rejects the material

**DISTRICT MATERIALS
ENGINEER (DME)**

None

REMARKS

Submit the samples to the division within seven days of sampling.


Protect emulsion samples from freezing.

Sample stored material seven days prior to its expiration to avoid delays in the use of the material.

If the material has expired:

- Obtain one sample
- Forward the sample to the division
- **Do not use the material until it is tested and approved**



 <p>MATERIALS FIELD SAMPLING</p>	<p><i>Chapter</i></p> <p>LIQUID ASPHALT</p>
	<p><i>Subject</i></p> <p>Liquid Asphalt for Cold-Patching Mixtures (KP-4 & KP-6)</p>

**INSPECTOR
QUALIFICATION**

None

**SAMPLING
FREQUENCY**

See SiteManager Sampling Checklist for the contract.

**SAMPLING
METHOD**

Sample the material, or witness the contractor's personnel sampling the material.

For KP-2 and KP-6, obtain two 1-gallon samples from the contractor's tank according to **KM 64-404**. Place the sample in a metal can.

For KP-4, obtain two 1-gallon samples from the contractor's tank according to **KM 64-404**. Place the sample in a polyethylene container.

Identify the samples with the special labels available from the Liquid Asphalt Section. Completely fill out the labels. Obtain signatures of the project and contractor personnel involved in sampling.

**RESIDENT
ENGINEER (RE)**

The RE:

- Verifies the material is certified by locating the twelve-digit lot number (three letters followed by a three-digit tank designation and date) on the producer's bill-of-lading
- Ensures that the date of shipment is not over 30 days from the approval date (last six digits of the lot number) and that it is used before it expires

Note: The material expires if it is not used within 30 days from the date of shipment.

- Forwards the sample to the division
- If the material fails to satisfy the applicable certification requirements, rejects the material

**DISTRICT MATERIALS
ENGINEER (DME)**

The DME assists the resident engineer as necessary.

REMARKS

Submit the samples to the division within seven days of sampling.


Protect emulsion samples from freezing.

Sample stored material seven days prior to its expiration to avoid delays in the use of the material.

If the material has expired:

- Obtain one sample for each lot
- Forward the sample to the division
- **Do not use the material until it is tested and approved**



 <p>MATERIALS FIELD SAMPLING</p>	<p><i>Chapter</i></p> <p>LIQUID ASPHALT</p>
	<p><i>Subject</i></p> <p>Longitudinal Joint Adhesive (Pavement Joint Adhesive, Joint Adhesive)</p>

INSPECTOR QUALIFICATION None

SAMPLING FREQUENCY See SiteManager Sampling Checklist for the contract.

SAMPLING METHOD Extrude two 5-pound samples of the heated material directly from the kettle. "Turkey size" *Reynolds* oven bags placed inside small cardboard boxes or cement cylinder molds have been found suitable. Ensure the product temperature is 400° F or less at the time of sampling.


RESIDENT ENGINEER (RE) The RE:

- Obtains the producer's certification stating that the material satisfies the *Special Note of Longitudinal Joint Adhesive*
- Forwards the sample to the division
- If the material fails to satisfy the applicable certification requirements, rejects the material

DISTRICT MATERIALS ENGINEER (DME) None

REMARKS None



 <p>MATERIALS FIELD SAMPLING</p>	<p><i>Chapter</i></p> <p>LIQUID ASPHALT</p>
	<p><i>Subject</i></p> <p>Performance-Graded (PG) Binders</p>

**INSPECTOR
QUALIFICATION**

None

**SAMPLING
FREQUENCY**

See SiteManager Sampling Checklist for the contract.

**SAMPLING
METHOD**

Sample the material, or witness the contractor's personnel sampling the material.

Obtain two 1-quart samples according to [KM 64-404](#).

Obtain the samples from the contractor's storage tank or the feed line between the pugmill and the storage tank.

Place the samples in metal cans and identify them with the special labels available from the Liquid Asphalt Section. Completely fill out the labels. Obtain signatures of the project and contractor personnel involved in sampling.

**RESIDENT
ENGINEER (RE)**

The RE:

- Ensures the supplier and material are on the [Approved Materials List](#)
- Verifies the material is certified by locating the twelve-digit lot number (three letters followed by a three-digit tank designation and date) on the producer's bill-of-lading
- Ensures that the date of shipment is not over 30 days from the approval date (last six digits of the lot number) and that it is used before it expires

Note: The material expires if not used within 60 days from the date of shipment.

- Forwards the sample to the division
- If the material fails to satisfy the applicable certification requirements, rejects the material

**DISTRICT MATERIALS
ENGINEER (DME)**

None

REMARKS

Submit samples of stored material seven days prior to its expiration to avoid delays in the use of the material.


When the contractor's personnel sample from a storage tank in lieu of sampling from the feed line, confirm that the PG binder sampled is actually being utilized in the asphalt mixture produced for the project.

The district materials engineer should assist the resident engineer as necessary.

If the material has expired:

- Obtain a sample for each lot
- Forward the sample to the DME
- **Do not use the material until it is tested and approved**



 <p>MATERIALS FIELD SAMPLING</p>	<p><i>Chapter</i></p> <p>LIQUID ASPHALT</p>
	<p><i>Subject</i></p> <p>Polymer Asphalt Emulsions (CRS-2P)</p>

**INSPECTOR
QUALIFICATION**

None

**SAMPLING
FREQUENCY**

See SiteManager Sampling Checklist for the contract.

**SAMPLING
METHOD**

Sample the material, or witness the contractor's personnel sampling the material.

Obtain two 1-gallon samples from the contractor's distributor according to [KM 64-404](#).

Place the samples in polyethylene containers and identify them with the special labels available from the Liquid Asphalt Section. Completely fill out the labels. Obtain signatures of the project and contractor personnel involved in sampling.

**RESIDENT
ENGINEER (RE)**

The RE:

- Verifies the material is certified by locating the twelve-digit lot number (three letters followed by a three-digit tank designation and date) on the producer's bill-of-lading
- Ensures that the date of shipment is not over 30 days from the approval date (last six digits of the lot number) and that it is used before it expires

Note: The material expires if not used within 30 days from the date of shipment.

- Forwards the sample to the division
- If the material fails to satisfy the applicable certification requirements, rejects the material

**DISTRICT MATERIALS
ENGINEER (DME)**

None

REMARKS

Submit the samples to the division within seven days of sampling.


Protect emulsion samples from freezing.

Sample stored material seven days prior to its expiration to avoid delays in the use of the material.

If the material has expired:

- Obtain a sample for each storage tank
- Forward the sample to the division
- **Do not use the material until it is tested and approved**



 <p>MATERIALS FIELD SAMPLING</p>	<p><i>Chapter</i></p> <p>LIQUID ASPHALT</p>
	<p><i>Subject</i></p> <p>Preformed Compression Joint Sealers (Neoprene)</p>

**INSPECTOR
QUALIFICATION**

None

**SAMPLING
FREQUENCY**

See SiteManager Sampling Checklist for the contract.

**SAMPLING
METHOD**

If a sufficient length of material will not remain for the job after sampling, reject the material.

Obtain one 6-foot sample.

**RESIDENT
ENGINEER (RE)**

The RE:

- Verifies the seal, in the appropriate width, is on the [Approved Materials List](#)
- Obtains the producer's certification stating that the material satisfies Subsection 807.03.02 A) of the [Specifications](#)
- Verifies that the lot number and size marked on the seal are the same as the lot number and size on the producer's certification
- Verifies that the material has not expired

Note: The material must be used within one year of the date of shipment to the jobsite.

- If the material fails to satisfy the applicable certification requirements, rejects the material

**DISTRICT MATERIALS
ENGINEER (DME)**


None

REMARKS

If the material has expired:

- For both bridge and pavement seals, obtain one sample per size and cross-section shape per project
- Forward the sample to the division
- **Do not use the material until it is tested and approved**



 <p>MATERIALS FIELD SAMPLING</p>	<p><i>Chapter</i></p> <p>LIQUID ASPHALT</p>
	<p><i>Subject</i></p> <p>Preformed Expansion Joint Strip Seals (Neoprene)</p>

**INSPECTOR
QUALIFICATION**

None

**SAMPLING
FREQUENCY**

See SiteManager Sampling Checklist for the contract.

**SAMPLING
METHOD**

If a sufficient length of material will not remain for the job after sampling, reject the material.

Obtain one 6-foot sample.

**RESIDENT
ENGINEER (RE)**

The RE:

- Obtains the producer's certification stating that the material satisfies Subsection 807.03.03 A) of the [Specifications](#)
- Verifies that the strip seal satisfies any dimension requirements on the plans
- Verifies that the lot number and size marked on the seal are the same as the lot number and size on the producer's certification
- Verifies that the material has not expired

Note: The material must be used within one year of the date of shipment to the jobsite.

- If the material fails to satisfy the applicable certification requirements, rejects the material

**DISTRICT MATERIALS
ENGINEER (DME)**


None

REMARKS

If the material has expired:

- Obtain a sample
- Forward the sample to the division
- **Do not use the material until it is tested and approved**



 <p>MATERIALS FIELD SAMPLING</p>	<p><i>Chapter</i></p> <p>LIQUID ASPHALT</p>
	<p><i>Subject</i></p> <p>Rubber Gaskets</p>

**INSPECTOR
QUALIFICATION** None

**SAMPLING
FREQUENCY** See SiteManager Sampling Checklist for the contract.

**SAMPLING
METHOD** Obtain two representative gaskets.


**RESIDENT
ENGINEER (RE)** The RE:

- Obtains the producer’s certification stating that the material satisfies the applicable portions of AASHTO M 315 for each size and lot
- If the material fails to satisfy the applicable certification requirements, rejects the material

**DISTRICT MATERIALS
ENGINEER (DME)** None

REMARKS None



 <p>MATERIALS FIELD SAMPLING</p>	<p><i>Chapter</i></p> <p>LIQUID ASPHALT</p>
	<p><i>Subject</i></p> <p>Silicone Rubber Sealant (One Component, Non-Sag, & Self-Leveling)</p>

INSPECTOR QUALIFICATION None

SAMPLING FREQUENCY See SiteManager Sampling Checklist for the contract.

SAMPLING METHOD Obtain one 12-ounce *Semco* tube sample during application of the material.

Do not open the product container for sampling only.

Sampling containers may be obtained from the Liquid Asphalt Section.


RESIDENT ENGINEER (RE) The RE:

- Obtains the producer’s certification stating the material satisfies 807.03.05 A) of the [Specifications](#)
- Verifies that the lot number on the container matches the lot number on the producer’s certification
- Obtains five plugs, 2 inches in length, per day of production and ensures conformance to the required geometry specified for the joint seal [See Subsection 501.03.18 D) of the Specifications for further information]
- Forwards the *Semco* tube sample to the division
- If the material fails to satisfy the applicable certification requirements, rejects the material

DISTRICT MATERIALS ENGINEER (DME) None

REMARKS None



 <p>MATERIALS FIELD SAMPLING</p>	<p><i>Chapter</i></p> <p>LIQUID ASPHALT</p>
	<p><i>Subject</i></p> <p>Silicone Rubber Sealant (Two Component, Rapid Cure)</p>

**INSPECTOR
QUALIFICATION** None

**SAMPLING
FREQUENCY** See SiteManager Sampling Checklist for the contract.

**SAMPLING
METHOD** Not applicable


**RESIDENT
ENGINEER (RE)** The RE:

- Obtains the producer’s certification stating that the material satisfies Subsection 807.03.05 B) of the Specifications
- Verifies that the lot number on the container matches the lot number on the producer’s certification
- Obtains five plugs, 2 inches in length, per day of production and ensures conformance to the required geometry specified for the joint seal [See Subsection 501.03.18 D) of the Specifications for further information]
- If the material fails to satisfy the applicable certification requirements, rejects the material

**DISTRICT MATERIALS
ENGINEER (DME)** None

REMARKS None



 <p>MATERIALS FIELD SAMPLING</p>	<p><i>Chapter</i></p> <p>LIQUID ASPHALT</p>
	<p><i>Subject</i></p> <p>Traffic Loop Encapsulant</p>

**INSPECTOR
QUALIFICATION** None

**SAMPLING
FREQUENCY** See SiteManager Sampling Checklist for the contract.

**SAMPLING
METHOD** Obtain one pre-packaged, 32-ounce tube from the producer.

**RESIDENT
ENGINEER (RE)** The RE:


- Obtains the producer’s certification for each lot number stating it meets the requirements of Subsection 835.06 of the Specifications
- Verifies that the lot number on the container matches the lot number on the producer’s certification
- Ensures that the material is used within one year from the date of manufacture
- Forwards the sample to the division
- If the material fails to satisfy the applicable certification requirements, rejects the material

**DISTRICT MATERIALS
ENGINEER (DME)** None

REMARKS If the material has expired:

- Obtain one sample per lot
- Forward the sample to the division
- **Do not use the material until it is tested and approved**



 <p>MATERIALS FIELD SAMPLING</p>	<p><i>Chapter</i></p> <p>PHYSICAL</p>
	<p><i>Subject</i></p> <p>General Notes</p>

The Physical Section has responsibility for many different types of materials. Some field testing is performed by district construction or materials crews but many materials are sampled from the project and transported by Cabinet personnel, US Postal Service, or private courier to the Division for testing. Other materials are accepted by these crews based on *certification* of materials by the producers or suppliers. Often Cabinet personnel simply collect the samples and/or accompanying documentation, accept the materials, and file the documentation in the district office project files.

Many of these materials have unique sampling requirements which must be listed individually. This manual guides the user in utilizing each unique sampling method. Actual frequencies of sampling may be found in SiteManager or by contacting the Physical Section.


Note: *Certification* means documentation by the *manufacturer*, as opposed to the *supplier*, that the material meets the required specification. The specification must be cited and the certification must be signed and dated by the manufacturer's representative.

For any questions pertaining to this information, please contact:

Physical Section Supervisor
Central Office, Division of Materials
1227 Wilkinson Boulevard
Frankfort, KY 40601

Phone: 502.564.3160
FAX: 502-564-7034



 MATERIALS FIELD SAMPLING	<i>Chapter</i> PHYSICAL
	<i>Subject</i> Bolts (A 325), Nuts, & Washers (for Bridges)

**INSPECTOR
QUALIFICATION** None

**SAMPLING
FREQUENCY** See SiteManager Sampling Checklist for contract.

**SAMPLING
METHOD** Samples are collected at the manufacturer, the fabricator or from the project.

Obtain as many different manufacturer symbols in sample as size of sample will allow.

Note: A shipping lot, for purposes of selecting test samples, is defined as that quantity of bolts of the same nominal size and same nominal length necessary to fill the requirements of a single purchase order.

Sample Size:

Bolts	
Number of Pieces in Shipping Lot	Number of Specimens
0—150	1
151—280	2
281—500	3
501—1,200	5
1,201—3,200	8
3,201—10,000	13
10,001 and over	20

Nuts & Washers	
Number of Nuts or Washers in Lot	Number of Specimens
0—800	1
801—8,000	2
8,001—22,000	3
22,001 and over	5

**RESIDENT
ENGINEER (RE)**

The RE:

- Inspects bolts, nuts, and washers for defects
- Obtains manufacturer's certifications containing physical and chemical test results and statement that bolts, nuts, and washers conform to ASTM A 325

Note: If structural steel has been inspected by a state shop inspector, the Division of Construction may already have manufacturer's certifications. Check with the Division of Construction.

- Obtains check sample of bolts, nuts, and washers from each shipping lot


**DISTRICT MATERIALS
ENGINEER (DME)**

The DME submits samples with manufacturer's certifications to the division for testing.

REMARKS

None



 <p>MATERIALS FIELD SAMPLING</p>	<p><i>Chapter</i></p> <p>PHYSICAL</p>
	<p><i>Subject</i></p> <p>Coated Tie Wire, Chairs, & Bolsters</p>

INSPECTOR QUALIFICATION None

SAMPLING FREQUENCY See SiteManager Sampling Checklist for contract.

SAMPLING METHOD

Tie wire—2 feet

Chairs—3 pieces per size


Bolsters—2 per size

RESIDENT ENGINEER (RE) The RE obtains samples of tie wire, bolsters, and epoxy coated chairs and checks the [LAM](#) for plastic bolsters.

DISTRICT MATERIALS ENGINEER (DME) The DME submits samples to the division for testing.

REMARKS None



 <p>MATERIALS FIELD SAMPLING</p>	<p><i>Chapter</i></p> <p>PHYSICAL</p>
	<p><i>Subject</i></p> <p>Corrugated Metal Pipe & Slotted Drain Pipe</p>

**INSPECTOR
QUALIFICATION**

None

**SAMPLING
FREQUENCY**

See SiteManager Sampling Checklist for contract.

**SAMPLING
METHOD**

None

**RESIDENT
ENGINEER (RE)**

The RE:

- Obtains manufacturer's certification
- Visually inspects slotted drainpipe for conformance to specification requirements
- Visually inspects pipe that is not fully bituminous-coated for conformance to specification requirements

Note: If pipe includes a paved invert, randomly select lengths of pipe in the shipment to verify specification compliance of the paved invert. The paved invert should cover 25% of the pipe circumference (40% of the circumference of a pipe arch) and have a minimum thickness of 0.125 inches over the crest of the corrugations inside the pipe.

- Verifies that the gauge and weight of aluminum or zinc coating indicated on the uncoated or half coated pipe is the same as provided on the manufacturer's certification

Note: The metal gauge and weight of coating shall be clearly stenciled on the pipe.

- Checks the [LAM](#) to determine if the source is approved
- Checks the certification for the county, project number, quantity of pipe, diameters received, AASHTO M 36, and the [Kentucky Specifications](#)
- Verifies heat numbers stenciled on the pipe match heat numbers on the certifications and verifies that the pipe fabricator has spray painted their symbol on the outside ends of each pipe

PHYSICAL

Corrugated Metal Pipe & Slotted Drain Pipe


MFS-904

DISTRICT MATERIALS

ENGINEER (DME) None

REMARKS None



 <p>MATERIALS FIELD SAMPLING</p>	<p><i>Chapter</i></p> <p>PHYSICAL</p>
	<p><i>Subject</i></p> <p>Dowels, Plain (for Pier Caps)</p>

**INSPECTOR
QUALIFICATION** None

**SAMPLING
FREQUENCY** See SiteManager Sampling Checklist for contract.

**SAMPLING
METHOD** For coated dowels, obtain a sample (three dowels, 24 inches long) and certifications.


**RESIDENT
ENGINEER (RE)** The RE:

- For uncoated dowels:
 - ◆ Visually inspects dowels
 - ◆ Obtains certification that states product conforms to ASTM A 706, 615, 996, or 617
 - ◆ Ensures that the epoxy coating product, the epoxy coater, and the reinforcing steel manufacturer appear in the [LAM](#)
- For epoxy-coated dowels:
 - ◆ Visually inspects the epoxy coating
 - ◆ Obtains sample
 - ◆ Obtains certification for steel, epoxy, and the coating that states product conforms to ASTM A 706, 615, 996, or 617

**DISTRICT MATERIALS
ENGINEER (DME)** The DME submits sample of coated dowels to the division for testing along with the certification.

REMARKS None



 <p>MATERIALS FIELD SAMPLING</p>	<p><i>Chapter</i></p> <p>PHYSICAL</p>
	<p><i>Subject</i></p> <p>Dowels, Plain (Pavement, Coated)</p>

INSPECTOR QUALIFICATION None

SAMPLING FREQUENCY See SiteManager Sampling Checklist for contract.

SAMPLING METHOD Obtain a sample (3 dowels, 18 inches long) and certification.


RESIDENT ENGINEER (RE) The RE:

- Visually inspects the epoxy coating
- Obtains sample and certifications that states product conforms to ASTM A 706, 615, 996, or 617 steel
- Ensures that the epoxy coating, the epoxy coater, and the reinforcing steel manufacturer appear in the [LAM](#)

DISTRICT MATERIALS ENGINEER (DME) The DME submits samples to the division for testing along with the certification.

REMARKS None



 <p>MATERIALS FIELD SAMPLING</p>	<p><i>Chapter</i></p> <p>PHYSICAL</p>
	<p><i>Subject</i></p> <p>Deformed Tie Bars & Dowels</p>

**INSPECTOR
QUALIFICATION** None

**SAMPLING
FREQUENCY** See SiteManager Sampling Checklist for contract.

**SAMPLING
METHOD** Deformed Tie Bars—2 bars, 30 inches long
Deformed Dowels—2 dowels, 18 inches long


**RESIDENT
ENGINEER (RE)** The RE:

- Obtains the TC 64-122 form and quality control documentation from epoxy coater for each shipment
- Inspects shipment for damage to coating and for conformance to requirements of the specifications
- Identifies heats of steel for each sample obtained and includes copies of certifications for powder, coater, and steel manufacturer
- Obtains samples
- Determines if powder, powder coater, and steel manufacturer are on the [LAM](#)

**DISTRICT MATERIALS
ENGINEER (DME)** The DME submits samples and documentation to the division for testing.

REMARKS None



 <p style="font-size: 24pt; margin: 0;">MATERIALS FIELD SAMPLING</p>	<p><i>Chapter</i></p> <p style="text-align: center; font-size: 18pt;">PHYSICAL</p> <hr/> <p><i>Subject</i></p> <p style="text-align: center;">Fabric Wrapped Backfill Drains</p>
--	--

INSPECTOR QUALIFICATION None

SAMPLING FREQUENCY See SiteManager Sampling Checklist for contract.

SAMPLING METHOD None


RESIDENT ENGINEER (RE) The RE:

- Obtains manufacturer’s certification for each shipment indicating the product conforms to specifications
- Visually inspects and determines if product is on the [LAM](#)

DISTRICT MATERIALS ENGINEER (DME) None

REMARKS No sampling required unless material is in question.



 <p>MATERIALS FIELD SAMPLING</p>	<p><i>Chapter</i></p> <p>PHYSICAL</p>
	<p><i>Subject</i></p> <p>Fencing Materials</p>

**INSPECTOR
QUALIFICATION** None

**SAMPLING
FREQUENCY** See SiteManager Sampling Checklist for contract.

**SAMPLING
METHOD**

Fabric, tension wire, barbed wire, and tie wire—one 3-foot section

Pull, Brace, and Line (round) Posts—one 2-foot section

Line (stud tee) posts—one 2-foot section from end without anchor plate

Fittings—one unit of each item involved

**RESIDENT
ENGINEER (RE)** The RE:

- Performs visual inspection and obtains samples
- Submits multiple items of Fence Hardware under one sample identification number

Note: Use the “REMARKS” space to indicate the type of hardware submitted. Use the following abbreviations:


Barb Wire Arm	BWA	Tension Bar	TB
Brace Band	BB	Tension Rod	TR
Brace Caps	BC	Tie Wire Alum.	TWA
Corner Band	CB	Tie Wire Steel	TWS
Corner Cap	CP	Top Rail Sleeve	TRS
Loop Cap	LC	Truss Tightener	TT

Note: Metal fence posts of structural shapes are accepted by certification by Division of Construction. For wood posts, see the sections discussing timber products ([MFS-936](#) and [MFS-937](#)).

**DISTRICT MATERIALS
ENGINEER (DME)** The DME submits samples to the division for testing.

REMARKS None



 <p>MATERIALS FIELD SAMPLING</p>	<p><i>Chapter</i></p> <p>PHYSICAL</p>
	<p><i>Subject</i></p> <p>Gabions & Mattress Units</p>

**INSPECTOR
QUALIFICATION** None

**SAMPLING
FREQUENCY** See SiteManager Sampling Checklist for contract.

**SAMPLING
METHOD** Tie or lacing wire samples should be 2 feet long.

Gabion samples should be 20 inches wide by 40 inches long with a selvedge wire in the center. Mattress unit samples should be two pieces, each 40 inches wide by 8 inches long with a selvedge wire along one of the 40-inch sides of each piece.


Pieces should be laced together on the selvedge as described in the specifications.

**RESIDENT
ENGINEER (RE)** The RE obtains samples and manufacturer's certification that states that the material meets all requirements of the specifications and lists specific test results for the size of each wire and the weight of the zinc coating

**DISTRICT MATERIALS
ENGINEER (DME)** The DME submits sample and manufacturer's certification to the division.

REMARKS None



 <p>MATERIALS FIELD SAMPLING</p>	<p><i>Chapter</i></p> <p>PHYSICAL</p>
	<p><i>Subject</i></p> <p>Gabion Interlocking Fasteners</p>

**INSPECTOR
QUALIFICATION** None

**SAMPLING
FREQUENCY** See SiteManager Sampling Checklist for contract.

**SAMPLING
METHOD** None


**RESIDENT
ENGINEER (RE)** The RE:

- Verifies the brand name and manufacturer of the product
- Checks for inclusion on the [LAM](#)

**DISTRICT MATERIALS
ENGINEER (DME)** None

REMARKS None



 <p>MATERIALS FIELD SAMPLING</p>	<p><i>Chapter</i></p> <p>PHYSICAL</p>
	<p><i>Subject</i></p> <p>Geotextiles</p>

**INSPECTOR
QUALIFICATION** None

**SAMPLING
FREQUENCY** See SiteManager Sampling Checklist for contract.

**SAMPLING
METHOD** Provide 1 swatch for every 20 rolls of fabric up to 5 swatches. Each swatch shall be 3 feet long by the full width of the roll and shall not be taken from the outside layer of the roll or the inner layer next to the core. Each swatch shall be taken from different rolls. Mark each swatch so that its roll will be identifiable. Roll, do not fold, the fabric sample.

**RESIDENT
ENGINEER (RE)** The RE:

- Samples the rolls
- Visually inspects fabric for evidence of improper storage


Note: Fabric must have in no instance been exposed to direct sunlight, rain, ultraviolet rays, dirt, dust and debris, or temperatures greater than 140 degrees F.

- Obtains a copy of the manufacturer's certification indicating conformance to the specifications from the contractor for each "style" of fabric
- Determines if the vender and manufacturer's fabric "styles" are included on the [LAM](#)
- Forwards documentation and samples to the DME

**DISTRICT MATERIALS
ENGINEER (DME)** The DME obtains sample and manufacturer's certification and forwards them to the division for testing.

REMARKS None



 <p style="font-size: 24pt; font-weight: bold; margin: 0;">MATERIALS FIELD SAMPLING</p>	<p><i>Chapter</i></p> <p style="text-align: center; font-weight: bold;">PHYSICAL</p> <hr/> <p><i>Subject</i></p> <p style="text-align: center;">Gray Iron Castings, AASHTO M105 or M306</p>
--	---

INSPECTOR QUALIFICATION None

SAMPLING FREQUENCY See SiteManager Sampling Checklist for contract.

SAMPLING METHOD None


RESIDENT ENGINEER (RE) The RE:

- Obtains foundry’s certification for each lot identifying the dates-of-manufacture or lot numbers contained in the shipment and checks to see if foundry is on the [LAM](#)
- Accepts on manufacturer’s certification that the castings have been sampled, tested, and manufactured in accordance with AASHTO M105, Class 30-5, or M306
- Verifies that the castings meet the applicable standard drawing
- Inspects the castings for freedom from defects and verifies that the castings received are those covered by the certification

DISTRICT MATERIALS ENGINEER (DME) None

REMARKS None



 <p>MATERIALS FIELD SAMPLING</p>	<p><i>Chapter</i></p> <p>PHYSICAL</p>
	<p><i>Subject</i></p> <p>Guardrail & Temporary Guardrail</p>

**INSPECTOR
QUALIFICATION**

None

**SAMPLING
FREQUENCY**

See SiteManager Sampling Checklist for contract.

**SAMPLING
METHOD**

Project testing of zinc coating will be by thickness gauge.

The referee test for coating thickness will be the stripping method, which is performed in the division. This requires cutting samples from the rail and submitting them for test. (Samples shall be cut from the same spot that thickness measurements are taken.)

The sample size shall be 3 inches x 14 inches when cut with a torch or 2 inches x 14 inches when cut smoothly with a saw.

Referee testing is required when the zinc coating weight fails to meet the minimum requirements.

Thickness measurements shall be taken at the middle of the width of the element on both ends (no closer than 3 inches from the end and the middle of the full length section).

No sample of the hook bolts is required.

**RESIDENT
ENGINEER (RE)**

The RE:

- Checks to insure that the guardrail is from a fabricator on the [LAM](#) for Guardrail Manufacturers
- Checks all items in shipment for conformity to dimensional requirements
- Obtains manufacturer's certification attesting conformance to AASHTO M 180 and M 232 for all items in the shipment
- Checks for manufacturer's brand marking

**RESIDENT
ENGINEER (RE)
(CONT.)**

- Makes a visual inspection during installation of each delivery of the rail and/or accessories for white rust and other surface defects
- Performs check tests for zinc coating weight and completes the Guardrail Galvanizing Thickness Worksheet
- When necessary, obtains referee samples
- Inspects accessories for conformity to dimensional requirements and obtains certification


**DISTRICT MATERIALS
ENGINEER (DME)**

The DME submits required samples to the division.

REMARKS

None



 <p style="font-size: 24pt; font-weight: bold; margin: 0;">MATERIALS FIELD SAMPLING</p>	<p><i>Chapter</i></p> <p style="text-align: center; font-weight: bold;">PHYSICAL</p> <hr/> <p><i>Subject</i></p> <p style="text-align: center;">Strand (Pre- & Post-Tensioning)</p>
--	---

INSPECTOR QUALIFICATION None

SAMPLING FREQUENCY Post-Tensioning:
See SiteManager Sampling Checklist for contract.

Pre-Tensioning:
One sample per heat

SAMPLING METHOD Two 54-inch specimens from the same reel in the heat

Note: The ends must be brazed before shipping.


RESIDENT ENGINEER (RE) The RE obtains the sample for post-tensioning strand and certification.

DISTRICT MATERIALS ENGINEER (DME) The DME:

- Obtains sample and any accompanying documentation and forwards to the division
- Samples pre-tensioning strand and obtains certification

REMARKS None



 <p>MATERIALS FIELD SAMPLING</p>	<p><i>Chapter</i></p> <p>PHYSICAL</p>
	<p><i>Subject</i></p> <p>Hook Bolts For PCC Pavement (Coated)</p>

**INSPECTOR
QUALIFICATION** None

**SAMPLING
FREQUENCY** See SiteManager Sampling Checklist for contract.


**SAMPLING
METHOD** Two (2) bolts, fully assembled

**RESIDENT
ENGINEER (RE)** The RE obtains samples.

**DISTRICT MATERIALS
ENGINEER (DME)** The DME submits required samples to the division for testing.

REMARKS None



 <p style="font-size: 24pt; font-weight: bold; margin: 0;">MATERIALS FIELD SAMPLING</p>	<p><i>Chapter</i></p> <p style="text-align: center; font-weight: bold;">PHYSICAL</p> <hr/> <p><i>Subject</i></p> <p style="text-align: center;">Load Transfer Assemblies</p>
--	--

INSPECTOR QUALIFICATION None

SAMPLING FREQUENCY See SiteManager Sampling Checklist for contract.

SAMPLING METHOD A sample shall be of sufficient length to provide at least six dowel bars.

Resample contraction assemblies two weeks prior to actual use if coated with bond breaker and not used within 6 months of initial test.


RESIDENT ENGINEER (RE) The RE:

- Obtains certifications for epoxy powder, steel manufacturer, epoxy coater, and assembly fabricator for each shipment indicating the product meets the specifications
- Verifies that the manufacturers for the powder, steel and assemblies, and the bond breaker are on the [LAM](#)
- Inspects assemblies for conformity to standard drawing dimensional requirements, including skew of dowels
- Obtains sample

DISTRICT MATERIALS ENGINEER (DME) The DME submits all documentation and samples to the division for testing.

REMARKS None



 <p>MATERIALS FIELD SAMPLING</p>	<p><i>Chapter</i></p> <p>PHYSICAL</p>
	<p><i>Subject</i></p> <p>Manhole Adjusting Rings</p>

**INSPECTOR
QUALIFICATION** None

**SAMPLING
FREQUENCY** See SiteManager Sampling Checklist for contract.

**SAMPLING
METHOD** None


**RESIDENT
ENGINEER (RE)** The RE:

- Obtains manufacturer’s certification through the contractor stating the material conforms to the specifications
- Visually inspects for conformance to the standard drawings
- Verifies that material is on the [LAM](#)

**DISTRICT MATERIALS
ENGINEER (DME)** None

REMARKS None



 <p>MATERIALS FIELD SAMPLING</p>	<p><i>Chapter</i></p> <p>PHYSICAL</p>
	<p><i>Subject</i></p> <p>Pile Points</p>

**INSPECTOR
QUALIFICATION** None

**SAMPLING
FREQUENCY** See SiteManager Sampling Checklist for contract.

**SAMPLING
METHOD** None

**RESIDENT
ENGINEER (RE)** The RE:

- Obtains manufacturer’s certification
- Verifies that the manufacturer is on the [List of Approved Materials](#)
- Verifies pile points have been sampled, tested, and manufactured in accordance with AASHTO M103, Grade 65/35, or ASTM A148


**DISTRICT MATERIALS
ENGINEER (DME)** None

REMARKS Contractors may propose to use other suppliers and other points. Sufficient information shall be submitted for the Division of Construction’s review and approval.

Substitution of points shall be at no additional cost to the Cabinet.

The contractor shall not be allowed any extension in contract time for Cabinet review of proposed substitutions.



 <p>MATERIALS FIELD SAMPLING</p>	<p><i>Chapter</i></p> <p>PHYSICAL</p>
	<p><i>Subject</i></p> <p>Corrugated HDPE Pipe M252 (Underdrains, Edge Drains, Etc.)</p>

**INSPECTOR
QUALIFICATION**

None

**SAMPLING
FREQUENCY**

See SiteManager Sampling Checklist for contract.

**SAMPLING
METHOD**

Size of Sample:

- Type C Wall—3 pieces, 6 feet in length
- Type S (Smooth wall)—3 pieces, 18 inches in length

**RESIDENT
ENGINEER (RE)**

The RE:

- Inspects pipe for conformity with requirements for markings, dimensions, and freedom from defects
- Obtains sample and manufacturer's certification that the product meets AASHTO M 252

Note: No entries required when sampling frequency has been met and additional material is received on the project.


**DISTRICT MATERIALS
ENGINEER (DME)**

The DME submits samples to the division for testing.

REMARKS

None



 <p>MATERIALS FIELD SAMPLING</p>	<p><i>Chapter</i></p> <p>PHYSICAL</p>
	<p><i>Subject</i></p> <p>Corrugated HDPE Pipe M294 (Type S) for Entrances, Cross Drains, Storm Sewers, & Culverts</p>

INSPECTOR QUALIFICATION None

SAMPLING FREQUENCY See SiteManager Sampling Checklist for contract.

SAMPLING METHOD None


RESIDENT ENGINEER (RE) The RE:

- Inspects pipe for defects and conformance to plans
- Obtains manufacturer’s certification covering shipment stating that the material conforms to AASHTO M 294
- Ensures the manufacturer is on the [LAM](#)

DISTRICT MATERIALS ENGINEER (DME) None

REMARKS No physical sample required unless notified by the Division of Materials



 <p>MATERIALS FIELD SAMPLING</p>	<p><i>Chapter</i></p> <p>PHYSICAL</p>
	<p><i>Subject</i></p> <p>PVC Pipe (Drainage Pipe)</p>

**INSPECTOR
QUALIFICATION** None

**SAMPLING
FREQUENCY** See SiteManager Sampling Checklist for contract.

**SAMPLING
METHOD** None


**RESIDENT
ENGINEER (RE)** The RE:

- Obtains manufacturer’s certification covering shipment stating that the material conforms to the specifications
- Inspects for conformity with certification, dimension requirements, and freedom from defects

**DISTRICT MATERIALS
ENGINEER (DME)** None

REMARKS None



 <p>MATERIALS FIELD SAMPLING</p>	<p><i>Chapter</i></p> <p>PHYSICAL</p>
	<p><i>Subject</i></p> <p>Posts, Sign (Types I & II)</p>

**INSPECTOR
QUALIFICATION** None

**SAMPLING
FREQUENCY** See SiteManager Sampling Checklist for contract.

**SAMPLING
METHOD** Sample Size—One (1) full length post or a length of 7 feet

Note: Do not sample all individual lengths. Sample only one length to represent all lengths within a given type.


**RESIDENT
ENGINEER (RE)** The RE:

- Obtains manufacturer’s certification containing physical and chemical test results indicating that the product meets the specification
- Inspects posts for conformity with dimensional requirements
- Obtains sample

**DISTRICT MATERIALS
ENGINEER (DME)** The DME submits samples to the division for testing.

REMARKS None



 <p>MATERIALS FIELD SAMPLING</p>	<p><i>Chapter</i></p> <p>PHYSICAL</p>
	<p><i>Subject</i></p> <p>Wire, Steel (Reinforcement)</p>

INSPECTOR QUALIFICATION None

SAMPLING FREQUENCY See SiteManager Sampling Checklist for contract.


SAMPLING METHOD Sample Size—two wires, each 2 feet in length

RESIDENT ENGINEER (RE) The RE obtains sample and manufacturer's certification.

DISTRICT MATERIALS ENGINEER The DME submits sample to the division for testing.

REMARKS None



 <p>MATERIALS FIELD SAMPLING</p>	<p><i>Chapter</i></p> <p>PHYSICAL</p>
	<p><i>Subject</i></p> <p>Wire, Steel, Welded Fabric (Pavement Protection, Paved Ditches, Retaining Walls, Etc.)</p>

INSPECTOR QUALIFICATION None

SAMPLING FREQUENCY See SiteManager Sampling Checklist for contract.

SAMPLING METHOD One 2-foot by 5-foot section


RESIDENT ENGINEER (RE) The RE:

- Inspects for defects (rust, etc.) and conformity to standard drawing dimensions
- Obtains sample and certification

DISTRICT MATERIALS ENGINEER (DME) The DME submits sample to the division for testing.

REMARKS None



 <p>MATERIALS FIELD SAMPLING</p>	<p><i>Chapter</i></p> <p>PHYSICAL</p>
	<p><i>Subject</i></p> <p>Posts, Metal Sign (Structural Shapes)</p>

INSPECTOR QUALIFICATION None

SAMPLING FREQUENCY See SiteManager Sampling Checklist for contract.


SAMPLING METHOD None

RESIDENT ENGINEER (RE) The RE awaits approval from Division of Construction, based on satisfactory certification reports.

DISTRICT MATERIALS ENGINEER (DME) None

REMARKS The manufacturer submits certification directly to the Division of Construction. The product is accepted on manufacturer's certification indicating that the product meets the specification.



 <p>MATERIALS FIELD SAMPLING</p>	<p><i>Chapter</i></p> <p>PHYSICAL</p>
	<p><i>Subject</i></p> <p>Preformed Expansion Joint Fillers— Sponge Rubber Type I, Cork Type II, Self Expanding Cork Type III (AASHTO M 153)</p>

INSPECTOR QUALIFICATION None

SAMPLING FREQUENCY See SiteManager Sampling Checklist for contract.


SAMPLING METHOD None

RESIDENT ENGINEER (RE) The RE obtains a copy of the manufacturer's certification through the contractor indicating that the product meets the specification.

DISTRICT MATERIALS ENGINEER (DME) None

REMARKS None



 <p>MATERIALS FIELD SAMPLING</p>	<p><i>Chapter</i></p> <p>PHYSICAL</p>
	<p><i>Subject</i></p> <p>Preformed Expansion Joint Fillers— Bituminized Fiber (AASHTO M 213)</p>

INSPECTOR QUALIFICATION None

SAMPLING FREQUENCY See SiteManager Sampling Checklist for contract.

SAMPLING METHOD Sample size: one (1) 12-inch x 36-inch specimen for large sheets or depth of pavement (i.e., 10") x 36" for pre-cut sheets


RESIDENT ENGINEER (RE) The RE:

- Obtains samples
- Inspects for dimensional requirements

DISTRICT MATERIALS ENGINEER (DME) The DME submits samples to the division for testing.

REMARKS None



 <p style="font-size: 1.2em; margin: 0;">MATERIALS FIELD SAMPLING</p>	<p><i>Chapter</i></p> <p style="text-align: center;">PHYSICAL</p> <hr/> <p><i>Subject</i></p> <p style="text-align: center;">Reinforcing Strips (for Reinforced Earth Walls)</p>
---	--

INSPECTOR QUALIFICATION None

SAMPLING FREQUENCY See SiteManager Sampling Checklist for contract.

SAMPLING METHOD Sample Size: 2 specimens 24 inches long. Both may be cut from the same strip.


RESIDENT ENGINEER (RE) The RE:

- Obtains manufacturer’s certification indicating compliance with the special note in the proposal
- Inspects for defects and conformity to plans or approved shop drawings
- Obtains sample

DISTRICT MATERIALS ENGINEER (DME) The DME submits samples to the division for testing.

REMARKS None



 <p>MATERIALS FIELD SAMPLING</p>	<p><i>Chapter</i></p> <p>PHYSICAL</p>
	<p><i>Subject</i></p> <p>Reinforcing Steel, Epoxy Coated</p>

**INSPECTOR
QUALIFICATION** None

**SAMPLING
FREQUENCY** See SiteManager Sampling Checklist for contract.

**SAMPLING
METHOD** All samples shall be 2 bars, 60 inches in length.

**RESIDENT
ENGINEER (RE)** The RE:


- Obtains the TC 64-122 form and material certifications from the powder, coater, and steel manufacturer
- Inspects shipment for damage to coating and for conformance to requirements of the specifications
- Ensures the material is stored onsite properly to protect the coating in accordance with [Standard Specification 602.03.05](#)
- Identifies heats of steel for each sample obtained and includes copies of certifications
- Determines if powder, coater, steel manufacturer, and/or fabricator are on the [LAM](#)
- Obtains sample if required

Note: All steel, regardless of quantity, must be certified and from an approved source.

**DISTRICT MATERIALS
ENGINEER (DME)** The DME submits samples and documentation to the division for testing.

REMARKS None



 <p>MATERIALS FIELD SAMPLING</p>	<p><i>Chapter</i></p> <p>PHYSICAL</p>
	<p><i>Subject</i></p> <p>Reinforcing Steel, Uncoated</p>

**INSPECTOR
QUALIFICATION**

None

**SAMPLING
FREQUENCY**

See SiteManager Sampling Checklist for contract.

**SAMPLING
METHOD**

All samples shall be 2 bars, 60 inches in length.

**RESIDENT
ENGINEER (RE)**

The RE:

- Visually inspects the shipment and compares with the TC 64-122 form to verify if accurate information has been provided
- Checks manufacturer's certification to determine if steel meets specifications
- Visually inspects the shipment for defects, rust, proper grade markings, etc.
- Determines if the fabricator and manufacturer are included on the [LAM](#)
- Obtains sample if required
- Identifies heats of steel for each sample obtained and includes copies of documentation

Note: All steel, regardless of quantity, must be certified and from an approved source.


**DISTRICT MATERIALS
ENGINEER (DME)**

The DME submits samples and documentation to the Division.

REMARKS

For district maintenance steel obtain 1 sample per 5000 pounds or fraction thereof. A TC 64-122 form and mill test report are not necessary.



 <p>MATERIALS FIELD SAMPLING</p>	<p><i>Chapter</i></p> <p>PHYSICAL</p>
	<p><i>Subject</i></p> <p>Reinforcing Steel Splices, Welded or Mechanical</p>

INSPECTOR QUALIFICATION None

SAMPLING FREQUENCY See SiteManager Sampling Checklist for contract.

SAMPLING METHOD Sample size: 2 completed splices, each at least 30 inches in length with the splice in the center


RESIDENT ENGINEER (RE) The RE:

- Observes process as splice is made to insure compliance with manufacturer's instructions
- Obtains sample

DISTRICT MATERIALS ENGINEER (DME) The DME submits samples to the division for testing.

REMARKS None



 <p>MATERIALS FIELD SAMPLING</p>	<p><i>Chapter</i></p> <p>PHYSICAL</p>
	<p><i>Subject</i></p> <p>Cable Barriers</p>

**INSPECTOR
QUALIFICATION** None

**SAMPLING
FREQUENCY** See SiteManager Sampling Checklist for project.


**SAMPLING
METHOD** Sampling of materials is performed by the manufacturer or supplier at the place of assembly and sent to the Division of Materials.

**RESIDENT
ENGINEER (RE)** The RE ensures manufacturer is on the [LAM](#).

**DISTRICT MATERIALS
ENGINEER (DME)** None

REMARKS None



 <p>MATERIALS FIELD SAMPLING</p>	<p><i>Chapter</i></p> <p>PHYSICAL</p>
	<p><i>Subject</i></p> <p>Welder, Shielded Metal Arc</p>

**INSPECTOR
QUALIFICATION** None

**SAMPLING
FREQUENCY** None

**SAMPLING
METHOD** None

**RESIDENT
ENGINEER (RE)** The RE:

- For a **qualified** welder, verifies welder’s qualification status and identifies by examining his or her identification card and driver’s license or other identification and checking with the Division if status is questionable
- For an **unqualified** welder, refers welder to the division or to an approved vocational school or testing lab (see [LAM](#))


Note: Welders must be qualified before welding on a KYTC project.

**DISTRICT MATERIALS
ENGINEER (DME)** None

REMARKS A welding operator’s qualifications are valid for a period of two years from completion of testing, provided that the welder does not go longer than 6 months without welding.

Each welder shall keep a work record that he or she shall show to the resident engineer upon request.



 <p>MATERIALS FIELD SAMPLING</p>	<p><i>Chapter</i></p> <p>PHYSICAL</p>
	<p><i>Subject</i></p> <p>Wire, Steel, Welded Fabric (Concrete Pipe & Precast Products)</p>

INSPECTOR QUALIFICATION None

SAMPLING FREQUENCY Quarterly

SAMPLING METHOD One 2-foot by 5-foot section of flat fabric and one 2-foot section of a typical pipe cage and manufacturer's certification


RESIDENT ENGINEER (RE) None

DISTRICT MATERIALS ENGINEER (DME) The DME:

- Obtains sample quarterly
- Logs sample into SiteManager as "Informational"
- Notifies the concrete pipe plant as to status of sample after testing by the division

REMARKS None



 <p>MATERIALS FIELD SAMPLING</p>	<p><i>Chapter</i></p> <p>PHYSICAL</p>
	<p><i>Subject</i></p> <p>Timber, Untreated Posts & Lumber</p>

**INSPECTOR
QUALIFICATION** None

**SAMPLING
FREQUENCY** See SiteManager Sampling Checklist for contract.

**SAMPLING
METHOD** No sample is required.


**RESIDENT
ENGINEER (RE)** The RE:

- Since untreated timber is normally not plant inspected, inspects and approves the products at the job site
- Inspects pieces for conformity to specification requirements for dimensions, freedom from defects, grade, species, etc.

**DISTRICT MATERIALS
ENGINEER (DME)** None

REMARKS None



 <p>MATERIALS FIELD SAMPLING</p>	<p><i>Chapter</i></p> <p>PHYSICAL</p>
	<p><i>Subject</i></p> <p>Timber, Treated (Posts, Poles, Piling, Structural Timber, Offset Blocks, Etc.)</p>

INSPECTOR QUALIFICATION None

SAMPLING FREQUENCY See SiteManager Sampling Checklist for contract.

SAMPLING METHOD No sample is required.

RESIDENT ENGINEER (RE) The RE:


- Informs contractors at pre-construction conference or earlier that treated timber products must be inspected by the division either at the treating plant or after delivery to the job site
- Checks all pieces for the KY stamp approval, other approval stamp of an approved third party inspecting company when applicable and/or the inspection report

Note: If none of these are available, contact the division immediately and do not permit use of unsampled timber without authorization. If these are available, inspect pieces for freedom from defects, etc.

DISTRICT MATERIALS ENGINEER (DME) The DME verifies documentation from an approved third party if not stamped with the KY Oval.

REMARKS None



 <p>MATERIALS FIELD SAMPLING</p>	<p><i>Chapter</i></p> <p>PHYSICAL</p>
	<p><i>Subject</i></p> <p>Structural Steel (Frames, Grates, Lids, ASTM A-36)</p>

**INSPECTOR
QUALIFICATION** None

**SAMPLING
FREQUENCY** See SiteManager Sampling Checklist for contract.

**SAMPLING
METHOD** No sample is required.


**RESIDENT
ENGINEER (RE)** The RE:

- Visually inspects for conformance to applicable standard drawing and obtains producer's certification stating that the items conform to the KYTC specifications
- Verifies that the producer is on the [LAM](#) for Manufacturers of Steel Welded Grates

**DISTRICT MATERIALS
ENGINEER (DME)** None

REMARKS None



 <p style="font-size: 24pt; margin: 0;">MATERIALS FIELD SAMPLING</p>	<p><i>Chapter</i></p> <p style="text-align: center;">PHYSICAL</p> <hr/> <p><i>Subject</i></p> <p style="text-align: center;">Stay-in-Place Forms</p>
--	--

INSPECTOR QUALIFICATION None

SAMPLING FREQUENCY See SiteManager Sampling Checklist for contract.

SAMPLING METHOD Project testing of zinc coating will be by thickness gauge.

The referee test for coating thickness will be the stripping method and is performed in the division. This requires cutting samples from the stay-in-place form and submitting them for test. (Samples shall be cut from the same spot that thickness measurements are taken.)

The sample size, 1 piece, shall be 3 inches x 14 inches when cut with a torch or 2 inches x 14 inches when cut smoothly with a saw.

Referee testing is required when the zinc coating weight fails to meet the minimum requirements.


RESIDENT ENGINEER (RE) The RE:

- Inspects forms for white rust
- Performs tests for zinc coating

DISTRICT MATERIALS ENGINEER (DME) The DME submits samples to the division for testing.

REMARKS None



 MATERIALS FIELD SAMPLING	<i>Chapter</i> CONSTRUCTION
	<i>Subject</i> General Notes

This section outlines acceptance requirements for individual materials or products used in construction of rest areas, loadometer stations, or other types of building or building systems that, for the most part, are not included in other sections of this manual. Primary emphasis is on outlining the methods of acceptance considered appropriate for each individual item and the inspection function that the assigned Resident Engineer will perform. The Division of Construction has responsibility for these types of materials.


GENERAL NOTES:

1. Items not specifically listed within this section or other portions of this manual shall be subject to inspection and approval by the KYTC as deemed appropriate.
2. Items common to both building construction and highway construction, such as concrete and reinforcing steel, shall be approved as outlined in other sections of this manual.
3. The provisions for acceptance of small quantities for an individual material listed elsewhere in this manual may be utilized for items included in the schedule.
4. Shop drawings and brochures to be used as a basis of approval of design have, for the most part, been designated for transmittal by the Resident Engineer to the Division of Construction for review and approval. Since some of these drawings and brochures are reviewed by other divisions and agencies, the contractor should be advised to make five copies available as soon as possible. Do not provide materials until approval is given.
5. Items having designs designated to be approved on the basis of brochures or shop drawings or that are to be accepted on the basis of certification shall be visually inspected by the Resident Engineer to verify compliance with requirements. Documentation of visual inspection of these items may be maintained in the Daily Work Report without need for test reports.

However, documentation in the form of inspection reports is required for other items (not covered by brochures, shop drawings, or certifications) that are approved at the jobsite on the basis of labels or other visual means.

For any questions pertaining to this information, please contact the Division of Construction at 502.564.4780.



 <p>MATERIALS FIELD SAMPLING</p>	<p><i>Chapter</i></p> <p>CONSTRUCTION</p>
	<p><i>Subject</i></p> <p>Fertilizer</p>

**INSPECTOR
QUALIFICATION** None

**SAMPLING
FREQUENCY** See SiteManager Sampling Checklist for the contract.

**SAMPLING
METHOD** None


**RESIDENT
ENGINEER (RE)** The RE:

- Ensures the product meets the requirements detailed in the [LAM](#)
- Obtains manufacturer's certification

**DISTRICT MATERIALS
ENGINEER (DME)** None

REMARKS If the fertilizer is not a bid item, the material is accepted as incidental to seeding quantities or erosion control blanket.



 <p>MATERIALS FIELD SAMPLING</p>	<p><i>Chapter</i></p> <p>CONSTRUCTION</p>
	<p><i>Subject</i></p> <p>Lime</p>

**INSPECTOR
QUALIFICATION** None

**SAMPLING
FREQUENCY** See SiteManager Sampling Checklist for the contract.

**SAMPLING
METHOD** None


**RESIDENT
ENGINEER (RE)** The RE:

- Ensures that the lime producer is on the [LAM](#)
- Obtains manufacturer's certification

**DISTRICT MATERIALS
ENGINEER (DME)** None

REMARKS None



 <p>MATERIALS FIELD SAMPLING</p>	<p><i>Chapter</i></p> <p>CONSTRUCTION</p>
	<p><i>Subject</i></p> <p>Mulch</p>

INSPECTOR QUALIFICATION None

SAMPLING FREQUENCY See SiteManager Sampling Checklist for the contract.


SAMPLING METHOD None

RESIDENT ENGINEER (RE) The RE performs visual inspection of placed materials.

DISTRICT MATERIALS ENGINEER (DME) None

REMARKS Also applies to temporary mulch as a bid item.



 <p>MATERIALS FIELD SAMPLING</p>	<p><i>Chapter</i></p> <p>CONSTRUCTION</p>
	<p><i>Subject</i></p> <p>Rolled Erosion Control</p>

INSPECTOR QUALIFICATION None

SAMPLING FREQUENCY See SiteManager Sampling Checklist for the contract.

SAMPLING METHOD Visually inspect netting, wood, and staples for acceptance.


RESIDENT ENGINEER (RE) The RE:

- Visually inspects material for conformance to the applicable requirements
- Verifies that the blanket is on the [LAM](#)
- Enters the appropriate information into SiteManager

DISTRICT MATERIALS ENGINEER (DME) None

REMARKS If the materials are not listed as bid items they are considered incidental to seeding quantities.



 <p>MATERIALS FIELD SAMPLING</p>	<p><i>Chapter</i></p> <p>CONSTRUCTION</p>
	<p><i>Subject</i></p> <p>Straw</p>

INSPECTOR QUALIFICATION None

SAMPLING FREQUENCY See SiteManager Sampling Checklist for the contract.


SAMPLING METHOD None

RESIDENT ENGINEER (RE) The RE performs visual inspection of placed materials.

DISTRICT MATERIALS ENGINEER (DME) None

REMARKS Material is accepted as incidental to seeding quantities and as a pay item as temporary mulch.



 <p>MATERIALS FIELD SAMPLING</p>	<p><i>Chapter</i></p> <p>CONSTRUCTION</p>
	<p><i>Subject</i></p> <p>Structural Plate for Armored Edge and Pipes, & Pipe Arches</p>

INSPECTOR QUALIFICATION None

SAMPLING FREQUENCY See SiteManager Sampling Checklist for the contract.


SAMPLING METHOD None

RESIDENT ENGINEER (RE) The RE obtains and reviews manufacturer's certification for compliance with the contract and all applicable specifications.

DISTRICT MATERIALS ENGINEER (DME) None

REMARKS None



 <p>MATERIALS FIELD SAMPLING</p>	<p><i>Chapter</i></p> <p>CONSTRUCTION</p>
	<p><i>Subject</i></p> <p>Substrate for Sign Sheeting</p>

INSPECTOR QUALIFICATION None

SAMPLING FREQUENCY See SiteManager Sampling Checklist for the contract.


SAMPLING METHOD None

RESIDENT ENGINEER (RE) The RE obtains and reviews manufacturer's certification for compliance with the contract and all applicable specifications.

DISTRICT MATERIALS ENGINEER (DME) None

REMARKS None



 <p>MATERIALS FIELD SAMPLING</p>	<p><i>Chapter</i></p> <p>CONSTRUCTION</p>
	<p><i>Subject</i></p> <p>Handrail, Metal, Types B & C</p>

**INSPECTOR
QUALIFICATION** None

**SAMPLING
FREQUENCY** None


**SAMPLING
METHOD** None

**RESIDENT
ENGINEER (RE)** The RE visually inspects and obtains manufacturer's certification through the contractor stating that the product meets the specifications or obtains mill test.

**DISTRICT MATERIALS
ENGINEER (DME)** None

REMARKS None



 <p>MATERIALS FIELD SAMPLING</p>	<p><i>Chapter</i></p> <p>CONSTRUCTION</p>
	<p><i>Subject</i></p> <p>Lighting Fixtures</p>

**INSPECTOR
QUALIFICATION** None

**SAMPLING
FREQUENCY** See SiteManager Sampling Checklist for contract.

**SAMPLING
METHOD** None


**RESIDENT
ENGINEER (RE)** The RE:

- Obtains shop drawings or brochures
- Approves fixtures not covered by brochures or shop drawings by visual inspection
- Submits any brochures or shop drawings to the Division of Construction for review and approval

**DISTRICT MATERIALS
ENGINEER (DME)** None

REMARKS None



 <p>MATERIALS FIELD SAMPLING</p>	<p><i>Chapter</i></p> <p>CONSTRUCTION</p>
	<p><i>Subject</i></p> <p>Interior/Exterior Building Paint</p>

**INSPECTOR
QUALIFICATION** None

**SAMPLING
FREQUENCY** See SiteManager Sampling Checklist for contract.

**SAMPLING
METHOD** None


**RESIDENT
ENGINEER (RE)** The RE:

- Visually inspects labels to verify that the paint supplied is a permitted optional brand
- Where paint is supplied to be “equal” to another quoted brand or brands, obtains manufacturer’s certification indicating compliance with proposal notes and project plans and submits to the Division of Construction for review and approval

**DISTRICT MATERIALS
ENGINEER (DME)** None

REMARKS Method of acceptance is by visual inspection or manufacturer’s certification.



 <p style="font-size: 24pt; margin: 0;">MATERIALS FIELD SAMPLING</p>	<p><i>Chapter</i></p> <p style="text-align: center; font-weight: bold;">CONSTRUCTION</p> <hr/> <p><i>Subject</i></p> <p style="text-align: center;">Ash Trays, Asphalt Shingles, Blower & Motor Drive, Carpet, Fans, Etc. (see Remarks)</p>
--	---

INSPECTOR QUALIFICATION None

SAMPLING FREQUENCY See SiteManager Sampling Checklist for contract.

SAMPLING METHOD None


RESIDENT ENGINEER (RE) The RE:

- Obtains brochures and submits to the Division of Construction for review and approval
- Performs visual inspection

DISTRICT MATERIALS ENGINEER (DME) None

REMARKS Ash Trays, Asphalt Shingles, Blower and Motor Drive, Carpet, Fans, Fountain Display, Hand Dryers, Heaters (Baseboard & Water), Lighting Controls, Mirrors, Plumbing Materials, Sewage Treatment, Toilet Partitions, Waste Receptacles



 <p>MATERIALS FIELD SAMPLING</p>	<p><i>Chapter</i></p> <p>CONSTRUCTION</p>
	<p><i>Subject</i></p> <p>Sealers</p>

**INSPECTOR
QUALIFICATION** None

**SAMPLING
FREQUENCY** See SiteManager Sampling Checklist for contract.


**SAMPLING
METHOD** None

**RESIDENT
ENGINEER (RE)** The RE obtains brochures and manufacturer's certification for various items indicating compliance with proposal notes and project plans and submits to the Division of Construction for review and approval.

**DISTRICT MATERIALS
ENGINEER (DME)** None

REMARKS None



 <p>MATERIALS FIELD SAMPLING</p>	<p><i>Chapter</i></p> <p>CONSTRUCTION</p>
	<p><i>Subject</i></p> <p>Doors</p>

**INSPECTOR
QUALIFICATION** None

**SAMPLING
FREQUENCY** See SiteManager Sampling Checklist for contract.


**SAMPLING
METHOD** None

**RESIDENT
ENGINEER (RE)** The RE obtains manufacturer's certification and shop drawings of compliance with proposal notes and project plans and submits to the Division of Construction for review and approval.

**DISTRICT MATERIALS
ENGINEER (DME)** None

REMARKS None



 <p>MATERIALS FIELD SAMPLING</p>	<p><i>Chapter</i></p> <p>CONSTRUCTION</p>
	<p><i>Subject</i></p> <p>Windows</p>

**INSPECTOR
QUALIFICATION** None

**SAMPLING
FREQUENCY** See SiteManager Sampling Checklist for contract.

**SAMPLING
METHOD** None


**RESIDENT
ENGINEER (RE)** The RE:

- Obtains manufacturer's certification and shop drawings and submits to the Division of Construction for review and approval
- Performs visual inspection

**DISTRICT MATERIALS
ENGINEER (DME)** None

REMARKS None



 <p>MATERIALS FIELD SAMPLING</p>	<p><i>Chapter</i></p> <p>CONSTRUCTION</p>
	<p><i>Subject</i></p> <p>Wiring Devices</p>

**INSPECTOR
QUALIFICATION** None

**SAMPLING
FREQUENCY** See SiteManager Sampling Checklist for contract.

**SAMPLING
METHOD** None


**RESIDENT
ENGINEER (RE)** The RE:

- Obtains brochures, shop drawings, and manufacturer’s certifications indicating compliance with proposal notes and project plans and submits to the Division of Construction for review and approval
- Performs visual inspection

**DISTRICT MATERIALS
ENGINEER (DME)** None

REMARKS Submit sample to the Division of Construction.



 <p>MATERIALS FIELD SAMPLING</p>	<p><i>Chapter</i></p> <p>CONSTRUCTION</p>
	<p><i>Subject</i></p> <p>Hardware</p>

**INSPECTOR
QUALIFICATION** None

**SAMPLING
FREQUENCY** See SiteManager Sampling Checklist for contract.


**SAMPLING
METHOD** None

**RESIDENT
ENGINEER (RE)** The RE obtains hardware schedule and visually inspects material for conformance with schedule.

**DISTRICT MATERIALS
ENGINEER (DME)** None

REMARKS None



 <p>MATERIALS FIELD SAMPLING</p>	<p><i>Chapter</i></p> <p>CONSTRUCTION</p>
	<p><i>Subject</i></p> <p>Hollow Metal</p>

**INSPECTOR
QUALIFICATION** None

**SAMPLING
FREQUENCY** See SiteManager Sampling Checklist for contract.


**SAMPLING
METHOD** None

**RESIDENT
ENGINEER (RE)** The RE obtains shop drawings and submits to the Division of Construction for review and approval.

**DISTRICT MATERIALS
ENGINEER (DME)** None

REMARKS None



 <p>MATERIALS FIELD SAMPLING</p>	<p><i>Chapter</i></p> <p>CONSTRUCTION</p>
	<p><i>Subject</i></p> <p>Ceramic Tile & Adhesives</p>

**INSPECTOR
QUALIFICATION** None

**SAMPLING
FREQUENCY** See SiteManager Sampling Checklist for contract.


**SAMPLING
METHOD** None

**RESIDENT
ENGINEER (RE)** The RE obtains manufacturer's certification indicating compliance with proposal notes and project plans and submits to the Division of Construction for review and approval.

**DISTRICT MATERIALS
ENGINEER (DME)** None

REMARKS None



 <p>MATERIALS FIELD SAMPLING</p>	<p><i>Chapter</i></p> <p>CONSTRUCTION</p>
	<p><i>Subject</i></p> <p>Dielectric Coupling, Floor Drain, Clean Out & Air Chamber, Etc. (see Remarks)</p>

**INSPECTOR
QUALIFICATION** None

**SAMPLING
FREQUENCY** See SiteManager Sampling Checklist for contract.


**SAMPLING
METHOD** None

**RESIDENT
ENGINEER (RE)** The RE performs visual inspection.

**DISTRICT MATERIALS
ENGINEER (DME)** None

REMARKS Dielectric Coupling, Floor Drain, Clean Out and Air Chamber, Glass and Related Materials, Hose and Hose Rack, Insulation, Plaster Materials, Sheet Metal, Vapor Barriers



 <p style="font-size: 24pt; margin: 0;">MATERIALS FIELD SAMPLING</p>	<p><i>Chapter</i></p> <p style="text-align: center; font-weight: bold;">CONSTRUCTION</p> <hr/> <p><i>Subject</i></p> <p style="text-align: center;">Caulking, Mortar & Related Components, and Pipe & Fittings (Cast Iron, Copper, & Transite)</p>
--	--

INSPECTOR QUALIFICATION None

SAMPLING FREQUENCY See SiteManager Sampling Checklist for contract.


SAMPLING METHOD None

RESIDENT ENGINEER (RE) The RE visually inspects and approves on the basis of manufacturer's certification of compliance with proposal notes and project plans.

DISTRICT MATERIALS ENGINEER (DME) None

REMARKS None



 <p>MATERIALS FIELD SAMPLING</p>	<p><i>Chapter</i></p> <p>CONSTRUCTION</p>
	<p><i>Subject</i></p> <p>Sod (Kentucky Bluegrass or Tall Fescue)</p>

INSPECTOR QUALIFICATION None

SAMPLING FREQUENCY See SiteManager Sampling Checklist for contract.

SAMPLING METHOD None


RESIDENT ENGINEER (RE) The RE:

- Obtains letter of certification
- Inspects for conformity with the standard drawing and the specifications

DISTRICT MATERIALS ENGINEER (DME) None

REMARKS None



 <p>MATERIALS FIELD SAMPLING</p>	<p><i>Chapter</i></p> <p>CONSTRUCTION</p>
	<p><i>Subject</i></p> <p>Seed, Wildflower</p>

**INSPECTOR
QUALIFICATION** None

**SAMPLING
FREQUENCY** See SiteManager Sampling Checklist for contract.

**SAMPLING
METHOD** None


**RESIDENT
ENGINEER (RE)** The RE:

- Obtains letter of certification
- Inspects for conformity with the standard drawing and the specifications

**DISTRICT MATERIALS
ENGINEER (DME)** None

REMARKS None



 <p>MATERIALS FIELD SAMPLING</p>	<p><i>Chapter</i></p> <p>CONSTRUCTION</p>
	<p><i>Subject</i></p> <p>Seed, Temporary</p>

**INSPECTOR
QUALIFICATION** None

**SAMPLING
FREQUENCY** See SiteManager Sampling Checklist for contract.


**SAMPLING
METHOD** None

**RESIDENT
ENGINEER (RE)** The RE obtains manufacturer's certification.

**DISTRICT MATERIALS
ENGINEER (DME)** None

REMARKS None



 <p>MATERIALS FIELD SAMPLING</p>	<p><i>Chapter</i></p> <p>CONSTRUCTION</p>
	<p><i>Subject</i></p> <p>Seed, Permanent (Grasses, Native Grasses, Legumes)</p>

**INSPECTOR
QUALIFICATION** None

**SAMPLING
FREQUENCY** See SiteManager Sampling Checklist for contract.

**SAMPLING
METHOD** None


**RESIDENT
ENGINEER (RE)** The RE:

- Obtains vendor's seed tag for each lot received
- Insures that all bags have a tag
- Checks for the following information/requirements on the tag to insure results are within allowable ranges in the [Standard Specifications](#):
 - ◆ Lot number identification
 - ◆ Vendor's name and address
 - ◆ Kind of seed
 - ◆ Variety of seed
 - ◆ Pure seed %, (see **Section 827.04**)
 - ◆ Germination %, (see **Section 827.04**)
 - ◆ Hard seed %, (see **Section 827.04**)
 - ◆ Inert matter %
 - ◆ Crop seed %
 - ◆ Date of test
 - ◆ Weed seed %
 - ◆ Seed origin (state)
 - ◆ List of noxious weed seeds and amounts (if any)
- For premixed seed, obtains the Master Blend Sheet from the vendor

**DISTRICT MATERIALS
ENGINEER (DME)** None

REMARKS None



 <p style="font-size: 1.2em; margin: 0;">MATERIALS FIELD SAMPLING</p>	<p><i>Chapter</i></p> <p style="text-align: center;">CONSTRUCTION</p> <hr/> <p><i>Subject</i></p> <p style="text-align: center;">Utility Appurtenances (Permanent & Temporary) (see Remarks)</p>
---	--

INSPECTOR QUALIFICATION None

SAMPLING FREQUENCY See SiteManager Sampling Checklist for contract.

SAMPLING METHOD None

RESIDENT ENGINEER (RE) The RE:

- Obtains through the contractor a letter of acceptance from the local municipality


Note: The letter shall state that all work and materials meet or exceed the local and/or state codes.

- Files acceptance letter in the project file and forwards a copy to the division

DISTRICT MATERIALS ENGINEER (DME) None

REMARKS These items include but are not limited to waterlines, gas lines, wire lines, service connections, water and gas meter boxes, water and gas valve boxes, light standards, cables, signals, and sewers.



 <p>MATERIALS FIELD SAMPLING</p>	<p><i>Chapter</i></p> <p>CONSTRUCTION</p>
	<p><i>Subject</i></p> <p>Silt Trap Type "C" Bags</p>

**INSPECTOR
QUALIFICATION** None

**SAMPLING
FREQUENCY** See SiteManager Sampling Checklist for contract.

**SAMPLING
METHOD** None


**RESIDENT
ENGINEER (RE)** The RE:

- Obtains geotextile certification
- Ensures bag material (geotextile) resides on the [LAM](#)
- Inspects for conformity with the standard drawing and the specifications

**DISTRICT MATERIALS
ENGINEER (DME)** None

REMARKS None



 <p>MATERIALS FIELD SAMPLING</p>	<p><i>Chapter</i></p> <p>CONSTRUCTION</p>
	<p><i>Subject</i></p> <p>Silt Fence</p>

**INSPECTOR
QUALIFICATION** None

**SAMPLING
FREQUENCY** See SiteManager Sampling Checklist for contract.

**SAMPLING
METHOD** None


**RESIDENT
ENGINEER (RE)** The RE:

- Obtains letter of certification through the contractor indicating compliance with the specification
- Inspects for conformity with the standard drawing and the specifications

**DISTRICT MATERIALS
ENGINEER (DME)** None

REMARKS None



 <p>MATERIALS FIELD SAMPLING</p>	<p><i>Chapter</i></p> <p>CONSTRUCTION</p>
	<p><i>Subject</i></p> <p>Ductile, Cast Iron, or Encasement Pipe & Fittings</p>

INSPECTOR QUALIFICATION None

SAMPLING FREQUENCY See SiteManager Sampling Checklist for contract.

SAMPLING METHOD None


RESIDENT ENGINEER (RE) The RE:

- Inspects the pipe and fittings for defects and conformance to dimensional requirements
- Obtains steel manufacturer's certification

DISTRICT MATERIALS ENGINEER (DME) None


REMARKS None



 <p>MATERIALS FIELD SAMPLING</p>	<i>Chapter</i> ELECTRICAL
	<i>Subject</i> General Notes

For any questions pertaining to this information, please contact the Division of Traffic at 502.564.3020.



 <p>MATERIALS FIELD SAMPLING</p>	<p><i>Chapter</i></p> <p>ELECTRICAL</p>
	<p><i>Subject</i></p> <p>Wiring & Conduit (Ducted & Messenger Cable)</p>

INSPECTOR QUALIFICATION None

SAMPLING FREQUENCY See SiteManager Sampling Checklist for project.

SAMPLING METHOD One 2-foot section.

Indicate size and type of each wire/cable submitted and exact usage of each sample of conduit.

Insulation/coating of the submitted cable shall include information including voltage and IMSA type.

RESIDENT ENGINEER (RE) The RE:

- Inspects for conformity to specifications, project plans, and proposal and obtains manufacturer's certification for conduit
- Obtains sample


DISTRICT MATERIALS ENGINEER (DME) The DME submits sample to the Division of Traffic Operations for testing.

REMARKS Sample:

- Each size and type of wire/cable
- Each size and type of conduit

The Division of Traffic checks for proper usage.




 <p>MATERIALS FIELD SAMPLING</p>	<p><i>Chapter</i></p> <p>INDEPENDENT ASSURANCE SAMPLING</p>
	<p><i>Subject</i></p> <p>General Notes</p>

1. The federally-mandated Independent Assurance Sampling and Testing Program (IAS) provides an unbiased and independent evaluation of sampling and testing procedures and testing equipment used in acceptance sampling and testing on National Highway System (NHS) contracts. ***It should be noted that these samples and tests are not for the purpose of determining the acceptability of materials or construction work.*** IAS applies when the construction cost of a federally-funded contract on any NHS route or a state-funded contract on an Interstate highway exceeds \$1,000,000. The IAS program is in addition to the division's standard acceptance sampling and testing program.
2. IAS shall be performed by a qualified materials representative who has no direct responsibility for process-control, acceptance, and/or verification sampling and testing. Whenever possible, testing equipment other than that used for acceptance testing shall be used. No more than 20% of each test required for IAS shall be accomplished by observation of acceptance sampling and testing.
3. On contracts utilizing contractors' test results for acceptance, IAS will be performed on bid items with quantities equal to or greater than ten times the acceptance quantity frequency. If the bid item is more than 40 times the acceptance quantity frequency, an additional IAS test will be required for that bid item. Effort shall be made to obtain the IAS tests early in the production.
4. On contracts **not** utilizing contractors' test results for acceptance, IAS will typically be performed at a frequency of ten times the acceptance quantity frequency.
5. It is recommended that each district assign primary responsibility for IAS to one or more qualified individuals on the Materials staff. Each district's workload, personnel staffing, and geographic distribution of federal-aid contracts will determine the assignments for IAS personnel.
6. Independent Assurance samples shall be taken at the same point and time as the comparison samples using an independent, but "side-by-side", sample or other accepted sampling procedures. It is not required to perform IAS exclusively on the acceptance sample.

7. IAS results shall be analyzed promptly by the district materials engineer (DME) and reported to the Division of Materials' IAS coordinator. IAS comparison test results shall be submitted to the Division of Materials by means of the currently approved test reporting format. When excessive differences between the IAS and comparison results occur or other discrepancies are noted, the DME and contract personnel shall work together to resolve the problem. When the situation cannot be resolved at that level, the division shall be notified. (**KM 64-112** provides numerical limits for analyzing IAS and comparison tests.)
8. All construction personnel shall be knowledgeable about the purpose of IAS and the intended use of the results from these tests. This purpose shall be emphasized by the DME, supported by the district Construction Branch manager, in staff meetings, training sessions, and on the job.
9. Construction contracts let jointly, but having separate plans and contract estimates, will be considered separate contracts in order to simplify this program. Separate contract files shall be maintained for the IAS reports. Individual test reports shall be maintained in each contract file according to the prescribed sampling or testing frequency outlined in the summaries.
10. IAS requirements for all phases of the work on ramps, shoulders, frontage roads, cross-overs, detours, entrances, storage lanes, and other miscellaneous construction will be determined and communicated prior to the start of work on the contract by the Division of Materials' IAS coordinator. This practice is due to the variable quantities involved from contract to contract on these types of construction.



 <p>MATERIALS FIELD SAMPLING</p>	<p><i>Chapter</i></p> <p>INDEPENDENT ASSURANCE SAMPLING</p>
	<p><i>Subject</i></p> <p>Identifying IAS Contracts</p>

NHS ROUTES

A contract must be on the National Highway System (NHS). All Interstates and Parkways in Kentucky are NHS routes. There are many secondary routes with sections on the NHS. The Federal Highway Administration maintains and updates the official list of NHS routes. There is an online link from the Transportation Cabinet website in the Division of Planning:

- www.planning.kytc.ky.gov/maps/NHS/nhs.asp
- Click "NHS Listing by Route Number"

Be aware that some contracts may have been incorrectly identified in the proposal as being on NHS Routes. It is complicated because parts of some routes are on the NHS, but not between every mile-point and not in every county. The NHS list is very specific and must be read carefully.

FEDERAL OR STATE FUNDING

The contract award amount must be over \$1,000,000 in federal or state money. However, there are some specifics related to this rule:

- Contracts are funded with federal money, state money, or a combination of both.
- Even though a contract is on the NHS and the contract award amount is over \$1,000,000, IAS testing is not necessarily an automatic requirement. The source of the funding must be considered.
- A contract on any NHS route that is federally-funded or with a combination of federal and state funding and an award amount over \$1,000,000 will require IAS.
- A contract that is over \$1,000,000 and only state-funded **will require IAS testing only if it is on an Interstate route**. For example, a state-funded Parkway contract of over \$1,000,000 will **not** require IAS testing.

IDENTIFYING THE FUNDING SOURCE

The funding source for a contract can be found by noting:

- Federal/State contract number, for example:
 - ◆ For Federal Contract Numbers, IM-NH 12(3), BRZ 1234, STP 1234, BRO 123, APD 123
 - Note:** Typically, any numbers with a parenthesis indicate a federally-funded project.
 - ◆ For State Contract Numbers, FD04, FE01, CB06, FD52
- Contract call numbers (found in the upper left-hand corner of the front page of the proposal) identified as:
 - ◆ 100 & 200 series are federally-funded (200 series are group jobs)
 - ◆ 300 & 400 series are state-funded (400 series are group jobs)

IAS REQUIREMENTS

There are four basic considerations when determining whether a contract requires IAS testing:

1. Is the contract on an NHS route?
2. What is the type of construction? (For example, bridge paint and clean contracts do not involve materials requiring IAS testing.)
3. What is the funding source? (State funding on non-Interstate contracts do not require IAS testing.)
4. Is the award amount over \$1,000,000?

The following table shows if a contract requires IAS testing based on answers to the above questions assuming that the type of construction involves materials requiring IAS testing.

Determining Whether a Contract Requires IAS


Contract	NHS Route?	Interstate?	Funding Source	Over \$1,000,000?	Is IAS Required?
A	Yes	Yes	Federal	Yes	Yes
B	Yes	Yes	State	Yes	Yes
C	Yes	No	State	Yes	No
D	Yes	Yes	Federal or State	No	No

**SMALL
QUANTITIES**

A contract may meet all the requirements for IAS testing, but if the bid amounts of the items we test fall below a certain range, then no IAS testing will be required. Small quantities can therefore disqualify a contract for IAS testing. Refer to [MFS-1203](#) for minimum quantity sampling requirements.

If all of the criteria are not met, no IAS testing is required.



 <p style="font-size: 24pt; font-weight: bold; margin: 0;">MATERIALS FIELD SAMPLING</p>	<p><i>Chapter</i></p> <p style="text-align: center; font-weight: bold;">INDEPENDENT ASSURANCE SAMPLING</p> <hr/> <p><i>Subject</i></p> <p style="text-align: center;">Materials Requiring IAS</p>
--	---

Material	Tests	Frequency
Embankment:		
Soil Embankment	Nuclear Density	1 per 100,000 cubic yards; None for less than 10,000 Cubic yards
Lime & Cement Stabilization	Nuclear Density	1 per 5,000 feet of Roadway; None for less than 1,500 feet
Aggregate Base:		
DGA & CSB	Gradation & Deleterious	1 per 20,000 tons: None for less than 10,000 tons
	Nuclear Density	1 per 25,000 square yards of area placement
Structural Concrete (Converted from Linear Feet into Cubic yards):		
Class A, Class A Modified, Class AA, Class AA HPC, Class AAA, Class B, Class D, Class D Modified	Slump, Air & Cylinders	Total quantity equal to or greater than 500 cubic yards: 1 Set; Total quantity equal to or greater than 2,000 cubic yards: 2 Sets
Each Aggregate Coarse Aggregate	Gradation Minus # 200 Wash	1 per 2,000 cubic yards None for less than 1,500 cubic yards

Material	Tests	Frequency
Portland Cement:		
JPC Concrete	Slump & Air	Total quantity equal to or Greater than 10,000 Square yards: 1 Set Total quantity equal to or Greater than 40,000 Square yards: 2 Sets
Each Aggregate Coarse Aggregate	Gradation Minus # 200 Wash	1 per 120,000 square yards None for less than 50,000 square yards
Asphalt:		
Superpave Mixtures	Asphalt Binder Content Air Voids Voids in Mineral	Total quantity equal to or greater than 10,000 tons: 1 Set Total quantity equal to or Greater than 40,000 tons: 2 Sets
Asphalt-Treated Drainage Blanket	Asphalt Binder Content Gradation	Total quantity equal to or greater than 10,000 tons: 1 Set Total quantity equal to or Greater than 40,000 tons: 2 Sets

