

MAINTENANCE CONDITION OF KENTUCKY HIGHWAYS



County Supplement Maintenance Rating Program - FY 2021

**Division of Maintenance
Operations and Pavement Management Branch
December 2021**



2021 MAINTENANCE RATING PROGRAM REPORT

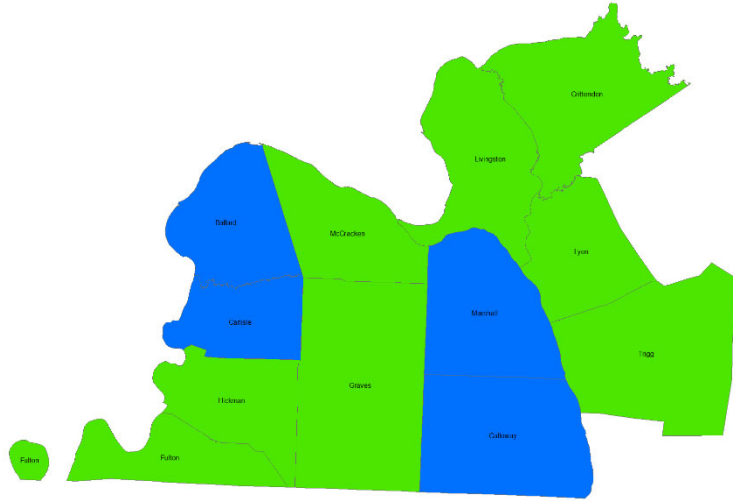
COUNTY SUPPLEMENT

Background

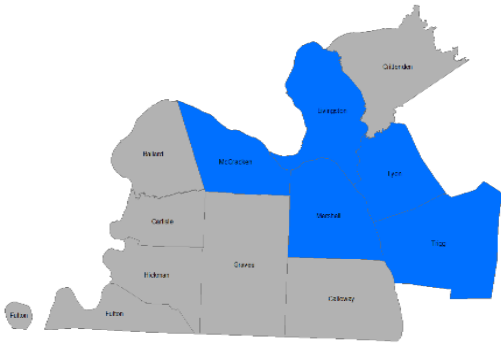
The University of Kentucky, Kentucky Transportation Center (KTC) conducted a telephone survey in 2016 to evaluate public perception of the maintenance activities of KYTC. A supplement of this report included a statistical analysis on the Maintenance Rating Program.

KTC concluded that Maintenance Rating Program data could be combined to produce county level results. Three years of data (2020, 2019, and 2018) were used for this supplement. The confidence levels and intervals are based on the size of the samples. County result confidence levels vary from 80% +/- 10% to 99% +/- 1% based on available road mileage.

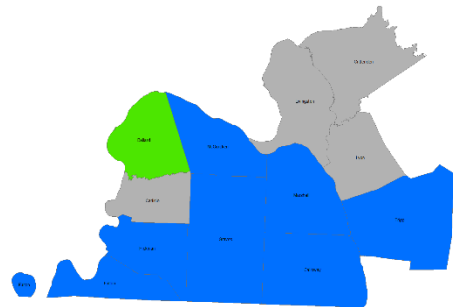
2021 Maintenance Rating Program Report



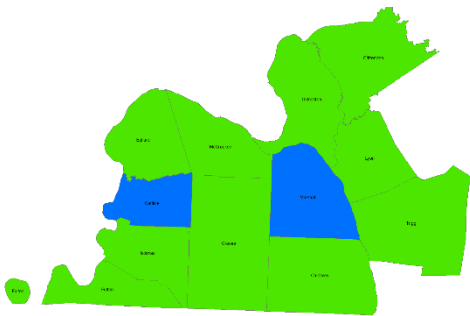
ALL ROADS



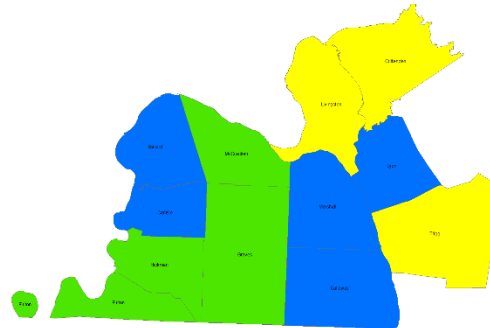
INTERSTATES



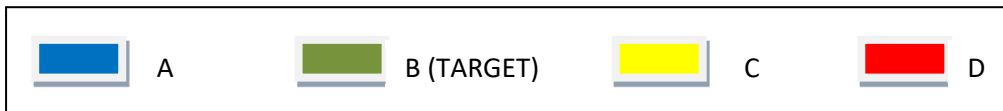
NATIONAL HIGHWAY SYSTEM



STATE PRIMARY AND SECONDARY



RURAL SECONDARY



District One Maintenance Levels of Service

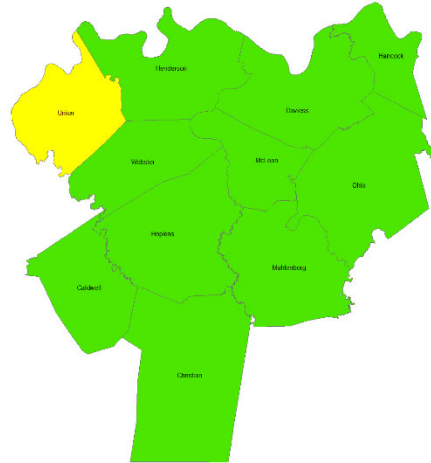
District One Scores

Feature Description	BALLARD	CALLOWAY	CARLSLE	CRITTENDEN	FULTON	GRAVES	HICKMAN	LIVINGSTON	LYON	MARSHALL	MCCRACKEN	TRIGG
Rideability	76.3	77.5	77.0	67.2	70.0	74.4	70.7	70.5	78.9	77.8	74.0	75.0
Appearance	99.4	82.0	95.1	93.8	87.1	92.4	90.2	85.1	97.2	90.7	93.9	78.8
Vertical Clearance	89.7	97.3	100.0	90.6	86.4	93.8	88.0	77.1	97.0	97.1	95.1	77.3
Visual Obstructions	97.2	97.6	97.9	77.3	89.5	94.7	100.0	85.1	91.6	100.0	99.8	96.0
Fencing	NA	62.8	NA	NA	NA	94.3	NA	NA	81.6	94.4	100.0	97.4
Guardrail Specifications	NA	NA	NA	NA	NA	100.0	NA	NA	73.6	88.0	83.6	73.4
Guardrail Damage	NA	NA	NA	NA	NA	100.0	NA	NA	90.2	100.0	92.7	100.0
Attenuators	NA	NA	NA	NA	NA	NA	NA	NA	98.8	100.0	100.0	NA
Potholes	100.0	100.0	100.0	45.4	82.6	78.6	81.9	61.4	93.3	100.0	95.8	78.7
Rutting	82.6	92.8	72.1	46.1	80.4	78.0	56.2	60.0	62.5	83.9	61.4	48.7
Pavement Drop Off	79.4	78.0	87.5	51.6	89.0	95.8	92.1	71.3	70.9	78.8	97.9	74.2
Shoulder Drop Off	88.0	97.0	87.4	77.4	96.0	93.6	90.4	95.2	91.7	95.4	96.8	85.5
High Shoulder	100.0	97.3	100.0	95.3	97.7	98.0	100.0	95.8	100.0	98.3	99.2	96.0
Shoulder Potholes	92.2	100.0	93.0	90.2	84.2	82.5	73.2	96.0	93.1	100.0	84.8	99.0
Drains	NA	100.0	NA	100.0	NA	96.4	NA	96.8	93.9	100.0	95.3	NA
Ditches	96.8	91.2	100.0	97.7	100.0	95.6	100.0	98.3	96.4	95.5	94.5	91.2
Curb and Gutter	NA	NA	NA	NA	NA	NA	NA	NA	NA	NA	NA	NA
White Stripe	99.2	NA	NA	NA	92.0	92.1	NA	NA	93.4	NA	91.3	100.0
Yellow Stripe	94.8	NA	100.0	100.0	93.4	88.6	93.8	100.0	97.2	NA	91.5	100.0
Guide Signs	NA	98.8	NA	100.0	NA	94.6	NA	NA	99.4	99.7	98.7	84.0
Guide Sign Assemblies	NA	100.0	NA	100.0	NA	100.0	NA	NA	92.4	100.0	89.5	92.3
Warning and Reg. Signs	96.2	80.3	100.0	96.7	74.8	87.3	NA	79.6	100.0	86.3	87.5	99.2
Warning and Reg. Sign Assemblies	NA	NA	NA	NA	NA	NA	NA	NA	NA	NA	84.8	NA

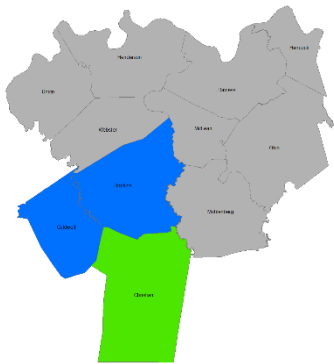
Total Score

91.8 91.5 92.8 81.0 87.5 88.7 86.6 93.4 89.7 92.4 89.9 82.9

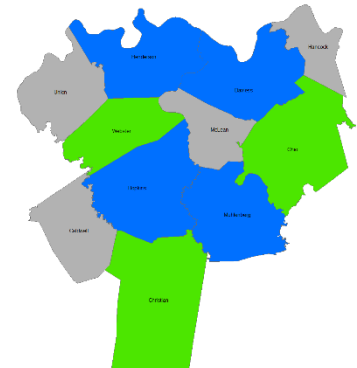
2021 Maintenance Rating Program Report



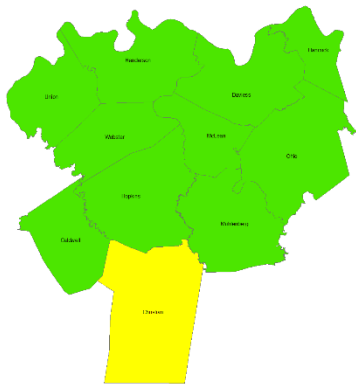
ALL ROADS



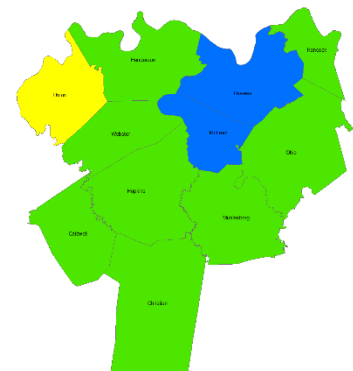
INTERSTATES



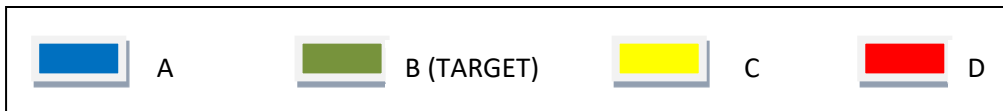
NATIONAL HIGHWAY SYSTEM



STATE PRIMARY AND SECONDARY



RURAL SECONDARY



District Two Maintenance Levels of Service

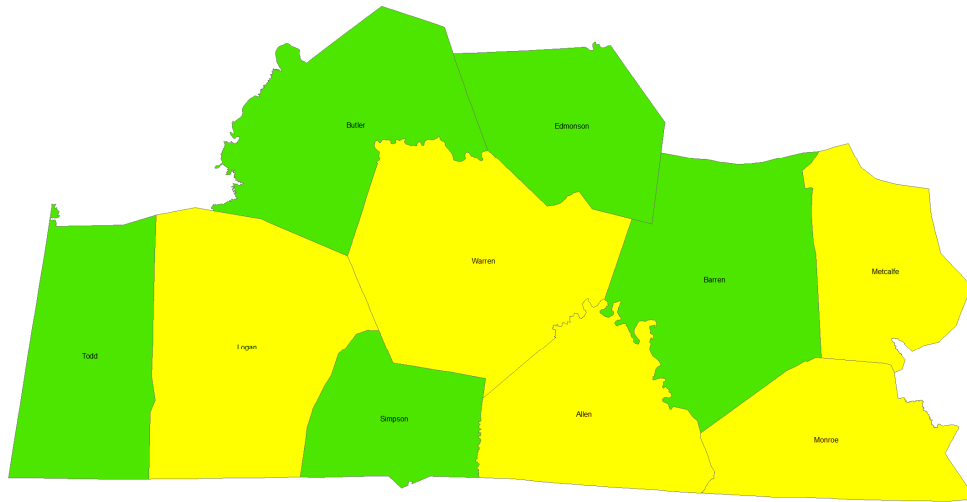
District Two Scores

Feature Description	CALDWELL	CHRISTIAN	DAVISS	HANCOCK	HENDERSON	HOPKINS	MCLEAN	MUHLENBERG	OHIO	UNION	WEBSTER
Rideability	73.3	75.2	76.0	71.0	76.4	70.2	73.0	73.2	77.6	68.6	71.3
Appearance	99.9	89.2	95.5	97.4	91.4	80.8	86.5	91.3	91.6	81.9	88.7
Vertical Clearance	100.0	98.8	96.0	84.1	82.3	99.9	100.0	99.0	86.8	97.2	98.1
Visual Obstructions	93.0	94.3	97.1	91.8	97.1	97.8	100.0	94.7	96.9	95.3	95.0
Fencing	100.0	99.4	87.0	NA	NA	NA	NA	NA	87.1	NA	NA
Guardrail Specifications	70.2	45.7	83.2	NA	68.7	72.8	NA	68.1	95.8	NA	NA
Guardrail Damage	62.0	97.5	92.9	NA	93.9	93.5	NA	94.8	95.8	NA	NA
Attenuators	100.0	97.7	80.3	NA	100.0	100.0	NA	96.2	100.0	NA	NA
Potholes	74.3	19.4	82.4	79.4	87.4	54.1	83.1	82.0	74.8	41.4	34.2
Rutting	95.9	83.1	86.7	84.1	96.6	94.3	94.9	94.9	87.2	74.2	81.1
Pavement Drop Off	72.0	79.0	88.5	94.3	84.1	93.1	84.3	93.0	88.0	80.3	96.4
Shoulder Drop Off	79.7	83.6	83.3	73.3	82.0	78.7	76.0	81.4	66.1	92.0	87.0
High Shoulder	99.9	96.7	95.5	97.4	94.5	94.5	98.4	97.4	98.8	78.0	74.8
Shoulder Potholes	81.2	55.1	91.9	87.2	100.0	55.6	87.2	58.0	90.0	84.8	89.6
Drains	87.8	90.0	85.5	NA	96.3	NA	NA	NA	63.3	95.9	97.1
Ditches	94.6	97.6	87.1	86.5	94.1	87.9	89.6	95.4	93.0	93.1	92.7
Curb and Gutter	NA	NA	NA	NA	NA	NA	NA	NA	NA	NA	NA
White Stripe	88.9	78.6	84.1	NA	NA	92.1	NA	93.8	76.3	NA	NA
Yellow Stripe	95.4	81.9	97.8	95.0	100.0	90.1	98.3	100.0	100.0	NA	NA
Guide Signs	100.0	96.8	64.2	9.7	79.7	100.0	NA	89.3	98.5	83.7	93.1
Guide Sign Assemblies	98.9	98.7	93.5	NA	67.7	NA	NA	100.0	88.0	68.7	93.6
Warning and Reg. Signs	74.2	97.0	85.4	94.6	82.6	96.0	NA	80.4	79.4	66.2	89.7
Warning and Reg. Sign Assemblies	90.6	90.9	100.0	100.0	79.3	91.4	NA	93.4	76.7	57.7	NA

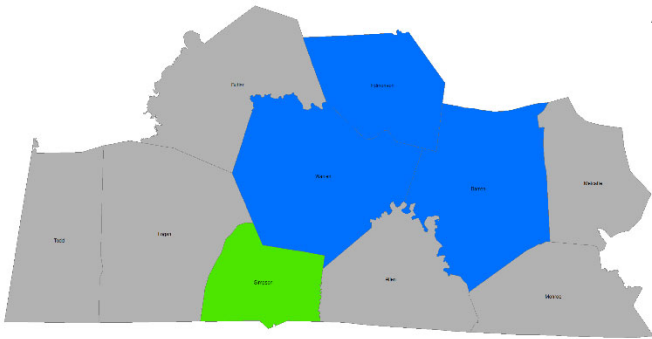
Total Score

86.3 82.0 88.6 84.5 88.2 84.7 90.0 88.4 86.0 78.8 83.8

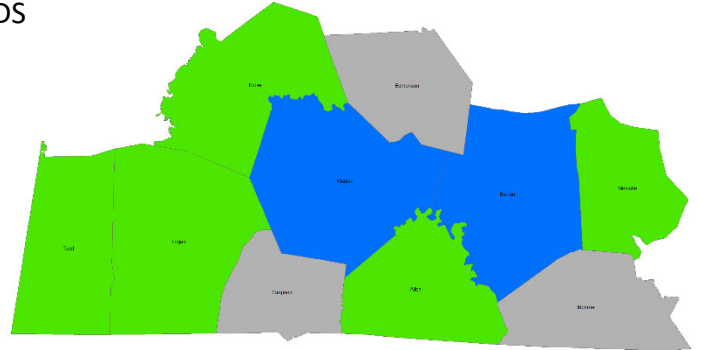
2021 Maintenance Rating Program Report



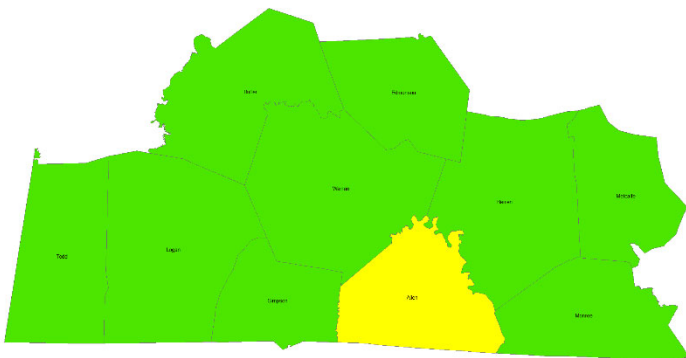
ALL ROADS



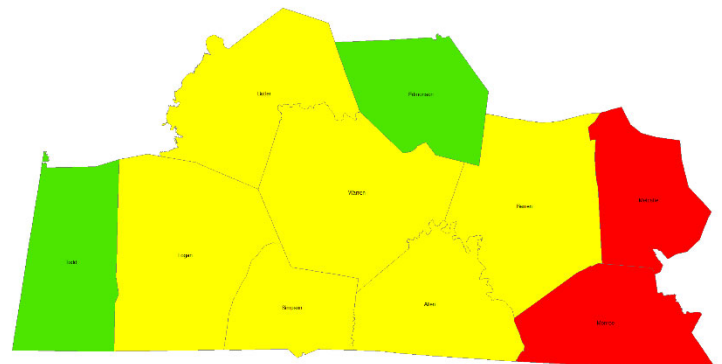
INTERSTATES



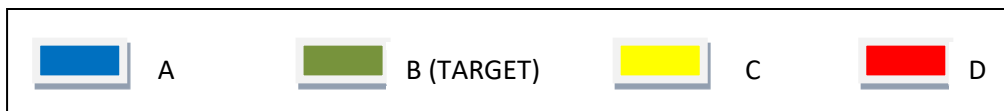
NATIONAL HIGHWAY SYSTEM



STATE PRIMARY AND SECONDARY



RURAL SECONDARY



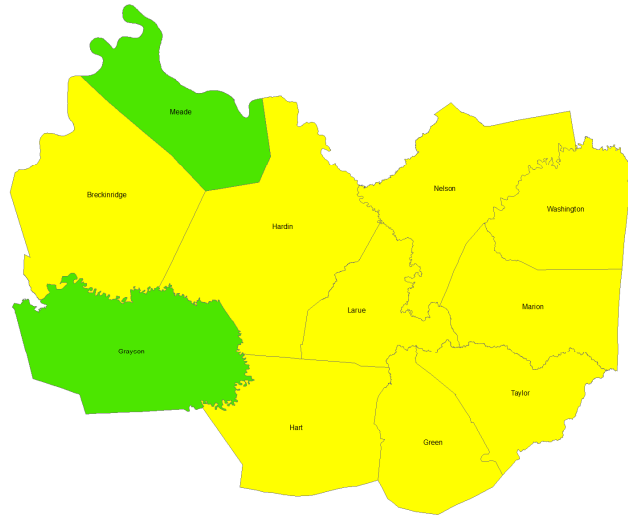
District Three Maintenance Levels of Service

District Three Scores

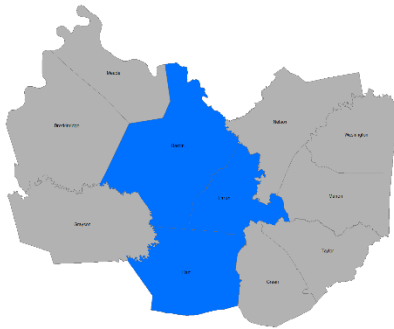
Feature Description	ALLEN	BARREN	BUTLER	EDMONSON	LOGAN	METCALFE	MONROE	SIMPSON	TODD	WARREN
Rideability	79.6	83.2	78.2	79.0	77.5	80.8	78.9	78.5	77.3	79.0
Appearance	74.2	93.9	94.7	94.7	89.9	81.0	84.0	86.9	91.7	90.9
Vertical Clearance	63.2	84.0	79.4	60.4	74.6	78.0	72.6	88.6	92.6	73.9
Visual Obstructions	87.2	71.3	82.6	70.9	80.7	71.5	69.4	92.2	91.5	82.3
Fencing	100.0	100.0	96.5	NA	98.6	100.0	NA	100.0	92.1	84.9
Guardrail Specifications	51.6	73.8	94.8	NA	NA	60.2	NA	83.1	NA	79.8
Guardrail Damage	79.7	90.9	72.8	NA	NA	88.3	NA	83.1	NA	86.6
Attenuators	NA	71.5	NA	NA	NA	100.0	NA	NA	NA	51.8
Potholes	90.3	90.0	83.2	94.1	91.4	70.0	88.0	88.0	93.2	84.7
Rutting	78.5	90.9	97.0	100.0	89.8	80.6	93.6	80.8	86.6	80.7
Pavement Drop Off	89.1	87.3	90.1	87.0	93.8	75.6	95.2	86.9	86.1	63.7
Shoulder Drop Off	63.6	64.1	48.7	52.8	63.3	78.5	56.6	71.7	58.5	56.4
High Shoulder	84.9	81.5	90.8	85.6	80.0	63.8	77.4	89.7	86.9	86.2
Shoulder Potholes	85.8	73.8	75.5	81.1	81.0	56.8	77.9	78.3	87.9	78.2
Drains	44.7	53.4	73.2	73.6	70.3	87.0	52.0	63.4	69.8	80.2
Ditches	53.4	54.1	67.8	57.4	72.7	58.2	53.2	56.1	68.6	59.1
Curb and Gutter	NA	NA	NA	NA	NA	NA	NA	NA	NA	100.0
White Stripe	65.4	88.1	83.5	87.6	85.0	76.4	NA	58.7	79.3	91.6
Yellow Stripe	90.1	100.0	92.3	97.8	97.6	90.4	78.5	97.0	100.0	93.2
Guide Signs	90.2	68.5	65.4	100.0	80.3	100.0	51.0	71.4	66.4	91.4
Guide Sign Assemblies	59.3	85.7	56.1	72.2	74.6	NA	NA	69.1	74.2	90.6
Warning and Reg. Signs	84.6	79.7	92.3	97.6	36.4	99.5	69.2	75.8	51.1	89.4
Warning and Reg. Sign Assemblies	78.8	92.4	85.1	85.6	47.0	88.3	91.5	76.4	58.2	80.3

Total Score 78.5 80.6 81.6 82.9 82.9 77.8 78.3 78.3 76.4 80.2 80.2 82.1 80.0

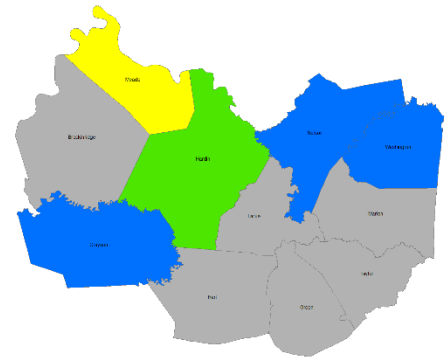
2021 Maintenance Rating Program Report



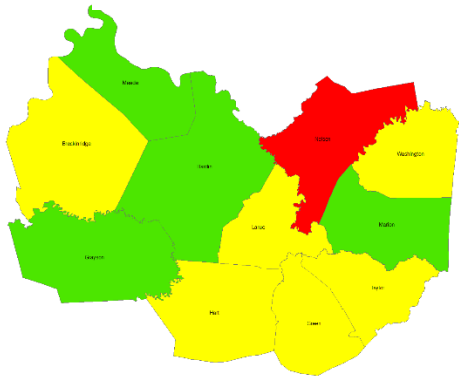
ALL ROADS



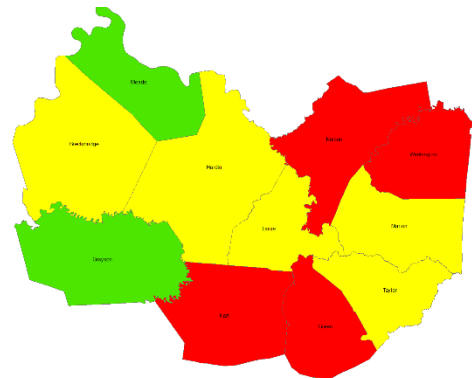
INTERSTATES



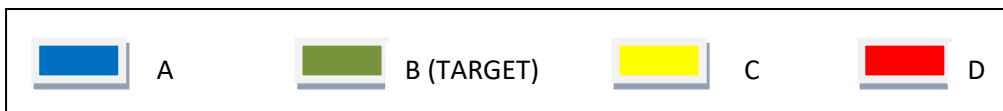
NATIONAL HIGHWAY SYSTEM



STATE PRIMARY AND SECONDARY



RURAL SECONDARY



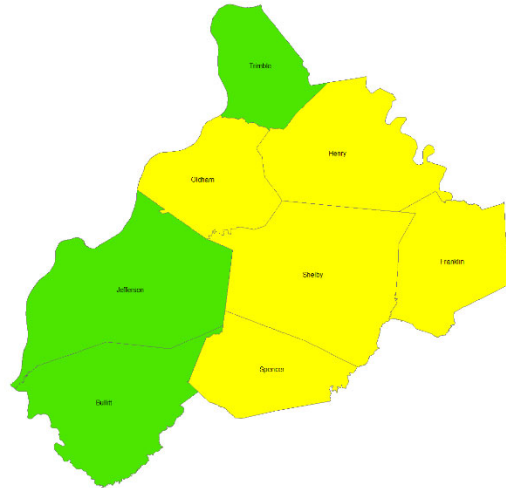
District Four Maintenance Levels of Service

District Four Scores

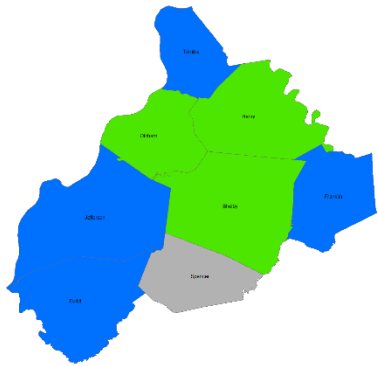
Feature Description	BRECKINRIDGE	GRAYSON	GREEN	HARDIN	HART	LARUE	MARION	MEADE	NELSON	TAYLOR	WASHINGTON
Rideability	70.2	78.0	80.7	62.8	61.3	78.7	75.4	67.6	81.0	70.6	78.7
Appearance	62.3	93.6	92.3	88.8	87.7	90.2	90.7	94.0	88.4	94.2	92.4
Vertical Clearance	90.3	89.9	36.8	53.8	46.8	25.8	25.8	89.8	30.2	58.9	41.9
Visual Obstructions	99.0	84.4	87.2	96.4	90.0	93.7	93.7	95.8	84.5	92.6	89.0
Fencing	NA	85.0	NA	100.0	100.0	NA	NA	NA	100.0	NA	NA
Guardrail Specifications	NA	81.4	NA	95.6	100.0	NA	NA	NA	100.0	NA	NA
Guardrail Damage	NA	89.8	NA	90.4	94.6	NA	NA	NA	98.0	NA	NA
Attenuators	NA	92.7	NA	84.8	100.0	NA	NA	NA	97.0	NA	NA
Potholes	57.6	88.1	80.8	61.9	53.2	70.2	81.7	86.5	42.3	69.5	54.0
Rutting	89.1	94.2	54.0	48.0	34.4	43.3	58.0	92.2	37.3	54.3	55.2
Pavement Drop Off	83.8	92.4	66.0	48.1	56.3	55.9	62.4	95.8	35.0	63.3	42.6
Shoulder Drop Off	62.8	51.6	58.6	56.5	56.8	46.1	45.6	66.0	43.4	54.3	43.5
High Shoulder	56.2	80.3	84.9	99.8	99.1	89.6	95.1	72.1	95.1	90.4	91.6
Shoulder Potholes	82.6	86.1	69.3	78.1	85.4	85.9	70.1	75.9	86.1	58.2	89.4
Drains	72.2	81.8	NA	96.4	92.5	66.0	92.0	81.7	75.6	74.7	64.9
Ditches	63.7	80.9	82.9	98.5	100.0	71.0	91.1	76.7	91.3	83.1	87.5
Curb and Gutter	NA	NA	NA	100.0	100.0	NA	NA	NA	100.0	NA	NA
White Stripe	89.4	87.9	86.0	94.9	71.6	92.0	NA	91.5	75.4	91.3	90.6
Yellow Stripe	96.3	90.2	89.0	90.8	84.8	87.8	90.6	100.0	91.8	96.2	84.0
Guide Signs	NA	88.6	NA	95.0	97.4	100.0	76.4	71.4	92.8	89.1	96.1
Guide Sign Assemblies	NA	90.2	NA	99.5	95.2	84.1	100.0	84.6	100.0	NA	100.0
Warning and Reg. Signs	59.8	68.9	NA	88.6	100.0	NA	46.9	50.9	100.0	81.8	NA
Warning and Reg. Sign Assemblies	85.3	95.0	NA	92.5	100.0	NA	NA	100.0	100.0	NA	NA

Total Score 76.7 84.4 74.0 77.9 74.0 74.0 73.8 76.1 81.6 71.1 76.3 73.9

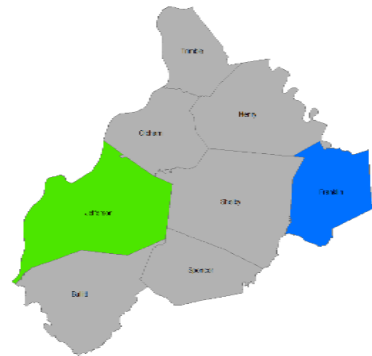
2021 Maintenance Rating Program Report



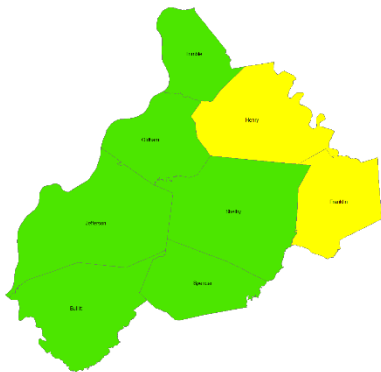
ALL ROADS



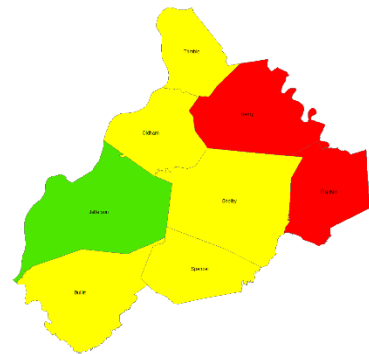
INTERSTATES



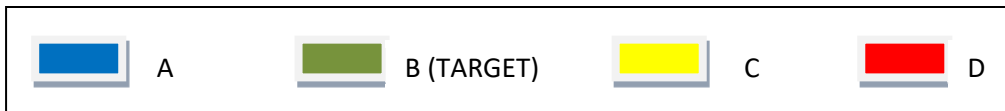
NATIONAL HIGHWAY SYSTEM



STATE PRIMARY AND SECONDARY



RURAL SECONDARY



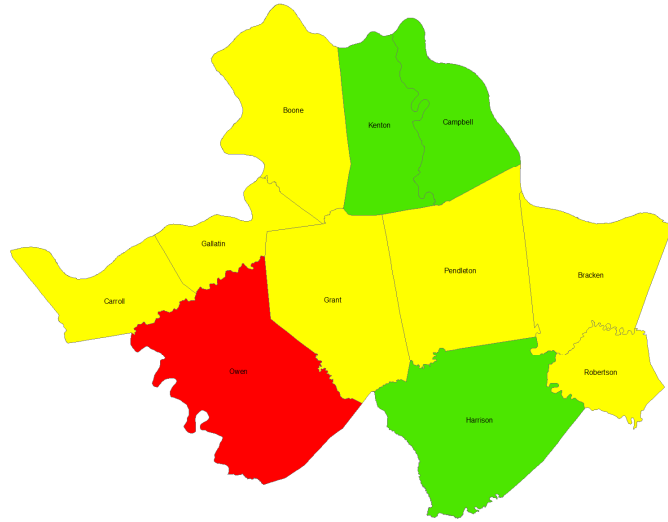
District Five Maintenance Levels of Service

District Five Scores

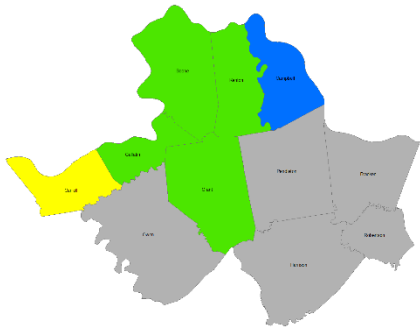
Feature Description	BULLITT	FRANKLIN	HENRY	JEFFERSON	OLDHAM	SHELBY	SPENCER	TRIMBLE
Rideability	75.0	77.6	68.3	69.2	74.4	74.6	77.6	75.3
Appearance	91.0	100.0	100.0	73.7	95.0	94.5	98.6	98.1
Vertical Clearance	86.5	46.2	59.8	91.5	82.2	88.8	91.2	78.0
Visual Obstructions	92.8	74.8	77.0	87.9	79.6	82.4	73.5	89.6
Fencing	100.0	100.0	NA	86.0	NA	96.1	NA	NA
Guardrail Specifications	80.3	79.3	NA	70.5	NA	61.1	NA	NA
Guardrail Damage	78.7	55.9	NA	96.7	NA	86.8	NA	NA
Attenuators	NA	86.4	NA	100.0	NA	NA	NA	NA
Potholes	92.7	44.9	29.2	94.5	75.3	64.3	92.8	67.4
Rutting	94.0	90.9	76.6	91.4	90.8	57.0	59.2	91.5
Pavement Drop Off	81.2	98.7	100.0	72.9	64.3	69.5	79.6	97.4
Shoulder Drop Off	45.8	60.7	54.6	70.4	50.6	27.6	28.2	50.6
High Shoulder	93.1	58.6	78.4	99.5	98.6	72.0	89.6	94.2
Shoulder Potholes	97.2	49.7	24.0	98.8	60.8	73.8	92.8	90.3
Drains	54.4	95.4	85.9	84.6	72.6	83.4	60.8	94.0
Ditches	58.6	86.1	70.2	57.6	66.8	77.0	90.9	70.2
Curb and Gutter	NA	NA	NA	60.7	NA	NA	NA	NA
White Stripe	NA	79.1	85.3	NA	NA	100.0	86.6	93.1
Yellow Stripe	NA	92.2	86.3	NA	NA	94.7	86.0	95.8
Guide Signs	78.1	85.4	90.9	92.5	70.0	100.0	89.7	93.7
Guide Sign Assemblies	94.3	85.2	73.1	87.3	100.0	100.0	NA	88.7
Warning and Reg. Signs	71.2	54.7	86.9	89.3	80.2	94.6	75.5	94.2
Warning and Reg. Sign Assemblies	85.6	61.2	78.5	97.4	96.5	77.0	78.0	71.2

Total Score 80.6 73.8 73.4 85.3 85.3 78.5 77.2 78.4 78.4 84.2

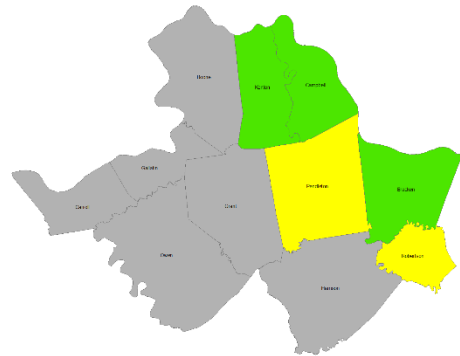
2021 Maintenance Rating Program Report



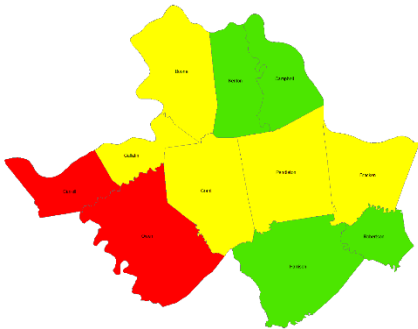
ALL ROADS



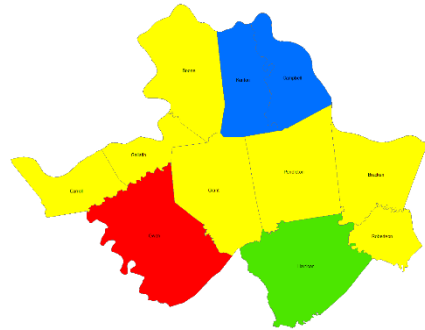
INTERSTATES



NATIONAL HIGHWAY SYSTEM



STATE PRIMARY AND SECONDARY



RURAL SECONDARY



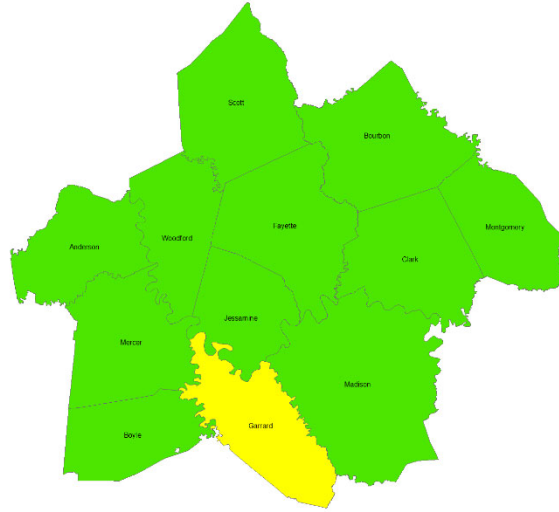
District Six Maintenance Levels of Service

District Six Scores

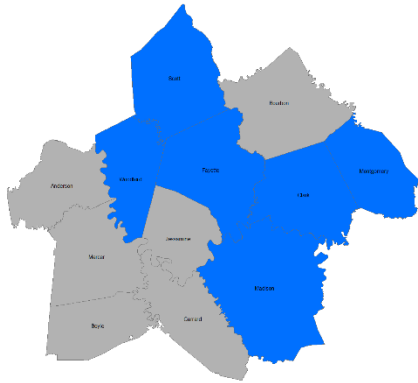
Feature Description	BOONE	BRACKEN	CAMPBELL	CARROLL	GALLATIN	GRANT	HARRISON	KENTON	OWEN	PENDLETON	ROBERTSON
Rideability	69.6	73.2	64.3	70.8	70.8	66.7	73.6	59.8	69.6	70.9	72.0
Appearance	83.2	74.9	94.1	78.0	84.1	68.2	74.0	100.0	51.2	90.4	78.6
Vertical Clearance	49.4	69.0	82.3	75.4	87.5	71.1	68.5	88.4	73.9	55.2	72.2
Visual Obstructions	86.8	83.9	96.1	98.6	92.3	81.0	90.4	94.9	91.7	79.5	91.1
Fencing	99.4	100.0	99.2	NA	NA	95.2	78.3	97.6	NA	97.3	NA
Guardrail Specifications	53.7	53.6	89.9	52.7	27.8	51.8	NA	83.9	NA	97.6	NA
Guardrail Damage	86.5	78.6	92.7	80.5	63.1	83.9	NA	72.9	NA	89.1	NA
Attenuators	100.0	76.6	74.6	NA	NA	100.0	NA	NA	NA	NA	NA
Potholes	77.2	82.1	68.8	72.0	60.6	94.3	89.7	55.1	34.7	99.2	79.3
Rutting	40.8	72.4	92.0	78.7	84.1	76.1	83.6	89.0	56.1	69.6	62.8
Pavement Drop Off	66.6	86.0	100.0	95.1	91.6	61.8	74.0	98.2	93.0	79.7	82.8
Shoulder Drop Off	45.6	59.3	89.1	36.1	24.5	55.0	79.5	81.3	35.7	45.8	61.5
High Shoulder	88.0	88.3	100.0	85.8	92.0	86.1	87.7	96.4	94.0	91.9	88.9
Shoulder Potholes	90.5	94.5	88.7	57.8	90.2	93.0	93.2	91.9	49.3	89.3	100.0
Drains	84.4	82.4	93.6	81.1	72.0	85.8	89.5	95.4	71.3	77.6	89.3
Ditches	83.5	76.4	82.3	92.2	69.9	90.4	86.6	93.1	87.4	74.4	74.9
Curb and Gutter	99.4	70.0	97.9	NA	NA	NA	NA	83.6	NA	NA	NA
White Stripe	N	97.8	NA	83.2	NA	NA	NA	NA	97.8	100.0	81.9
Yellow Stripe	N	98.5	NA	94.2	NA	NA	NA	NA	93.3	92.5	81.0
Guide Signs	81.5	83.3	89.8	55.9	NA	83.2	100.0	96.6	63.7	86.6	NA
Guide Sign Assemblies	73.2	65.9	98.4	NA	NA	100.0	100.0	76.4	NA	80.0	NA
Warning and Reg. Signs	76.5	57.2	93.2	1.7	74.6	70.7	82.5	96.3	27.2	63.5	48.1
Warning and Reg. Sign Assemblies	63.8	54.1	99.9	53.7	50.6	74.8	91.2	92.0	64.8	71.0	83.3

Total Score **73.4** **77.5** **89.0** **73.3** **76.3** **77.0** **84.2** **87.1** **67.6** **78.3** **77.0**

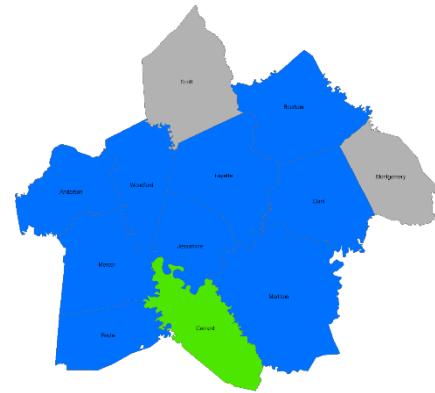
2021 Maintenance Rating Program Report



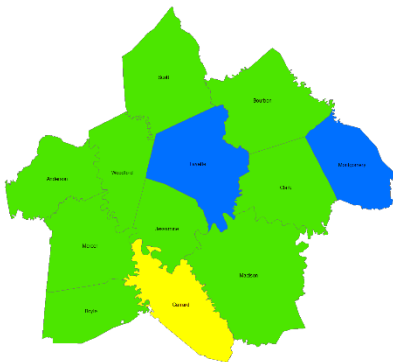
ALL ROADS



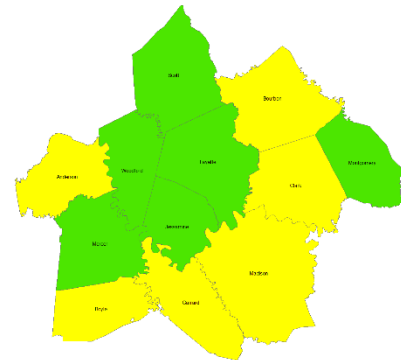
INTERSTATES



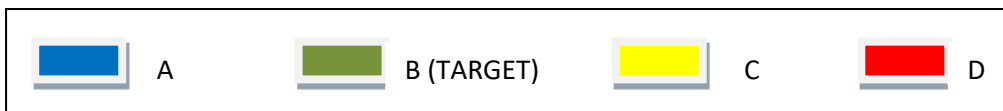
NATIONAL HIGHWAY SYSTEM



STATE PRIMARY AND SECONDARY



RURAL SECONDARY



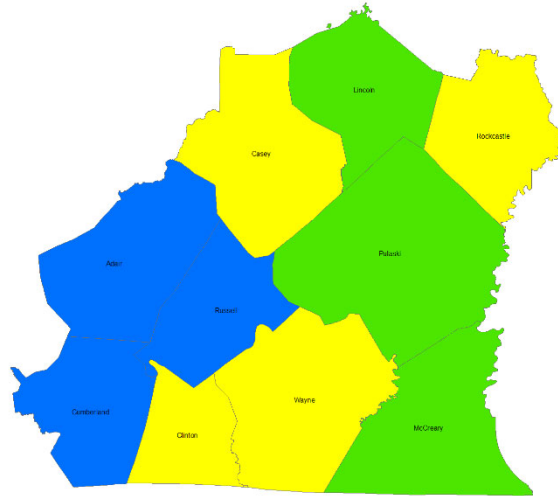
District Seven Maintenance Levels of Service

District Seven Scores

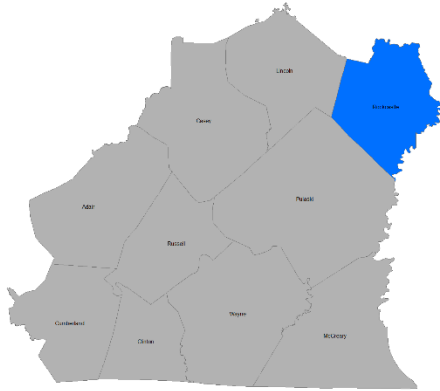
Feature Description	ANDERSON	BOURBON	BOYLE	CLARK	FAYETTE	GARRARD	JESSAMINE	MADISON	MERCER	MONTGOMERY	SCOTT	WOODFORD
Rideability	71.2	75.2	79.2	75.1	71.0	76.1	74.7	76.0	76.6	78.3	66.7	77.4
Appearance	94.8	90.9	97.6	95.9	99.9	99.6	100.0	98.4	95.9	91.0	79.9	92.3
Vertical Clearance	65.5	64.0	69.4	61.7	86.3	55.0	92.3	71.3	74.6	87.8	98.9	95.0
Visual Obstructions	94.8	96.4	95.1	86.9	93.4	95.9	81.5	96.9	91.5	94.8	97.1	97.2
Fencing	93.6	87.9	NA	87.6	92.0	30.9	68.9	37.5	NA	95.1	56.7	81.7
Guardrail Specifications	100.0	80.9	NA	83.2	85.5	NA	66.9	83.1	NA	70.6	87.9	76.4
Guardrail Damage	99.0	80.9	NA	91.6	100.0	NA	79.2	87.9	NA	68.2	97.1	100.0
Attenuators	70.7	75.0	NA	NA	98.1	NA	NA	82.1	NA	NA	83.2	NA
Potholes	71.4	86.3	58.7	96.0	95.8	83.0	99.5	77.5	94.2	78.0	68.7	79.2
Rutting	64.6	88.1	70.3	86.8	93.2	95.9	92.1	93.8	74.5	84.2	96.1	96.8
Pavement Drop Off	100.0	64.5	90.2	71.8	91.3	71.0	92.3	87.6	89.4	80.6	100.0	91.1
Shoulder Drop Off	48.8	93.6	68.9	74.9	91.3	62.8	70.6	73.7	74.2	86.5	75.1	63.8
High Shoulder	100.0	98.2	98.1	98.0	97.2	98.0	88.4	96.6	98.0	100.0	87.0	94.1
Shoulder Potholes	97.7	79.1	87.8	83.7	89.5	52.5	94.2	66.8	90.0	82.5	92.6	92.7
Drains	78.3	100.0	NA	91.9	100.0	NA	NA	81.3	85.7	96.9	NA	NA
Ditches	93.7	88.2	94.7	92.6	100.0	79.8	94.0	89.1	100.0	90.7	95.3	84.6
Curb and Gutter	NA	NA	NA	NA	98.2	NA	NA	NA	NA	NA	NA	NA
White Stripe	62.0	86.0	73.8	91.8	NA	NA	NA	100.0	80.9	91.7	81.2	73.3
Yellow Stripe	83.8	93.0	74.6	90.0	NA	NA	NA	97.6	88.5	89.4	80.0	91.0
Guide Signs	100.0	85.8	90.2	78.9	99.8	56.6	100.0	92.6	91.1	100.0	79.4	100.0
Guide Sign Assemblies	85.9	100.0	85.5	92.1	99.6	NA	98.2	75.4	64.4	100.0	51.5	NA
Warning and Reg. Signs	100.0	63.0	82.7	80.6	78.1	96.8	98.8	59.5	95.4	100.0	86.2	84.1
Warning and Reg. Sign Assemblies	98.4	71.2	100.0	69.0	79.0	NA	NA	53.8	99.0	100.0	NA	NA

Total Score **82.6** **83.6** **82.0** **84.2** **89.6** **77.8** **89.1** **82.8** **86.6** **88.8** **85.4** **87.6**

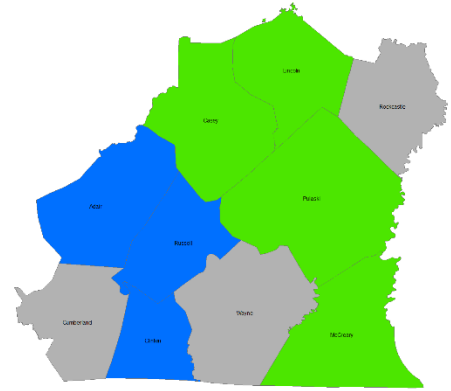
2021 Maintenance Rating Program Report



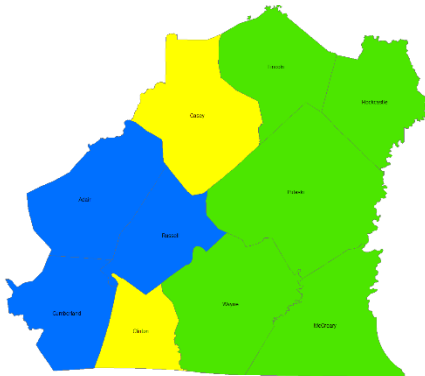
ALL ROADS



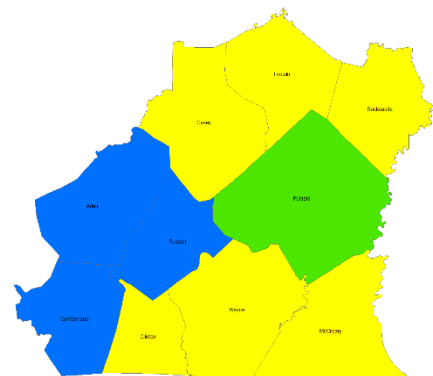
INTERSTATES



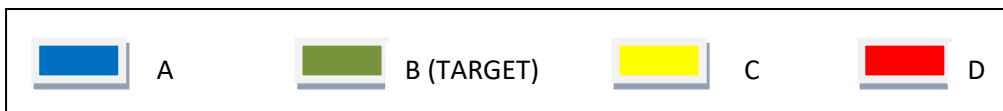
NATIONAL HIGHWAY SYSTEM



STATE PRIMARY AND SECONDARY



RURAL SECONDARY



District Eight Maintenance Levels of Service

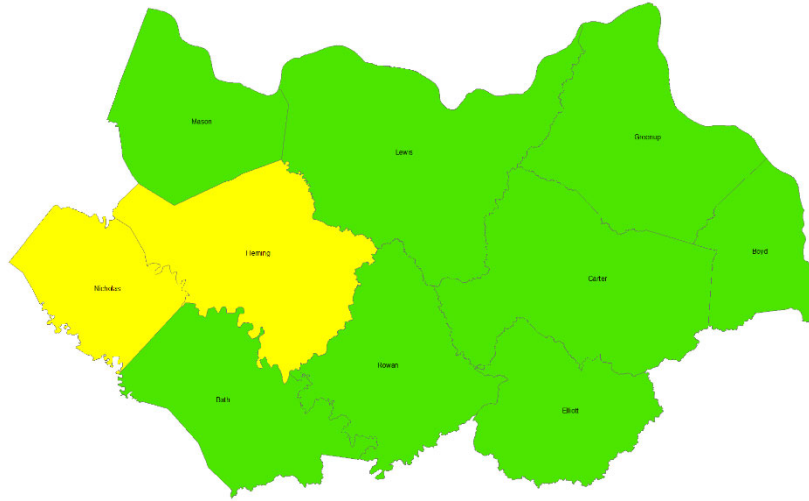
District Eight Scores

Feature Description	ADAIR	CASEY	CLINTON	CUMBERLAND	LINCOLN	MCCRARY	PULASKI	ROCKCASTLE	RUSSELL	WAYNE
Rideability	81.0	76.6	77.5	83.4	78.4	78.7	79.0	77.1	80.9	77.8
Appearance	99.4	77.8	84.0	100.0	80.5	68.7	96.5	74.4	100.0	90.9
Vertical Clearance	100.0	78.3	65.0	97.3	75.3	40.1	72.4	61.4	100.0	65.4
Visual Obstructions	100.0	96.7	81.6	98.7	85.6	81.8	91.6	87.4	100.0	83.6
Fencing	100.0	NA	90.1	NA	NA	NA	98.9	100.0	93.4	NA
Guardrail Specifications	53.4	80.0	40.2	NA	76.4	47.0	68.7	62.0	28.8	NA
Guardrail Damage	98.3	80.0	100.0	NA	77.5	84.4	73.4	85.3	80.5	NA
Attenuators	95.3	74.2	100.0	NA	100.0	NA	92.0	NA	100.0	NA
Potholes	98.4	100.0	60.9	100.0	84.1	73.7	85.5	85.0	94.2	62.9
Rutting	100.0	87.6	92.0	100.0	94.8	92.4	98.5	90.3	100.0	89.7
Pavement Drop Off	100.0	100.0	100.0	100.0	99.7	100.0	86.4	95.4	100.0	94.1
Shoulder Drop Off	77.1	66.2	54.1	77.5	66.1	76.2	72.2	65.4	62.3	62.4
High Shoulder	100.0	81.0	83.9	100.0	81.9	91.8	83.0	78.8	100.0	72.7
Shoulder Potholes	98.4	93.0	92.5	87.7	99.6	99.2	97.8	92.1	99.0	74.2
Drains	96.4	57.8	75.1	NA	61.6	73.9	70.3	65.2	99.5	78.2
Ditches	100.0	68.0	62.4	98.3	63.8	52.7	71.0	57.8	100.0	64.5
Curb and Gutter	NA	NA	NA	NA	NA	NA	85.8	NA	NA	NA
White Stripe	90.2	99.4	52.0	95.7	79.8	69.6	77.6	NA	91.7	76.6
Yellow Stripe	73.7	85.9	79.4	92.7	90.1	68.1	92.7	67.7	73.6	71.3
Guide Signs	94.6	52.6	99.6	92.0	73.6	99.6	84.2	99.3	87.9	100.0
Guide Sign Assemblies	84.8	65.3	100.0	94.9	96.1	100.0	78.8	98.6	65.6	NA
Warning and Reg. Signs	91.5	32.9	80.8	96.2	68.2	92.9	76.7	70.0	100.0	100.0
Warning and Reg. Sign Assemblies	76.0	59.3	81.4	83.4	97.4	100.0	85.3	81.0	98.9	100.0

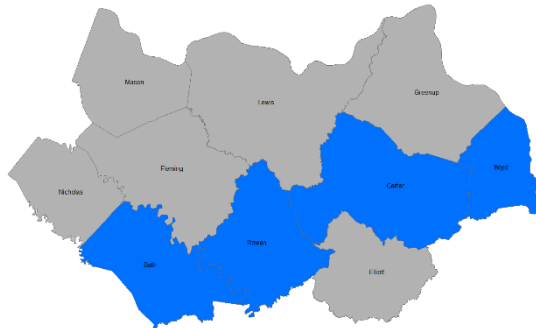
Total Score

92.2 78.2 79.7 93.7 82.6 81.3 83.5 79.1 91.9 80.0

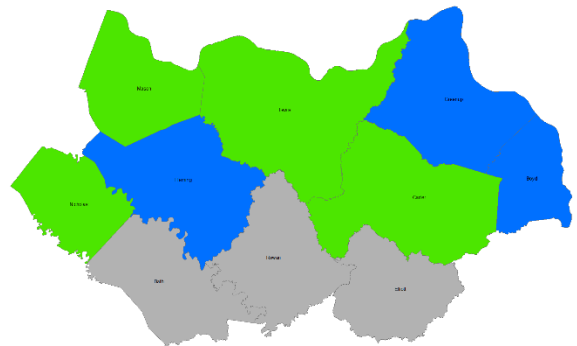
2021 Maintenance Rating Program Report



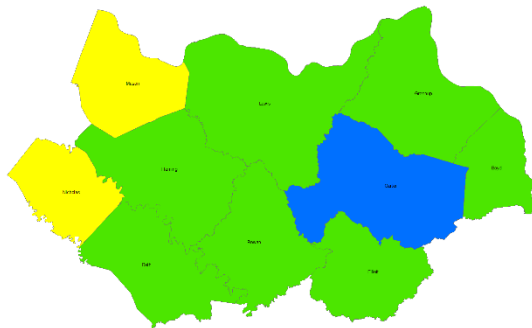
ALL ROADS



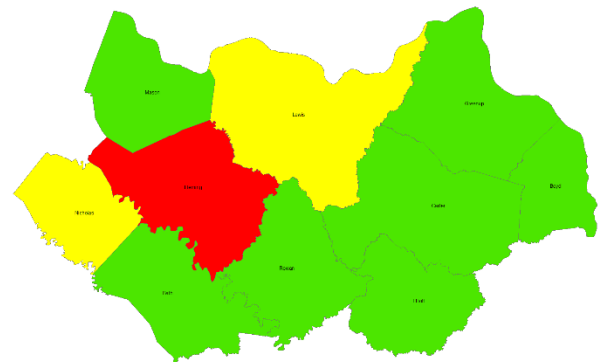
INTERSTATES



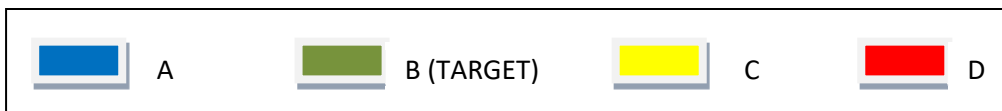
NATIONAL HIGHWAY SYSTEM



STATE PRIMARY AND SECONDARY



RURAL SECONDARY



District Nine Maintenance Levels of Service

District Nine Scores

Feature Description	BATH	BOYD	CARTER	ELLIOTT	FLEMING	GREENUP	LEWIS	MASON	NICHOLAS	ROWAN
Rideability	78.7	72.7	82.4	73.9	65.6	79.6	50.9	74.3	76.9	77.2
Appearance	89.1	96.3	88.2	93.5	72.8	75.4	86.3	81.5	75.0	84.8
Vertical Clearance	80.1	92.9	89.5	87.5	88.6	96.7	96.5	81.2	61.8	84.9
Visual Obstructions	98.9	100.0	99.0	91.6	98.8	96.1	100.0	94.1	98.3	94.4
Fencing	100.0	100.0	95.6	NA	NA	84.2	100.0	NA	NA	100.0
Guardrail Specifications	96.3	82.7	96.1	78.3	94.8	79.1	97.4	69.4	66.5	77.2
Guardrail Damage	92.2	91.3	87.8	80.1	86.9	88.8	97.4	98.0	68.8	83.1
Attenuators	99.0	100.0	98.6	NA	NA	74.0	95.5	94.0	NA	82.9
Potholes	94.6	42.5	49.4	76.9	67.5	24.4	27.4	79.5	60.1	85.2
Rutting	85.2	99.5	87.8	62.8	66.6	94.9	81.8	84.3	76.0	69.1
Pavement Drop Off	90.0	97.5	96.2	89.8	72.8	94.8	96.3	76.7	63.7	89.8
Shoulder Drop Off	69.6	97.5	98.0	81.0	75.7	91.7	93.8	79.2	75.0	83.1
High Shoulder	72.0	97.5	94.3	88.4	68.1	97.8	99.1	80.2	68.2	87.2
Shoulder Potholes	74.8	86.9	77.5	67.6	54.4	92.0	95.6	77.0	70.0	83.6
Drains	NA	99.6	99.9	NA	73.8	100.0	96.1	92.3	74.7	85.5
Ditches	61.2	89.6	93.1	89.2	76.8	92.7	97.4	86.3	69.9	81.6
Curb and Gutter	NA	NA	NA	NA	NA	NA	NA	NA	NA	NA
White Stripe	80.4	90.7	87.8	97.4	78.1	81.8	81.5	79.0	86.8	97.1
Yellow Stripe	81.7	90.5	84.8	100.0	71.7	90.4	85.3	54.9	64.6	91.5
Guide Signs	100.0	89.7	92.6	NA	84.1	90.4	65.5	70.5	86.5	100.0
Guide Sign Assemblies	100.0	100.0	100.0	NA	NA	88.6	90.3	76.1	NA	100.0
Warning and Reg. Signs	94.1	98.0	98.5	100.0	100.0	92.3	86.1	88.4	79.7	86.1
Warning and Reg. Sign Assemblies	100.0	NA	NA	89.8	94.8	NA	NA	92.6	83.5	94.7

Total Score 85.0 89.3 88.5 85.0 85.0 76.4 85.2 81.0 81.1 74.9 86.4

2021 Maintenance Rating Program Report



ALL ROADS



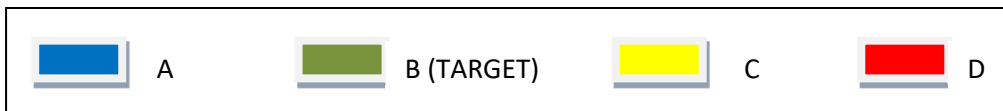
NATIONAL HIGHWAY SYSTEM



STATE PRIMARY AND SECONDARY



RURAL SECONDARY



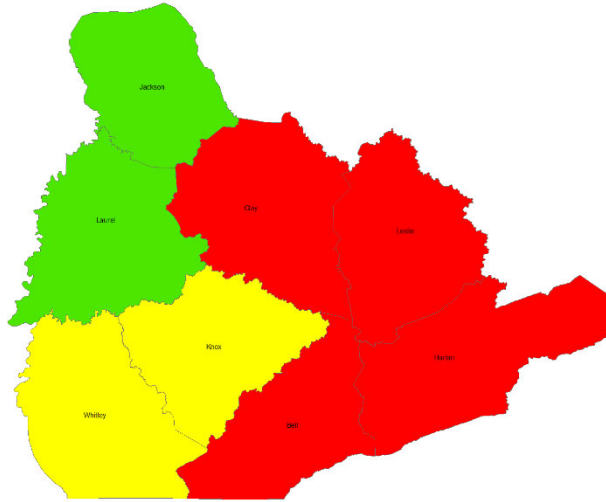
District Ten Maintenance Levels of Service

District Ten Scores

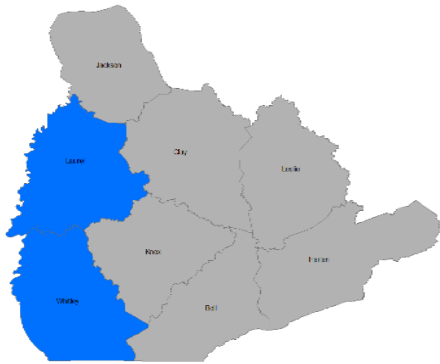
Feature Description	BREATHITT	ESTILL	LEE	MAGOFFIN	MENIFEE	MORGAN	OWSLEY	PERRY	POWELL	WOLFE
Rideability	76.0	72.3	68.8	62.0	68.9	70.1	69.8	70.9	76.2	62.1
Appearance	78.2	88.2	84.7	75.8	90.2	78.2	87.0	69.8	86.7	93.8
Vertical Clearance	54.5	28.7	47.7	28.7	39.6	38.6	92.5	80.4	26.1	71.3
Visual Obstructions	94.2	89.7	88.7	29.4	41.8	53.6	100.0	97.1	78.7	98.4
Fencing	NA	NA	NA	53.8	NA	NA	NA	NA	100.0	100.0
Guardrail Specifications	91.3	NA	NA	43.6	NA	NA	NA	78.0	60.7	89.6
Guardrail Damage	100.0	NA	NA	75.3	NA	NA	NA	95.1	93.0	99.5
Attenuators	97.5	NA	NA	82.9	NA	NA	NA	100.0	NA	100.0
Potholes	89.5	88.7	100.0	49.5	84.4	70.2	95.5	64.6	70.4	94.8
Rutting	95.8	54.5	96.0	57.5	71.7	59.5	75.6	73.4	50.8	99.2
Pavement Drop Off	99.2	62.1	93.6	56.6	61.1	63.4	100.0	98.1	64.7	95.2
Shoulder Drop Off	94.2	66.6	88.7	35.3	54.9	53.8	86.2	94.3	63.4	92.0
High Shoulder	98.4	85.8	96.0	93.3	95.1	91.4	98.2	87.2	71.4	98.3
Shoulder Potholes	93.7	92.4	100.0	71.5	79.5	56.1	95.5	74.8	71.0	89.7
Drains	92.0	NA	94.7	46.5	58.7	74.5	97.6	67.1	94.1	87.0
Ditches	90.5	89.5	93.6	33.8	62.0	54.6	96.4	86.1	80.2	98.3
Curb and Gutter	NA	NA	NA	NA	NA	NA	NA	100.0	NA	NA
White Stripe	67.8	93.7	NA	76.5	81.4	76.9	NA	49.0	79.8	NA
Yellow Stripe	65.0	92.7	NA	54.5	64.6	72.0	NA	73.1	90.8	NA
Guide Signs	97.2	84.0	NA	55.6	31.3	18.6	100.0	100.0	97.0	91.4
Guide Sign Assemblies	100.0	NA	NA	89.5	51.3	57.1	NA	100.0	100.0	100.0
Warning and Reg. Signs	100.0	NA	100.0	15.6	5.7	45.6	100.0	99.2	38.2	65.2
Warning and Reg. Sign Assemblies	100.0	NA	100.0	64.9	41.1	65.0	100.0	100.0	NA	100.0

Total Score 89.2 77.9 89.4 54.3 62.8 62.5 92.4 83.4 83.4 71.8 88.1

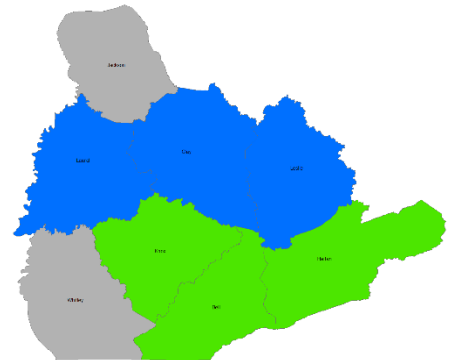
2021 Maintenance Rating Program Report



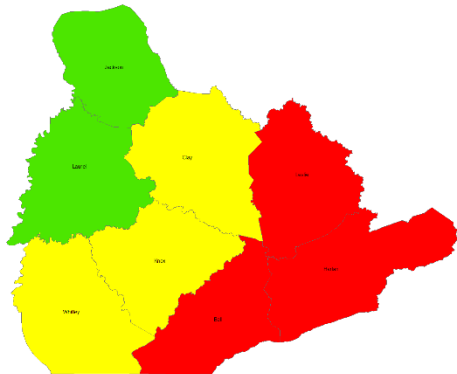
ALL ROADS



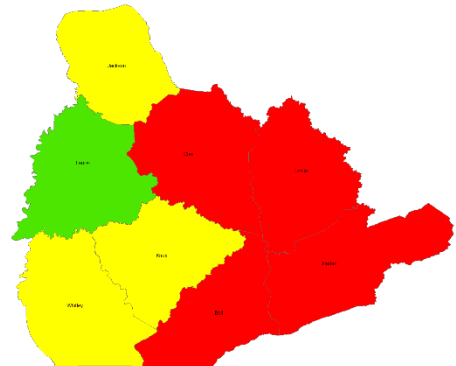
INTERSTATES



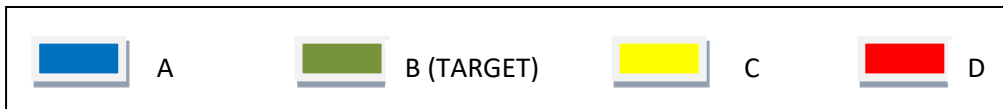
NATIONAL HIGHWAY SYSTEM



STATE PRIMARY AND SECONDARY



RURAL SECONDARY



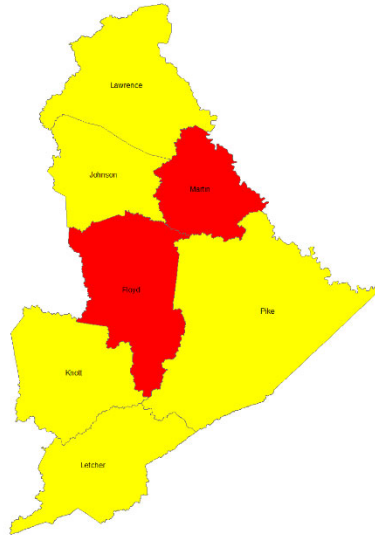
District Eleven Maintenance Levels of Service

District Eleven Scores

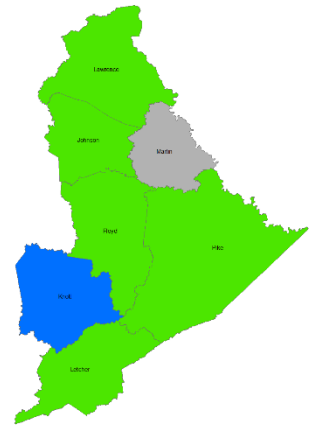
Feature Description	BELL	CLAY	HARLAN	JACKSON	KNOX	LAUREL	LESLIE	WHITLEY
Rideability	72.7	75.6	72.8	74.6	76.7	79.0	77.7	72.6
Appearance	94.5	93.3	76.0	95.9	91.7	97.9	88.4	90.0
Vertical Clearance	57.6	48.5	50.3	53.9	55.9	69.6	36.4	64.9
Visual Obstructions	80.5	80.9	87.9	93.2	84.0	90.4	67.1	79.2
Fencing	NA	88.4	70.0	NA	NA	100.0	96.8	98.5
Guardrail Specifications	26.7	69.7	40.0	NA	66.0	86.8	50.4	72.0
Guardrail Damage	88.6	87.5	89.4	NA	92.1	90.4	78.4	89.9
Attenuators	83.1	100.0	94.9	NA	87.7	94.6	88.1	76.8
Potholes	26.1	53.8	28.2	93.2	74.2	95.7	44.0	89.0
Rutting	28.2	68.2	55.4	77.9	75.7	95.2	65.6	90.8
Pavement Drop Off	79.8	70.1	74.8	83.2	90.0	90.7	66.4	90.3
Shoulder Drop Off	70.9	53.2	46.4	76.4	53.5	79.1	55.2	46.7
High Shoulder	64.0	64.3	66.8	66.7	45.8	79.2	42.5	62.2
Shoulder Potholes	55.1	41.4	50.5	64.8	67.6	73.4	40.3	79.1
Drains	81.0	64.8	70.9	NA	58.2	95.8	58.6	66.6
Ditches	86.6	80.4	74.4	86.9	67.2	85.8	76.4	49.9
Curb and Gutter	NA	NA	NA	NA	NA	NA	NA	NA
White Stripe	100.0	NA	NA	NA	NA	94.7	NA	NA
Yellow Stripe	100.0	NA	NA	100.0	95.5	99.0	NA	97.1
Guide Signs	70.4	64.7	100.0	71.0	78.4	100.0	100.0	86.7
Guide Sign Assemblies	68.1	83.1	100.0	100.0	100.0	100.0	NA	98.8
Warning and Reg. Signs	40.5	91.6	85.3	NA	84.8	95.2	86.7	74.7
Warning and Reg. Sign Assemblies	40.9	94.0	96.4	NA	93.0	94.2	NA	95.1

Total Score 65.5 70.0 68.4 81.5 73.7 88.2 63.0 77.6

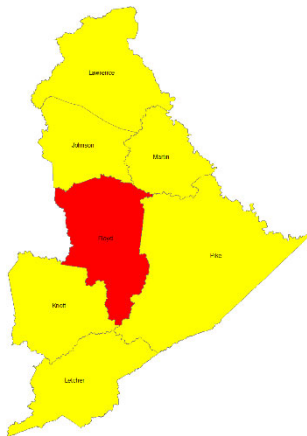
2021 Maintenance Rating Program Report



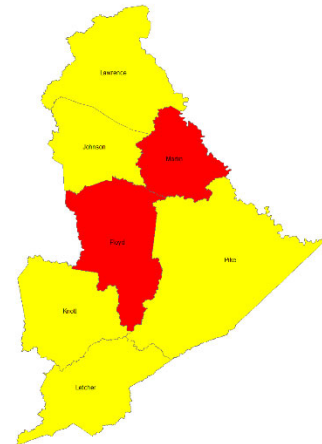
ALL ROADS



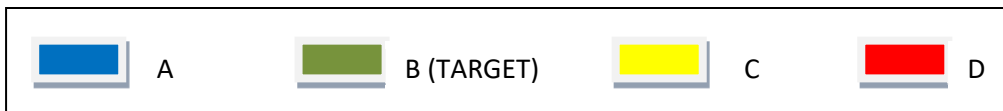
NATIONAL HIGHWAY SYSTEM



STATE PRIMARY AND SECONDARY



RURAL SECONDARY



District Twelve Maintenance Levels of Service

District Twelve Scores

Feature Description	FLOYD	JOHNSON	KNOTT	LAWRENCE	LETCHER	MARTIN	PIKE
Rideability	77.2	74.8	71.3	71.9	70.3	76.6	65.1
Appearance	87.9	98.2	97.9	94.6	92.6	85.1	90.1
Vertical Clearance	25.9	46.4	56.5	47.3	47.4	21.0	52.5
Visual Obstructions	92.4	96.7	83.5	96.5	76.9	93.5	83.1
Fencing	NA	NA	NA	NA	NA	NA	NA
Guardrail Specifications	30.4	31.4	90.7	42.7	90.3	40.9	81.6
Guardrail Damage	84.6	95.2	86.3	97.6	89.0	74.1	84.3
Attenuators	89.0	78.7	93.7	82.3	95.2	78.5	88.0
Potholes	63.0	80.2	67.9	65.9	49.4	51.0	74.2
Rutting	37.8	96.1	100.0	92.6	99.8	38.2	47.5
Pavement Drop Off	33.7	58.4	95.6	42.8	94.3	36.9	80.9
Shoulder Drop Off	33.7	67.3	68.4	53.4	72.0	42.8	66.7
High Shoulder	83.8	33.5	97.8	49.4	97.2	91.8	93.2
Shoulder Potholes	83.8	100.0	84.7	84.5	87.4	92.2	79.6
Drains	33.0	79.5	55.9	66.4	48.0	45.2	83.8
Ditches	31.1	46.2	67.1	51.5	42.2	42.5	75.8
Curb and Gutter	87.8	NA	100.0	NA	NA	NA	100.0
White Stripe	87.4	80.7	84.0	88.5	74.8	87.5	72.8
Yellow Stripe	62.5	77.3	72.6	74.4	71.8	76.0	56.8
Guide Signs	95.8	98.4	NA	84.8	87.5	100.0	68.0
Guide Sign Assemblies	93.9	87.6	NA	100.0	76.2	NA	74.2
Warning and Reg. Signs	100.0	100.0	48.5	100.0	58.7	94.6	78.4
Warning and Reg. Sign Assemblies	96.6	84.1	NA	84.9	40.5	100.0	87.1

Total Score

68.4 76.3 79.0 73.2 74.0 68.2 74.2

