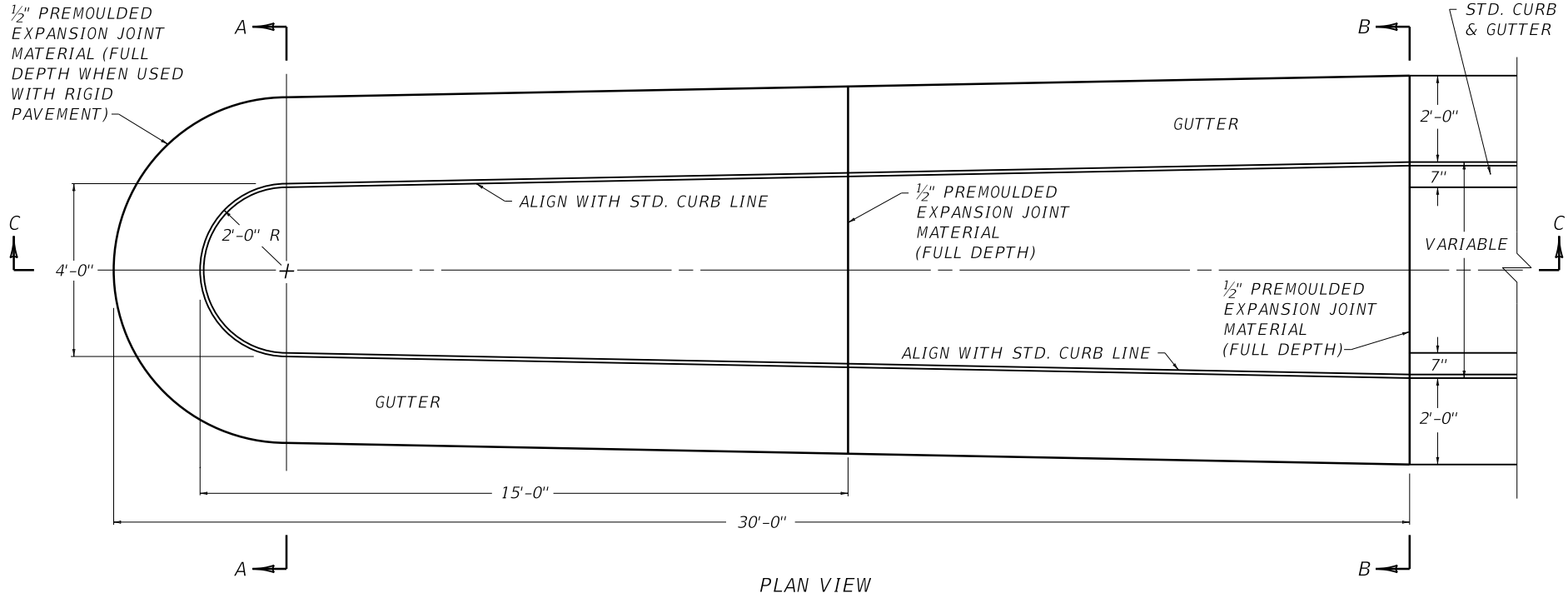


1/2" PREMOULDED
EXPANSION JOINT
MATERIAL (FULL
DEPTH WHEN USED
WITH RIGID
PAVEMENT)



STD. CURB
& GUTTER

GUTTER

ALIGN WITH STD. CURB LINE

1/2" PREMOULDED
EXPANSION JOINT
MATERIAL
(FULL DEPTH)

VARIABLE

ALIGN WITH STD. CURB LINE

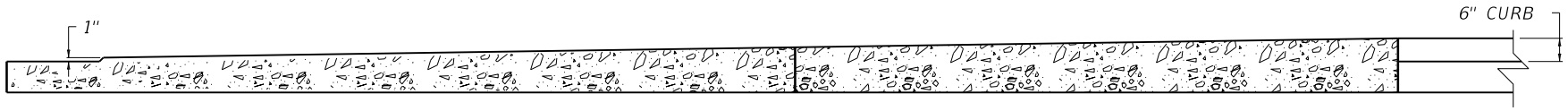
1/2" PREMOULDED
EXPANSION JOINT
MATERIAL
(FULL DEPTH)

GUTTER

15'-0"

30'-0"

PLAN VIEW

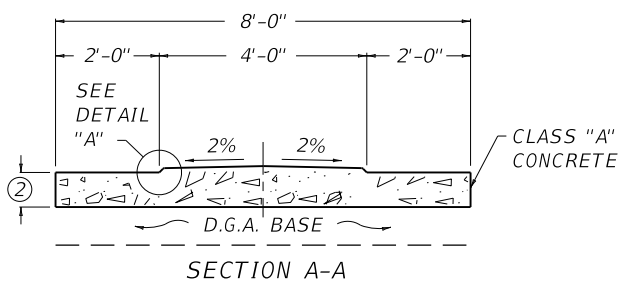


SECTION C-C

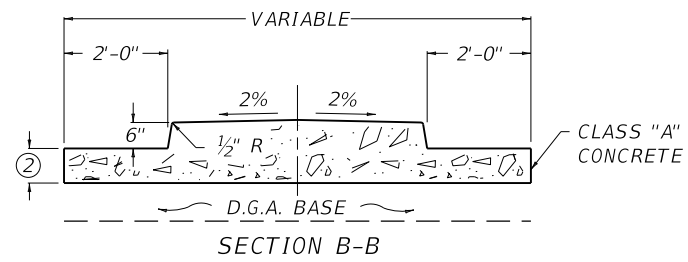
~ NOTES ~

1. THE CONTRACT UNIT PRICE BID EACH FOR CONCRETE TERMINAL SECTION TYPE 1 SHALL INCLUDE ALL MATERIALS, LABOR, TOOLS, AND OTHER INCIDENTALS NECESSARY TO COMPLETE THE WORK IN PLACE, AND SHALL RECEIVE A WOOD FLOAT FINISH.
2. 8" WHEN USED WITH FLEXIBLE PAVEMENT AND PAVEMENT THICKNESS WITH RIGID PAVEMENT.

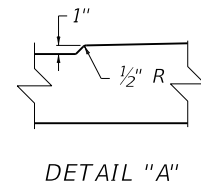
BID ITEM AND UNIT TO BID
CONCRETE TERMINAL SECTION TYPE 1 EACH



SECTION A-A



SECTION B-B



DETAIL "A"

KENTUCKY DEPARTMENT OF HIGHWAYS	
CONCRETE TERMINAL SECTION TYPE 1	
STANDARD DRAWING NO. RPM-115-05	
SUBMITTED <i>[Signature]</i>	12-01-15
DIRECTOR OF DESIGN	DATE
APPROVED <i>[Signature]</i>	12-01-15
STATE HIGHWAY ENGINEER	DATE