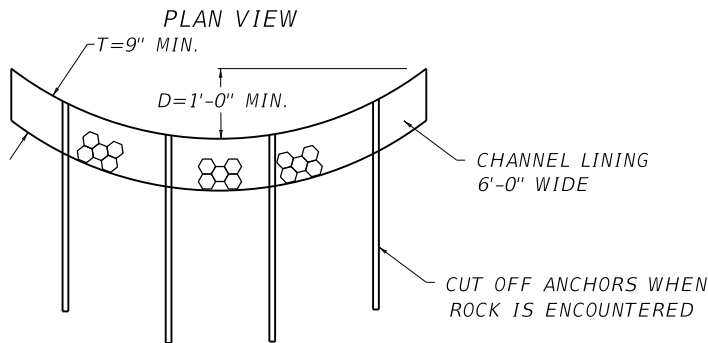
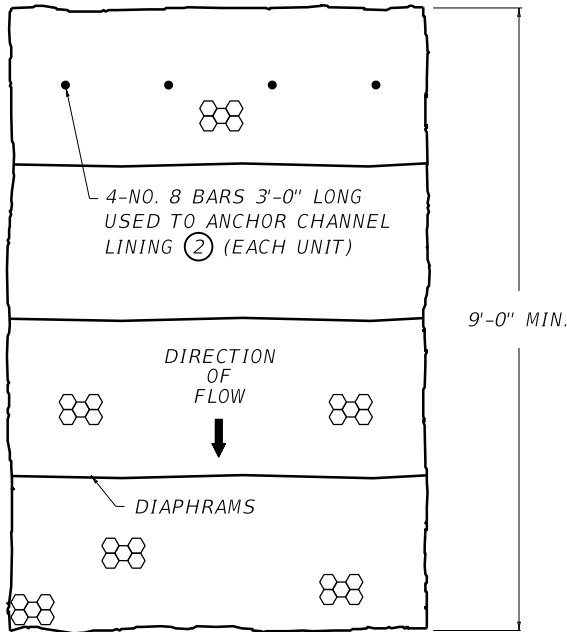


~ NOTES ~

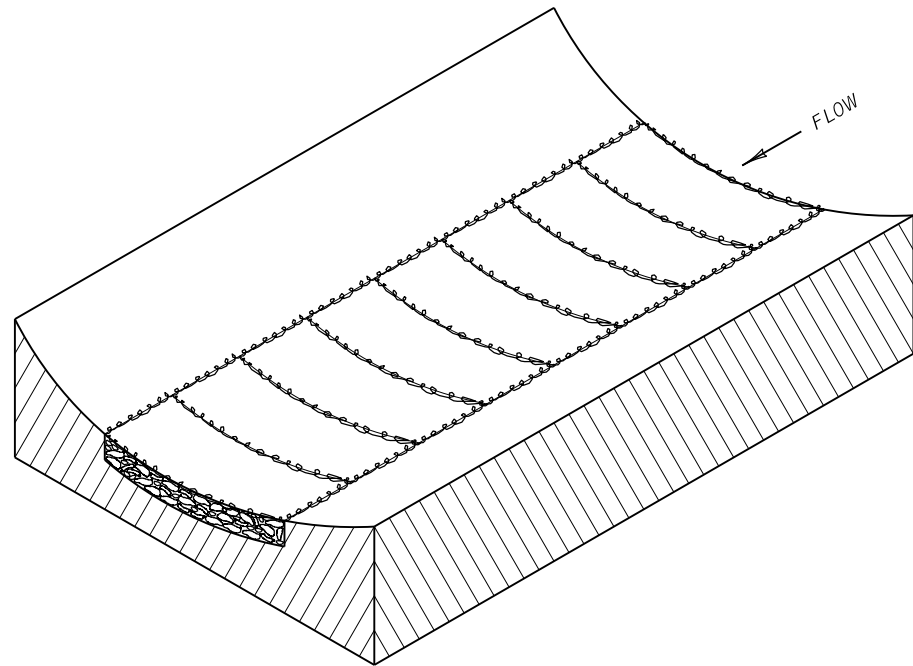
BID ITEM AND UNIT TO BID  
CHANNEL LINING CLASS 1 A

TON

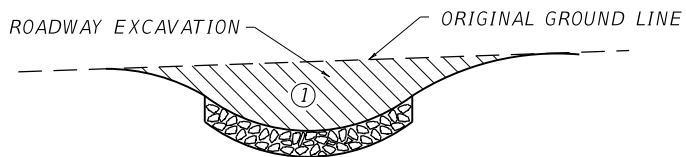
- ① ROADWAY EXCAVATION SHALL BE PAID FROM THE TOP OF LINING TO THE ORIGINAL GROUND LINE.
- ② ANCHORS REQUIRED WHEN LINING IS PLACED ON 5% GRADE OR GREATER.
3. SECURE THE LACING WIRE AT THE CORNER OF THE BASKET BY LOOPING AND TWISTING, CONTINUE LACING THROUGHOUT WITH DOUBLE LOOPS AT APPROXIMATELY 5" INTERVALS. EACH UNIT SHALL CONSIST OF LININGS SUPPLIED IN WIDTHS OF 6'-0" AS SHOWN AND LENGTHS IN MULTIPLES OF 3'-0". EACH UNIT SHALL BE SUBDIVIDED INTO COMPARTMENTS A MAXIMUM OF 3'-0" LONG.
4. AGGREGATE ESTIMATED ON THE BASIS OF 0.50 TON PER SQ. YD. PER FT. OF DEPTH.
- ⑤ T= MATTRESS THICKNESS, D= DEPTH TO PROTECT. SEE PLAN NOTES FOR THESE VALUES.



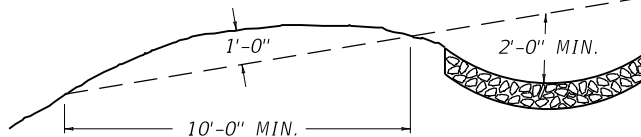
ELEVATION VIEW ⑤



CHANNEL LINING ISOMETRIC VIEW



ROADWAY EXCAVATION ①



TYPICAL INTERCEPTOR DITCH

KENTUCKY DEPARTMENT OF HIGHWAYS	
CHANNEL LINING CLASS 1A (MATTRESS UNITS)	
STANDARD DRAWING NO. RDD-030-08	
SUBMITTED <i>[Signature]</i>	12-01-15
DIRECTOR OF DESIGN	DATE
APPROVED <i>[Signature]</i>	12-01-15
STATE HIGHWAY ENGINEER	DATE