

PLAN VIEW

APPROX. CONCRETE QUANTITIES

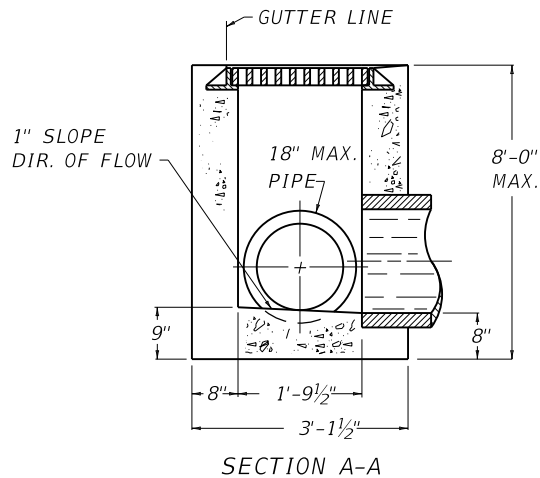
PIPE SIZE	MIN. HEIGHT	CU. YDS. CONC.
15"	2'-11"	0.89
18"	3'-3"	0.97
24"	4'-9"	1.38

APPROXIMATE WEIGHTS	
FRAME	195 LBS.
GRATE	265 LBS.

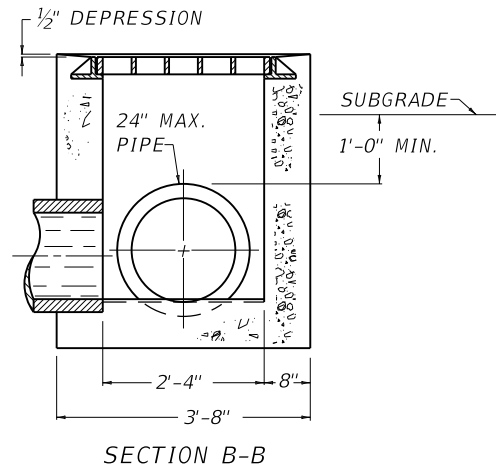
NO DEDUCTIONS HAVE BEEN MADE FOR PIPE.

BID ITEM AND UNIT TO BID
DROP BOX INLET TYPE 11

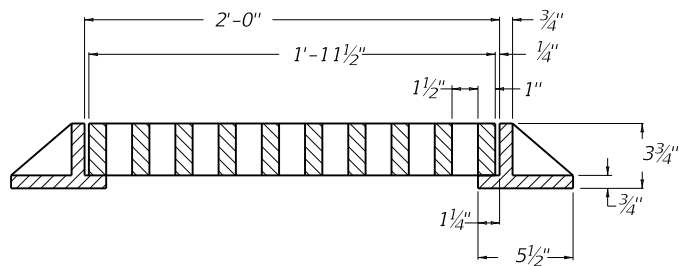
EACH



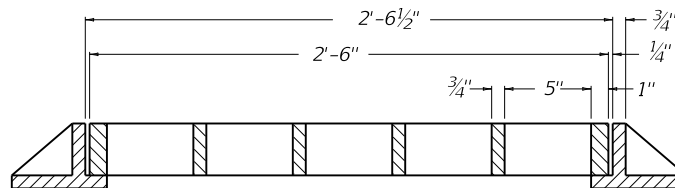
SECTION A-A



SECTION B-B



SECTIONAL VIEW OF FRAME AND GRATE



KENTUCKY
DEPARTMENT OF HIGHWAYS

DROP BOX
INLET TYPE 11

STANDARD DRAWING NO. RDB-011-08

SUBMITTED *[Signature]* DIRECTOR, DIVISION OF DESIGN 12-01-15
DATE
APPROVED *[Signature]* STATE HIGHWAY ENGINEER 12-01-15
DATE