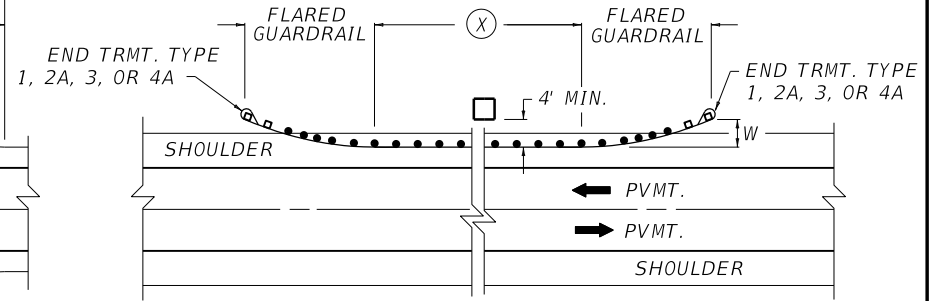
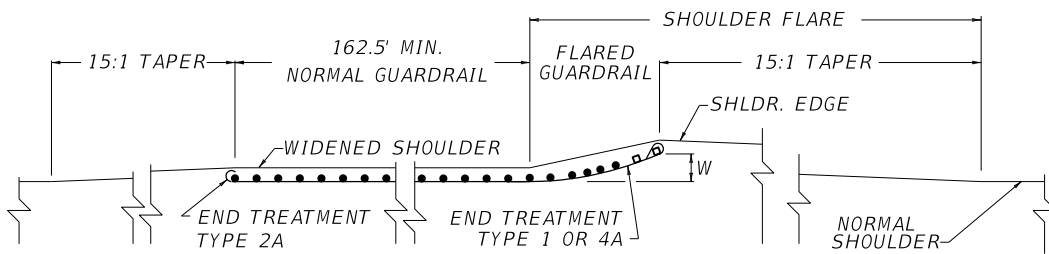


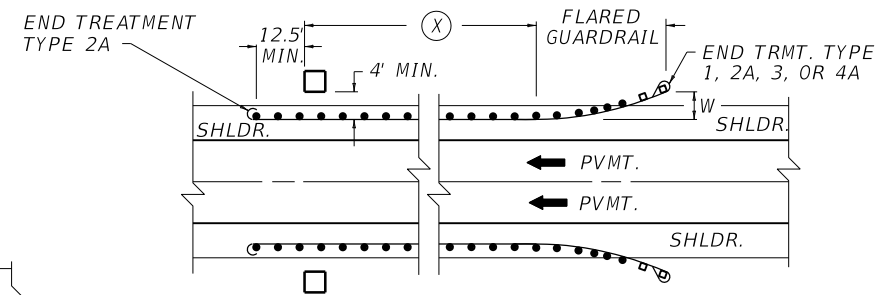
AT A FIXED OBJECT - TWO WAY TRAFFIC (FILL)
FIGURE 1



AT A FIXED OBJECT - TWO WAY TRAFFIC (CUT)
FIGURE 4



ONE DIRECTION TRAFFIC-FOR SHOULDERS LESS THAN 12' (FILL)
FIGURE 2



AT A FIXED OBJECT - ONE WAY TRAFFIC (CUT)
FIGURE 5

~ NOTES ~

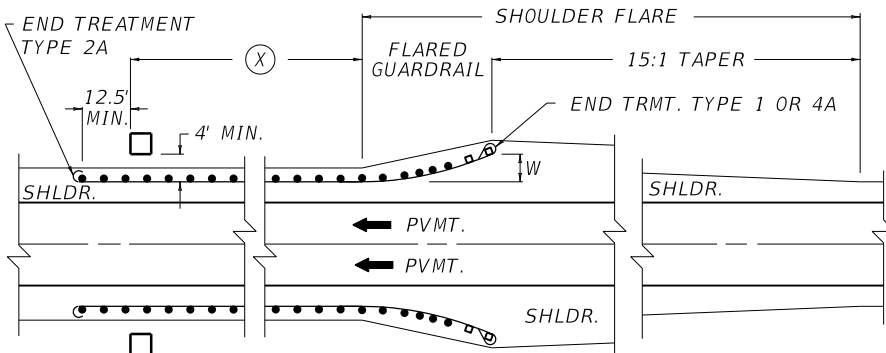
GENERAL APPLICATION OF END TREATMENTS

- (a.) ALL FILLS; ALSO SOLID ROCK CUTS WITH ADEQUATE VEHICLE RECOVERY ZONE BEHIND GUARDRAIL, USE END TREATMENT TYPE 1 OR 4A.
- (b.) SOLID ROCK CUTS WITHOUT ADEQUATE VEHICLE RECOVERY ZONE BEHIND GUARDRAIL, USE END TREATMENT TYPE 2A.
- (c.) EARTH CUTS AND SOFT ROCK CUTS, USE END TREATMENT TYPE 3.
- (X) NORMAL GUARDRAIL INSTALLATION. FOR FIXED OBJECTS, SPECIFY "X" IN 12'-6" INCREMENTS.

- FIXED OBJECTS SUCH AS (PIERS, NEAR OR AT GRADE CULVERTS, POST, OR POLE LOCATED IN THE SAFETY ZONE AND NOT HAVING BREAKAWAY FEATURE). SEE APPROPRIATE CURRENT STANDARD DRAWING FOR PROPER OFFSET "W".

THE MINIMUM LENGTH OF GUARDRAIL, INCLUDING THE END TREATMENT, PRECEDING A FIXED OBJECT IS 200 FEET (LENGTH MAY BE REDUCED SHOULD FIELD CONDITIONS WARRANT).

USE WITH CUR. STD. DWGS.
RBI-003 RBI-004 RBR-030
RBR-035



AT A FIXED OBJECT - ONE WAY TRAFFIC (FILL)
FIGURE 3

KENTUCKY
DEPARTMENT OF HIGHWAYS

TYPICAL GUARDRAIL
INSTALLATIONS

STANDARD DRAWING NO. RBI-002-07

SUBMITTED	DATE
APPROVED	DATE