




~ NOTES ~

1. GUARDRAIL CONNECTOR TO CONCRETE MEDIAN BARRIER END SHALL BE PAID FOR AT THE CONTRACT UNIT PRICE EACH AND INCLUDES TERMINAL SECTION NO. 2, ADDITIONAL POSTS, ADDITIONAL OFFSET BLOCKS, ADDITIONAL RAIL ELEMENTS, HARDWARE, ETC., AND OTHER INCIDENTALS AS SHOWN BETWEEN POINTS (A) AND (B) NECESSARY TO COMPLETE THE INSTALLATION AS DETAILED.
2. THE STEEL "W" BEAM GUARDRAIL (DOUBLE FACE), IS A SEPARATE BID ITEM AND SHALL BEGIN PAYMENT AT POINT (A).
3. THE 4-BOLT INSERT ASSEMBLY INSTALLATION SHALL BE INCIDENTAL TO THE COST OF THE BRIDGE SUPERSTRUCTURE CONCRETE OR CONCRETE MEDIAN BARRIER END AS APPLICABLE.
4. 4-BOLT ASSEMBLIES:
  - (a) THE  $\frac{7}{8}$ " x 2" CAP SCREWS WITH STANDARD STEEL WASHERS SHALL BE GALVANIZED AND CONFORM TO ASTM A-325.
  - (b) NO. W-8 GAGE WIRE, COLD DRAWN CONFORMING TO ASTM A-82.
  - (c) STEEL INSERTS SHALL CONFORM TO ASTM A-108 GRADES C1008 AND C1010 OR B1113.
5. SEE CUR. STD. DWGS. IN THE *RBI, RBE, AND RBR-SERIES* AS APPLICABLE.
6.  SEE BRIDGE PLANS FOR CONSTRUCTION DETAILS WHEN APPLICABLE.  
BID ITEMS AND UNIT TO BID  
GUARDRAIL CONNECTOR TO CONCRETE MEDIAN BARRIER END      EACH  
GUARDRAIL-STEEL W BEAM-D FACE      LF

~ MAINTENANCE NOTES ~

1. NOT FOR NEW CONSTRUCTION. ONLY USE FOR REPAIRING OR RESTORING EXISTING HARDWARE.
2. USE 3500 PSI CONCRETE FOR REPAIRS TO EXISTING JERSEY SHAPES.

KENTUCKY DEPARTMENT OF HIGHWAYS	
GUARDRAIL CONNECTOR TO CONCRETE MEDIAN BARRIER END NOTES	
STANDARD DRAWING NO. RBC-100N	
SUBMITTED 	02-26-20 DATE
APPROVED 	02-26-20 DATE