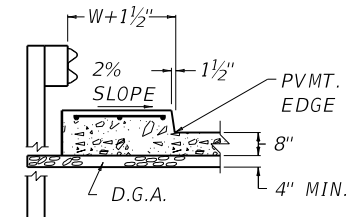
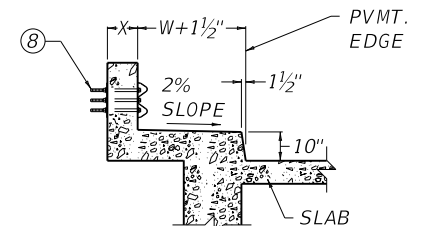


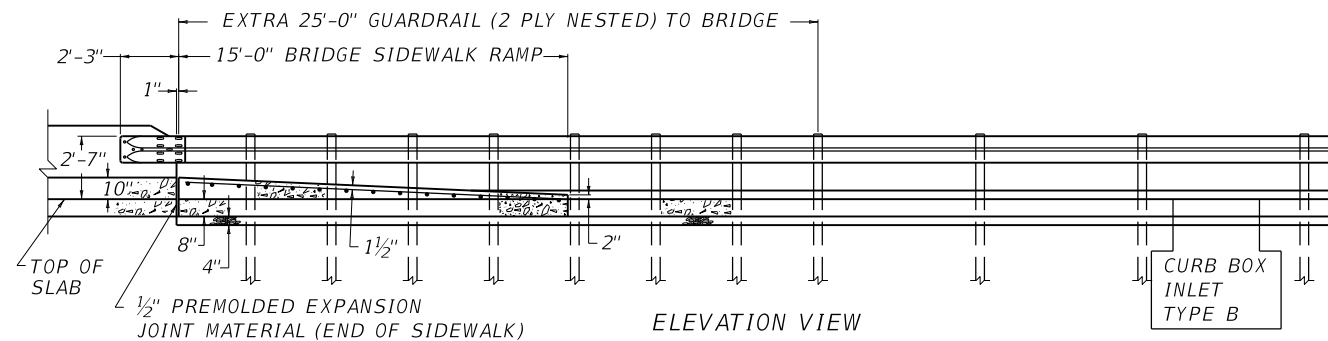
SECTION C-C



SECTION B-B



SECTION A-A  
(THRU BRIDGE)



ELEVATION VIEW

~ NOTES ~

SEE CURRENT STANDARD DRAWING NUMBER RBC-004N FOR ALL NOTES AND APPLICABLE MAINTENANCE NOTES.

NOT FOR NEW CONSTRUCTION. ONLY USE FOR REPAIRING OR RESTORING EXISTING HARDWARE.

FOR NEW CONSTRUCTION, REFER TO [BHS-013](#) AND [BHS-014](#) FOR THRIE-BEAM CONNECTIONS.

APPROXIMATE QUANTITIES

"W"	SIDEWALK RAMP	GUTTER PAVING	STEEL REINFORCEMENT	ISLAND INTERGAL CURB
	CUBIC YARDS	CLASS "A" CONC.	LBS.	LINEAR FEET
2'-6"	1.9	0.1	51	19'-6"
3'-0"	2.3		56	
3'-6"	2.7		61	
4'-0"	3.1		66	

USE WITH CUR. STD. DWG. [RDB-280](#)

KENTUCKY  
DEPARTMENT OF HIGHWAYS

GUARDRAIL CONNECTOR  
TO BRIDGE END  
TYPE "D"

STANDARD DRAWING NO. RBC-004-08

SUBMITTED *[Signature]* DATE 02-26-20

APPROVED *[Signature]* DATE 02-26-20

DATE 02-26-20