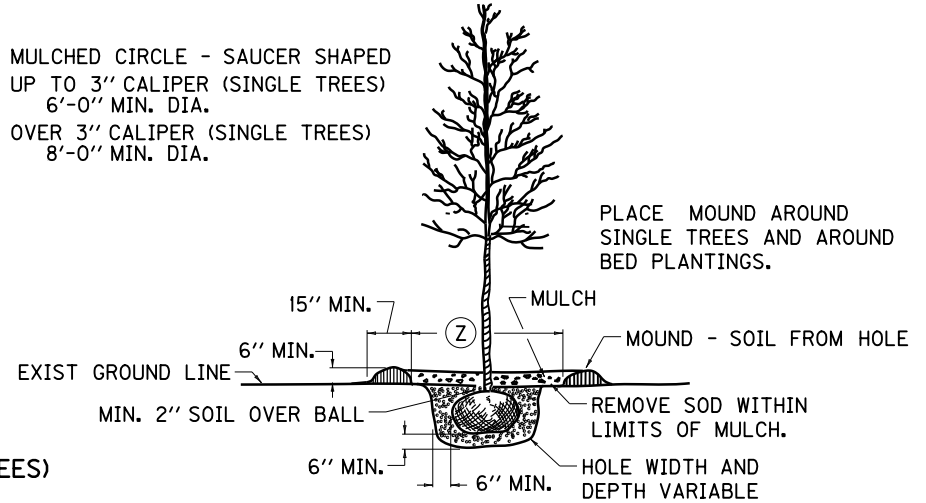


PLANTING DETAIL "B" (ALL DOGWOOD TREES)

(Z) MULCHED CIRCLE - SAUCER SHAPED UP TO 3" CALIPER (SINGLE TREES) 6'-0" MIN. DIA.
OVER 3" CALIPER (SINGLE TREES) 8'-0" MIN. DIA.



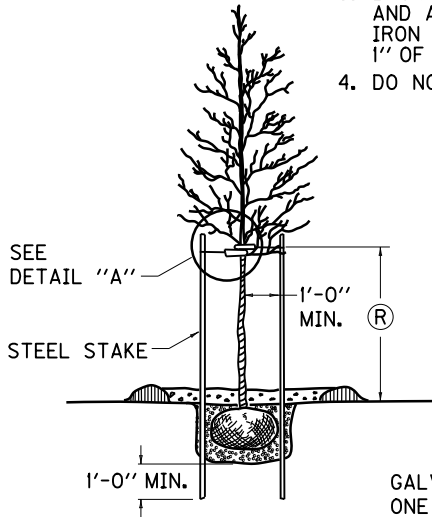
PLANTING DETAIL "C" (ALL TREES)

- NOTE LARGER HOLE SIZE.
- DRAINAGE WELL SHALL BE FILLED WITH COARSE UNSIFTED SAND OR GRAVEL, NOT CRUSHED LIMESTONE.
- BACKFILL SHALL BE STANDARD MIXTURE EXCEPT OMIT FERTILIZER AND ADD TO BACKFILL FOR EACH TREE ONE TABLESPOON 100% IRON CHELATE AND ONE PINT 5-10-10 ACID FERTILIZER PER 1" OF TRUNK CALIPER.
- DO NOT PLANT DEEPER THAN AS IN NURSERY.

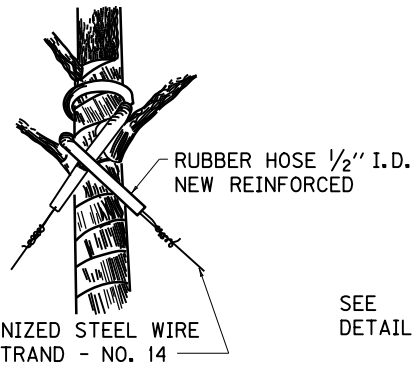
- SEE DOGWOOD DETAIL THIS SHEET.
- SEE SUMMARY SHEET FOR MINIMUM BALL AND HOLE SIZE.
- NO EXCAVATED SOIL SHALL BE USED AS BACKFILL.
- EXCESS SOIL TO BE DISPOSED OF AS DIRECTED BY THE ENGINEER.
- DEPTH OF MULCH TO BE UNIFORM OVER ENTIRE MULCHED AREA.

NOTES

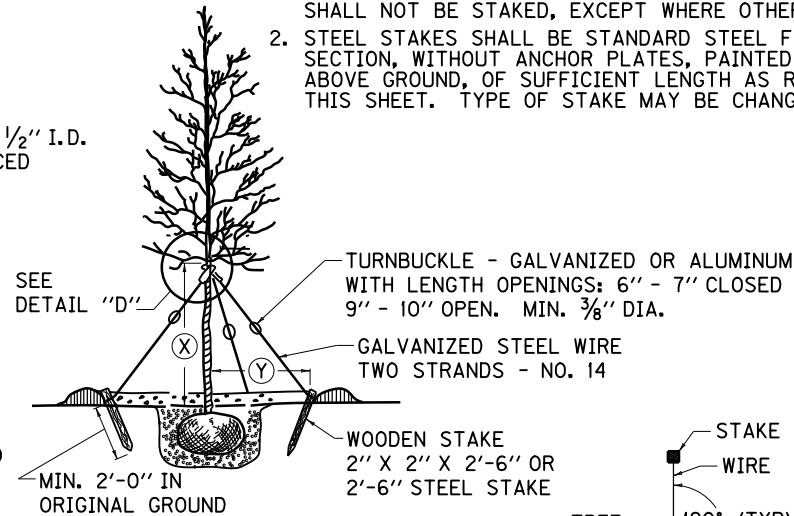
- PLANTS UNDER THE SIZES OR NOT OF THE TYPES SHOWN ON THIS SHEET SHALL NOT BE STAKED, EXCEPT WHERE OTHERWISE NOTED ON THE PLANS.
- STEEL STAKES SHALL BE STANDARD STEEL FENCE POSTS, 1 1/4" IN CROSS SECTION, WITHOUT ANCHOR PLATES, PAINTED GREEN, NON REFLECTORIZED ABOVE GROUND, OF SUFFICIENT LENGTH AS REQUIRED IN STAKING DETAILS THIS SHEET. TYPE OF STAKE MAY BE CHANGED WITH APPROVAL OF ENGINEER.



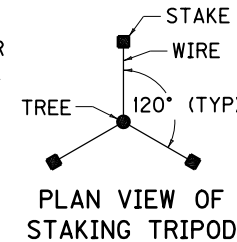
STAKING DETAIL "E"



WIRING DETAIL "D"



SHADE TREES OVER 3" CALIPER
DISTANCE (X) = 1/3 HEIGHT OF TREE OR TO LOWEST MAIN BRANCHES IF HIGHER (MINIMUM)
DISTANCE (Y) = 3/4 OF DISTANCE (X) (MINIMUM)



PLAN VIEW OF STAKING TRIPOD

SHADE TREES
1 1/4" THRU 2" CALIPER USE 1 STAKE (OVER 2" TO 3" CAL. USE 2 STAKES)
DISTANCE (R) = 1/3 HEIGHT OF TREE (MINIMUM).

EVERGREEN TREES
5' TO 8' HEIGHT USE 2 STAKES (OVER 8' HEIGHT USE 3 STAKES)
DISTANCE (R) = 2/3 HEIGHT OF TREE (MINIMUM).

FLOWERING TREES
6' TO 8' HEIGHT USE 1 STAKE (OVER 8' HEIGHT USE 2 STAKES)
DISTANCE (R) = 2/3 HEIGHT OF TREE (MINIMUM).

KENTUCKY DEPARTMENT OF HIGHWAYS	
PLANTING AND STAKING DETAILS	
STANDARD DRAWING NO. RRP-001-04	
SUBMITTED: <i>John B. Sackett</i> DIRECTOR, DIVISION OF DESIGN	12-1-99 DATE
APPROVED: <i>J. M. [Signature]</i> STATE HIGHWAY ENGINEER	12-1-99 DATE