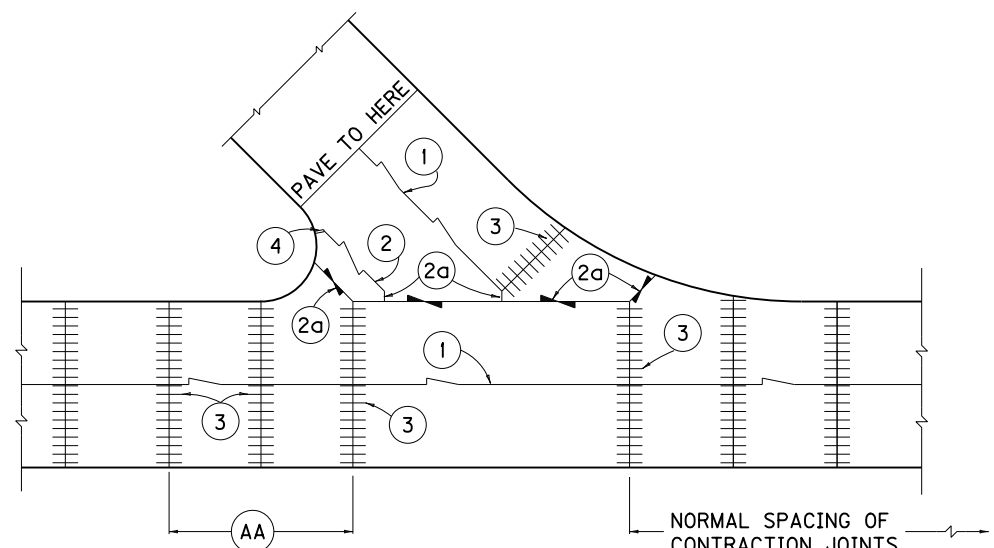
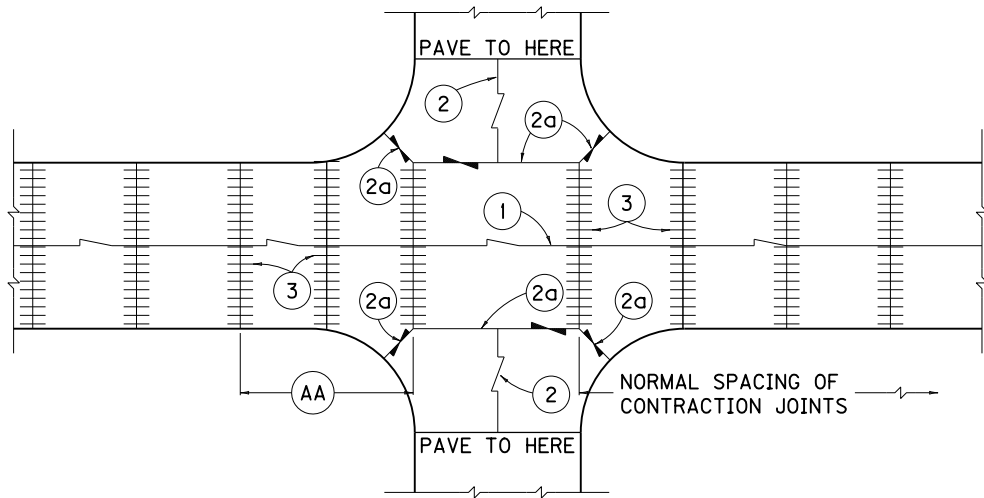


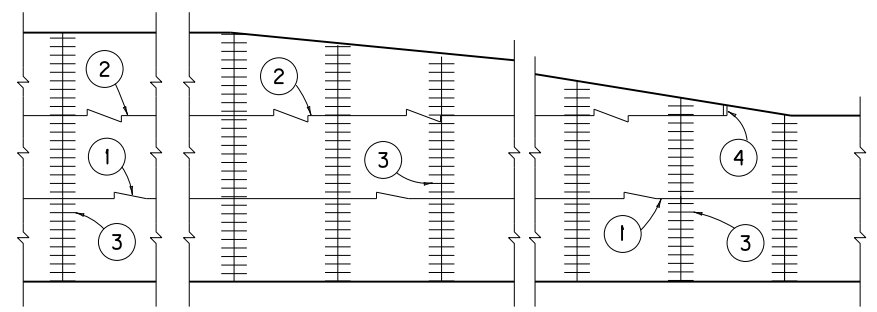
SINGLE INTERSECTIONS



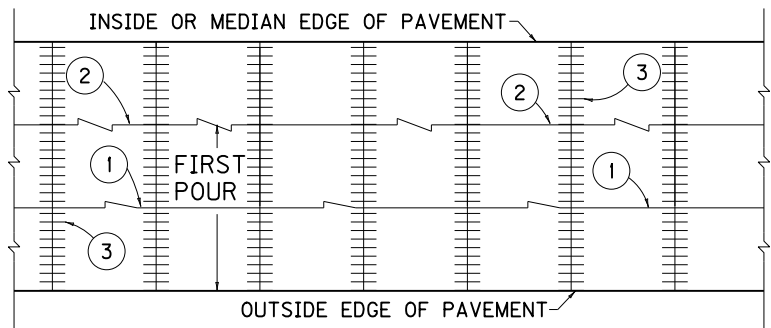
ANGLE INTERSECTION



DOUBLE INTERSECTIONS



DECELERATING LANE



NORMAL THREE LANE PAVEMENT

NOTES

SEE CURRENT STD. DWG. [RPS-010](#) FOR JOINT SYMBOLS AND DETAILS. DRAWINGS ON THIS SHEET ARE DETAILED ON THE PREMISE THAT PAVEMENT CONSTRUCTION WILL BE FROM LEFT TO RIGHT. IF PAVEMENT CONSTRUCTION IS IN THE OPPOSITE DIRECTION, TRANSVERSE JOINT SPACING DETAILS SHALL BE REVERSED END FOR END.

(AA) THIS DISTANCE TO BE EQUALLY DIVIDED WHEN GREATER THAN 20 FEET AND LESS THAN 40 FEET.

KENTUCKY DEPARTMENT OF HIGHWAYS	
CONCRETE PAVEMENT JOINTS TYPES AND SPACING	
STANDARD DRAWING NO. RPS-031-05	
SUBMITTED: <i>Ben W. Stans</i> DIRECTOR DIVISION OF DESIGN	12-2-02 DATE
APPROVED: <i>F. M. Youell</i> STATE HIGHWAY ENGINEER	12-2-02 DATE