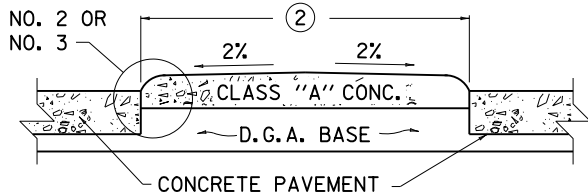
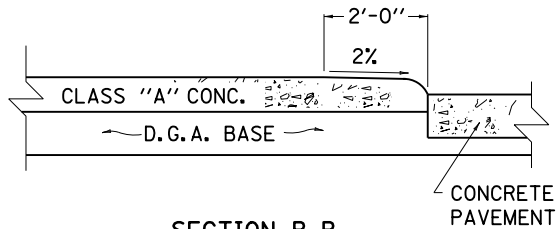


PLAN VIEW
MOUNTABLE MEDIAN



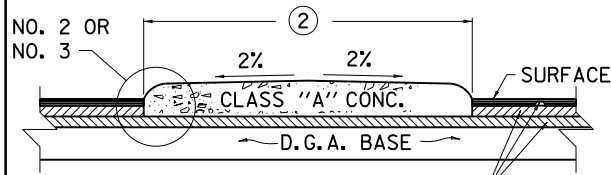
SECTION A-A



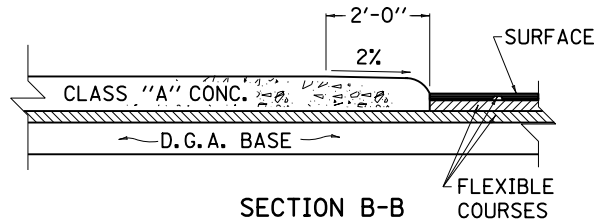
SECTION B-B
MOUNTABLE MEDIAN
WITH RIGID PAVEMENT
(TYPE 1 & TYPE 1A)

NOTES

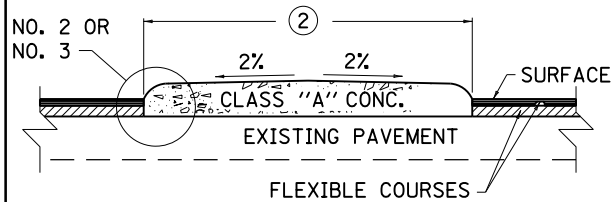
1. THE UNIT BID PER SQUARE YARD SHALL BE:
MOUNTABLE MEDIAN TYPE \star .
 \star = 1 OR 1A OR 2 OR 2A OR 3 OR 3A OR 4 OR 5.
(THE LETTER "A" DENOTES LIP CURB, NO. 3)
- ② SEE PLANS FOR CONSTANT OR VARIABLE WIDTH DIMENSIONS.
- ③ DEPTH OF CONCRETE SHALL BE SHOWN ELSEWHERE ON THE PLANS, (MIN. OF 6").



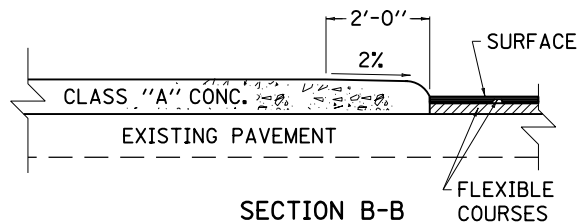
SECTION A-A



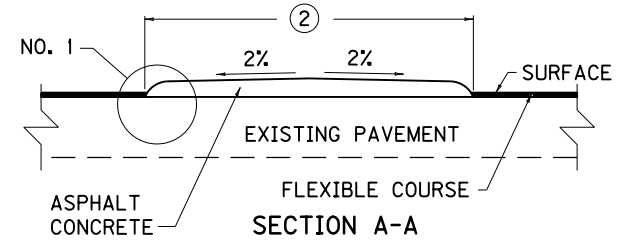
SECTION B-B
MOUNTABLE MEDIAN
WITH FLEXIBLE PAVEMENT
(TYPE 2 & TYPE 2A)



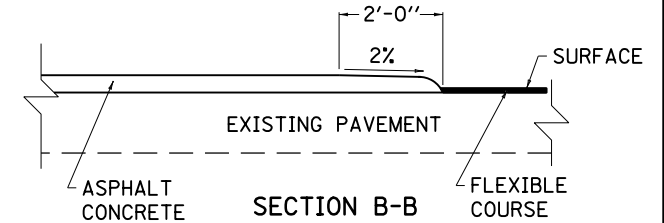
SECTION A-A



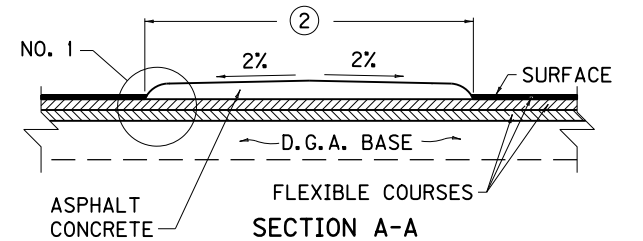
SECTION B-B
MOUNTABLE MEDIAN
ON EXISTING PAVEMENT
(TYPE 3 & TYPE 3A)



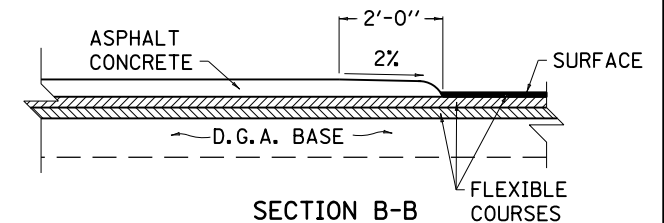
SECTION A-A



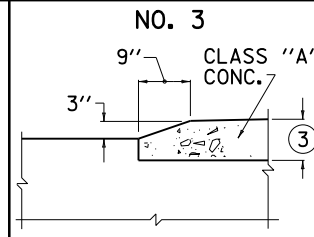
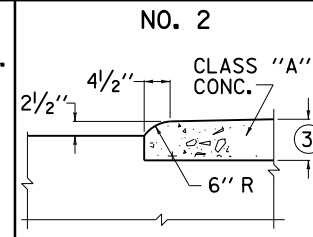
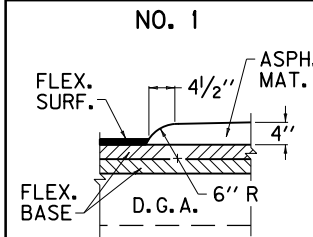
SECTION B-B
MOUNTABLE MEDIAN
ON EXISTING PAVEMENT
(TYPE 4)



SECTION A-A



SECTION B-B
MOUNTABLE MEDIAN
WITH FLEXIBLE PAVEMENT
(TYPE 5)



KENTUCKY
DEPARTMENT OF HIGHWAYS

MOUNTABLE
MEDIAN

STANDARD DRAWING NO. RPM-011-05

SUBMITTED: *David Kott* 11-21-07
DIRECTOR DIVISION OF DESIGN DATE
APPROVED: *November Mathews* 11-21-07
STATE HIGHWAY ENGINEER DATE