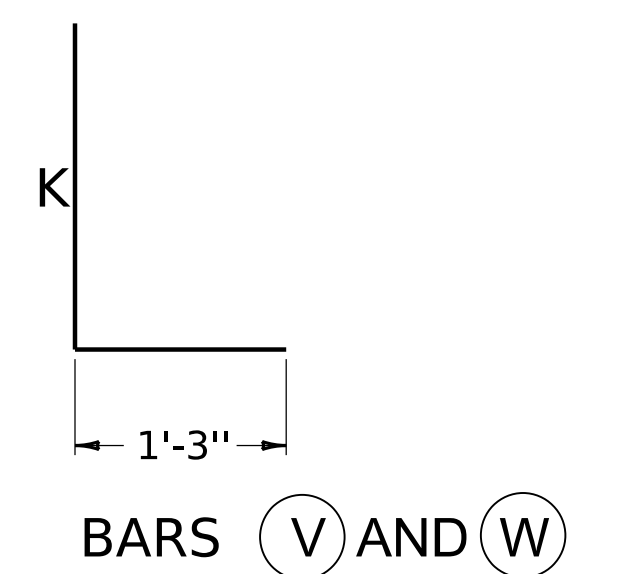
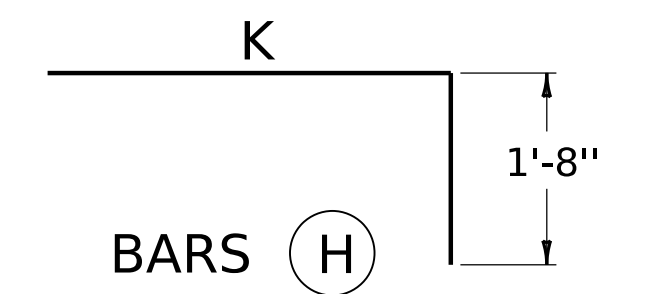
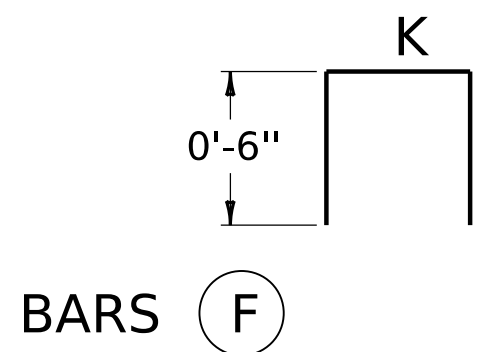
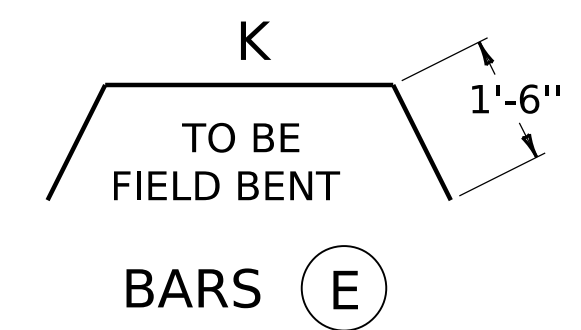


M A R K	S I Z E	NO LGTH				K		M A R K	S I Z E	NO LGTH				K	
		①	FT	IN	FT	IN	FT			IN	①	FT	IN	FT	IN
66"						72"									
A1	5	2	7	8			A1	5	2	8	6				
A2	5	2	14	1			A2	5	2	15	2				
C1	4	1	14	10			C1	4	1	14	1				
C2	4	1	18	6			C2	4	1	17	8				
C3	4	1	22	2			C3	4	1	21	6				
C4	4	2	25	6			C4	4	1	25	0				
E1	5	2	18	8	15	8	C5	4	2	27	7				
E2	5	2	19	0	16	0	E1	5	2	20	2	17	2		
F	4	16	1	3	0	4	E2	5	2	20	7	17	7		
G1	4	1	15	0			F	4	18	1	3	0	4		
G2	4	2	19	0			G1	4	2	17	7				
G3	4	2	22	0			G2	4	2	21	7				
G4	4	3	27	0			G3	4	2	25	7				
H	4	15	9	0	7	4	G4	4	3	29	7				
K1	4	1	1	7			H	4	15	9	7	7	11		
K2	4	1	3	5			K1	4	1	2	5				
K3	4	1	5	4			K2	4	1	4	3				
K4	4	2	7	0			K3	4	1	6	2				
N1	4	3	7	0			K4	4	2	7	6				
N2	4	3	25	6			N1	4	3	7	6				
Q	4	3	7	9			N2	4	3	27	7				
R	4	8	1	1			Q	4	3	8	6				
S1	5	4	2	2			R	4	9	1	2				
S2	5	4	5	1			S1	5	2	1	3				
S3	5	4	8	0			S2	5	4	3	6				
S4	5	4	11	0			S3	5	4	6	6				
T1	5	4	2	2			S4	5	4	9	3				
T2	5	4	3	8			S5	5	4	12	2				
T3	5	4	5	1			T1	5	4	1	9				
T4	5	4	6	7			T2	5	4	3	2				
T5	5	4	8	1			T3	5	4	4	7				
V1	5	2	3	11	2	8	T4	5	4	6	0				
V2	5	2	4	6	3	3	T5	5	4	7	5				
V3	5	2	5	0	3	9	T6	5	4	8	10				
V4	5	2	5	7	4	4	V1	5	2	4	2	2	11		
V5	5	2	6	2	4	11	V2	5	2	4	8	3	5		
V6	5	2	6	8	5	5	V3	5	2	5	3	4	0		
V7	5	14	7	3	6	0	V4	5	2	5	9	4	6		
W1	5	2	4	1	2	10	V5	5	2	6	4	5	1		
W2	5	2	5	2	3	11	V6	5	2	6	11	5	8		
W3	5	2	6	2	4	11	V7	5	2	7	5	6	2		
W4	5	1	7	3	6	0	V8	5	14	7	9	6	6		
							W1	5	2	4	2	2	11		
							W2	5	2	5	4	4	1		
							W3	5	2	6	5	5	2		
							W4	5	2	7	6	6	3		

NOTES

- ① NUMBER OF BARS IN ONE HEADWALL.
- 2 DIMENSIONS ARE 0. TO 0. OF BARS.
- 3 ALL BARS ARE STRAIGHT EXCEPT THOSE SHOWN BELOW.

BENT BAR SHAPES



(USE WITH CURRENT RDH-120)

**KENTUCKY
DEPARTMENT OF HIGHWAYS**
*BILL OF REINFORCEMENT
66" TO 72" DIAMETER
NON-CIRCULAR PIPE HEADWALLS
45° SKEW*

STANDARD DRAWING NO. RDH-382-04

SUBMITTED _____ DIRECTOR DIVISION OF DESIGN _____ DATE _____
APPROVED _____ STATE HIGHWAY ENGINEER _____ DATE _____