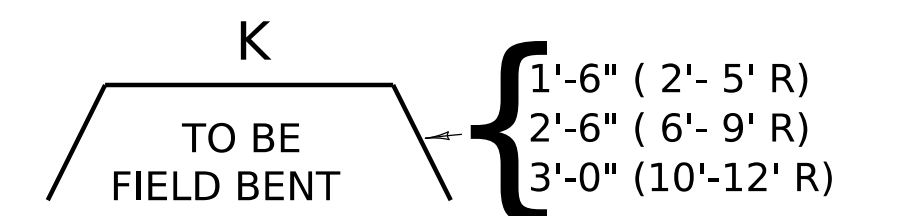


MARK	SIZE	NO				K				MARK	SIZE	NO				K				MARK	SIZE	NO				K			
		①	FT	IN	FT	IN	①	FT	IN			FT	IN	①	FT	IN	FT	IN	①			FT	IN	FT	IN	①	FT	IN	FT
12' X 12'										12' X 12' (CONTINUED)										12' X 12' (CONTINUED)									
A1	5	2	17	0						K5	4	2	9	2						U4	4	1	5	2	2	2			
A2	5	2	30	5						K6	4	2	11	1						U5	4	1	5	8	2	5			
B1	5	4	5	11						K7	4	2	13	0						U6	4	1	6	2	2	8			
B2	5	4	6	6						K8	4	2	15	0						U7	4	1	6	8	2	11			
B3	5	4	7	0						K9	4	10	15	1						U8	4	1	7	2	3	2			
B4	5	4	7	6						M1	4	3	4	0						U9	4	1	7	8	3	5			
B5	5	4	8	1						M2	4	6	3	6	8					U10	4	1	8	2	3	8			
B6	5	4	8	7						N1	4	11	15	1						X1	4	1	3	10	1	6			
B7	5	4	8	2						N2	4	7	4	5	5					X2	4	1	4	2	1	8			
B8	5	4	9	8						N3	4	4	5	0	9					X3	4	1	4	8	1	11			
B9	5	4	10	3						P	8	6	6	9	8	6	6			X4	4	1	5	2	2	2			
B10	5	4	10	9						Q	5	7	13	8						X5	4	1	5	6	2	4			
B11	5	4	11	4						R	5	14	6	2						X6	4	1	6	0	2	7			
B12	5	4	11	10						S1	5	2	2	9						X7	4	1	6	6	2	10			
B13	5	4	12	5						S2	5	2	4	3						X8	4	1	6	10	3	0			
B14	5	4	12	11						S3	5	2	5	7						X9	4	1	7	4	3	3			
B15	5	4	12	5						S4	5	2	7	0						X10	4	1	7	8	3	5			
C1	4	2	24	2						S5	5	2	8	5						X11	4	1	8	2	3	8			
C2	4	2	27	10						S6	5	2	9	10						Y	4	2	13	1	11	8			
C3	4	2	31	8						S7	5	2	11	3						Z	4	2	14	3	12	10			
C4	4	2	35	4						S8	5	2	12	7															
C5	4	2	38	10						S9	5	2	14	1															
C6	4	2	42	9						S10	5	2	15	5															
C7	4	2	46	5						S11	5	2	16	11															
C8	4	2	50	0						S12	5	2	18	5															
C9	4	10	50	8						S13	5	2	19	9															
E1	5	2	33	3	27	3				S14	5	4	21	2															
E2	5	2	34	8	28	8				T1	5	2	1	1															
F	4	28	1	10	0	6				T2	5	2	1	10															
G1	4	1	27	6						T3	5	2	2	7															
G2	4	2	30	4						T4	5	2	3	3															
G3	4	2	33	2						T5	5	2	4	0															
G4	4	2	36	3						T6	5	2	4	8															
G5	4	2	39	1						T7	5	2	5	3															
G6	4	2	42	0						T8	5	2	6	0															
G7	4	2	44	10						T9	5	2	6	9															
G8	4	3	48	0						T10	5	2	7	5															
H	4	25	19	4	15	8				T11	5	2	8	1															
J1	5	4	6	0						T12	5	2	8	11															
J2	5	4	7	1						T13	5	2	9	7															
J3	5	4	8	1						T14	5	2	10	3															
J4	5	4	9	2						T15	5	2	11	0															
J5	5	4	10	2						T16	5	2	11	8															
J6	5	4	11	3						T17	5	2	12	5															
J7	5	4	12	4						T18	5	2	13	1															
J8	5	2	13	4						T19	5	2	13	10															
K1	4	2	1	5						T20	5	2	14	6															
K2	4	2	3	4						T21	5	4	14	10															
K3	4	2	5	4						U1	4	1	3	10	1	6													
K4	4	2	7	3						U2	4	1	4	2	1	8													
										U3	4	1	4	8	1	11													

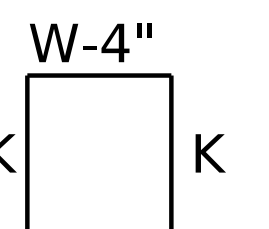
NOTES

- ① NUMBER OF BARS IN ONE HEADWALL.
- 2 DIMENSIONS ARE 0. TO 0. OF BARS.
- 3 ALL BARS ARE STRAIGHT EXCEPT THOSE SHOWN BELOW.
- 4 R = BOX OR PIPE RISE
- 5 W = WING WALL WIDTH

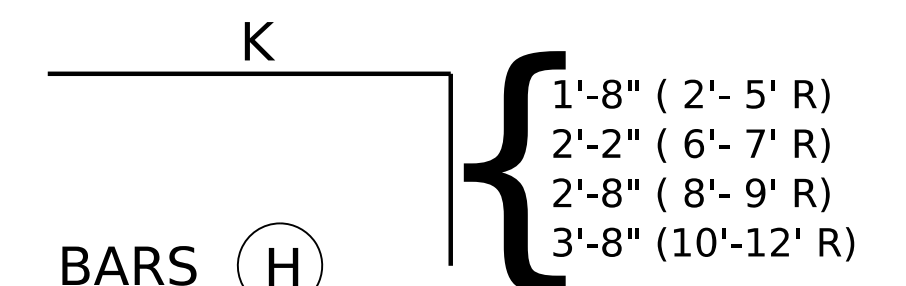
BENT BAR SHAPES



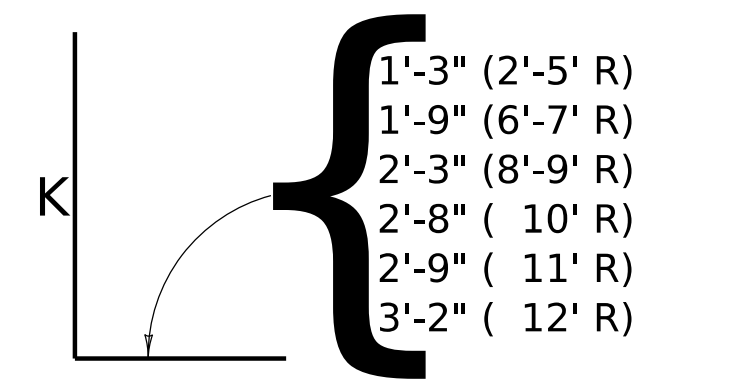
BARS (E)



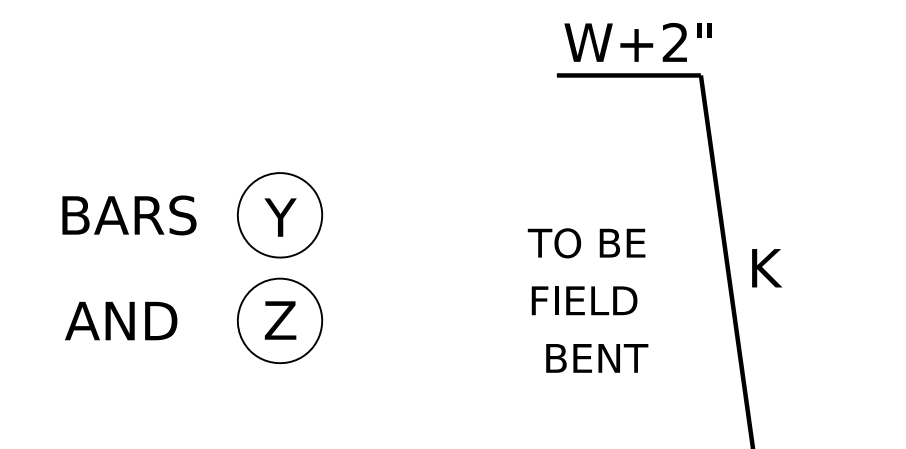
BARS (F), (U) AND (X)



BARS (H)



BARS (P), (V) AND (W)



BARS (Y) AND (Z)

**KENTUCKY
DEPARTMENT OF HIGHWAYS**

*BILL OF REINFORCEMENT
12' X 12' HEADWALLS
PRECAST BOX CULVERTS
45° SKEW*

STANDARD DRAWING NO. RDH-1370-03

SUBMITTED _____ DIRECTOR DIVISION OF DESIGN _____ DATE _____

APPROVED _____ STATE HIGHWAY ENGINEER _____ DATE _____