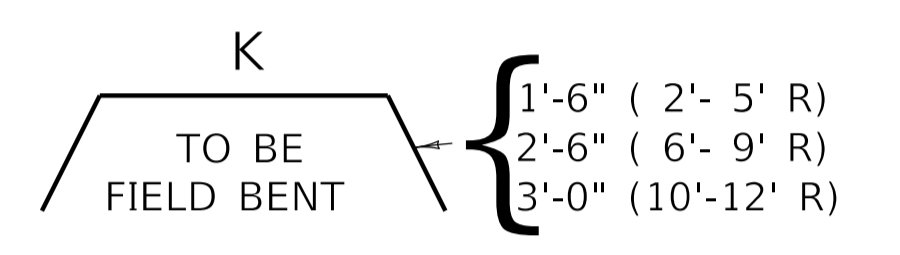


MARK	SIZE	NO LGTH				K	MARK	SIZE	NO LGTH				K	MARK	SIZE	NO LGTH				K					
		①	FT	IN	FT				IN	①	FT	IN				FT	IN	①	FT		IN	FT	IN		
12' X 10'						12' X 10' (CONTINUED)						12' X 12' (CONTINUED)						12' X 12' (CONTINUED)							
A1	5	2	14	7		P	8	42	8	2	5	6	B7	5	4	10	7	S1	5	2	1	2			
A2	5	2	19	6		Q	5	6	13	8			B8	5	4	11	4	S2	5	2	1	10			
B1	5	4	5	0		R	5	14	5	0			B9	5	4	12	1	S3	5	2	2	6			
B2	5	4	5	9		S1	5	2	1	4			B10	5	4	12	11	S4	5	2	3	3			
B3	5	4	6	6		S2	5	2	2	0			B11	5	24	13	6	S5	5	2	4	0			
B4	5	4	7	3		S3	5	2	2	9			C1	4	2	13	2	S6	5	2	4	8			
B5	5	4	8	0		S4	5	2	3	5			C2	4	2	15	10	S7	5	2	5	4			
B6	5	4	8	9		S5	5	2	4	2			C3	4	2	18	5	S8	5	2	6	0			
B7	5	4	9	7		S6	5	2	4	10			C4	4	2	21	0	S9	5	2	6	9			
B8	5	4	10	4		S7	5	2	5	7			C5	4	2	23	8	S10	5	2	7	6			
B9	5	4	11	1		S8	5	2	6	4			C6	4	2	26	3	S11	5	2	8	2			
B10	5	22	11	6		S9	5	2	7	0			C7	4	2	28	11	S12	5	2	8	11			
C1	4	2	12	10		S10	5	2	7	8			C8	4	2	31	6	S13	5	2	9	7			
C2	4	2	15	6		S11	5	2	8	5			C9	4	10	31	10	S14	5	2	10	4			
C3	4	2	18	2		S12	5	2	9	2			E1	5	2	25	5	19	5	S15	5	4	11	0	
C4	4	2	20	10		S13	5	2	9	10			E2	5	2	26	7	20	7	T1	5	2	1	0	
C5	4	2	23	5		S14	5	2	10	6			F	4	20	1	10	0	6	T2	5	2	2	6	
C6	4	2	26	1		S15	5	2	10	8			G1	4	1	18	7			T3	5	2	3	10	
C7	4	2	28	8		T1	5	2	1	10			G2	4	2	20	6			T4	5	2	5	4	
C8	4	8	29	0		T2	5	2	3	3			G3	4	2	22	5			T5	5	2	6	9	
E1	5	2	25	5	19	5	T3	5	2	4	7		G4	4	2	24	4			T6	5	2	8	2	
E2	5	2	26	3	20	3	T4	5	2	6	0		G5	4	2	26	3			T7	5	2	9	7	
F	4	20	1	7	0	6	T5	5	2	7	5		G6	4	2	28	2			T8	5	2	10	11	
G1	4	1	19	11			T6	5	2	8	11		G7	4	2	30	1			T9	5	2	12	4	
G2	4	2	21	11			T7	5	2	10	3		G8	4	3	32	0			T10	5	2	13	9	
G3	4	2	23	11			T8	5	2	11	9		H	4	17	19	4	15	8	T11	5	4	15	1	
G4	4	2	25	11			T9	5	2	13	1		J1	5	4	6	0			X1	4	1	4	0	
G5	4	2	28	0			T10	5	2	14	6		J2	5	4	7	2			X2	4	1	4	6	
G6	4	2	30	0			T11	5	2	14	10		J3	5	4	8	2			X3	4	1	5	0	
G7	4	3	32	0			X1	4	1	3	5	1	5	J4	5	4	9	3			X4	4	1	5	6
H	4	17	17	4	13	8	X2	4	1	3	19	1	7	J5	5	4	10	4			X5	4	1	5	10
J1	5	4	5	0			X3	4	1	4	3	1	10	J6	5	4	11	5			X6	4	1	6	4
J2	5	4	6	1			X4	4	1	4	7	2	0	J7	5	4	12	6			X7	4	1	6	10
J3	5	4	7	3			X5	4	1	5	1	2	3	J8	5	2	13	7			X8	4	1	7	4
J4	5	4	8	3			X6	4	1	5	7	2	6	K1	4	2	1	4			X9	4	1	7	10
J5	5	4	9	4			X7	4	1	6	1	2	9	K2	4	2	3	3			X10	4	1	8	2
J6	5	4	10	5			X8	4	1	6	5	2	11	K3	4	2	5	2			Z	4	2	13	9
J7	5	2	11	6			Z	4	2	11	2	10	0	K4	4	2	7	0							
K1	4	2	1	5										K5	4	2	8	10							
K2	4	2	3	3										K6	4	2	10	8							
K3	4	2	5	2										K7	4	2	12	7							
K4	4	2	7	0										K8	4	2	14	4							
K5	4	2	8	11										K9	4	10	14	7							
K6	4	2	10	9										M1	4	2	4	2							
K7	4	2	12	7										M2	4	45	6	8							
K8	4	8	12	10										N1	4	11	14	7							
M1	4	1	3	7										N2	4	7	28	8							
M2	4	41	5	8										N3	4	4	32	0							
N1	4	9	12	10										P	8	47	9	8	6	6					
N2	4	6	26	5										Q	5	7	13	8							

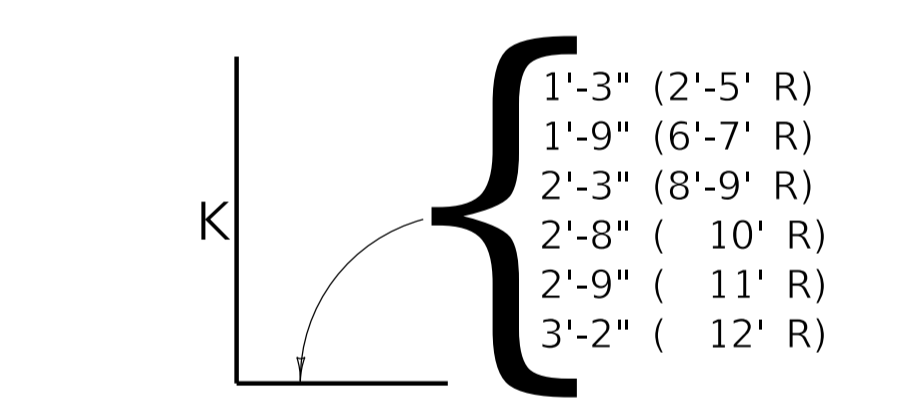
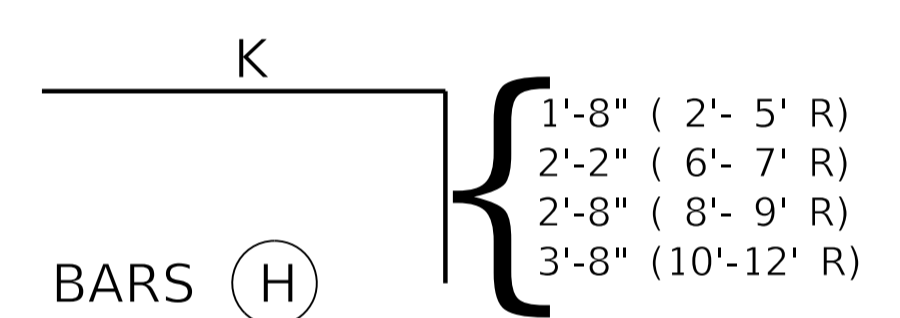
NOTES

- ① NUMBER OF BARS IN ONE HEADWALL.
- 2 DIMENSIONS ARE 0. TO 0. OF BARS.
- 3 ALL BARS ARE STRAIGHT EXCEPT THOSE SHOWN BELOW.
- 4 R = BOX OR PIPE RISE
- 5 W = WING WALL WIDTH

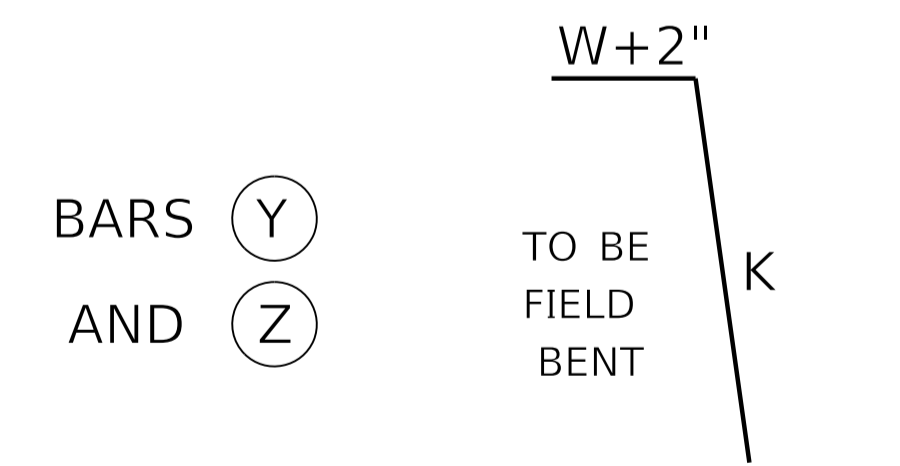
BENT BAR SHAPES



BARS (F), (U) AND (X)



BARS (P), (V) AND (W)



BARS (Y) AND (Z)

KENTUCKY DEPARTMENT OF HIGHWAYS
BILL OF REINFORCEMENT
12' X 10' - 12' X 12' HEADWALLS
PRECAST BOX CULVERTS
30° SKEW

STANDARD DRAWING NO. RDH-1346-03

DIRECTOR DIVISION OF DESIGN	DATE
STATE HIGHWAY ENGINEER	DATE