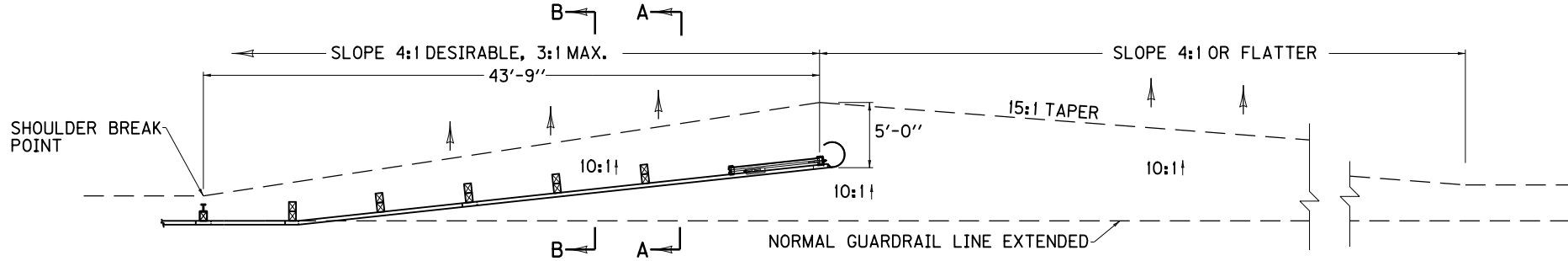
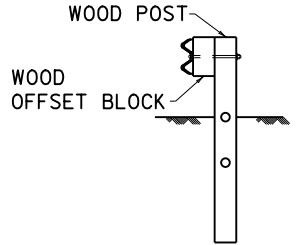


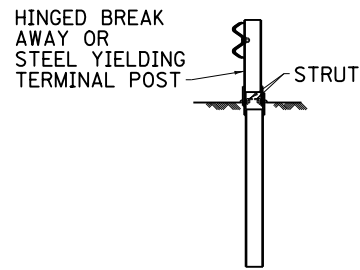
PLAN VIEW



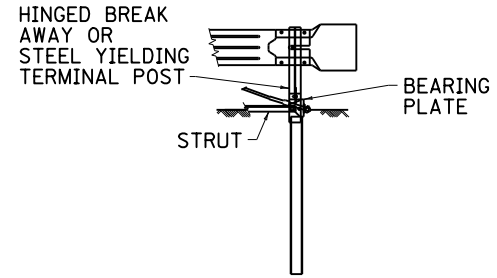
SLOPE LAYOUT AND GRADING DETAIL



SECTION B-B  
(POSTS P3 THRU P7)



SECTION A-A  
(POST P2)



ENLARGED VIEW P1

1. BID ITEMS AND UNIT TO BID:
  - A. GUARDRAIL END TREATMENT TYPE 4A - EACH
  - B. MATERIAL USED TO CONSTRUCT WIDENING SHALL BE BID AS ROADWAY OR BORROW EXCAVATION OR EMBANKMENT-IN-PLACE AT THE CONTRACT UNIT PRICE PER CUBIC YARD.
2. INTENDED USE: AREAS WITH ADEQUATE VEHICLE RECOVERY ZONE BEHIND GUARDRAIL.
- ③ POST P7 SHALL BE A CRT BREAKAWAY WOOD POST.
4. PERMISSIBLE ALTERNATES FOR GUARDRAIL END TREATMENT TYPE 4A ARE PATENTED ITEMS: SRT-27 MANUFACTURED BY TRINITY INDUSTRIES OF DALLAS, TEXAS OR FLEAT-SP MANUFACTURED BY ROAD SYSTEMS INC. OF BIG SPRINGS, TEXAS.
5. THE MANUFACTURER SHALL FURNISH TWO (2) SETS OF SHOP PLANS TO THE CONTRACTOR WITH EACH INSTALLATION.
- ⑥ SYSTEM OFFSET OF 4'-0" SHALL BE MEASURED FROM FACE OF OFFSET BLOCK AT NORMAL GUARDRAIL SECTION TO FACE OF POST AT P1.
- ⑦ OBJECT MARKER TYPE 3 (SEE CURRENT MUTCD MANUAL FOR DETAILS).
8. THE COMPLETED INSTALLATION SHALL MEET ALL APPLICABLE REQUIREMENTS OF THE MANUFACTURER. (SEE SHOP DRAWINGS)

<b>KENTUCKY</b>		
<b>DEPARTMENT OF HIGHWAYS</b>		
<b>GUARDRAIL</b>		
<b>END TREATMENT</b>		
<b>TYPE 4A</b>		
STANDARD DRAWING NO. RBR-035-10		
SUBMITTED: <i>[Signature]</i>	DATE	12-2-11
DIRECTOR, DIVISION OF DESIGN		
APPROVED: <i>[Signature]</i>	DATE	12-2-11
STATE HIGHWAY ENGINEER		