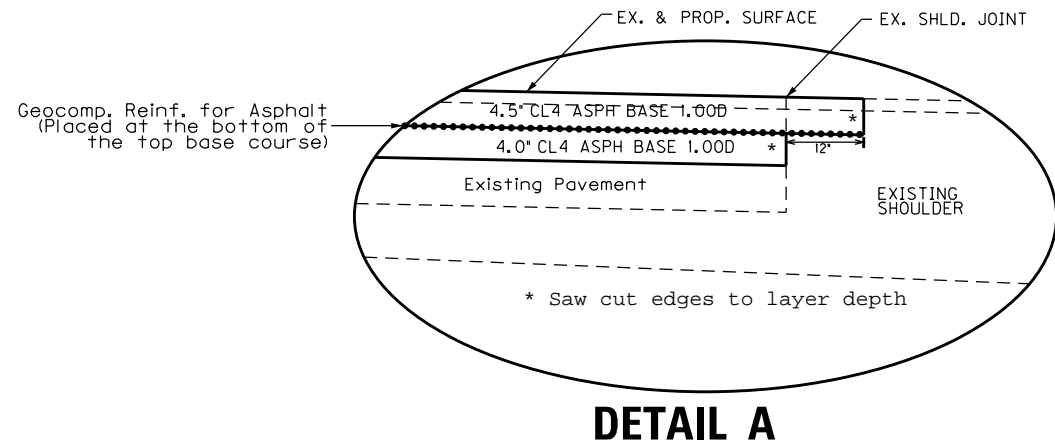
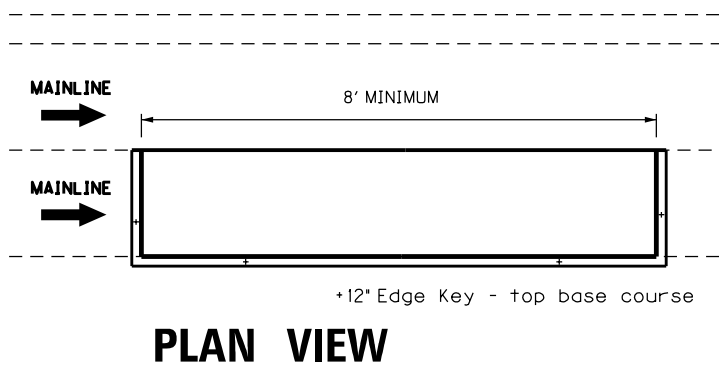
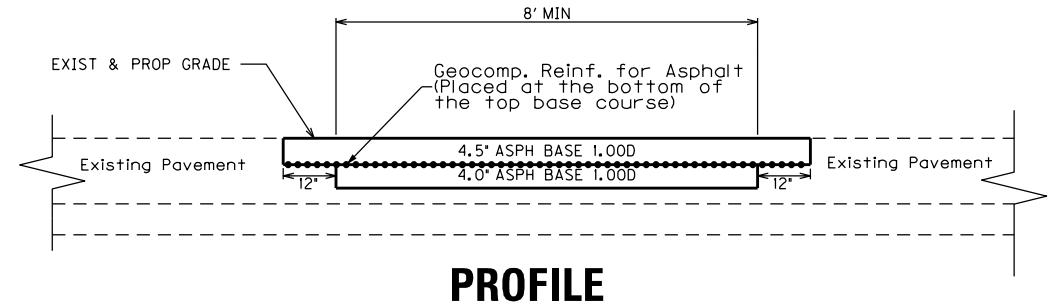
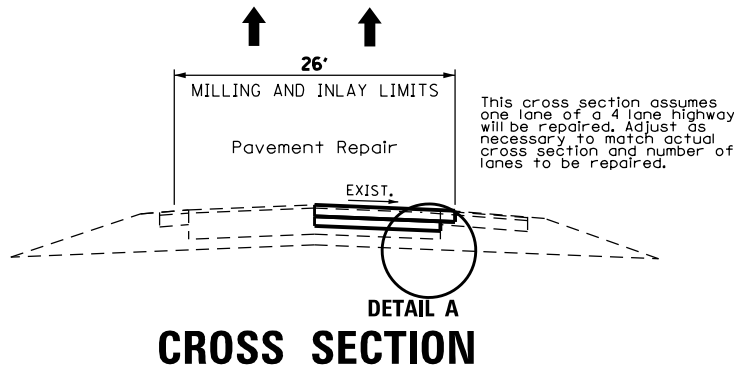


PAVEMENT REPAIR DETAIL

Aug 15, 2019



NOTES

1. Caution: Existing concrete pavement may exist below the asphalt pavement.
2. Pavement repairs shall be performed at locations selected by and as directed by the Engineer. The Engineer will assess, select, and mark areas for treatment. The full lane width will be removed and replaced. The Engineer may elect to perform repairs on one lane or multiple lanes. The Engineer may elect to only remove and replace the top lift of base or may decide a Base Failure Repair is more appropriate (see Base Failure Repair Detail). An edge key 12\"/>
- 3. Complete pavement repair operations in one continuous operation or protect with barrier wall. Do not leave an unprotected hole with no workers present. If barrier wall must be used for pavement repairs, it will be considered incidental to other items of work and not be considered for payment.
- 4. Before resurfacing, open repaired area to traffic for a minimum of 14 days. Monitor pavement for settlement during this 14+ days and repair by leveling and wedging, as approved by the Engineer, until placement of final surface course.
- 5. Perform typical mill and inlay operations with resurfacing items subject to payment as part of the resurfacing operation.
- 6. All work associated with this special note except for the final 1.5\"/>

NOT TO SCALE