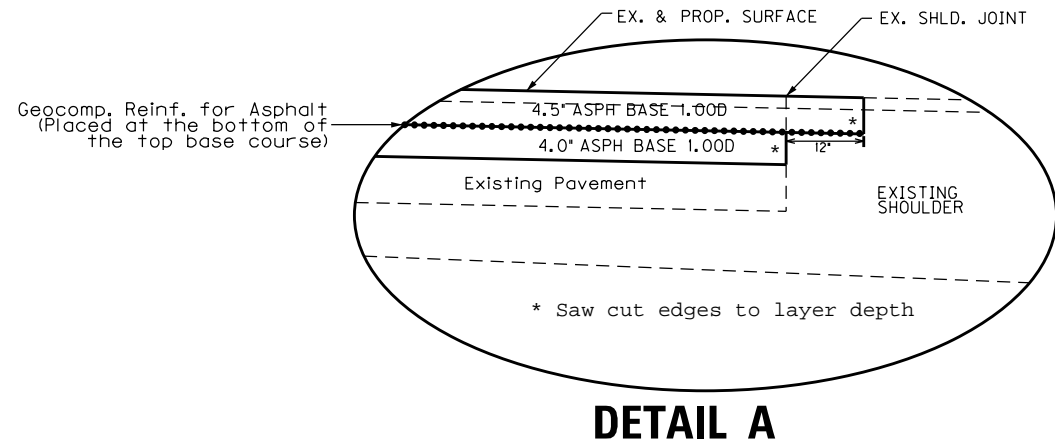
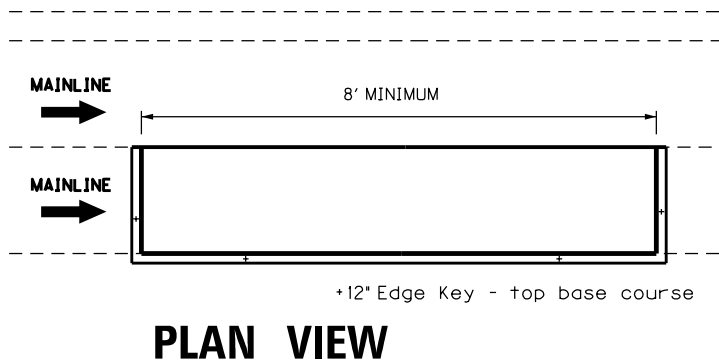
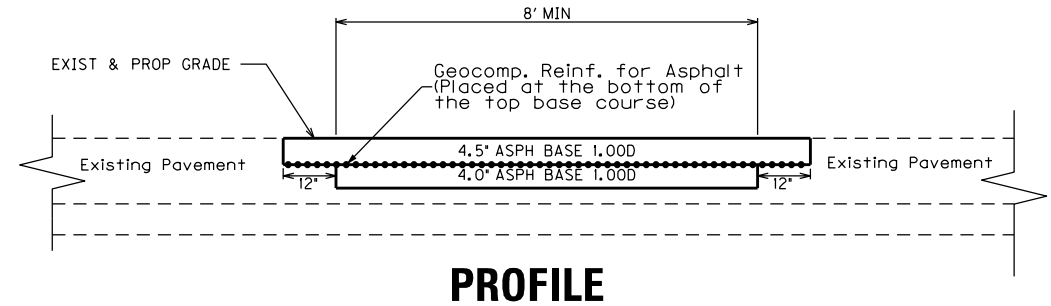
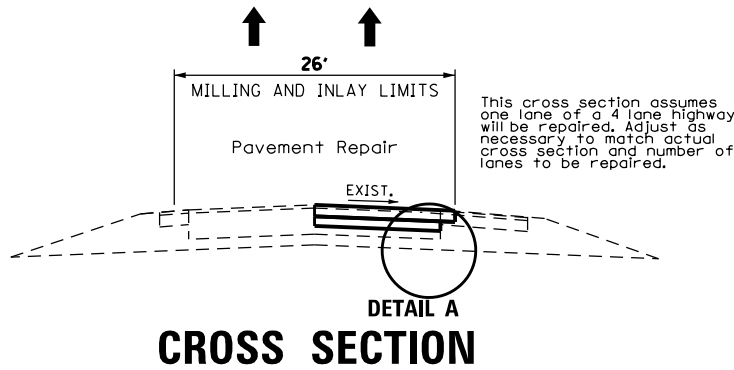


PAVEMENT REPAIR DETAIL

Aug 6, 2019



NOTES

1. Caution: Existing concrete pavement may exist below the asphalt pavement.
2. Pavement repairs shall be performed at locations selected by and as directed by the Engineer. The Engineer will assess, select, and mark areas for treatment. The full lane width will be removed and replaced. The Engineer may elect to perform repairs on one lane or multiple lanes. The Engineer may elect to only remove and replace the top lift of base or may decide a Base Failure Repair is more appropriate (see Base Failure Repair Detail). An edge key 12" into existing pavement is required for the top course of base.
3. Complete pavement repair operations in one continuous operation or protect with barrier wall. Do not leave an unprotected hole with no workers present. If barrier wall must be used for pavement repairs, it will be considered incidental to other items of work and not be considered for payment.
4. Before resurfacing, open repaired area to traffic for a minimum of 14 days. Monitor pavement for settlement during this 14+ days and repair by leveling and wedging, as approved by the Engineer, until placement of final surface course.
5. The item REMOVE PAVEMENT includes removal of all asphalt to the required depth.
6. Perform typical mill and inlay operations with resurfacing items subject to payment as part of the resurfacing operation.

* QUANTITIES TO BID

0209I	REMOVE PAVEMENT	???	SQ. YD.
00110	GEOGRID REINF FOR ASPHALT	???	SQ. YD.
XXXXX	ASPH BASE 1.000	???	TONS

* Only items listed will be considered for payment and will considered full compensation for the work required. Any other items of work not listed for payment will be considered incidental to other items of work.

Asph base course class and binder grade to be chosen by designer based on current asphalt warrants and/or to remain consistent with mainline asphalt surface used on the project.

NOT TO SCALE