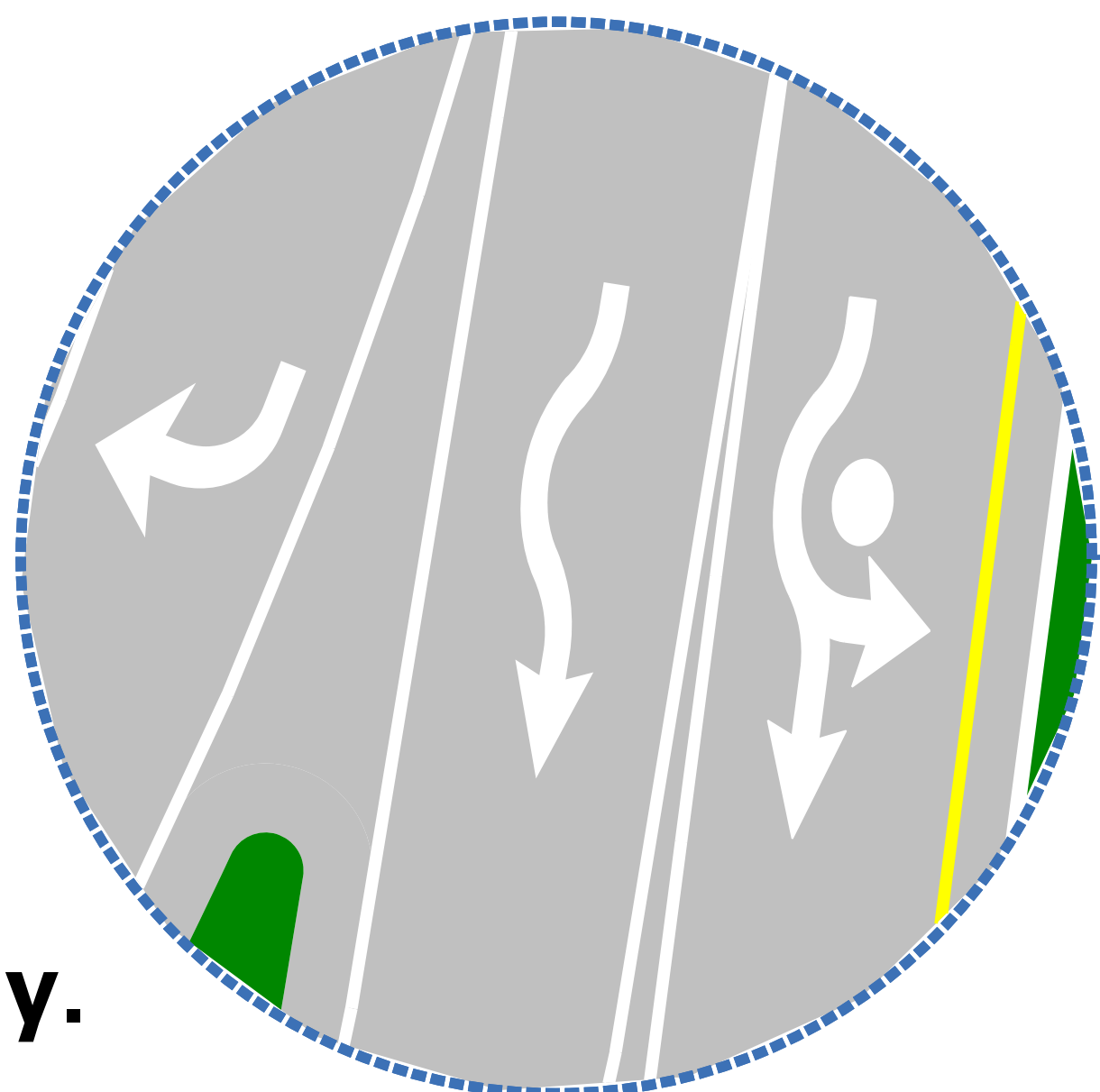



LANE CHOICE IS CRITICAL AT ROUNDABOUTS

- » Right lane is for right turns only.
- » Center lane is for through traffic only.
- » Left lane is for left turns, u-turns, or through traffic only.



- » Right lane is for right turns or through traffic only.
- » Left lane is for left or u-turns only.



University Blvd

231X

31W

Nashville Rd

Loving Way

ONE WAY



truck apron

Pedestrians

- » Pedestrians at the curb side look left for oncoming traffic before crossing.
- » Pedestrians within the crosswalk island area look right for oncoming traffic before crossing.

Crosswalk:
Yield to pedestrians



Bicycles

Bicyclists can continue


- » through the roundabout taking the travel lane, or
- » may use the sidewalks and the crosswalks.

Traffic circulates counterclockwise in a roundabout

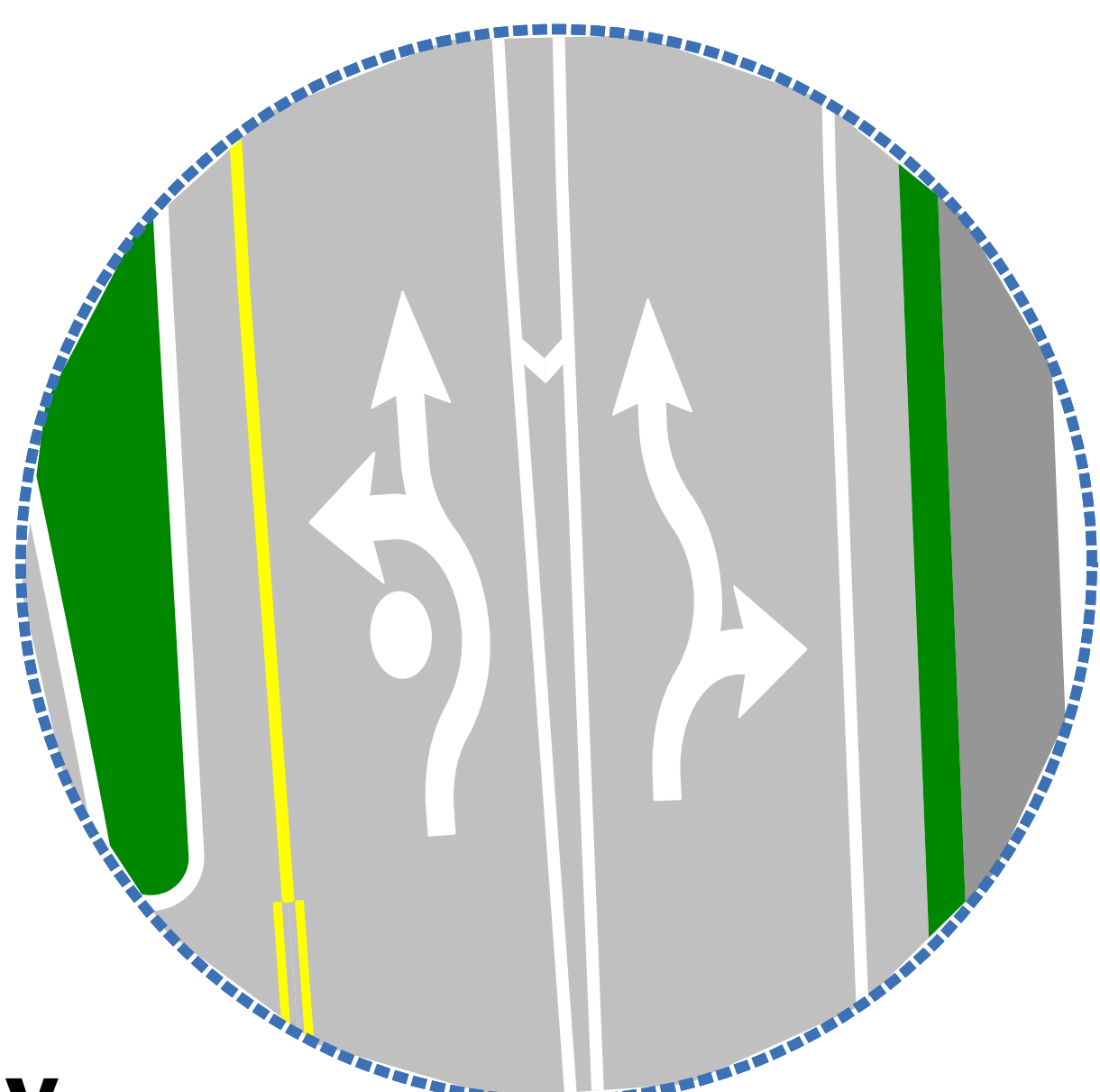
Left turns / u-turns:
use left lane

Going straight:
follow the pavement markings, arrows or signs

Right turns:
use right lane



- » Black and white signs on the side of and overhead the road.
- » Right lane is for right turns or through traffic only.
- » Left lane is for left turns, u-turns, or through traffic only.



31W

Nashville Rd



BURGESS & NIPLE

Choose your lane and yield to all traffic in both lanes before entering roundabout