



**CALL NO. 411**

**CONTRACT ID. 222092**

**PIKE COUNTY**

**FED/STATE PROJECT NUMBER 098GR22P004-FD51**

**DESCRIPTION KY 611 & KY 1384**

**WORK TYPE FLOOD REPAIR FOR FEMA**

**PRIMARY COMPLETION DATE 8/1/2022**

**LETTING DATE: January 27,2022**

Sealed Bids will be received electronically through the Bid Express bidding service until 10:00 am EASTERN STANDARD TIME January 27,2022. Bids will be publicly announced at 10:00 am EASTERN STANDARD TIME.

**NO PLANS ASSOCIATED WITH THIS PROJECT.**

**REQUIRED BID PROPOSAL GUARANTY:** Not less than 5% of the total bid.

**TABLE OF CONTENTS**

PART I	SCOPE OF WORK <ul style="list-style-type: none"><li>• PROJECT(S), COMPLETION DATE(S), &amp; LIQUIDATED DAMAGES</li><li>• CONTRACT NOTES</li><li>• STATE CONTRACT NOTES</li><li>• SPECIAL NOTE(S) APPLICABLE TO PROJECT</li><li>• WASTE AND BORROW SITES</li><li>• COORDINATION OF WORK WITH OTHER CONTRACTS</li><li>• SHOULDER PREPARATION</li><li>• GUARDRAIL</li><li>• TYPICAL SECTION DIMENSIONS</li><li>• TRAFFIC CONTROL PLAN</li><li>• EROSION CONTROL PLAN FOR MAINTENANCE PROJECTS</li><li>• SKETCH MAP(S)</li><li>• MATERIAL SUMMARY</li><li>• SUMMARY SHEET(S)</li><li>• TYPICAL SECTION(S)</li><li>• DETAIL SHEET(S)</li><li>• DETAIL SHEETS FOR SLIDE REPAIR</li><li>• GUARDRAIL DELIVERY VERIFICATION SHEET</li></ul>
PART II	SPECIFICATIONS AND STANDARD DRAWINGS <ul style="list-style-type: none"><li>• SPECIFICATIONS REFERENCE</li><li>• SUPPLEMENTAL SPECIFICATION</li><li>• STANDARD DRAWINGS THAT APPLY</li></ul>
PART III	EMPLOYMENT, WAGE AND RECORD REQUIREMENTS <ul style="list-style-type: none"><li>• LABOR AND WAGE REQUIREMENTS</li><li>• EXECUTIVE BRANCH CODE OF ETHICS</li><li>• KENTUCKY EQUAL EMPLOYMENT OPPORTUNITY ACT OF 1978 LOCALITY / STATE</li><li>• PROJECT WAGE RATES / STATE FUNDED</li></ul>
PART IV	INSURANCE
PART V	BID ITEMS

**PART I**  
**SCOPE OF WORK**

**ADMINISTRATIVE DISTRICT - 12**

**CONTRACT ID - 222092**  
**098GR22P004-FD51**  
**COUNTY - PIKE**  
**PCN - MP09806112201**  
**FD51 098 0611 004-005**

POOR BOTTOM ROAD (KY 611) (MP 4.600) FROM 4.600 MILES NORTH OF KY 195 EXTENDING NORTH TO 1.37  
MILES SOUTH OF US 23 (MP 4.623), A DISTANCE OF 0.02 MILES.FLOOD REPAIR FOR FEMA  
GEOGRAPHIC COORDINATES LATITUDE 37:19:02.00 LONGITUDE 82:31:32.00

**PCN - MP09813842201**  
**FD51 098 1384 002-004**

HURRICANE CREEK ROAD (KY 1384) (MP 2.638) FROM 250 FEET WEST OF DAVIS ROAD EXTENDING EAST TO  
50 FEET EAST OF WAGNER FORK (MP 3.569), A DISTANCE OF 0.93 MILES.FLOOD REPAIR FOR FEMA  
GEOGRAPHIC COORDINATES LATITUDE 37:30:16.00 LONGITUDE 82:35:18.00

**COMPLETION DATE(S):**

COMPLETED BY 08/01/2022	SPECIFIED COMPLETION DATE - ALL ITEMS IN CONTRACT
-------------------------	--

## **CONTRACT NOTES**

### **PROPOSAL ADDENDA**

All addenda to this proposal must be applied when calculating bid and certified in the bid packet submitted to the Kentucky Department of Highways. Failure to use the correct and most recent addenda may result in the bid being rejected.

### **BID SUBMITTAL**

Bidder must use the Department's electronic bidding software. The Bidder must download the bid file located on the Bid Express website ([www.bidx.com](http://www.bidx.com)) to prepare a bid packet for submission to the Department. The bidder must submit electronically using Bid Express.

### **JOINT VENTURE BIDDING**

Joint venture bidding is permissible. All companies in the joint venture must be prequalified in one of the work types in the Qualifications for Bidders for the project. The bidders must get a vendor ID for the joint venture from the Division of Construction Procurement and register the joint venture as a bidder on the project. Also, the joint venture must obtain a digital ID from Bid Express to submit a bid. A joint bid bond of 5% may be submitted for both companies or each company may submit a separate bond of 5%.

### **UNDERGROUND FACILITY DAMAGE PROTECTION**

The contractor shall make every effort to protect underground facilities from damage as prescribed in the Underground Facility Damage Protection Act of 1994, Kentucky Revised Statute KRS 367.4901 to 367.4917. It is the contractor's responsibility to determine and take steps necessary to be in compliance with federal and state damage prevention directives. When prescribed in said directives, the contractor shall submit Excavation Locate Requests to the Kentucky Contact Center (KY811) via web ticket entry. The submission of this request does not relieve the contractor from the responsibility of contacting non-member facility owners, whom shall be contacted through their individual Protection Notification Center. Non-compliance with these directives can result in the enforcement of penalties.

### **REGISTRATION WITH THE SECRETARY OF STATE BY A FOREIGN ENTITY**

Pursuant to KRS 176.085(1)(b), an agency, department, office, or political subdivision of the Commonwealth of Kentucky shall not award a state contract to a person that is a foreign entity required by [KRS 14A.9-010](#) to obtain a certificate of authority to transact business in the Commonwealth ("certificate") from the Secretary of State under [KRS 14A.9-030](#) unless the person produces the certificate within fourteen (14) days of the bid or proposal opening. If the foreign entity is not required to obtain a certificate as provided in [KRS 14A.9-010](#), the foreign entity should identify the applicable exception. Foreign entity is defined within [KRS 14A.1-070](#).

**For all foreign entities required to obtain a certificate of authority to transact business in the Commonwealth, if a copy of the certificate is not received by the contracting agency within the time frame identified above, the foreign entity's solicitation response shall be deemed non-responsive or the awarded contract shall be cancelled.**

Businesses can register with the Secretary of State at <https://secure.kentucky.gov/sos/ftbr/welcome.aspx>.

### **SPECIAL NOTE FOR PROJECT QUESTIONS DURING ADVERTISEMENT**

Questions about projects during the advertisement should be submitted in writing to the Division of Construction Procurement. This may be done by fax (502) 564-7299 or email to [kytc.projectquestions@ky.gov](mailto:kytc.projectquestions@ky.gov). The Department will attempt to answer all submitted questions. The Department reserves the right not to answer if the question is not pertinent or does not aid in clarifying the project intent.

The deadline for posting answers will be 3:00 pm Eastern Daylight Time, the day preceding the Letting. Questions may be submitted until this deadline with the understanding that the later a question is submitted, the less likely an answer will be able to be provided.

The questions and answers will be posted for each Letting under the heading "Questions & Answers" on the Construction Procurement website ([www.transportation.ky.gov/contract](http://www.transportation.ky.gov/contract)). The answers provided shall be considered part of this Special Note and, in case of a discrepancy, will govern over all other bidding documents.

### **HARDWOOD REMOVAL RESTRICTIONS**

The US Department of Agriculture has imposed a quarantine in Kentucky and several surrounding states, to prevent the spread of an invasive insect, the emerald ash borer. Hardwood cut in conjunction with the project may not be removed from the state. Chipping or burning on site is the preferred method of disposal.

### **INSTRUCTIONS FOR EXCESS MATERIAL SITES AND BORROW SITES**

Identification of excess material sites and borrow sites shall be the responsibility of the Contractor. The Contractor shall be responsible for compliance with all applicable state and federal laws and may wish to consult with the US Fish and Wildlife Service to seek protection under Section 10 of the Endangered Species Act for these activities.

### **ACCESS TO RECORDS**

The contractor, as defined in KRS 45A.030 (9) agrees that the contracting agency, the Finance and Administration Cabinet, the Auditor of Public Accounts, and the Legislative Research Commission, or their duly authorized representatives, shall have access to any books, documents, papers, records, or other evidence, which are directly pertinent to this contract for the purpose of financial audit or program review. Records and other prequalification information confidentially

disclosed as part of the bid process shall not be deemed as directly pertinent to the contract and shall be exempt from disclosure as provided in KRS 61.878(1)(c). The contractor also recognizes that any books, documents, papers, records, or other evidence, received during a financial audit or program review shall be subject to the Kentucky Open Records Act, KRS 61.870 to 61.884.

In the event of a dispute between the contractor and the contracting agency, Attorney General, or the Auditor of Public Accounts over documents that are eligible for production and review, the Finance and Administration Cabinet shall review the dispute and issue a determination, in accordance with Secretary's Order 11-004.

April 30, 2018

## **SPECIAL NOTE FOR RECIPROCAL PREFERENCE**

### **RECIPROCAL PREFERENCE TO BE GIVEN BY PUBLIC AGENCIES TO RESIDENT BIDDERS**

By reference, KRS 45A.490 to 45A.494 are incorporated herein and in compliance regarding the bidders residency. Bidders who want to claim resident bidder status should complete the Affidavit for Claiming Resident Bidder Status along with their bid in the electronic bidding software. Submittal of the Affidavit should be done along the bid in Bid Express.

April 30, 2018



## SPECIAL NOTES FOR SLIDE REPAIR DRILLED RAILROAD RAILS

---

### I. DESCRIPTION

Except as provided herein, perform all work in accordance with the Department's 2019 Standard and Supplemental Specifications, Special Provisions and Special Notes, and Standard and Sepia Drawings, current editions. Article references are to the Standard Specifications. Perform the following work:

(1) Maintain and Control Traffic; (2) Site Preparation and Erosion control; (3) Excavation; (4) Furnish and install Drilled Railroad Rails; (5) Furnish and install wall cribbing; (6) Place geotextile fabric and backfill the cribbed railroads rails; (7) Reconstruct shoulders; (8) Remove guardrail; (9) Construct Guardrail; (10) Staking; (11) Restoration and final dressing; and (12) All other work required by the contract.

### II. MATERIALS & EQUIPMENT

Except as provided herein or as directed by the Engineer, the Department will sample and test all materials in accordance with the Department's Sampling Manual. Make the materials available for sampling a sufficient time in advance of the use of the materials to allow for the necessary time for testing unless otherwise specified in these Notes.

**A. Maintain and Control Traffic.** See Traffic Control Plan.

**B. Erosion Control.** See Special Note for Erosion Control.

**C. Railroad Rails.** Furnish new or recycled used railroad rails classified with a nominal weight of 132 lb/yd or greater. Use only visibly straight new or recycled railroad rails with no splices. The Engineer will verify rail nominal weights by manufacturer's stamp. Provide Certification for nominal weight if the manufacturer's stamp is unidentifiable.

**D. Wall Cribbing.** Furnish Steel "W" Beam Guardrail elements, new or used, in 12.5 foot lengths. Use only structurally sound and rust free straight elements. The Engineer will use visual inspection to determine acceptability. The Engineer may approve other material deemed by the Engineer to be capable of permanently restraining the granular backfill.

**E. Backfill Material for Drilled Sockets.** Furnish the following for backfill material for drilled sockets: concrete; free flowing sand; pea gravel; crushed limestone; or crushed sandstone. Use backfill material with one hundred percent (100%) passing a one-half (1/2) inch sieve. Do not use auger tailings. The Engineer will use visual inspection and/or material testing, as applicable to determine acceptability.

Special Note for Slide Repair  
Page 2 of 6

**F. Backfill for Crib Wall.** Furnish Crushed Limestone Size No. 2 or Size No. 23 meeting the requirements of Section 805. The Engineer will use visual inspection and/or material testing to determine acceptability.

**G. Seeding and Protection.** Furnish Seed Mixture No. 1. See Special Note for Erosion Control.

**H. Geotextile Fabric.** Furnish Geotextile Fabric Class 1 according to Section 843.

**I. Guardrail.** See Special Note for Guardrail.

**J. Offset Drill.** Use a truck or track mounted drill capable of drilling a 9-5/8 to 12 inch diameter hole as required by the railroad rails diameter in soil rock, and capable of installing the railroad steel up to forty (40) feet in length and weighing up to 140 lbs. per linear yard minimum. Equip the drill with rigging to lift entire lengths of rail and place and seat in the bottom of drilled holes. The drill must be capable of drilling and installing railroad rails in a double or triple row arrangement if necessary (see Figure 3). Drill must be capable to reach out (offset) a minimum of 6 (six) feet from side of drill carrier vehicle to center of drilled hole and be capable of installing the drilled steel a minimum of 4 feet from paved shoulder. Drill rig configuration should minimize protruding into opposing lane of traffic, allowing opposite lane of traffic to remain open as much as possible.

### III. CONSTRUCTION METHODS

**A. Maintain and Control Traffic.** See Traffic Control Plan.

**B. Staking.** See Special Note for Staking,

**C. Erosion Control.** See Special Note for Erosion Control.

**D. Site Preparation.** Be responsible for all site preparation, including but not limited to, clearing and grubbing and removing trees or stumps; excavation, embankment, and removal of all obstructions or any other items; regrading, reshaping, adding and compacting of suitable materials on the existing shoulders to provide proper template or foundation for the guardrail; temporary pollution and erosion control; disposal, of excess and waste materials and debris; and final dressing, cleanup, and seeding and protection. The Department has not determined the area to be Cleared and Grubbed and the bidder must draw his own conclusions. If roadway signs are in the drilled areas, be responsible for removing, storing, protecting, and resetting the signs. Cover any remaining signs that are not applicable during construction. Replace signs damaged by Contractor's operations or negligence at no additional cost to the Department.

Special Note for Slide Repair  
Page 3 of 6

**E. Drilled Railroad Rails.** See attached summary for site locations and estimated quantities of materials required. Contrary to the attached tables and drawings for drilled railroad rails, install only one (1) row of railroad rails on three (3) foot centers. The Department has not determined the depth to solid rock and the bidder must draw his own conclusions.

**THE DEPARTMENT WILL ALLOW ABSOLUTELY NO CHANGE IN SCOPE OF WORK OR INCREASE IN QUANTITIES WITHOUT PRIOR WRITTEN APPROVAL FROM THE SECTION ENGINEER OR THE DISTRICT ENGINEER. THE DEPARTMENT WILL NOT BE LIABLE FOR PAYMENTS DUE TO UNAUTHORIZED ADDITIONAL WORK.**

Install railroad rail piling in drilled sockets in rock or stable material under the landslides (see Figure 1) or the eroded areas (see Figure 2) as project location dictates or as directed by the Engineer. Drill the socket and install the railroad rails into holes at slide locations. Drill sockets into solid rock, if possible. The Department will monitor each hole, which will serve as a sounding for the rail to be installed in it. Embed the railroad rail into solid rock no less than one-half the free end length of the rail (See figure 1 and figure 2). If solid rock cannot be obtained, the Engineer will determine the length of embedment required in other stable foundation. Allow adequate size of the drilled socket to allow free insertion of the railroad rail, but the maximum socket size is 1 foot in diameter.

After drilling each hole, immediately install railroad rail with the flanges positioned perpendicular to the direction of the landslide or break (see Figure 3, Case II and Case III). Determine the length of rail needed to reestablish pavement and shoulder typical section. Install rails into the drilled holes and seat the rail to provide firm bearing in the bottom of drilled holes. Cut off excess rail flush with the proposed ground line. Use cutoffs elsewhere in the project if possible; retain possession of unusable cutoffs.

After installing each railroad rail, immediately backfill the drilled hole with the approved materials. Shovel the backfill material into the hole in small amounts. Avoid bridging between the rail and the sides of the hole. Do not use auger tailings as backfill material.

If double or triple rows are required, when approved stagger the rows to obtain the required spacing. Keep the spacing between the rows of rails as close as is practical; do not space between the rows of more than two (2) feet, if possible. See Figure 3 Case II and Case III for the diagrams showing two (2) or three (3) rows of rails. Select the spacing as per Table 1 for all 132 pounds per yard rail or greater. The Department shall approve the selection prior to work being performed.

Special Note for Slide Repair  
Page 4 of 6

**F. Installation of Wall Cribbing.** Crib any exposed portion of railroad rail before placing backfill. Install cribbing as shown on Figure 1 or Figure 2 and the typical section or as directed by the Engineer. Extend wall cribbing two (2) feet below the existing ground line or 10 feet below the proposed roadway elevation, whichever is deeper. If bedded rock is encountered, install the cribbing to the bedded rock only. Install wall cribbing on the railroad rail piling. Lap, bolt or weld, and attach cribbing solid to the drilled railroad rails. The Engineer may direct changes to these procedures.

**G. Excavation and Backfill for Embankment Repair.** Excavate each repair area as directed by the Engineer to provide a platform for drilling the used railroad rails; place cribbing and granular backfill; and excavation as necessary for slopes, ditches, shoulders, and drainage. Limit damage to or removal of the existing pavement. The Engineer may direct that the excavating equipment bucket size and width be adjusted minimizing damage to the pavement, utilities, drill steel, etc. After drilling, place geotextile fabric, and then backfill behind cribbed railroad rails. Construct backfill up to approximately four (4) inches below the existing pavement elevation. Place the backfill in lifts of two (2) feet or less in such a way as to limit settlement to the area and tamp with excavator bucket. Roll the final lift with excavation equipment to ensure the backfill is fully compacted.

The Department will prepare the shoulder with DGA up to the approximate existing pavement elevation and width of the surrounding typical section or to a minimum width of four (4) feet at each slide location. Do not pond water on the shoulder area or at the shoulder edge. Allow the Department to reconstruct the shoulder before installing guardrail. If required, asphalt paving will be by others.

**H. Guardrail.** See Special Note for Guardrail.

**I. Restoration, Final Dressing, Seeding and Protection.** Do not use excavated spoil material from the site as fill material. Warp and tie slopes into adjacent undisturbed slopes and ditches. Provide positive drainage upon completion of construction. Apply Final Dressing Class A to all disturbed earthen areas, both on and off the right-of-way. Sow with Seed Mixture No. 1.

**J. Disposal of Waste.** Waste debris from tree and brush removal and excavation on the Right-of-Way at locations designate by the Engineer. Do not use excavation from the site as fill material or waste in flood prone areas or streams. If suitable locations do not exist dispose of the debris at sites off the Right-of-Way obtained by the Contractor at no additional cost to the Department. Dispose of all removed concrete and other waste and debris off the Right-of-Way at sites obtained by the Contractor at no additional cost to the Department. See Special Note for Waste and Borrow.

Special Note for Slide Repair  
Page 5 of 6

**K. On-Site Inspection.** Make a thorough inspection of the site prior to submitting a bid and be thoroughly familiar with the existing conditions so that the work can be expeditiously performed after a contract is awarded. The Department will consider submission of a bid evidence of this inspection having been made.

**L. Right of Way Limits.** The Department has not established exact limits of the Right-of-Way. Limit work activities to obvious Right-of-Way, permanent or temporary easements, and work areas secured by the Department through consent and release of the adjacent property owners. Be responsible for all encroachments onto private lands.

**M. Property Damage.** Be responsible for all damage to public and/or private property resulting from the work. Restore damaged roadway features and private property at no additional cost to the Department.

**N. Coordination with Utility Companies.** Locate all underground, above ground and overhead utilities prior to beginning construction. Be responsible for contacting and maintaining liaison with all utility companies that have utilities located within the project limits. Do not disturb existing overhead or underground utilities. It is not anticipated that any utility facilities will need to be relocated and/or adjusted; however, in the event that it is discovered that the work does require that utilities be relocated and/or adjusted, the utility companies will work concurrently with the Contractor while relocating their facilities. Be responsible for repairing all utility damage that occurs as a result of the Contractor's operations at no additional cost to the Department. See Utility Impact Statement.

**O. Final Dressing, Clean Up, and Seeding and Protection.** Apply Class A Final Dressing to all disturbed areas, both on and off the Right-of-Way. Sow all disturbed earthen areas according to the Special Note for Erosion Control.

#### IV. METHOD OF MEASUREMENT

**A. Maintain and Control Traffic.** See Traffic Control Plan.

**B. Site Preparation.** The Department will measure Site Preparation as a single Lump Sum for the sites listed for payment. The Department will not measure Clearing and Grubbing, Removing trees or stumps, Final Dressing, Seeding and Protection, and Waste Disposal, but shall be incidental to Site Preparation.

**C. Erosion Control.** See Special Note for Erosion Control.

**D. Railroad Rails-Drilled.** The Department will measure Drilled Railroad Rails in Linear Feet of finished in-place length. The Department will not measure cutoffs, excess, and waste. If the Engineer determines from the sounding obtained at a drilled socket that railroad rail piling cannot be used in that socket, the Department will measure the depth of the socket, and 50% of the depth shall be paid as "Railroad Rails-Drilled".

Special Note for Slide Repair  
Page 6 of 6

**E. Wall Cribbing.** The Department will measure Cribbing in square feet of finished in-place area. The Department will not measure laps, cutoffs, excess, and waste.

**F. Geotextile Fabric Class 1.** See Section 214.04. The Department will field measure the quantity in square yards of finished in place area. The Department will not measure laps, seams, cut offs, excess, or waste.

**G. Excavation and Backfill.** The Department will field measure Excavation and Backfill in cubic yards according to Section 204.04.08.

**V. BASIS OF PAYMENT**

**A. Maintain and Control Traffic.** See Traffic Control Plan.

**B. Site Preparation.** Accept payment at the Contract Lump Sum unit price as full compensation for all materials, labor, and equipment for all site preparation, including but not limited to, clearing and grubbing, removing trees or stumps, excavation, embankment, and removal of all obstructions or any other items; disposal, of excess and waste materials and debris; and final dressing, cleanup, and seeding and protection.

**C. Erosion Control.** See Special Note for Erosion Control.

**D. Railroad Rail-Drilled.** Accept payment at the Contract unit price as full compensation for all materials, labor, equipment, and incidentals for drilling the socket, furnishing and installing the railroad rails, and backfilling the socket around the installed rail.

**E. Wall Cribbing.** Accept payment at the Contract unit price as full compensation for all materials, labor, equipment, and incidentals for furnishing, installing, and attaching the cribbing on the drilled railroad rails.

**F. Geotextile Fabric Class 1.** Accept payment at the Contract unit price as full compensation for all materials, labor, equipment, and incidentals for furnishing and installing the Geotextile Fabric.

**G. Excavation and Backfill.** Accept payment at the Contract unit price as full compensation for all materials, labor, equipment, and incidentals for excavating and backfilling the cribbed railroad rails.

## **SPECIAL NOTE FOR CONTRACTOR STAKING**

---

Contrary to Section 201, perform only the following items:

1. Be responsible for field layout of the drilled railroad rails on designated spacing; and
2. Control the drilling and setting of the railroad rails to ensure the rails are plumb and installed at the designated spacing; and
3. Determine the height of rail that is needed to reestablish pavement and shoulder typical section and mark cut-offs; and
4. Establish proper slope elevations and ratios, shoulder widths, existing ditch profile, and final ditch profile to insure positive drainage during and upon completion of construction.

Contrary to Section 201, the Department will not measure Contractor Staking for separate payment, but shall be incidental to the applicable items of the work.

Except as provided herein, the Department will perform Staking.

## **SPECIAL PROVISION FOR WASTE AND BORROW SITES**

Obtain U.S. Army Corps of Engineer's approval before utilizing a waste or borrow site that involves "Waters of the United States". The Corps of Engineers defines "Waters of the United States" as perennial or intermittent streams, ponds or wetlands. The Corps of Engineers also considers ephemeral streams, typically dry except during rainfall but having a defined drainage channel, to be jurisdictional waters. Direct questions concerning any potential impacts to "Waters of the United States" to the attention of the appropriate District Office for the Corps of Engineers for a determination prior to disturbance. Be responsible for any fees associated with obtaining approval for waste and borrow sites from the U.S. Army Corps of Engineer or other appropriate regulatory agencies.

1-296 Waste & Borrow Sites  
01/02/2012



## **COORDINATION OF WORK WITH OTHERS**

---

Be advised, there may be active project(s) adjacent to or within this project. These may be KYTC administered contracts, work being performed as part of a KYTC issued encroachment permit, or work being performed by Department forces. The Engineer will coordinate the work of any other Contractors, permit holders, or the Department' forces. See Sections 105.06, 107.06 and 107.14 of the 2019 Standard Specifications.

## **SPECIAL NOTE FOR SHOULDERING BY THE DEPARTMENT**

---

The Department will complete the shoulders, including regrading, reshaping, adding, and compacting of suitable materials on the existing shoulders to provide proper template or foundation.

Notify the Engineer in writing a minimum of two (2) weeks prior to beginning any work on the project. The Engineer will coordinate the Department's operations with the Contractor's work.

1-3255 Shouldering by Dept  
01/02/2012

## SPECIAL NOTES FOR GUARDRAIL

---

### I. DESCRIPTION

Except as specified herein, perform all work in accordance with the Department's 2019 Standard and Supplemental Specifications and Standard and Sepia Drawings, current editions. Article references are to the Standard Specifications.

Furnish all equipment, labor, materials, and incidentals for the following work items:

(1) Site preparation; (2) Remove existing guardrail systems; (3) Construct new guardrail systems; (4) Furnish and install delineators for guardrail; (5) Maintain and control traffic; and (6) All other work specified as part of this contract.

### II. MATERIALS

Except as specified herein, provide for all materials to be sampled and tested in accordance with the Department's Sampling Manual and make the materials available for sampling a sufficient time in advance of the use of the materials to allow for the necessary time for testing.

**A. Maintain and Control Traffic.** See Traffic Control Plan.

**B. Guardrail-Steel W Beam-Single Face.** See Section 814, except use steel posts only, no alternates

**C. Delineators for Guardrail.** Furnish Delineators for Guardrail according to Standard Drawing RBR-055-01.

**D. Erosion Control.** See Special Notes for Erosion Control.

### III. CONSTRUCTION METHODS

**A. Maintain and Control Traffic.** See Traffic Control Plan.

**B. Site Preparation.** Be responsible for all site preparation, including but not limited to, clearing and grubbing, excavation, embankment, and removal of all obstructions or any other items; regrading, reshaping, adding and compacting of suitable materials on the existing shoulders to provide proper template or foundation for the guardrail; filling voids left as the result of removing existing guardrail and guard posts with dry sand; temporary pollution and erosion control; disposal, of excess and waste materials and debris; and final dressing, cleanup, and seeding and protection. Perform all site preparation as approved or directed by the Engineer.

Guardrail  
Page 2 of 3

**C. Remove Guardrail.** See Sections 719.03.03 and 719.03.07.

**D. Guardrail-Steel W Beam- Single Face.** Construct Guardrail according to Section 719 and the Standard and Sepia Drawings. Consider locations listed on the summary and/or shown on the drawings to be approximate only. The Engineer will determine the exact termini for individual guardrail installations at the time of construction. Unless directed otherwise by the Engineer, match the existing shoulder width.

Erect guardrail to the lines and grades shown on current Standard Drawings or as directed by the Engineer by any method approved by the Engineer that allows construction of the guardrail to the true grade without apparent sags.

When installing new guardrail, do not leave the blunt end exposed where it would be hazardous to the public. When it is not practical to complete the construction of the guardrail and the permanent end treatments and terminal sections first, provide a temporary end by connecting at least 25 feet of rail to the last post, and by slightly flaring, and burying the end of the rail completely into the existing shoulder. If left overnight, place a drum with bridge panel in advance of the guardrail end and maintain during use.

**E, Delineators for Guardrail.** Install delineators for guardrail according to Standard Drawing RBR-055-01.

**F Property Damage.** Be responsible for all damage to public and/or private property resulting from the work. Restore damaged roadway features and private property at no additional cost to the Department.

**G. Coordination with Utility Companies.** Locate all underground, above ground and overhead utilities prior to beginning construction. Be responsible for contacting and maintaining liaison with all utility companies that have utilities located within the project limits. Do not disturb existing overhead or underground utilities. It is not anticipated that any utility facilities will need to be relocated and/or adjusted; however, in the event that it is discovered that the work does require that utilities be relocated and/or adjusted, the utility companies will work concurrently with the Contractor while relocating their facilities. Be responsible for repairing all utility damage that occurs as a result of guardrail operations at no additional cost to the Department.

**H. Right of Way Limits.** The Department has not established exact limits of the Right-of-Way. Limit work activities to obvious Right-of-Way, permanent or temporary easements, and work areas secured by the Department through consent and release of the adjacent property owners. Be responsible for all encroachments onto private lands.

**I. Disposal of Waste.** Dispose of all removed concrete, debris, and other waste and debris off the Right-of-Way at sites obtained by the Contractor at no additional cost to the Department. See Special Note for Waste and Borrow.

Guardrail  
Page 3 of 3

**J. Final Dressing, Clean Up, and Seeding and Protection.** Apply Class A Final Dressing to all disturbed areas, both on and off the Right-of-Way. Sow all disturbed earthen areas according to the Special Notes for Erosion Control.

**K. Erosion Control.** See Special Notes for Erosion Control.

**IV. METHOD OF MEASUREMENT**

**A. Maintain and Control Traffic.** See Traffic Control Plan.

**B. Site preparation.** The Department will measure Site Preparation as one (1) Lump Sum.

**C. Remove Guardrail.** See Section 719.04.08.

**D. Guardrail-Steel W Beam-Single Face.** See Section 719.04.

**E. Delineators for Guardrail.** See Standard Drawing RBR-055-01.

**F. Erosion Control.** See Special Notes for Erosion Control.

**V. BASIS OF PAYMENT**

**A. Maintain and Control Traffic.** See Traffic Control Plan.

**B. Site Preparation.** Accept payment at the Contract Lump Sum unit price as full compensation for all materials, labor, equipment, and incidentals for all site preparation, including but not limited to, clearing and grubbing, excavation, embankment, and removal of all obstructions or any other items; disposal, of excess and waste materials and debris; and final dressing, cleanup, and seeding and protection.

**C. Remove Guardrail.** See Section 719.05

**D. Guardrail-Steel W Beam-Single Face.** See Section 719.05.

**E. Delineators for Guardrail.** See Standard Drawing RBR-055-01.

**F. Erosion Control.** See Special Notes for Erosion Control.

### **SPECIAL NOTE FOR TYPICAL SECTION DIMENSIONS**

Consider the dimensions shown on the typical sections for pavement and shoulder widths and thickness' to be nominal or typical dimensions. The Engineer may direct or approve varying the actual dimensions to be constructed to fit existing conditions. Do not widen existing pavement or shoulders unless specified elsewhere in this proposal or directed by the engineer.

1-3725 Typical Section Dimensions  
01/02/2012

## **TRAFFIC CONTROL PLAN FOR SLIDE CORRECTION**

---

### **TRAFFIC CONTROL GENERAL**

Except as specified herein, maintain and control traffic in accordance with the 2019 Standard and Supplemental Specifications, Special Notes and Special Provisions, and the Standard and Sepia Drawings, current editions. Except for the roadway and traffic control bid items listed, furnish all other items necessary to maintain and control traffic incidental to the Contract lump sum price Maintain and Control Traffic.

Contrary to Section 106.01, furnish new, or used in like new condition, traffic control devices, at the beginning of the work and maintain the devices in like new condition until completion of the work.

### **PROJECT PHASING & CONSTRUCTION PROCEDURES**

At the discretion of the Engineer, the Department may specify days and hours when lane or shoulder closures will not be allowed. Prior to beginning work at each site, provide a proposed lane closure and work schedule for the approval of the Engineer. The Department will provide public notification. Notify the Engineer immediately and obtain prior approval of any proposed deviations from the approved schedule.

Maintain alternating one-way traffic during construction. Unless directed otherwise by the Engineer, provide a minimum clear lane width of eight (8) feet, but make provision for passage of vehicles of up to sixteen (16) feet in width. If traffic is stopped due to construction operations, and a school bus on an official run arrives on the scene, immediately make provisions for the passage of the bus.

### **LANE & SHOULDER CLOSURES**

Do not leave lane closures in place during non-working hours

Do not store equipment or materials on shoulders during non-working hours.

### **CHANGEABLE MESSAGE SIGNS**

If deemed necessary by the Engineer, the Department will furnish, operate, and maintain Changeable Message Signs.

## Traffic Control Plan for Slide Correction

### Page 2 of 3

## **SIGNS**

The Engineer may require additional signing and/or traffic control devices in addition to the items shown on the Standard Drawings. Sign posts and splices shall be compliant with NCHRP 350 or MASH. Manufacturer's documentation validating this compliance shall be provided to the Engineer prior to installation. Signs, including any splices, shall be installed according to manufacturer's specifications and installation recommendations. Contrary to section 112.04.02, the Department will measure only long term signs (signs intended to be continuously in place for more than 3 days) for payment. The Department will not measure; short term signs (signs intended to be left in place for 3 days or less) for payment, but shall be incidental to Maintain and Control Traffic. Contrary to Section 112.04.02, the Department will measure individual signs only once for payment, regardless of how many times they are erected or relocated. The Department will not measure replacements for damaged signs directed by the Engineer to be replaced due to poor condition or reflectivity.

## **BARRICADES**

The Department will not measure Barricades used in lieu of barrels and cones for channelization or delineation, but shall be incidental to Maintain and Control Traffic according to Section 112.04.01. The Department will measure Barricades used for protection of pavement and shoulder removal areas according to Section 112.04.04. Retain possession of the barricades upon completion of the work.

## **PAVEMENT EDGE DROP-OFFS**

Do not allow a difference in elevation of a pavement edge between opposing directions of traffic or lanes that traffic is expected to cross in a lane change situation greater than 1½". Place warning signs ((MUTCD W8-9, W8-9A, or W8-11) in advance of and at 1500 feet intervals throughout the drop-off area. Dual post the signs on both sides of the traveled way. Wedge transverse transitions between that traffic may cross with asphalt mixture for leveling and wedging or DGA.

Treat pavement edges that traffic is not expected to cross, except accidentally, as follows:

Less than 2" - No protection required.

2" to 4" - Place plastic drums, vertical panels, or barricades every 50 feet. The Engineer will allow cones to be used in lieu of plastic drums, panels, and barricades during daylight working hours only. Wedge drop-offs within 10 feet of traffic with DGA or asphalt mixture for leveling and wedging as directed or approved by the Engineer with a 1:1 or flatter slope in daylight working hours, or 3:1 or flatter slope during nighttime hours or when work is not active in the drop-off area.



Traffic Control Plan for Slide Correction  
Page 3 of 3

Greater than 4" – Protect drop-offs greater than 4 inches within 10 feet of traffic by placing drums, vertical panels, or barricades every 25 feet. The Engineer will not allow the use of cones in lieu of drums, vertical panels, or barricades for drop-offs greater than 4". Place Type III Barricades directly in front of the drop-off facing on coming traffic in both directions of travel. Provide warning signs as shown on the Standard Drawings or as directed by the Engineer.

Bicyclists and Pedestrians – Protect bicyclists and pedestrians as directed by the Engineer.

Guardrail – Protect locations with removed and and/or partially completed guardrail installations with a shoulder closure during non-working hours.

## **SPECIAL NOTE FOR EROSION CONTROL**

---

### **I. DESCRIPTION**

Perform all erosion and water pollution control work in accordance with the Department's Standard and Interim Supplemental Specifications, Special Provisions and Special Notes, and Standard and Sepia Drawings, current editions, and as directed by the Engineer. Section references are to the Standard Specifications. This work shall consist of:

(1) Developing and preparing a Best Management Practices Plan (BMP) tailored to suit the specific construction phasing for each site within the project; (2) Preparing the project site for construction, including locating, furnishing, installing, and maintaining temporary and/or permanent erosion and water pollution control measures as required by the BMP prior to beginning any earth disturbing activity on the project site; (3) Clearing and grubbing and removal of all obstructions as required for construction; (4) Removing all erosion control devices when no longer needed; (5) Restoring all disturbed areas as nearly as possible to their original condition; (6) Preparing seedbeds and permanently seeding all disturbed areas; (7) Providing a Kentucky Erosion Prevention and Sediment Control Program (KEPSC) qualified inspector; and (8) Performing any other work to prevent erosion and/or water pollution as specified by this contract, required by the BMP, or as directed by the Engineer.

### **II. MATERIALS**

Furnish materials in accordance with these notes, the Standard Specifications and Interim Supplemental Specifications, and applicable Special Provisions and Special Notes, and Standard and Sepia Drawings, current editions. Provide for all materials to be sampled and tested in accordance with the Department's Sampling Manual. Unless directed otherwise by the Engineer, make the materials available for sampling a sufficient time in advance of the use of the materials to allow for the necessary time for testing.

### **III. CONSTRUCTION**

Be advised, these Erosion Control Plan Notes do not constitute a BMP plan for the project. Jointly with the Engineer, prepare a site specific BMP plan for each drainage area within the project in accordance with Section 213. Provide a unique BMP at each project site using good engineering practices taking into account existing site conditions, the type of work to be performed, and the construction phasing, methods and techniques to be utilized to complete the work. Be responsible for all erosion prevention, sediment control, and water pollution prevention measures required by the BMP for each site. Represent and warrant compliance with the Clean Water Act (33 USC Section 1251 et seq.), the 404 Permit, the 401 Water Quality Certification, and applicable state and

## Erosion Control

### Page 2 of 4

local government agency laws, regulations, rules, specifications, and permits. Contrary to Section 105.05, in case of discrepancy between these notes, the Standard Specifications, Interim Supplemental Specifications, Special and Special Notes, Standard and Sepia Drawings, and such state and local government agency requirements, adhere to the most restrictive requirement.

Conduct operations in such a manner as to minimize the amount of disturbed ground during each phase of the construction and limit the haul roads to the minimum required to perform the work. Preserve existing vegetation not required to be removed by the work or the contract. Seed and/or mulch disturbed areas at the earliest opportunity. Use silt fence, silt traps, temporary ditches, brush barriers, erosion control blankets, sodding, channel lining, and other erosion control measures in a timely manner as required by the BMP and as directed or approved by the Engineer. Prevent sediment laden water from leaving the project, entering an existing drainage structure, or entering a stream.

Provide for erosion control measures to be in place and functioning prior to any earth disturbance within a drainage area. Compute the volume and size of silt control devices necessary to control sediment during each phase of construction. Remove sediment from silt traps before they become a maximum of ½ full. Maintain silt fence by removing accumulated trappings and/or replacing the geotextile fabric when it becomes clogged, damaged, or deteriorated, or when directed by the Engineer. Properly dispose of all materials trapped by erosion control devices at approved sites off the right of way obtained by the Contractor at no additional cost to the Department (See Special Note for Waste and Borrow).

As work progresses, add or remove erosion control measures as required by the BMP applicable to the Contractor's project phasing and construction methods and techniques. Update the volume calculations and modify the BMP as necessary throughout the duration of the project. Ensure that an updated BMP is kept on site and available for public inspection throughout the life of the project.

After all construction is complete, restore all disturbed areas in accordance with Section 212. Completely remove all temporary erosion control devices not required as part of the permanent erosion control from the construction site. Prior to removal, obtain the Engineer's concurrence of items to be removed. Grade the remaining exposed earth (both on and off the Right-of-Way) as nearly as possible to its original condition, or as directed by the Engineer. Prepare the seed bed areas and sow all exposed earthen areas with the applicable seed mixture(s) according to Section 212.03.03.

#### IV. MEASUREMENT

**Erosion Control Blanket.** If required by the BMP, the Department will measure Erosion Control Blanket according to Section 212.04.07.

**Sodding.** If required by the BMP, the Department will measure Sodding according to Section 212.04.08.

**Channel Lining.** If required by the BMP, the Department will measure Channel Lining according to Sections 703.04.04-703.04.07.

**Erosion Control.** Contrary to Sections 212.04, 213.04, and 703.04 other than Erosion Control Blankets, Sodding, and Channel Lining, the Department will measure Erosion Control as one lump sum. The Department will not measure developing, updating, and maintaining a BMP plan for each site; providing a KEPSC qualified inspector; locating, furnishing, installing, inspecting, maintaining, and removing erosion and water pollution control items; Roadway Excavation, Borrow Excavation, Embankment In Place, Topsoil Furnished and Placed, and Spreading Stockpiled Topsoil; Topdressing Fertilizer, Temporary and Permanent Seeding and Protection, Special Seeding Crown Vetch, and Temporary Mulch; Sedimentation Basin and Clean Sedimentation Basin, Silt Trap Type "A" and Clean Silt Trap Type "A"; Silt Trap Type "B" and Clean Silt Trap Type "B"; Silt Trap Type "C" and Clean Silt Trap Type "C"; Temporary Silt Fence and Clean Temporary Silt Fence; Plants, Vines, Shrubs, and Trees; Gabion and Dumped Stone Deflectors and Riffle Structures; Boulders; Temporary Ditches and clean Temporary Ditches; Geotextile Fabric, and all other erosion and water pollution control items required by the BMP or the Engineer, but shall be incidental to Erosion Control.

#### V. Basis of Payment

**Erosion Control Blanket.** If not listed as a bid item, but required by the BMP, the Department will pay for Erosion Control Blankets as Extra Work according to Sections 104.03 and 109.04.

**Sodding.** If not listed as a bid item, but required by the BMP, the Department will pay for Sodding as Extra Work according to Sections 104.03 and 109.04.

**Channel Lining.** If not listed as a bid item, but required by the BMP, the Department will pay for Channel Lining as Extra Work according to Sections 104.03 and 109.04.

Erosion Control  
Page 4 of 4

**Erosion Control.** Contrary to Sections 212.05 and 213.05, other than Erosion Control Blanket, Sodding, and Channel Lining, payment at the Contract lump sum price for Erosion Control, shall be full compensation for all materials, equipment, labor and incidentals necessary to complete the erosion and water pollution control work as specified in these notes, Sections 212 and 213, the Supplemental Specifications, applicable Special Provisions and Special Notes, and Standard and Sepia Drawings, including but not limited to developing, updating, and maintaining a BMP plan for each site; providing a KEPSC qualified inspector; locating, furnishing, installing, inspecting, maintaining, and removing erosion and water pollution control items; Roadway Excavation, Borrow Excavation, Embankment In Place, Topsoil Furnished and Placed, and Spreading Stockpiled Topsoil; Topdressing Fertilizer, Temporary and Permanent Seeding and Protection, Special Seeding Crown Vetch, and Temporary Mulch; Sedimentation Basin and Clean Sedimentation Basin, Silt Trap Type "A" and Clean Silt Trap Type "A"; Silt Trap Type "B" and Clean Silt Trap Type "B"; Silt Trap Type "C" and Clean Silt Trap Type "C"; Temporary Silt Fence and Clean Temporary Silt Fence; Plants, Vines, Shrubs, and Trees; Gabion and Dumped Stone Deflectors and Riffle Structures; Boulders; Temporary Ditches and clean Temporary Ditches; Geotextile Fabric and all other erosion and water pollution control items required by the BMP or the Engineer.

1-561 erosion Control Note for Maintenance Projects  
06/08/2012

FD51 - 098 - 0611 - 004 - 005

FD51-098-1384-002-004

MATERIAL SUMMARY

CONTRACT ID: 222092

098GR22P004-FD51

MP09806112201

POOR BOTTOM ROAD (KY 611) FROM 4.600 MILES NORTH OF KY 195 EXTENDING NORTH TO 1.37 MILES SOUTH OF US 23 FLOOD REPAIR FOR FEMA, A DISTANCE OF .02 MILES.

Project Line No	Bid Code	DESCRIPTION	Quantity	Unit
0005	01987	DELINEATOR FOR GUARDRAIL BI DIRECTIONAL WHITE	5.00	EACH
0010	02014	BARRICADE-TYPE III	2.00	EACH
0015	02351	GUARDRAIL-STEEL W BEAM-S FACE	187.50	LF
0020	02381	REMOVE GUARDRAIL	187.50	LF
0025	02562	TEMPORARY SIGNS	150.00	SQFT
0030	02602	FABRIC-GEOTEXTILE CLASS 1	551.00	SQYD
0035	02650	MAINTAIN & CONTROL TRAFFIC - KY 611	1.00	LS
0040	03234	RAILROAD RAILS-DRILLED	2,226.00	LF
0045	03235	EXCAVATION AND BACKFILL	346.00	CUYD
0050	03236	CRIBBING	2,446.00	SQFT
0055	20257NC	SITE PREPARATION - KY 611 SITES 1 & 2	1.00	LS
0060	21415ND	EROSION CONTROL - KY 611 SITES 1 & 2	1.00	LS
0065	02569	DEMOBILIZATION	1.00	LS

CONTRACT ID: 222092

098GR22P004-FD51

MP09813842201

HURRICANE CREEK ROAD (KY 1384) FROM 250 FEET WEST OF DAVIS ROAD EXTENDING EAST TO 50 FEET EAST OF WAGNER FORK FLOOD REPAIR FOR FEMA, A DISTANCE OF .93 MILES.

Project Line No	Bid Code	DESCRIPTION	Quantity	Unit
0070	01987	DELINEATOR FOR GUARDRAIL BI DIRECTIONAL WHITE	8.00	EACH
0075	02014	BARRICADE-TYPE III	6.00	EACH
0080	02351	GUARDRAIL-STEEL W BEAM-S FACE	212.50	LF
0085	02381	REMOVE GUARDRAIL	212.50	LF
0090	02562	TEMPORARY SIGNS	150.00	SQFT
0095	02602	FABRIC-GEOTEXTILE CLASS 1	491.00	SQYD
0100	02650	MAINTAIN & CONTROL TRAFFIC - KY 1384	1.00	LS
0105	03234	RAILROAD RAILS-DRILLED	2,070.00	LF
0110	03235	EXCAVATION AND BACKFILL	215.00	CUYD
0115	03236	CRIBBING	2,304.00	SQFT
0120	20257NC	SITE PREPARATION - KY 1384 SITE 1-3	1.00	LS
0125	21415ND	EROSION CONTROL - KY 1384 SITE 1-3	1.00	LS
0130	02569	DEMOBILIZATION	1.00	LS





GUARDRAIL SUMMARY - KY 611

NEW GUARDRAIL							REMOVE GUARDRAIL				
LANE	END TREAT.	BEGIN MILEPOINT	END MILEPOINT	END TREAT.	LIN FEET	REMARKS	LANE	BEGIN MILEPOINT	END MILEPOINT	LIN FEET	REMARKS
North Bound	Tie to Existing	4.600	4.627	Tie to Existing	150.0		North Bound	4.600	4.627	150.0	
North Bound	Tie to Existing	4.636	4.643	Tie to Existing	37.5		North Bound	4.636	4.643	37.5	

TOTAL = 187.5

TOTAL = 187.5

Site	Begin	End	Length (FT)	Cribbing		Excavation Width (FT)	Depth to Rock (FT)	Number of Rows	Rail Spacing (FT)	Cribbing Amount (SQ FT)	Drilled RR Rails (FT)	Excav. & Backfill (CU YD)	Geotextile Fabric Class 1 (SQ YD)			
				Depth (FT)	Excavation Depth (FT)											
1	2.640	2.656	85	10	3	20	1	3	1,020	900	95	217				
2	3.135	3.143	43	10	3	20	1	3	516	480	48	110				
3	3.547	3.559	64	10	3	20	1	3	768	690	72	164				
TOTALS													2,304	2,070	215	491

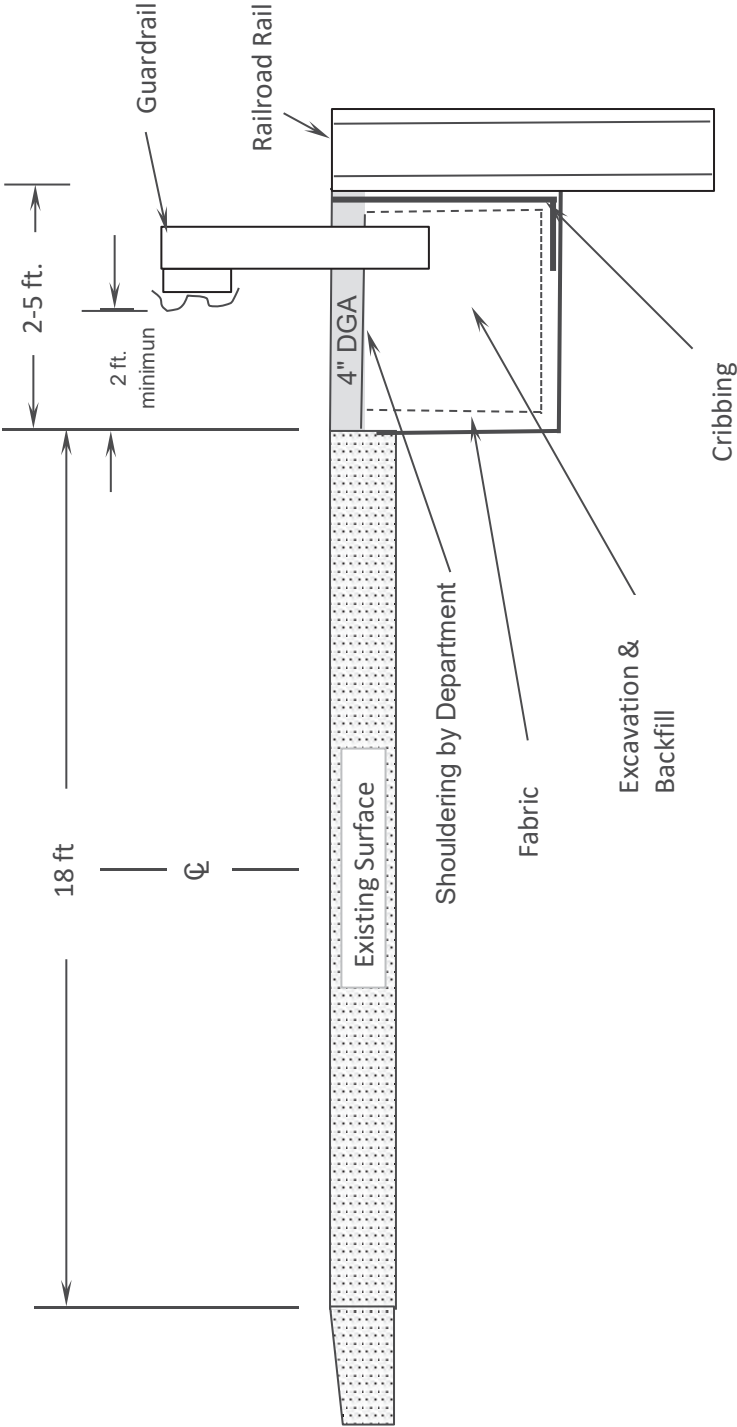
GUARDRAIL SUMMARY - KY 1384

NEW GUARDRAIL							REMOVE GUARDRAIL				
LANE	END TREAT.	BEGIN MILEPOINT	END MILEPOINT	END TREAT.	LIN FEET	REMARKS	LANE	BEGIN MILEPOINT	END MILEPOINT	LIN FEET	REMARKS
West Bound	Tie to Existing	2.640	2.656	Tie to Existing	87.5		West Bound	2.640	2.656	87.5	
West Bound	Tie to Existing	3.135	3.143	Tie to Existing	50.0		West Bound	3.135	3.143	50.0	
West Bound	Tie to Existing	3.547	3.559	Tie to Existing	75.0		West Bound	3.547	3.559	75.0	

TOTAL = 212.5

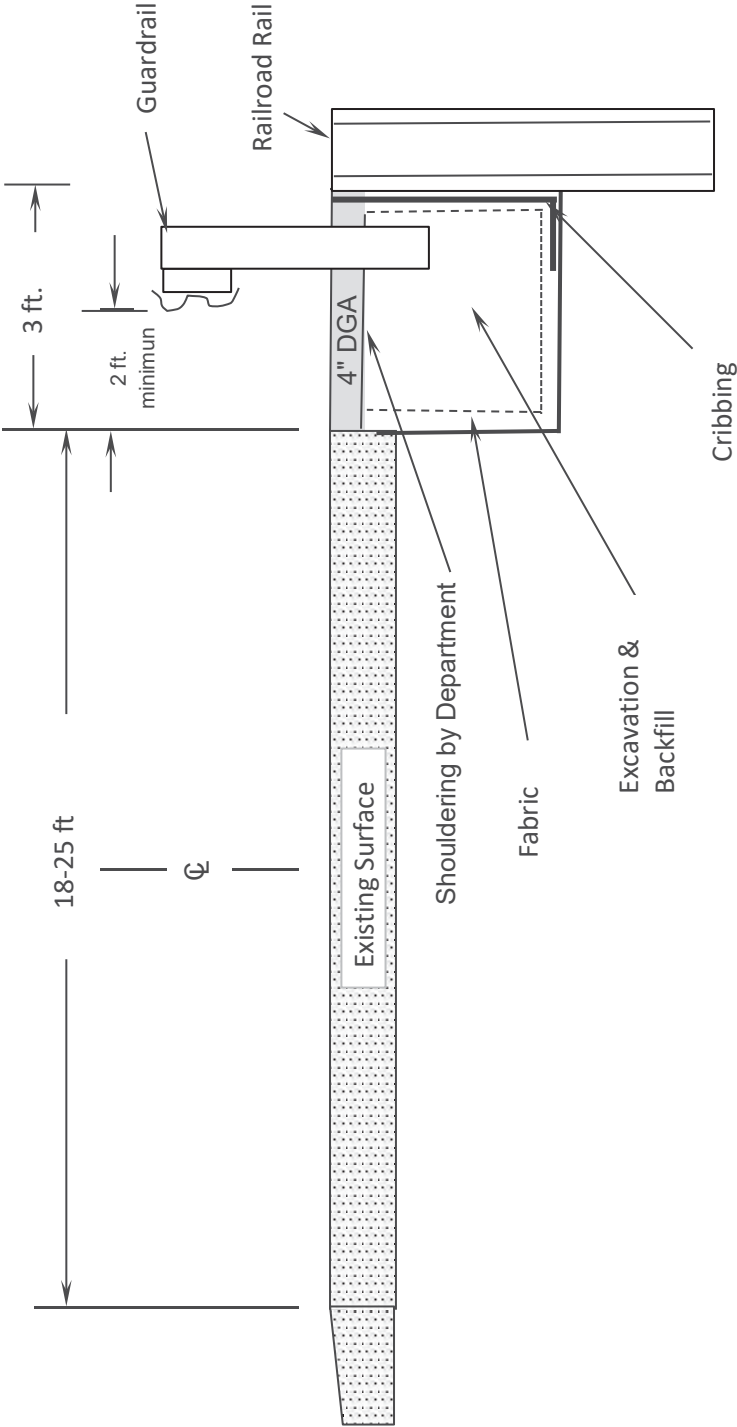
TOTAL = 212.5

TYPICAL SECTION  
KY 611

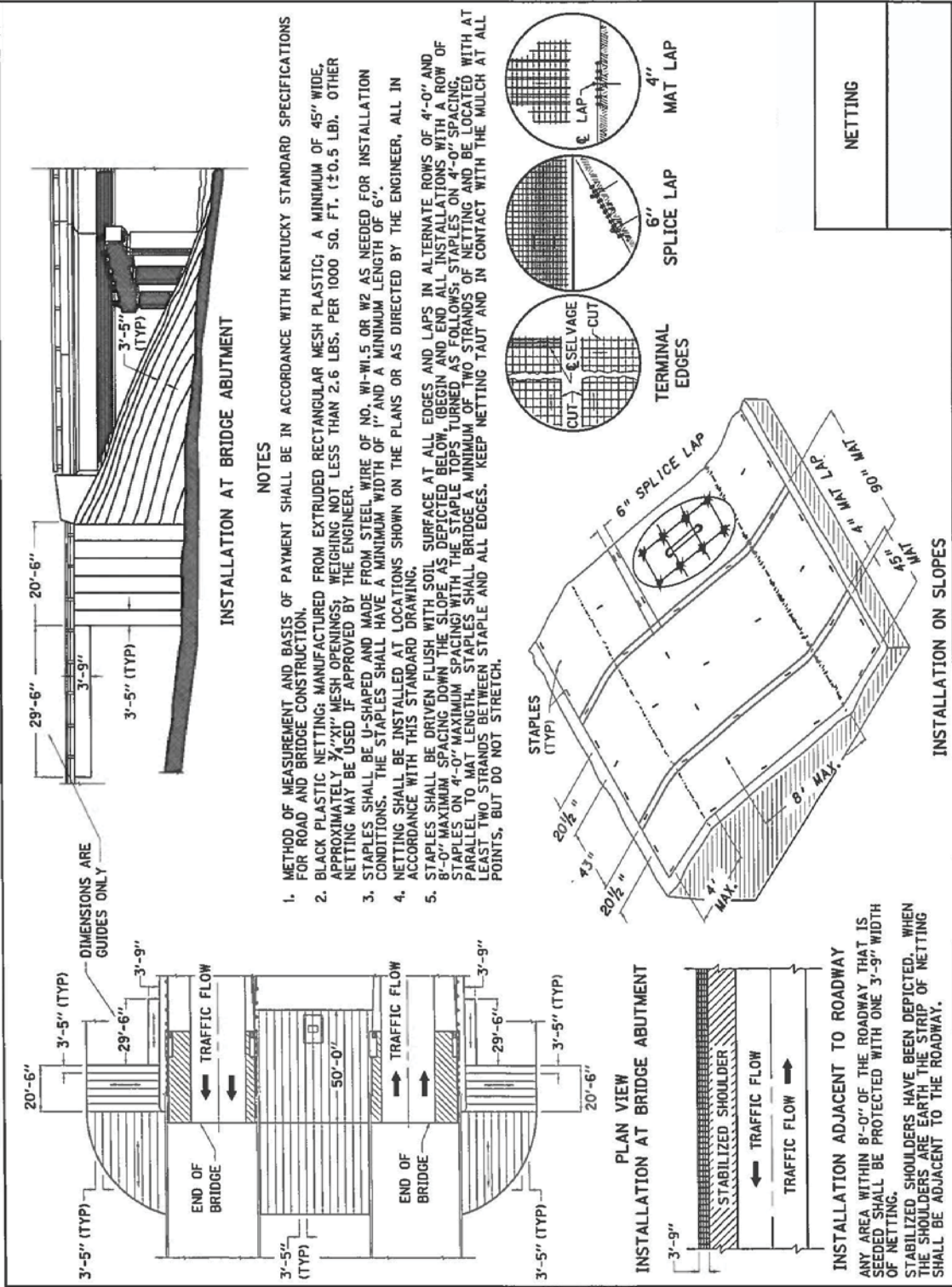


Notes: 1. Typical Right or Left  
2. N.T.S.

TYPICAL SECTION  
KY 1384



Notes: 1. Typical Right or Left  
2. N.T.S.



## TYPICAL SECTION DEPICTING INSTALLATION OF RECYCLED RAILROAD RAIL PLACED IN DRILLED SOCKET FOR LANDSLIDE CORRECTION

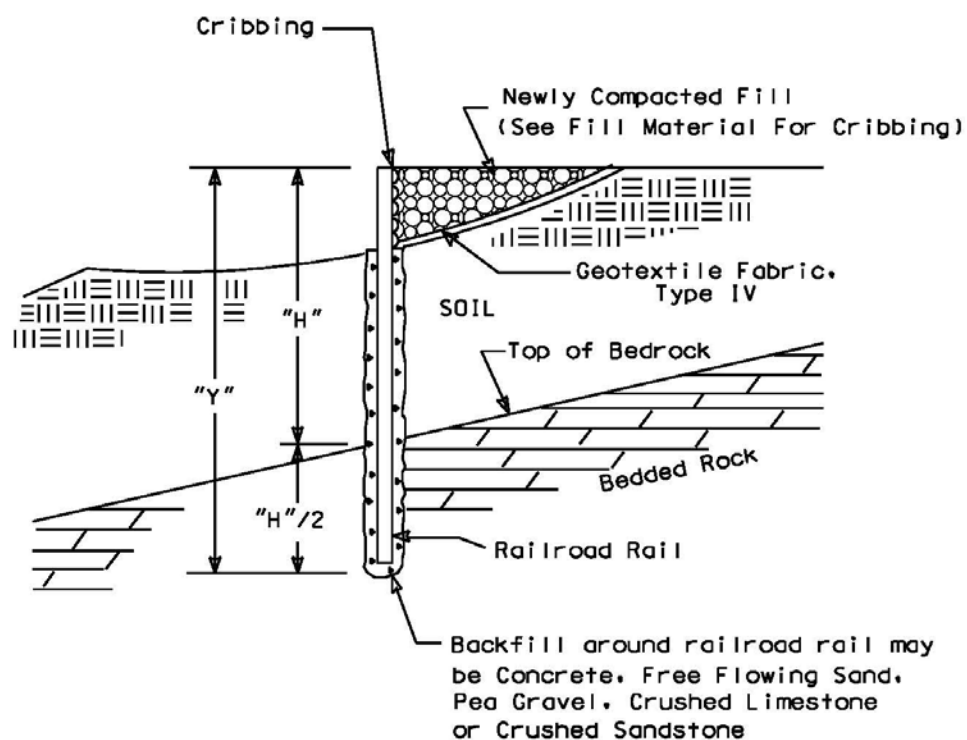
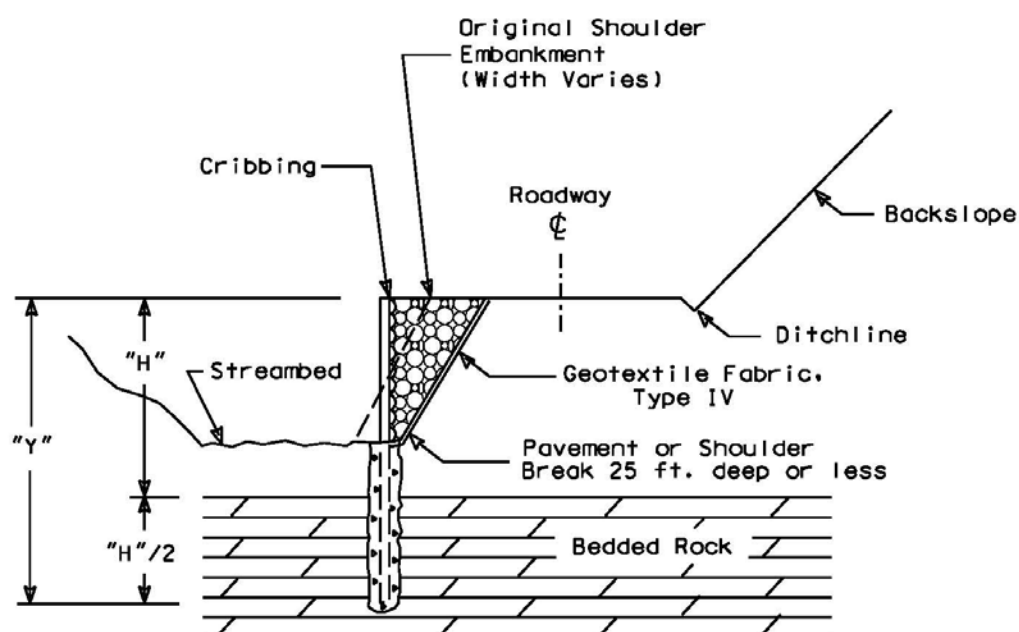


Figure 1



## TYPICAL CROSS SECTION OF ROADWAY REPAIRS UTILIZING RECYCLED RAILROAD RAILS IN DRILLED SOCKETS FOR EMBANKMENT EROSION CORRECTION

NOTE:  
Spacing from edge to  
edge of drilled  
socket : 3 ft. max.



NOTE :  
"H"/2 Depth of Rail into bedded rock =  
1/3 total length where rock is present.

Figure 2

ALTERNATE SCHEMES FOR INSTALLING RAILROAD RAILS  
IN DRILLED SOCKETS

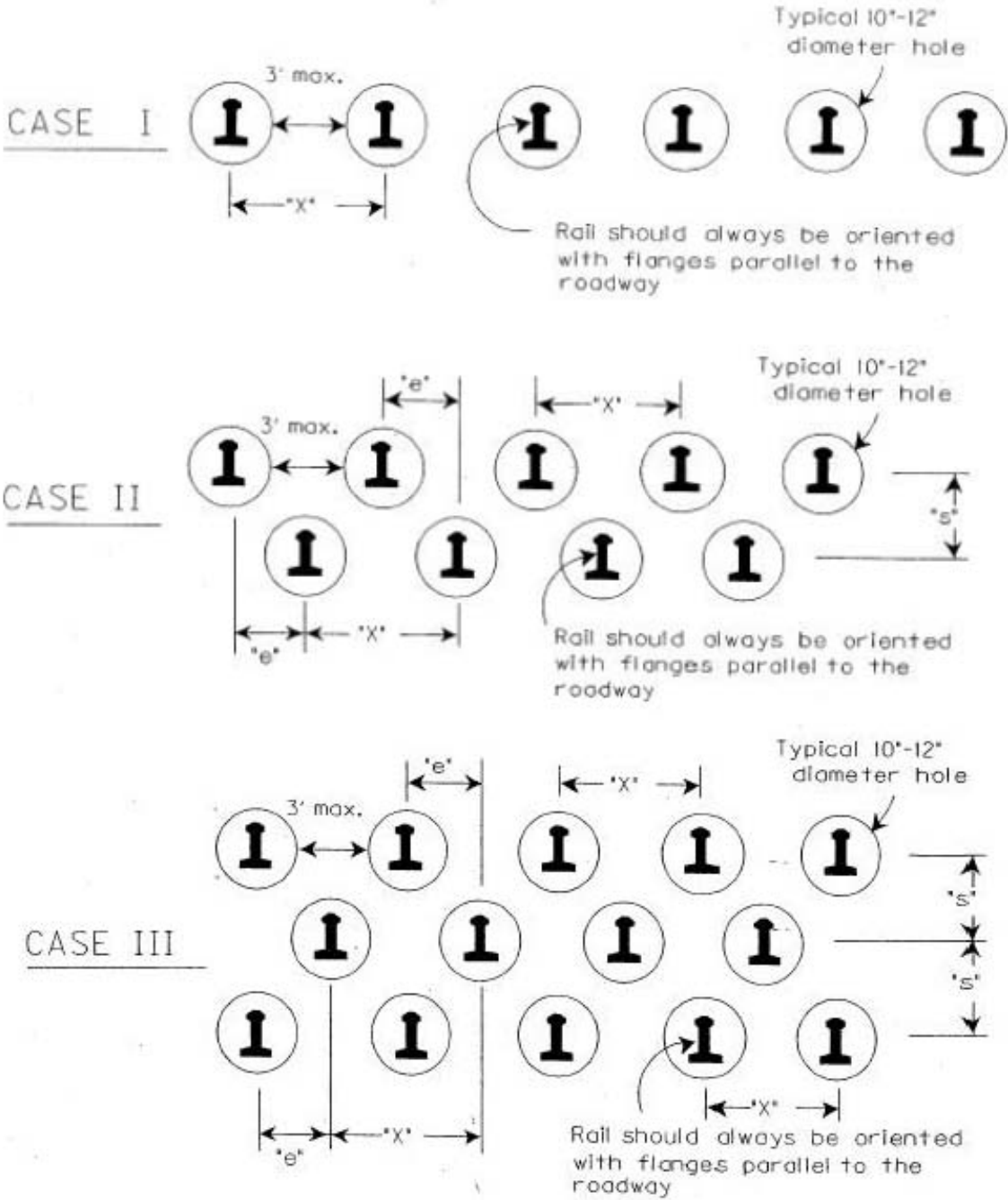


FIGURE 3

DESIGN CHART FOR 130LBS/YD TO 133 LBS/YD RECYCLED (USED) RAILROAD RAILS  
FACTOR OF SAFETY = 1

Soil Depth to Bedded Rock "H" (Feet)	Minimum Embedment into Bedded Rock "H/2" (Feet)	Total Length of Installed Railroad Rail "Y" (Feet)	Required Number of Rows	Maximum Spacing Between Rails "X" (Max. 48") (Inches)	Effective Spacing Between Rows of Rails "e" (Inches)
8	4	12	1	48	N/A
9	4.5	13.5	1	48	N/A
10	5	15	1	48	N/A
11	5.5	16.5	1	48	N/A
12	6	18	1	48	N/A
13	6.5	19.5	1	48	N/A
14	7	21	1	32	N/A
15	7.5	22.5	2	48	24
16	8	24	2	44	22
17	8.5	25.5	2	36	18
18	9	27	2	28	14
19	9.5	28.5	2	24	12
20	10	30	3	33	11
21	10.5	31.5	3	28.5	9.5
>21	N/A	N/A	N/A	N/A	N/A

NOTES: 1. REFER TO FIGURES 1, 2, & 3 FOR DIMENSIONS SHOWN  
2. FOR SOIL DEPTHS "H" GREATER THAN 21 FEET CONTACT THE ENGINEER.

TABLE I

# IDENTIFICATION OF RAILROAD RAIL SIZES

- 1. Typically classified in units of lbs-per-yard.  
Examples :  
155 lbs/yd, 140 lbs/yd, 132 lbs/yd, 90 lbs/yd
- 2. Each rail has a classification stamped in web:  
Example :  
112 25 RE OH ILLINOIS USA 1935 IIIII  
↑  
Weight in lbs/yd

Contract Id: \_\_\_\_\_ Contractor: \_\_\_\_\_

Section Engineer: \_\_\_\_\_ District & County: \_\_\_\_\_

DESCRIPTION	UNIT	QTY LEAVING PROJECT	QTY RECEIVED@BB YARD
GUARDRAIL (Includes End treatments & crash cushions)	LF	_____	_____
STEEL POSTS	EACH	_____	_____
STEEL BLOCKS	EACH	_____	_____
WOOD OFFSET BLOCKS	EACH	_____	_____
BACK UP PLATES	EACH	_____	_____
CRASH CUSHION	EACH	_____	_____
NUTS, BOLTS, WASHERS	BAG/BCKT	_____	_____
DAMAGED RAIL TO MAINT. FACILITY	LF	_____	_____
DAMAGED POSTS TO MAINT. FACILITY	EACH	_____	_____

**\*Required Signatures before Leaving Project Site**

Printed Section Engineer’s Representative\_\_\_\_\_ & Date\_\_\_\_\_

Signature Section Engineer’s Representative\_\_\_\_\_ & Date\_\_\_\_\_

Printed Contractor’s Representative\_\_\_\_\_ & Date\_\_\_\_\_

Signature Contractor’s Representative\_\_\_\_\_ & Date\_\_\_\_\_

**\*Required Signatures after Arrival at Bailey Bridge Yard (All material on truck must be counted & the quantity received column completed before signatures)**

Printed Bailey Bridge Yard Representative\_\_\_\_\_ & Date\_\_\_\_\_

Signature Bailey Bridge Yard Representative\_\_\_\_\_ & Date\_\_\_\_\_

Printed Contractor’s Representative\_\_\_\_\_ & Date\_\_\_\_\_

Signature Contractor’s Representative\_\_\_\_\_ & Date\_\_\_\_\_

\*\*Payment for the bid item remove guardrail will be based upon the quantities shown in the Bailey Bridge Yard received column. Payment will not be made for guardrail removal until the guardrail verification sheets are electronically submitted to the Section Engineer by the Bailey Bridge Yard Representative.

**PART II**

**SPECIFICATIONS AND STANDARD DRAWINGS**

### **SPECIFICATIONS REFERENCE**

Any reference in the plans or proposal to previous editions of the *Standard Specifications for Road and Bridge Construction* and *Standard Drawings* are superseded by *Standard Specifications for Road and Bridge Construction, Edition of 2019* and *Standard Drawings, Edition of 2020*.

## **SUPPLEMENTAL SPECIFICATIONS**

The contractor shall use the Supplemental Specifications that are effective at the time of letting.  
The Supplemental Specifications can be found at the following link:

<http://transportation.ky.gov/Construction/Pages/Kentucky-Standard-Specifications.aspx>



2020 KENTUCKY STANDARD DRAWINGS

---

TYPICAL GUARDRAIL INSTALLATIONS .....	RBI-001-12
TYPICAL GUARDRAIL INSTALLATIONS .....	RBI-002-07
STEEL BEAM GUARDRAIL (“W”-BEAM).....	RBR-001-13
GUARDRAIL COMPONENTS .....	RBR-005-11
GUARDRAIL TERMINAL SECTIONS.....	RBR-010-06
STEEL GUARDRAIL POSTS .....	RBR-015-06
GUARDRAIL SYSTEM TRANSITION .....	RBR-018
DELINEATORS FOR GUARDRAIL .....	RBR-055-01
TEMPORARY SILT FENCE.....	RDX-210-03
TEMPORARY SILT FENCE WITH WOVEN WIRE FENCE FABRIC .....	RDX-215-01
SILT TRAP - TYPE A .....	RDX-220-05
SILT TRAP - TYPE B.....	RDX-225-01
SILT TRAP - TYPE C.....	RDX-230-01
CURVE WIDENING AND SUPERELEVATION TRANSITIONS .....	RGS-001-07
MISCELLANEOUS STANDARDS .....	RGX-001-06
ONE POINT PROCTER FAMILY OF CURVES .....	RGX-200-01
APPROACHES, ENTRANCES, AND MAIL BOX TURNOUT.....	RPM-110-07
LANE CLOSURE TWO-LANE HIGHWAY .....	TTC-100-05
SHOULDER CLOSURE.....	TTC-135-03
PAVEMENT CONDITION WARNING SIGNS .....	TTD-125-03

## **PART III**

### **EMPLOYMENT, WAGE AND RECORD REQUIREMENTS**

**TRANSPORTATION CABINET  
DEPARTMENT OF HIGHWAYS**

**LABOR AND WAGE REQUIREMENTS  
APPLICABLE TO OTHER THAN FEDERAL-AID SYSTEM PROJECTS**

- I. Application
- II. Nondiscrimination of Employees (KRS 344)

**I. APPLICATION**

1. These contract provisions shall apply to all work performed on the contract by the contractor with his own organization and with the assistance of workmen under his immediate superintendence and to all work performed on the contract by piecework, station work or by subcontract. The contractor's organization shall be construed to include only workmen employed and paid directly by the contractor and equipment owned or rented by him, with or without operators.

2. The contractor shall insert in each of his subcontracts all of the stipulations contained in these Required Provisions and such other stipulations as may be required.

3. A breach of any of the stipulations contained in these Required Provisions may be grounds for termination of the contract.

3. If the contractor is in control of apprenticeship or other training or retraining, including on-the-job training programs, he shall not discriminate against an individual because of his race, color, religion, national origin, sex, disability or age forty (40) and over, in admission to, or employment in any program established to provide apprenticeship or other training.

4. The contractor will send to each labor union or representative of workers with which he has a collective bargaining agreement or other contract or understanding, a notice to be provided advising the said labor union or workers' representative of the contractor's commitments under this section, and shall post copies of the notice in conspicuous places available to employees and applicants for employment. The contractor will take such action with respect to any subcontract or purchase order as the administering agency may direct as a means of enforcing such provisions, including sanctions for non-compliance.

Revised: January 25, 2017

**II. NONDISCRIMINATION OF EMPLOYEES**

**AN ACT OF THE KENTUCKY  
GENERAL ASSEMBLY TO PREVENT  
DISCRIMINATION IN EMPLOYMENT  
KRS CHAPTER 344  
EFFECTIVE JUNE 16, 1972**

The contract on this project, in accordance with KRS Chapter 344, provides that during the performance of this contract, the contractor agrees as follows:

1. The contractor shall not fail or refuse to hire, or shall not discharge any individual, or otherwise discriminate against an individual with respect to his compensation, terms, conditions, or privileges of employment, because of such individual's race, color, religion, national origin, sex, disability or age (forty and above); or limit, segregate, or classify his employees in any way which would deprive or tend to deprive an individual of employment opportunities or otherwise adversely affect his status as an employee, because of such individual's race, color, religion, national origin, sex, disability or age forty (40) and over. The contractor agrees to post in conspicuous places, available to employees and applicants for employment, notices to be provided setting forth the provisions of this nondiscrimination clause.

2. The contractor shall not print or publish or cause to be printed or published a notice or advertisement relating to employment by such an employer or membership in or any classification or referral for employment by the employment agency, indicating any preference, limitation, specification, or discrimination, based on race, color, religion, national origin, sex, or age forty (40) and over, or because the person is a qualified individual with a disability, except that such a notice or advertisement may indicate a preference, limitation, or specification based on religion, national origin, sex, or age forty (40) and over, or because the person is a qualified individual with a disability, when religion, national origin, sex, or age forty (40) and over, or because the person is a qualified individual with a disability, is a bona fide occupational qualification for employment.

## EXECUTIVE BRANCH CODE OF ETHICS

In the 1992 regular legislative session, the General Assembly passed and Governor Brereton Jones signed Senate Bill 63 (codified as KRS 11A), the Executive Branch Code of Ethics, which states, in part:

KRS 11A.040 (7) provides:

No present or former public servant shall, within six (6) months following termination of his office or employment, accept employment, compensation, or other economic benefit from any person or business that contracts or does business with, or is regulated by, the state in matters in which he was directly involved during the last thirty-six (36) months of his tenure. This provision shall not prohibit an individual from returning to the same business, firm, occupation, or profession in which he was involved prior to taking office or beginning his term of employment, or for which he received, prior to his state employment, a professional degree or license, provided that, for a period of six (6) months, he personally refrains from working on any matter in which he was directly involved during the last thirty-six (36) months of his tenure in state government. This subsection shall not prohibit the performance of ministerial functions, including but not limited to filing tax returns, filing applications for permits or licenses, or filing incorporation papers, nor shall it prohibit the former officer or public servant from receiving public funds disbursed through entitlement programs.

KRS 11A.040 (9) states:

A former public servant shall not represent a person or business before a state agency in a matter in which the former public servant was directly involved during the last thirty-six (36) months of his tenure, for a period of one (1) year after the latter of:

- a) The date of leaving office or termination of employment; or
- b) The date the term of office expires to which the public servant was elected.

This law is intended to promote public confidence in the integrity of state government and to declare as public policy the idea that state employees should view their work as a public trust and not as a way to obtain private benefits.

If you have worked for the executive branch of state government within the past six months, you may be subject to the law's prohibitions. The law's applicability may be different if you hold elected office or are contemplating representation of another before a state agency.

Also, if you are affiliated with a firm which does business with the state and which employs former state executive-branch employees, you should be aware that the law may apply to them.

In case of doubt, the law permits you to request an advisory opinion from the Executive Branch Ethics Commission, 3 Fountain Place, Frankfort, Kentucky 40601; telephone (502) 564-7954.

Revised: January 27, 2017

### **Kentucky Equal Employment Opportunity Act of 1978**

The requirements of the Kentucky Equal Employment Opportunity Act of 1978 (KRS 45.560-45.640) shall apply to this Contract. The apparent low Bidder will be required to submit EEO forms to the Division of Construction Procurement, which will then forward to the Finance and Administration Cabinet for review and approval. No award will become effective until all forms are submitted and EEO/CC has certified compliance. The required EEO forms are as follows:

- EEO-1: Employer Information Report
- Affidavit of Intent to Comply
- Employee Data Sheet
- Subcontractor Report

These forms are available on the Finance and Administration's web page under ***Vendor Information, Standard Attachments and General Terms*** at the following address:  
**<https://www.eProcurement.ky.gov>**.

Bidders currently certified as being in compliance by the Finance and Administration Cabinet may submit a copy of their approval letter in lieu of the referenced EEO forms.

For questions or assistance please contact the Finance and Administration Cabinet by email at **[finance.contractcompliance@ky.gov](mailto:finance.contractcompliance@ky.gov)** or by phone at 502-564-2874.

# EMPLOYEE RIGHTS UNDER THE FAIR LABOR STANDARDS ACT

THE UNITED STATES DEPARTMENT OF LABOR WAGE AND HOUR DIVISION

## FEDERAL MINIMUM WAGE

**\$7.25** PER HOUR

BEGINNING JULY 24, 2009

- OVERTIME PAY** At least 1½ times your regular rate of pay for all hours worked over 40 in a workweek.
- CHILD LABOR** An employee must be at least **16** years old to work in most non-farm jobs and at least **18** to work in non-farm jobs declared hazardous by the Secretary of Labor.
- Youths **14** and **15** years old may work outside school hours in various non-manufacturing, non-mining, non-hazardous jobs under the following conditions:
- No more than*
- **3** hours on a school day or **18** hours in a school week;
  - **8** hours on a non-school day or **40** hours in a non-school week.
- Also, work may not begin before **7 a.m.** or end after **7 p.m.**, except from June 1 through Labor Day, when evening hours are extended to **9 p.m.** Different rules apply in agricultural employment.
- TIP CREDIT** Employers of “tipped employees” must pay a cash wage of at least \$2.13 per hour if they claim a tip credit against their minimum wage obligation. If an employee’s tips combined with the employer’s cash wage of at least \$2.13 per hour do not equal the minimum hourly wage, the employer must make up the difference. Certain other conditions must also be met.
- ENFORCEMENT** The Department of Labor may recover back wages either administratively or through court action, for the employees that have been underpaid in violation of the law. Violations may result in civil or criminal action.
- Employers may be assessed civil money penalties of up to \$1,100 for each willful or repeated violation of the minimum wage or overtime pay provisions of the law and up to \$11,000 for each employee who is the subject of a violation of the Act’s child labor provisions. In addition, a civil money penalty of up to \$50,000 may be assessed for each child labor violation that causes the death or serious injury of any minor employee, and such assessments may be doubled, up to \$100,000, when the violations are determined to be willful or repeated. The law also prohibits discriminating against or discharging workers who file a complaint or participate in any proceeding under the Act.
- ADDITIONAL INFORMATION**
- Certain occupations and establishments are exempt from the minimum wage and/or overtime pay provisions.
  - Special provisions apply to workers in American Samoa and the Commonwealth of the Northern Mariana Islands.
  - Some state laws provide greater employee protections; employers must comply with both.
  - The law requires employers to display this poster where employees can readily see it.
  - Employees under 20 years of age may be paid \$4.25 per hour during their first 90 consecutive calendar days of employment with an employer.
  - Certain full-time students, student learners, apprentices, and workers with disabilities may be paid less than the minimum wage under special certificates issued by the Department of Labor.

For additional information:



**1-866-4-USWAGE**  
(1-866-487-9243) TTY: 1-877-889-5627



**WHD**  
U.S. Wage and Hour Division

**WWW.WAGEHOUR.DOL.GOV**

# **PART IV**

## **INSURANCE**

Refer to  
*Kentucky Standard Specifications for Road and Bridge Construction,*  
current edition

**PART V**

**BID ITEMS**



Report Date 12/29/21

Section: 0001 - ROADWAY

LINE	BID CODE	ALT	DESCRIPTION	QUANTITY	UNIT	UNIT PRIC	FP	AMOUNT
0010	01987		DELINEATOR FOR GUARDRAIL BI DIRECTIONAL WHITE	13.00	EACH		\$	
0020	02014		BARRICADE-TYPE III	8.00	EACH		\$	
0030	02351		GUARDRAIL-STEEL W BEAM-S FACE	400.00	LF		\$	
0040	02381		REMOVE GUARDRAIL	400.00	LF		\$	
0050	02562		TEMPORARY SIGNS	300.00	SQFT		\$	
0060	02602		FABRIC-GEOTEXTILE CLASS 1	1,042.00	SQYD		\$	
0070	02650		MAINTAIN & CONTROL TRAFFIC KY 1384	1.00	LS		\$	
0080	02650		MAINTAIN & CONTROL TRAFFIC KY 611	1.00	LS		\$	
0090	03234		RAILROAD RAILS-DRILLED	4,296.00	LF		\$	
0100	03235		EXCAVATION AND BACKFILL	561.00	CUYD		\$	
0110	03236		CRIBBING	4,750.00	SQFT		\$	
0120	20257NC		SITE PREPARATION KY 1384 SITE 1-3	1.00	LS		\$	
0130	20257NC		SITE PREPARATION KY 611 SITES 1 & 2	1.00	LS		\$	
0140	21415ND		EROSION CONTROL KY 1384 SITE 1-3	1.00	LS		\$	
0150	21415ND		EROSION CONTROL KY 611 SITES 1 & 2	1.00	LS		\$	

Section: 0002 - DEMOBILIZATION

LINE	BID CODE	ALT	DESCRIPTION	QUANTITY	UNIT	UNIT PRIC	FP	AMOUNT
0160	02569		DEMOBILIZATION	1.00	LS		\$	