



CALL NO. 408

CONTRACT ID. 212193

LEWIS - MASON COUNTIES

FED/STATE PROJECT NUMBER 121GR21P037-FE06

DESCRIPTION LEWIS COUNTY KY 8 & MASON COUNTY KY10

WORK TYPE GUARDRAIL

PRIMARY COMPLETION DATE 7/31/2021

LETTING DATE: April 23,2021

Sealed Bids will be received electronically through the Bid Express bidding service until 10:00 am EASTERN DAYLIGHT TIME April 23,2021. Bids will be publicly announced at 10:00 am EASTERN DAYLIGHT TIME.

NO PLANS ASSOCIATED WITH THIS PROJECT.

REQUIRED BID PROPOSAL GUARANTY: Not less than 5% of the total bid.

TABLE OF CONTENTS

PART I	SCOPE OF WORK <ul style="list-style-type: none">• PROJECT(S), COMPLETION DATE(S), & LIQUIDATED DAMAGES• CONTRACT NOTES• STATE CONTRACT NOTES• DGA BASE• DGA BASE FOR SHOULDERS• SPECIAL NOTE(S) APPLICABLE TO PROJECT• WASTE AND BORROW SITES• COORDINATION OF WORK WITH OTHER CONTRACTS• SHOULDER PREPARATION• GUARDRAIL• TYPICAL SECTION DIMENSIONS• EROSION CONTROL PLAN FOR MAINTENANCE PROJECTS• SKETCH MAP(S)• MATERIAL SUMMARY• SUMMARY SHEET(S)• TYPICAL SECTION(S)• DETAIL SHEET(S)
PART II	SPECIFICATIONS AND STANDARD DRAWINGS <ul style="list-style-type: none">• SPECIFICATIONS REFERENCE• SUPPLEMENTAL SPECIFICATION• 2020 STANDARD DRAWINGS THAT APPLY
PART III	EMPLOYMENT, WAGE AND RECORD REQUIREMENTS <ul style="list-style-type: none">• LABOR AND WAGE REQUIREMENTS• EXECUTIVE BRANCH CODE OF ETHICS• KENTUCKY EQUAL EMPLOYMENT OPPORTUNITY ACT OF 1978 LOCALITY / STATE• PROJECT WAGE RATES / STATE FUNDED
PART IV	INSURANCE
PART V	BID ITEMS

PART I
SCOPE OF WORK

ADMINISTRATIVE DISTRICT - 09

CONTRACT ID - 212193
121GR21P037-FE06
COUNTY - LEWIS
PCN - MP06800082101
FE06 068 0008 031-032

QUINCY-SOUTH PORTSMOUTH ROAD (KY 8) (MP 31.530) FROM 0.109 MILES EAST OF FIREBRICK-INDIAN ROAD
EXTENDING EAST TO 0.297 MILES WEST OF CHRISTY LANE (MP 31.715), A DISTANCE OF 0.19
MILES.GUARDRAIL
GEOGRAPHIC COORDINATES LATITUDE 83:02:53.00 LONGITUDE 38:41:37.00

COUNTY - MASON
PCN - mp08100102101
FE06 081 0010 000-001

GERMANTOWN ROAD (KY 10) (MP 0.601) FROM 0.601 MILES EAST OF THE BRACKEN COUNTY LINE
EXTENDING EAST TO 0.268 MILES WEST OF WALTON PIKE (MP 1.000), A DISTANCE OF 0.40 MILES.GUARDRAIL
GEOGRAPHIC COORDINATES LATITUDE 38:39:32.00 LONGITUDE 83:57:04.00

PCN - MP08100102102
FE06 081 0010 003-004

GERMANTOWN ROAD (KY 10) (MP 3.594) FROM 0.594 MILES EAST OF KY 435 EXTENDING EAST TO KY 9 (MP
3.804), A DISTANCE OF 0.20 MILES.GUARDRAIL
GEOGRAPHIC COORDINATES LATITUDE 38:39:23.00 LONGITUDE 83:54:01.00

PCN - MP08100102103
FE06 081 0010 012-014

GERMANTOWN ROAD (KY 10) (MP 12.865) FROM 0.531 MILES EAST OF KY 1237 EXTENDING EAST TO LEWIS
COUNTY LINE (MP 13.219), A DISTANCE OF 0.27 MILES.GUARDRAIL
GEOGRAPHIC COORDINATES LATITUDE 38:34:14.00 LONGITUDE 83:38:06.00

COMPLETION DATE(S):
COMPLETED BY 07/31/2021
SPECIFIED COMPLETION DATE -
ALL ITEMS IN CONTRACT

CONTRACT NOTES

PROPOSAL ADDENDA

All addenda to this proposal must be applied when calculating bid and certified in the bid packet submitted to the Kentucky Department of Highways. Failure to use the correct and most recent addenda may result in the bid being rejected.

BID SUBMITTAL

Bidder must use the Department's electronic bidding software. The Bidder must download the bid file located on the Bid Express website (www.bidx.com) to prepare a bid packet for submission to the Department. The bidder must submit electronically using Bid Express.

JOINT VENTURE BIDDING

Joint venture bidding is permissible. All companies in the joint venture must be prequalified in one of the work types in the Qualifications for Bidders for the project. The bidders must get a vendor ID for the joint venture from the Division of Construction Procurement and register the joint venture as a bidder on the project. Also, the joint venture must obtain a digital ID from Bid Express to submit a bid. A joint bid bond of 5% may be submitted for both companies or each company may submit a separate bond of 5%.

UNDERGROUND FACILITY DAMAGE PROTECTION

The contractor shall make every effort to protect underground facilities from damage as prescribed in the Underground Facility Damage Protection Act of 1994, Kentucky Revised Statute KRS 367.4901 to 367.4917. It is the contractor's responsibility to determine and take steps necessary to be in compliance with federal and state damage prevention directives. When prescribed in said directives, the contractor shall submit Excavation Locate Requests to the Kentucky Contact Center (KY811) via web ticket entry. The submission of this request does not relieve the contractor from the responsibility of contacting non-member facility owners, whom shall be contacted through their individual Protection Notification Center. Non-compliance with these directives can result in the enforcement of penalties.

REGISTRATION WITH THE SECRETARY OF STATE BY A FOREIGN ENTITY

Pursuant to KRS 176.085(1)(b), an agency, department, office, or political subdivision of the Commonwealth of Kentucky shall not award a state contract to a person that is a foreign entity required by [KRS 14A.9-010](#) to obtain a certificate of authority to transact business in the Commonwealth ("certificate") from the Secretary of State under [KRS 14A.9-030](#) unless the person produces the certificate within fourteen (14) days of the bid or proposal opening. If the foreign entity is not required to obtain a certificate as provided in [KRS 14A.9-010](#), the foreign entity should identify the applicable exception. Foreign entity is defined within [KRS 14A.1-070](#).

For all foreign entities required to obtain a certificate of authority to transact business in the Commonwealth, if a copy of the certificate is not received by the contracting agency within the time frame identified above, the foreign entity's solicitation response shall be deemed non-responsive or the awarded contract shall be cancelled.

Businesses can register with the Secretary of State at <https://secure.kentucky.gov/sos/ftbr/welcome.aspx>.

SPECIAL NOTE FOR PROJECT QUESTIONS DURING ADVERTISEMENT

Questions about projects during the advertisement should be submitted in writing to the Division of Construction Procurement. This may be done by fax (502) 564-7299 or email to kytc.projectquestions@ky.gov. The Department will attempt to answer all submitted questions. The Department reserves the right not to answer if the question is not pertinent or does not aid in clarifying the project intent.

The deadline for posting answers will be 3:00 pm Eastern Daylight Time, the day preceding the Letting. Questions may be submitted until this deadline with the understanding that the later a question is submitted, the less likely an answer will be able to be provided.

The questions and answers will be posted for each Letting under the heading "Questions & Answers" on the Construction Procurement website (www.transportation.ky.gov/contract). The answers provided shall be considered part of this Special Note and, in case of a discrepancy, will govern over all other bidding documents.

HARDWOOD REMOVAL RESTRICTIONS

The US Department of Agriculture has imposed a quarantine in Kentucky and several surrounding states, to prevent the spread of an invasive insect, the emerald ash borer. Hardwood cut in conjunction with the project may not be removed from the state. Chipping or burning on site is the preferred method of disposal.

INSTRUCTIONS FOR EXCESS MATERIAL SITES AND BORROW SITES

Identification of excess material sites and borrow sites shall be the responsibility of the Contractor. The Contractor shall be responsible for compliance with all applicable state and federal laws and may wish to consult with the US Fish and Wildlife Service to seek protection under Section 10 of the Endangered Species Act for these activities.

ACCESS TO RECORDS

The contractor, as defined in KRS 45A.030 (9) agrees that the contracting agency, the Finance and Administration Cabinet, the Auditor of Public Accounts, and the Legislative Research Commission, or their duly authorized representatives, shall have access to any books, documents, papers, records, or other evidence, which are directly pertinent to this contract for the purpose of financial audit or program review. Records and other prequalification information confidentially

disclosed as part of the bid process shall not be deemed as directly pertinent to the contract and shall be exempt from disclosure as provided in KRS 61.878(1)(c). The contractor also recognizes that any books, documents, papers, records, or other evidence, received during a financial audit or program review shall be subject to the Kentucky Open Records Act, KRS 61.870 to 61.884.

In the event of a dispute between the contractor and the contracting agency, Attorney General, or the Auditor of Public Accounts over documents that are eligible for production and review, the Finance and Administration Cabinet shall review the dispute and issue a determination, in accordance with Secretary's Order 11-004.

April 30, 2018

SPECIAL NOTE FOR RECIPROCAL PREFERENCE

RECIPROCAL PREFERENCE TO BE GIVEN BY PUBLIC AGENCIES TO RESIDENT BIDDERS

By reference, KRS 45A.490 to 45A.494 are incorporated herein and in compliance regarding the bidders residency. Bidders who want to claim resident bidder status should complete the Affidavit for Claiming Resident Bidder Status along with their bid in the electronic bidding software. Submittal of the Affidavit should be done along the bid in Bid Express.

April 30, 2018

DGA BASE

Unless otherwise noted, the Department estimates the rate of application for DGA Base to be 115 lbs/sy per inch of depth.

DGA BASE FOR SHOULDERS

Unless otherwise noted, the Department estimates the rate of application for DGA Base for Shoulders to be 115 lbs/sy per inch of depth. The Department will not measure necessary grading and/or shaping of existing shoulders prior to placing of DGA Base, but shall be incidental to the Contract unit price per ton for DGA Base.

Accept payment at the Contract unit price per ton as full compensation for all labor, materials, equipment, and incidentals for grading and/or shaping of existing shoulders and furnishing, placing, and compacting the DGA Base.

SPECIAL NOTE FOR PIPE FE06 081 0010 012-014

I. DESCRIPTION

Except as provided herein, perform all work in accordance with the Department's 2019 Standard and Supplemental Specifications, Special Provisions and Special Notes, and Standard and Sepia Drawings, current editions. Section references are to the Standard Specifications. This work shall consist of:

(1) Site preparation; (2) Erosion control; (3) Clearing and grubbing and removal of all obstructions; (4) Excavation, structure excavation, and embankment; (5) Constructing 15 inch culvert pipe and metal end sections; (6) Final dressing, cleanup, and seeding; (7) Maintain and control traffic; and (8) All other work as specified in this contract.

II. MATERIALS AND DESIGN

The Department will sample and test all materials in accordance with the Department's Sampling Manual. Make the materials available for sampling a sufficient time in advance of the use of the materials to allow for the necessary time for testing unless otherwise specified in these Notes.

A. Maintain and Control Traffic. See Traffic Control Plan.

B. Erosion Control. See Special Note for Erosion Control.

C. Culvert Pipe. Furnish culvert pipe for minimum proposed fill cover heights and pH range Medium according to Sections 701 and 810 and Standard Drawings RDI-001-10 and RDI-035-02, as applicable. Provide a certification that all materials furnished comply with the applicable specifications and these special notes. Prior to acceptance, the Department reserves the right to sample and test the pipe, accessories, and coating materials at any time. Materials or coating not conforming to specifications and/or contract requirements are subject to rejection, whether in place or not.

D. Metal End Sections. See Standard Drawing RDB-150-02.

E. Pipe Bedding. See Section 701.02.04.

F. Backfill. Use Granular Backfill in accordance with Section 701.02.05(A).

G. Embankment. See Section 701.02.07.

Culvert Pipe
FE06 081 0010 012-014
Page 2 of 6

H. Geotextile Fabric. Contrary to Section 701.03.08, the Department will not require geotextile pipe wrap.

III. CONSTRUCTION METHODS

A. Maintain and Control Traffic. See Traffic Control Plan.

B. Erosion Control. See Special Note For Erosion Control.

C. Site Preparation. Be responsible for all site preparation, including, but not limited to: clearing and grubbing; tree and stump removal; roadway excavation, structure excavation, and embankment; backfilling, embankment in place, and borrow; removal of obstructions or any other items; grading, reshaping, and compacting embankment; ditching, and cleaning culverts; constructing inlet and outlet ditches; obtaining borrow and waste sites and disposal of materials, waste, and debris; and restoration, cleanup and final dressing. See Special Note for Waste and Borrow.

Clear and Grub only the minimum area required for construction and/or as directed by the Engineer. Limit clearing and grubbing to the absolute minimum required to construct the slopes and ditches. Obtain the Engineer's approval before cutting or removing trees and removing fences, trees, and stumps from the cleared areas. Phase construction such that the potential for erosion is as minimal as possible. The Department has not determined the acreage to receive clearing and grubbing and the bidder must draw his own conclusions.

Provide positive drainage of slopes and ditches at all times during and upon completion of construction. Waste all removed materials not incorporated into the work at sites off the right of way obtained by the Contractor at no additional cost to the Department. Perform all site preparation only as approved or directed by the Engineer.

D. Excavation and Embankment. Be responsible for all structure excavation required for the culvert pipe and metal end sections and all roadway or other excavation required by the work. Excavate earth and rock as required to allow for installation of culvert pipe, metal end sections, and bedding with the designed flow line elevations and fill cover heights. Provide positive drainage of slopes and ditches at all times during and upon completion of construction. Excavate for ditches and slopes and construct embankments as directed by the Engineer. Warp and tie the slopes into the adjacent existing roadway to match existing slopes and ditches. Provide positive drainage of pavement, shoulders, slopes, and ditches at all times during and upon completion of construction.

Waste excess excavation at sites off the right of way obtained by the Contractor at no additional cost to the Department. Perform all excavation and embankment only as approved or directed by the Engineer. See Special Note for Waste and Borrow.

Culvert Pipe
FE06 081 0010 012-014
Page 3 of 6

E. Culvert Pipe. Except as specified herein, construct culvert pipe according to Section 701 and as shown on the drawings, summaries, and Standard Drawings, or as directed by the Engineer. Prior to backfilling, obtain the Engineer's approval of the final alignment, grade, and flow line elevations. Contrary to Section 701.03.08, the Department will not require camera/video inspection of the pipe. Provide positive drainage upon completion of the project.

F. Ditching. Construct inlet and outlet ditches as directed by the engineer. Prior to final acceptance, clean all drainage structures, new and existing to remain in place, within the disturbed limits. Provide positive drainage at all times during and upon completion of construction.

G. Final Dressing, Clean Up, and Seeding and Protection. After all work is completed, completely remove debris from the construction site. Perform Class A Final Dressing on all disturbed areas, both on and off the Right of-Way. Sow all disturbed earthen areas according to the Special Note for Erosion Prevention and Sediment Control.

H. Disposal of Waste. Dispose of all excess materials, waste, and debris off the right-of-way at approved sites obtained by the Contractor at no additional cost to the Department. See Special Note for Waste and Borrow.

I. Restoration. Be responsible for all damage to public and/or private property resulting from the work. Restore all damaged features in like kind materials and design at no additional cost to the Department.

J. On-Site Inspection. Make a thorough inspection of the site prior to submitting a bid and be thoroughly familiar with existing conditions so that the work can be expeditiously performed after a contract is awarded. The Department will consider submission of a bid as evidence of this inspection having been made and will not honor any claims resulting from site conditions.

K. Right-of-Way Limits. The Department has not determined exact limits of Right-of-Way. Limit work activities to obvious Right-of-Way, permanent or temporary easements, easements by estoppel and easements by prescription, and work areas secured by the Department through consent and release of the adjacent property owners. Be responsible for all encroachments onto private lands.

L. Utility Clearance. It is not anticipated that any utility facilities will require relocation and/or adjustment; however, in the event utilities are discovered that require relocation, the utility companies will work concurrently with the Contractor while relocating their facilities. Working days will not be charged for those days on which work on the controlling item is delayed due to the utility company's phase of the work, as provided in the Specifications. If the total delay exceeds ten working days, an extension of the specified completion dates for the applicable category of work will be negotiated with the Contractor

Culvert Pipe
FE06 081 0010 012-014
Page 4 of 6

for delay to the Contractor's work; however all Traffic Control Plan restrictions will remain in force.

M. Caution. Do not take information shown on the sketches and summaries in this proposal and the types and quantities of work listed as an accurate or complete evaluation of the material and conditions to be encountered during construction. Without regard to the materials encountered, all excavation shall be unclassified. It shall be distinctly understood that any reference to rock, earth, or any other material in these notes and on the plans, drawings, or cross sections, whether in numbers or words, letters, or lines, is solely for the Department's information and is not to be taken as an indication of classified excavation or the quantity of either rock, earth, or any other material involved. The bidder must draw his own conclusion as to the conditions encountered. The Department does not give any guarantee as to the accuracy of the data and no claims will be considered for additional compensation or extensions of Contract time if the conditions encountered are not in accordance with the information shown.

N. Control. Perform all work included in this contract under the absolute control of the Department of Highways. Obtain the Engineer's approval of all designs required to be furnished by the Contractor prior to incorporation into the work. The Department reserves the right to have other work performed by other contractors and its own forces and to permit public utility companies and others to do work during the construction within the limits of, or adjacent to, the project. Conduct operations and cooperate with such other parties so that interference with each other's work will be reduced to a minimum. By submitting bid, the Contractor agrees to make no claims against the Department for additional compensation due to delays or other conditions created by the operations of such other parties. Should a difference of opinion arise as to the rights of the Contractor and others working within the limits of, or adjacent to, the project, the Engineer will decide as to the respective rights of the various parties involved in order to assure the completion of the work in general harmony and in a satisfactory manner, and his decision shall be final and binding upon the Contractor.

IV. METHOD OF MEASUREMENT

Except as provided herein, the Department will measure all work in accordance with the Standard and Supplemental Specifications, Special Provisions and Special Notes, and Standard and Sepia Drawings, current editions. Consider quantities listed and shown on the summaries and drawings to be approximate only. The Department will measure only the bid items listed and the actual quantities of each incorporated in the work. Consider all other items required to complete the work as incidental to the listed bid items, as applicable.

A. Maintain and Control Traffic. See Traffic Control Plan.

Culvert Pipe
FE06 081 0010 012-014
Page 5 of 6

B. Site Preparation. Site Preparation, including but not limited to clearing and grubbing; tree and stump removal; embankment; backfilling, and embankment in place; removal of existing pipe(s), manholes, inlets, and curbs; removal of obstructions, or any other items; grading, reshaping, and compacting embankment; obtaining borrow and waste sites; disposal of materials, waste, and debris; and restoration, cleanup and final dressing, will be measured as one (1) Lump Sum.

C. Ditching. The Department will not measure ditching but shall be incidental to Site Preparation.

D. Erosion Control. See Special Note for Erosion Control.

E. Excavation and Embankment. The Department will not measure excavation and embankment, but shall be incidental to Site Preparation.

G. Culvert Pipe. The Department will measure culvert pipe according to Section 701.04. The Department will not measure pipe design or backfilling for separate payment, but shall be incidental to the Culvert Pipe.

H. Bedding and Backfill. The Department will not measure bedding and backfill materials, but shall be incidental to the Culvert Pipe.

I. Restoration, Final Dressing, Clean Up, and Seeding and Protection. The Department will not measure restoration, final dressing, clean up, and seeding and protection, but shall be incidental to Site Preparation and Erosion Control..

V. Basis of Payment

The Department will make payment only for the bid items listed. Consider all other items required to complete the construction to be incidental to the bid items listed.

A. Maintain and Control Traffic. See Traffic Control Plan.

B. Site Preparation. Accept payment at the contract unit price as full compensation for all materials, equipment, labor and incidentals necessary as specified in these notes for Site Preparation.

C. Erosion Control. See Special Notes for Erosion Control.

D. Culvert Pipe. Accept payment at the contract unit price as full compensation for all materials, equipment, labor and incidentals necessary as specified in these notes and the Standard Specifications for furnishing, installing, and backfilling pipe.

Culvert Pipe
FE06 081 0010 012-014
Page 6 of 6

E. Metal End Sections. Accept payment at the contract unit price as full compensation for all materials, equipment, labor and incidentals necessary as specified in these notes and the Standard Specifications for furnishing and installing the Metal End Sections.

SPECIAL NOTE FOR TYPE 1 AND TYPE 4 END TREATMENTS

When the plans call for a Type 1 or Type 4 End Treatment, a MASH eligibility letter from FHWA is required for these end terminals. When a MASH tested eligibility letter is not available for the end terminal being utilized, the most recent NCHRP 350 eligibility letter from FHWA for that terminal will apply. Acceptance of the terminal will be at the discretion of the Engineer.

SPECIAL PROVISION FOR WASTE AND BORROW SITES

Obtain U.S. Army Corps of Engineer's approval before utilizing a waste or borrow site that involves "Waters of the United States". The Corps of Engineers defines "Waters of the United States" as perennial or intermittent streams, ponds or wetlands. The Corps of Engineers also considers ephemeral streams, typically dry except during rainfall but having a defined drainage channel, to be jurisdictional waters. Direct questions concerning any potential impacts to "Waters of the United States" to the attention of the appropriate District Office for the Corps of Engineers for a determination prior to disturbance. Be responsible for any fees associated with obtaining approval for waste and borrow sites from the U.S. Army Corps of Engineer or other appropriate regulatory agencies.

1-296 Waste & Borrow Sites
01/02/2012

COORDINATION OF WORK WITH OTHERS

Be advised, there may be active project(s) adjacent to or within this project. These may be KYTC administered contracts, work being performed as part of a KYTC issued encroachment permit, or work being performed by Department forces. The Engineer will coordinate the work of any other Contractors, permit holders, or the Department' forces. See Sections 105.06, 107.06 and 107.14 of the 2012 Standard Specifications.

SPECIAL NOTE FOR SHOULDER PREPARATION

Grade, shape, and compact shoulder as shown on the typical section and as directed by the Engineer to provide proper template and foundation for the guardrail. The Department will not measure grading, shaping, and compacting shoulders for separate payment, but shall be incidental to Site Preparation.

SPECIAL NOTES FOR GUARDRAIL

I. DESCRIPTION

Except as specified herein, perform all work in accordance with the Department's 2019 Standard and Supplemental Specifications, Special Notes and Special Provisions, Standard and Sepia Drawings, current editions. Article references are to the Standard Specifications. Furnish all labor, equipment, materials, and incidentals for the following work:

(1) Maintain and Control Traffic; (2) Site Preparation; (3) Furnish and install guardrail; (4) Furnish and install Guardrail End Treatments, Terminal Sections, and Bridge End Connectors, as applicable; (5) Temporary erosion control, temporary pollution control, seeding and protection and clean up; and (6) all other work specified as part of this contract.

II. MATERIALS

The Department will sample and test all materials in accordance with the Department's Sampling Manual. Make the materials available for sampling a sufficient time in advance of the use of the materials to allow for the necessary time for testing unless otherwise specified in these Notes.

A. Maintain and Control Traffic. See Traffic Control Plan.

B. Embankment in Place. See Section 205. If necessary, obtain materials off the right-of-way from sites obtained by the Contractor at no additional cost to the Department.

C. Dense Graded Aggregate. Furnish Dense Graded Aggregate (DGA) in accordance with Section 302. Do not furnish Crushed Stone Base in lieu of DGA.

D. Guardrail. Furnish guardrail, end treatments, terminal sections, and hardware in accordance with Section 814 and the Standard and Sepia Drawings, except use steel posts only, no substitutes.

E. Delineators for Guardrail. See Standard Drawing RBR-055-01.

F. Culvert Pipe and Metal End Sections. See Special Note for Pipe.

G. Erosion Control. See Special Notes for Erosion Control.

III. CONSTRUCTION METHODS

A. Maintain and Control Traffic. See Traffic Control Plan.

Guardrail
Page 2 of 4

B. Site Preparation. Be responsible for all site preparation, including but not limited to, clearing and grubbing, excavation, embankment, and removal of all obstructions or any other items; regrading, reshaping, adding and compacting of suitable materials on the existing shoulders to provide proper template or foundation for the guardrail; temporary pollution and erosion control; disposal of excess and waste materials and debris; and final dressing, cleanup, and seeding and protection. Perform all site preparation as approved or directed by the Engineer.

C. Culvert Pipe and Metal End Sections. See Special Note for Pipe.

D. Guardrail Systems. Except as specified herein, construct guardrail system according to Section 719 and the Standard and Sepia Drawings. Locations listed on the summary and/or shown on the drawings are approximate only. The Engineer will determine the exact termini for individual guardrail installations at the time of construction. Unless directed otherwise by the Engineer, provide a minimum two (2) foot shoulder width. Construct radii at entrances and road intersections as directed by the Engineer.

Erect guardrail to the lines and grades shown on current Standard Drawings or as directed by the Engineer by any method approved by the Engineer, which allows construction of the guardrail to the true grade without apparent sags.

When installing guardrail, do not leave the blunt end exposed where it would be hazardous to the public. When it is not practical to complete the construction of the guardrail and the permanent end treatments and terminal sections first, provide a temporary end by connecting at least 25 feet of rail to the last post, and by slightly flaring, and burying the end of the rail completely into the existing shoulder. If left overnight, place a drum with bridge panel in advance of the guardrail end and maintain during use.

E. Delineators for Guardrail. See Standard Drawing RBR-055-01; except, space 50 feet on centers..

F. Property Damage. Be responsible for all damage to public and/or private property resulting from the work. Restore damaged roadway features and private property at no additional cost to the Department.

G. Coordination with Utility Companies. Locate all underground, above ground and overhead utilities prior to beginning construction. Be responsible for contacting and maintaining liaison with all utility companies that have utilities located within the project limits. Do not disturb existing overhead or underground utilities. It is not anticipated that any utility facilities will need to be relocated and/or adjusted; however, in the event that it is discovered that the work does require that utilities be relocated and/or adjusted, the utility companies will work concurrently with the Contractor while relocating their facilities. Be responsible for repairing all utility damage that occurs as a result of

Guardrail
Page 3 of 4

guardrail operations at no additional cost to the Department.

H. Right of Way Limits. The Department has not established exact limits of the Right-of-Way. Limit work activities to obvious Right-of-Way, permanent or temporary easements, and work areas secured by the Department through consent and release of the adjacent property owners. Be responsible for all encroachments onto private lands.

I. Disposal of Waste. Dispose of all removed concrete, debris, and other waste and debris off the Right-of-Way at sites obtained by the Contractor at no additional cost to the Department. See Special Note for Waste and Borrow.

J. Final Dressing, Seeding and Protection, and Clean Up. Apply Class A Final Dressing to all disturbed areas, both on and off the Right-of-Way. Sow all disturbed earthen areas according to the Special Notes for Erosion Control.

K. Erosion Control. See Special Notes for Erosion Control.

IV. METHOD OF MEASUREMENT

A. Maintain and Control Traffic. See Traffic Control Plan.

B. Site Preparation. Other than DGA, the Department will measure Site Preparation, including but not limited to, clearing and grubbing, excavation, embankment, and removal of all obstructions or any other items; regrading, reshaping, adding and compacting of suitable materials on the existing shoulders to provide proper template or foundation for the guardrail; temporary pollution and erosion control; disposal of excess and waste materials and debris; and final dressing, cleanup, and seeding and protection as one (1) Lump Sum.

C. Culvert Pipe and Metal End Sections. See Special Note for Pipe.

D. Dense Graded Aggregate. See Section 302.04.

E. Guardrail, End Treatments, and Terminal Sections. See Section 719.04.

F. Delineators for Guardrail. See Standard Drawing RBR-055-01.

G. Erosion Control. See Special Note for Erosion Control.

V. BASIS OF PAYMENT

A. Maintain and Control Traffic. See Traffic Control Plan.

Guardrail
Page 4 of 4

B. Site Preparation. Accept payment at the contract unit price as full compensation for all materials, equipment, labor and incidentals necessary as specified in these notes for Site Preparation.

C. Dense Graded Aggregate. See Section 209.05.

D. Culvert Pipe and Metal End Sections. See Special Note for Pipe.

E. Guardrail, End Treatments, and Terminal Sections. See Section 719.05.

F. Delineators for Guardrail. See Standard Drawing RBR-055-01.

SPECIAL NOTE FOR TYPICAL SECTION DIMENSIONS

Consider the dimensions shown on the typical sections for pavement and shoulder widths and thickness' to be nominal or typical dimensions. The Engineer may direct or approve varying the actual dimensions to be constructed to fit existing conditions. Do not widen existing pavement or shoulders unless specified elsewhere in this proposal or directed by the engineer.

1-3725 Typical Section Dimensions
01/02/2012

SPECIAL NOTE FOR EROSION CONTROL

I. DESCRIPTION

Perform all erosion and water pollution control work in accordance with the Department's Standard and Interim Supplemental Specifications, Special Provisions and Special Notes, and Standard and Sepia Drawings, current editions, and as directed by the Engineer. Section references are to the Standard Specifications. This work shall consist of:

(1) Developing and preparing a Best Management Practices Plan (BMP) tailored to suit the specific construction phasing for each site within the project; (2) Preparing the project site for construction, including locating, furnishing, installing, and maintaining temporary and/or permanent erosion and water pollution control measures as required by the BMP prior to beginning any earth disturbing activity on the project site; (3) Clearing and grubbing and removal of all obstructions as required for construction; (4) Removing all erosion control devices when no longer needed; (5) Restoring all disturbed areas as nearly as possible to their original condition; (6) Preparing seedbeds and permanently seeding all disturbed areas; (7) Providing a Kentucky Erosion Prevention and Sediment Control Program (KEPSC-RI) qualified inspector; and (8) Performing any other work to prevent erosion and/or water pollution as specified by this contract, required by the BMP, or as directed by the Engineer.

II. MATERIALS

Furnish materials in accordance with these notes, the Standard Specifications and Interim Supplemental Specifications, and applicable Special Provisions and Special Notes, and Standard and Sepia Drawings, current editions. Provide for all materials to be sampled and tested in accordance with the Department's Sampling Manual. Unless directed otherwise by the Engineer, make the materials available for sampling a sufficient time in advance of the use of the materials to allow for the necessary time for testing.

III. CONSTRUCTION

Be advised, these Erosion Control Plan Notes do not constitute a BMP plan for the project. Jointly with the Engineer, prepare a site specific BMP plan for each drainage area within the project in accordance with Section 213. Provide a unique BMP at each project site using good engineering practices taking into account existing site conditions, the type of work to be performed, and the construction phasing, methods and techniques to be utilized to complete the work. Be responsible for all erosion prevention, sediment control, and water pollution prevention measures required by the BMP for each site. Represent and warrant compliance with the Clean Water Act (33 USC Section 1251 et seq.), the 404 Permit, the 401 Water Quality Certification, and applicable state and

Erosion Control

Page 2 of 3

local government agency laws, regulations, rules, specifications, and permits. Contrary to Section 105.05, in case of discrepancy between these notes, the Standard Specifications, Interim Supplemental Specifications, Special and Special Notes, Standard and Sepia Drawings, and such state and local government agency requirements, adhere to the most restrictive requirement.

Conduct operations in such a manner as to minimize the amount of disturbed ground during each phase of the construction and limit the haul roads to the minimum required to perform the work. Preserve existing vegetation not required to be removed by the work or the contract. Seed and/or mulch disturbed areas at the earliest opportunity. Use silt fence, silt traps, temporary ditches, brush barriers, erosion control blankets, sodding, channel lining, and other erosion control measures in a timely manner as required by the BMP and as directed or approved by the Engineer. Prevent sediment laden water from leaving the project, entering an existing drainage structure, or entering a stream.

Provide for erosion control measures to be in place and functioning prior to any earth disturbance within a drainage area. Compute the volume and size of silt control devices necessary to control sediment during each phase of construction. Remove sediment from silt traps before they become a maximum of ½ full. Maintain silt fence by removing accumulated trappings and/or replacing the geotextile fabric when it becomes clogged, damaged, or deteriorated, or when directed by the Engineer. Properly dispose of all materials trapped by erosion control devices at approved sites off the right of way obtained by the Contractor at no additional cost to the Department (See Special Note for Waste and Borrow).

As work progresses, add or remove erosion control measures as required by the BMP applicable to the Contractor's project phasing and construction methods and techniques. Update the volume calculations and modify the BMP as necessary throughout the duration of the project. Ensure that an updated BMP is kept on site and available for public inspection throughout the life of the project.

After all construction is complete, restore all disturbed areas in accordance with Section 212. Completely remove all temporary erosion control devices not required as part of the permanent erosion control from the construction site. Prior to removal, obtain the Engineer's concurrence of items to be removed. Grade the remaining exposed earth (both on and off the Right of-Way) as nearly as possible to its original condition, or as directed by the Engineer. Prepare the seed bed areas and sow all exposed earthen areas with the applicable seed mixture(s) according to Section 212.03.03.

IV. MEASUREMENT

Erosion Control Blanket. If required by the BMP, the Department will measure Erosion Control Blanket according to Section 212.04.07.

Sodding. If required by the BMP, the Department will measure Sodding according to Section 212.04.08.

Erosion Control

Page 3 of 3

Channel Lining. If required by the BMP, the Department will measure Channel Lining according to Sections 703.04.04-703.04.07.

Erosion Control. Contrary to Sections 212.04, 213.04, and 703.04 other than Erosion Control Blankets, Sodding, and Channel Lining, the Department will not measure Erosion Control for separate payment. The Department will not measure developing, updating, and maintaining a BMP plan for each site; providing a KEPSC-RI qualified inspector; locating, furnishing, installing, inspecting, maintaining, and removing erosion and water pollution control items; Roadway Excavation, Borrow Excavation, Embankment In Place, Topsoil Furnished and Placed, and Spreading Stockpiled Topsoil; Topdressing Fertilizer, Temporary and Permanent Seeding and Protection, Special Seeding Crown Vetch, and Temporary Mulch; Sedimentation Basin and Clean Sedimentation Basin, Silt Trap Type "A" and Clean Silt Trap Type "A"; Silt Trap Type "B" and Clean Silt Trap Type "B"; Silt Trap Type "C" and Clean Silt Trap Type "C"; Temporary Silt Fence and Clean Temporary Silt Fence; Plants, Vines, Shrubs, and Trees; Gabion and Dumped Stone Deflectors and Riffle Structures; Boulders; Temporary Ditches and clean Temporary Ditches; Geotextile Fabric, and all other erosion and water pollution control items required by the BMP or the Engineer, but shall be incidental to the applicable items of work.

V. Basis of Payment

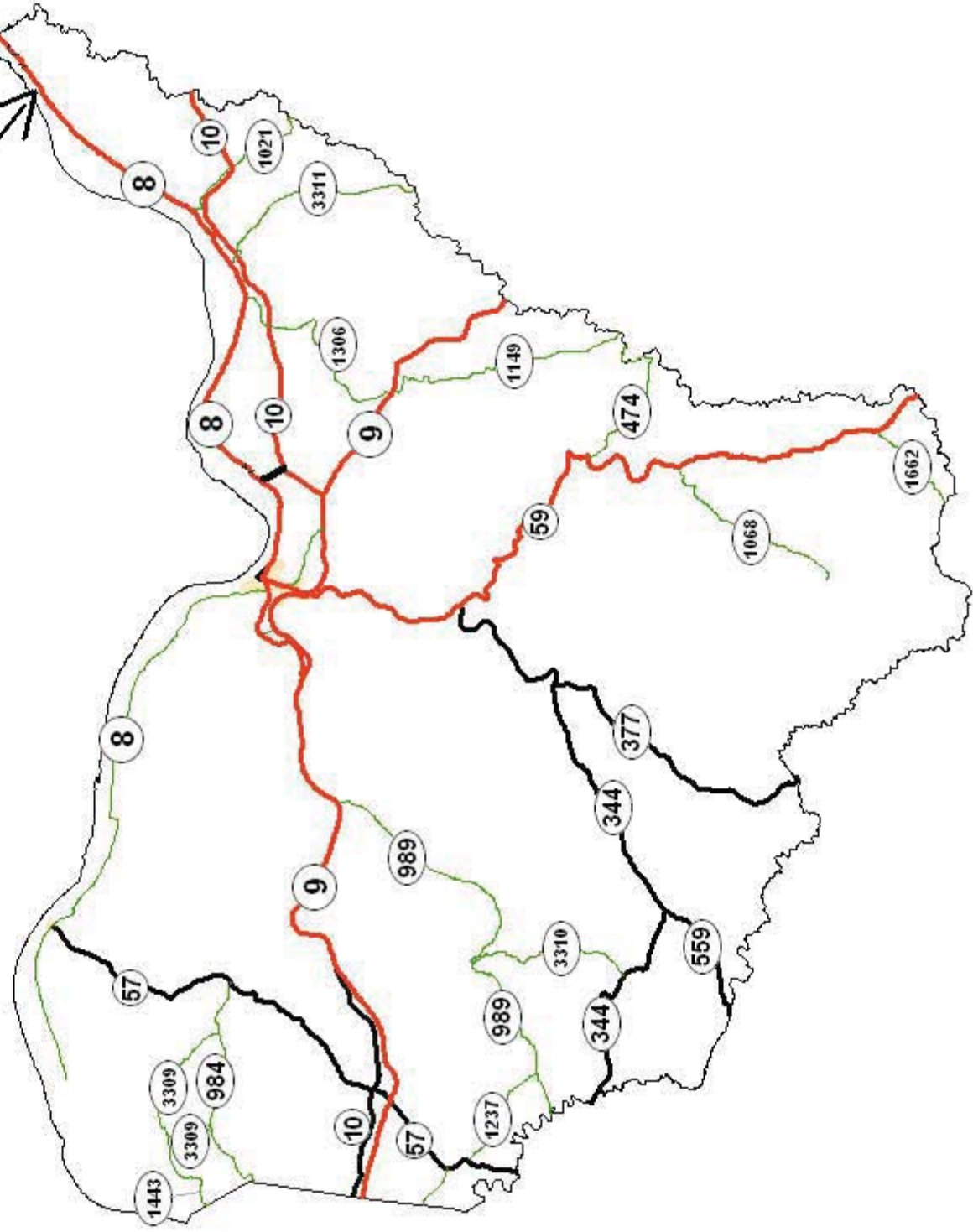
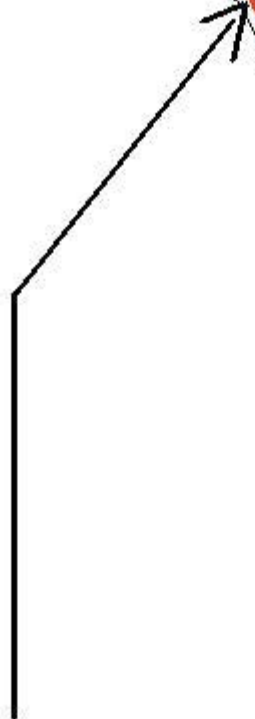
Erosion Control Blanket. If not listed as a bid item, but required by the BMP, the Department will pay for Erosion Control Blankets as Extra Work according to Sections 104.03 and 109.04.

Sodding. If not listed as a bid item, but required by the BMP, the Department will pay for Sodding as Extra Work according to Sections 104.03 and 109.04.

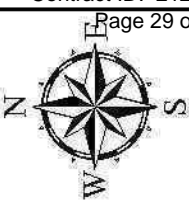
Channel Lining. If not listed as a bid item, but required by the BMP, the Department will pay for Channel Lining as Extra Work according to Sections 104.03 and 109.04.

DEPARTMENT OF HIGHWAYS
MAP OF
LEWIS COUNTY

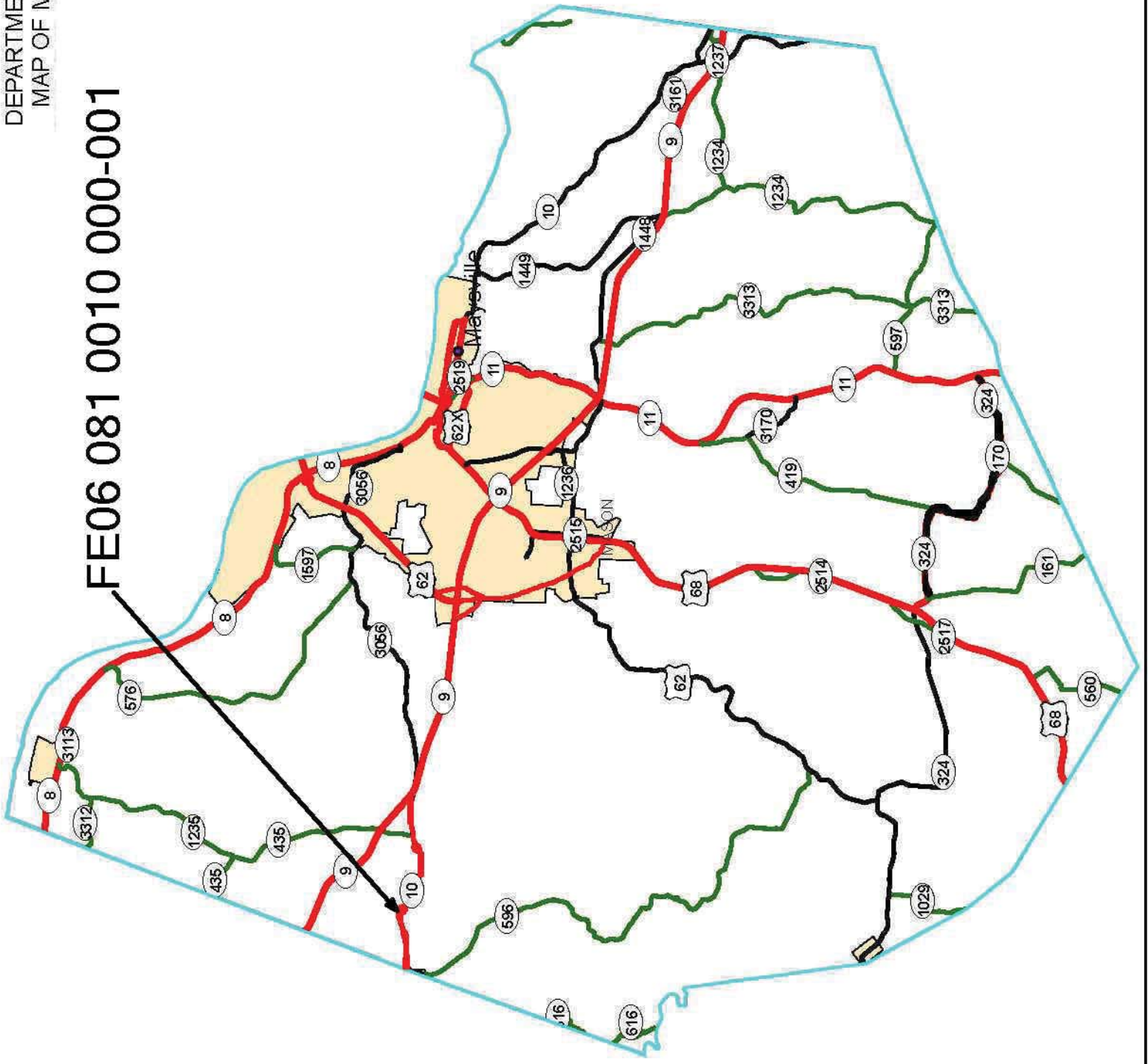
FE06 068 0008 031-032



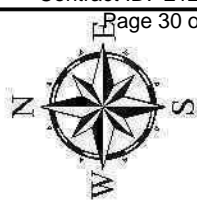
DEPARTMENT OF HIGHWAYS
MAP OF MASON COUNTY



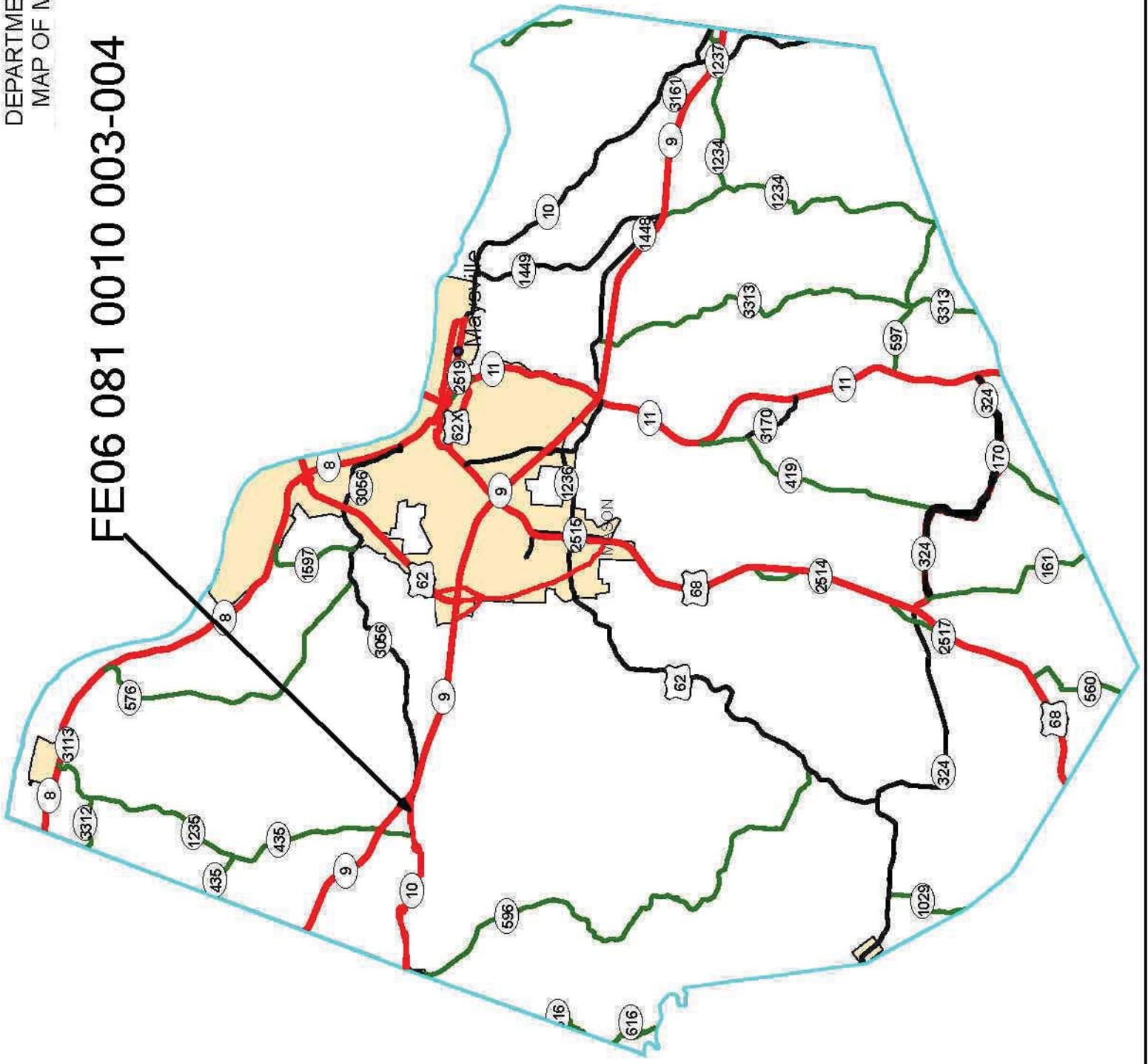
FE06 081 0010 000-001



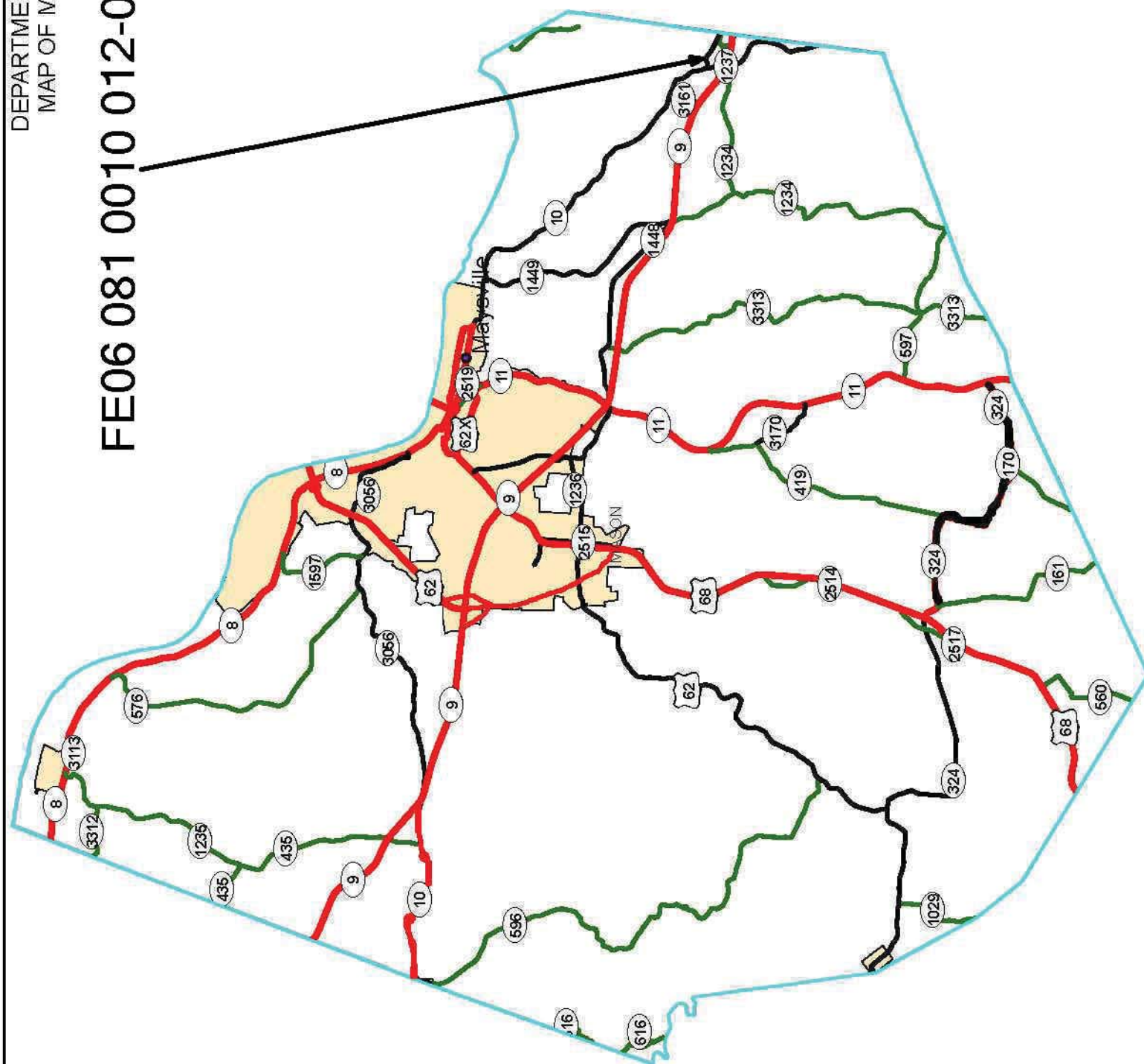
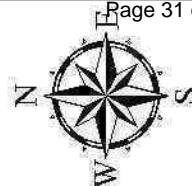
DEPARTMENT OF HIGHWAYS
MAP OF MASON COUNTY



FE06 081 0010 003-004



FE06 081 0010 012-014



MATERIAL SUMMARY

CONTRACT ID: 212193

121GR21P037-FE06

MP06800082101

QUINCY-SOUTH PORTSMOUTH ROAD (KY 8) FROM 0.109 MILES EAST OF FIREBRICK-INDIAN ROAD
EXTENDING EAST TO 0.297 MILES WEST OF CHRISTY LANE GUARDRAIL, A DISTANCE OF .19 MILES.

Project Line No	Bid Code	DESCRIPTION	Quantity	Unit
0005	00001	DGA BASE	60.00	TON
0010	01987	DELINEATOR FOR GUARDRAIL BI DIRECTIONAL WHITE	21.00	EACH
0015	02351	GUARDRAIL-STEEL W BEAM-S FACE	987.50	LF
0020	02367	GUARDRAIL END TREATMENT TYPE 1	2.00	EACH
0025	02562	TEMPORARY SIGNS	190.00	SQFT
0030	02650	MAINTAIN & CONTROL TRAFFIC - (KY 8 031-032)	1.00	LS
0035	20257NC	SITE PREPARATION - (KY 8 031-032)	1.00	LS
0040	02569	DEMOBILIZATION	1.00	LS

CONTRACT ID: 212193

121GR21P037-FE06

mp08100102101

GERMANTOWN ROAD (KY 10) FROM 0.601 MILES EAST OF THE BRACKEN COUNTY LINE EXTENDING EAST
TO 0.268 MILES WEST OF WALTON PIKE GUARDRAIL, A DISTANCE OF .4 MILES.

Project Line No	Bid Code	DESCRIPTION	Quantity	Unit
0045	00001	DGA BASE	50.00	TON
0050	01987	DELINEATOR FOR GUARDRAIL BI DIRECTIONAL WHITE	22.00	EACH
0055	02351	GUARDRAIL-STEEL W BEAM-S FACE	987.50	LF
0060	02360	GUARDRAIL TERMINAL SECTION NO 1	2.00	EACH
0065	02367	GUARDRAIL END TREATMENT TYPE 1	1.00	EACH
0070	02373	GUARDRAIL END TREATMENT TYPE 3	1.00	EACH
0075	02562	TEMPORARY SIGNS	190.00	SQFT
0080	02650	MAINTAIN & CONTROL TRAFFIC - (KY 10 0.601-1.000)	1.00	LS
0085	20257NC	SITE PREPARATION - (KY 10 0.601-1.000)	1.00	LS
0090	02569	DEMOBILIZATION	1.00	LS

MATERIAL SUMMARY

CONTRACT ID: 212193

121GR21P037-FE06

MP08100102102

GERMANTOWN ROAD (KY 10) FROM 0.594 MILES EAST OF KY 435 EXTENDING EAST TO KY 9 GUARDRAIL, A DISTANCE OF .2 MILES.

Project Line No	Bid Code	DESCRIPTION	Quantity	Unit
0095	00001	DGA BASE	50.00	TON
0100	01987	DELINEATOR FOR GUARDRAIL BI DIRECTIONAL WHITE	11.00	EACH
0105	02351	GUARDRAIL-STEEL W BEAM-S FACE	512.50	LF
0110	02367	GUARDRAIL END TREATMENT TYPE 1	1.00	EACH
0115	02391	GUARDRAIL END TREATMENT TYPE 4A	1.00	EACH
0120	02562	TEMPORARY SIGNS	190.00	SQFT
0125	02650	MAINTAIN & CONTROL TRAFFIC - (KY 10 3.600-3.804)	1.00	LS
0130	20257NC	SITE PREPARATION - (KY 10 3.600-3.804)	1.00	LS
0135	02569	DEMOBILIZATION	1.00	LS

CONTRACT ID: 212193

121GR21P037-FE06

MP08100102103

GERMANTOWN ROAD (KY 10) FROM 0.531 MILES EAST OF KY 1237 EXTENDING EAST TO LEWIS COUNTY LINE GUARDRAIL, A DISTANCE OF .27 MILES.

Project Line No	Bid Code	DESCRIPTION	Quantity	Unit
0140	00001	DGA BASE	100.00	TON
0145	00461	CULVERT PIPE-15 IN	80.00	LF
0150	01370	METAL END SECTION TY 1-15 IN	2.00	EACH
0155	01987	DELINEATOR FOR GUARDRAIL BI DIRECTIONAL WHITE	28.00	EACH
0160	02351	GUARDRAIL-STEEL W BEAM-S FACE	1,325.00	LF
0165	02360	GUARDRAIL TERMINAL SECTION NO 1	1.00	EACH
0170	02367	GUARDRAIL END TREATMENT TYPE 1	1.00	EACH
0175	02373	GUARDRAIL END TREATMENT TYPE 3	2.00	EACH
0180	02562	TEMPORARY SIGNS	190.00	SQFT
0185	02650	MAINTAIN & CONTROL TRAFFIC - (KY 10 12.950-13.219)	1.00	LS
0190	20257NC	SITE PREPARATION - (KY 10 12.950-13.219)	1.00	LS
0195	02569	DEMOBILIZATION	1.00	LS

LEWIS COUNTY
FE06 068 0008 031-032

Milepoint	Direction	Remove Beginning Treatment	Install Leading End Treatment	Install Rail	Remove Rail	Remove Ending Treatment	Install Trailing End Treatment	Notes
31.53	Westbound	0	TYPE 1	987.5	0	0	TYPE 1	1

NOTES 1. See KYTC Standard Drawings for pay limits of End Treatments.

Project Totals	Removal	Installation
		2 - Type 1 987.5 LF Guardrail

MASON COUNTY
FE06 081 0010 000-001

Location	Direction	Remove Beginning Treatment	Install Leading End Treatment	Install Rail	Remove Rail	Remove Ending Treatment	Install Trailing End Treatment	Notes
0.740-0.823	EASTBOUND	0	TYPE 3	450.0	0	0	12.5' Radius Rail + Term. No. 1	
0.830-0.929	WESTBOUND	0	TYPE 1	537.5	0	0	12.5' Radius Rail + Term. No. 1	

NOTES 1. See KYTC Standard Drawings for pay limits of End Treatments.

Project Totals	Removal	Installation
		1 - Type 1 1 - Type 3 2 - Term. No. 1 987.5 Linear Feet Guardrail

MASON COUNTY
FE06 081 0010 003-004

Location	Direction	Remove Beginning Treatment	Leading End Treatment	Install Rail	Remove Rail	Remove Ending Treatment	Trailing End Treatment	Notes
3.594 - 3.690	EASTBOUND	0	TYPE 1	512.5	0	0	TYPE 4A	60 CY Embankment in Place

NOTES 1. See KYTC Standard Drawings for pay limits of End Treatments.

Project Totals	Removal	Installation
		1 - Type 1 1 - Type 4A 60 CY Embankment in Place 512.5 Linear Feet Guardrail

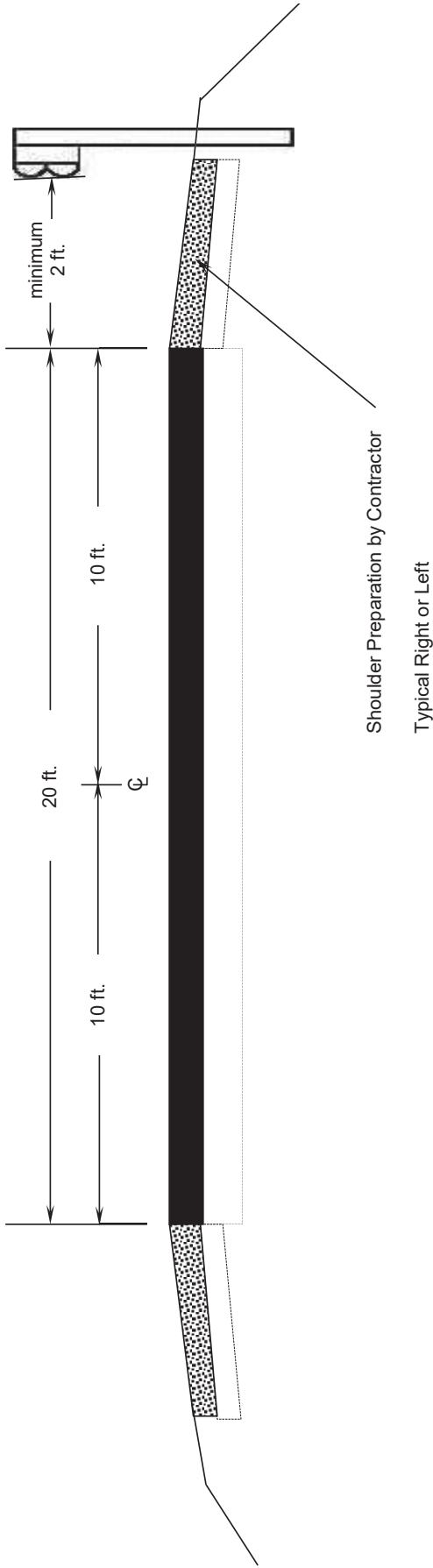
MASON COUNTY
FE06 081 0010 012-014

M.P.	Direction	Remove Beginning Treatment	Install Leading End Treatment	Install Rail	Remove Rail	Remove Ending Treatment	Install Trailing End Treatment	Notes
12.865-12.966	EASTBOUND	0	25' Radius Rail + Term Section No. 1	562.5	0	0	TYPE 3	Type 3: 40' 15" Culvert Pipe, 1 Metal End Section, and DGA Base
12.865-13.008	WESTBOUND	0	TYPE 1	762.5	0	0	TYPE 3	Type 3: 40' 15" Culvert Pipe, 1 Metal End Section, and DGA Base

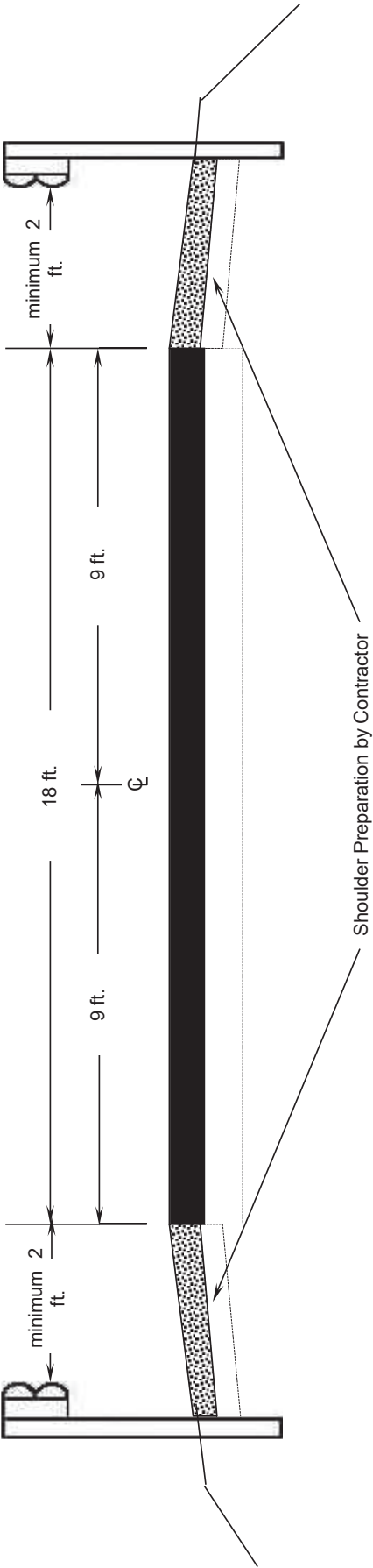
NOTES 1. See KYTC Standard Drawings for pay limits of End Treatments.

Project Totals	Removal	Installation
		1 - Type 1 2 - Type 3 1 - Terminal Section No. 1 2 - Metal End Section No. 1 80 Feet - 15" culvert Pipe 1,325 LF - Guardrail

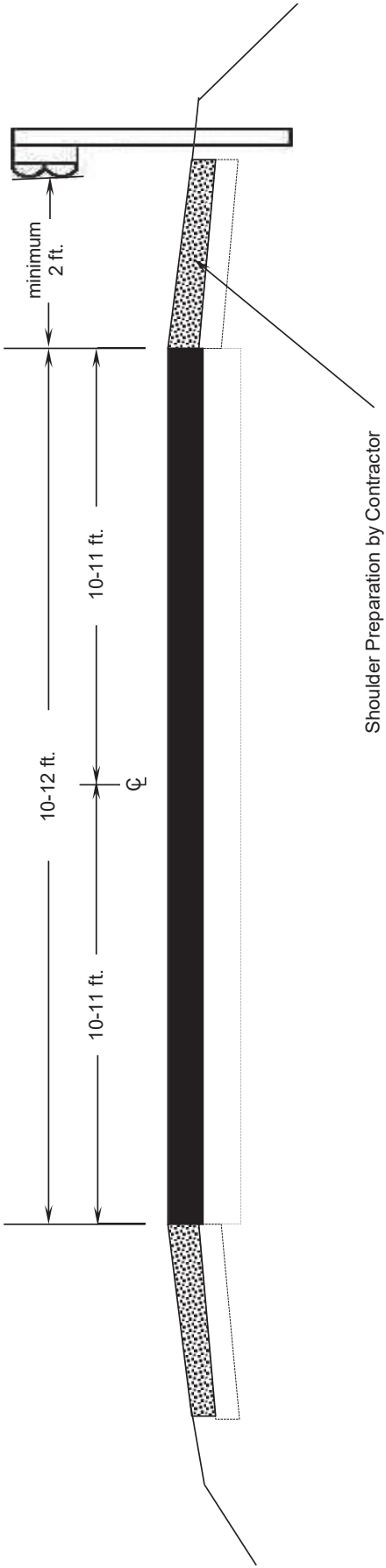
TYPICAL SECTION
FE06 068 0008 031-032



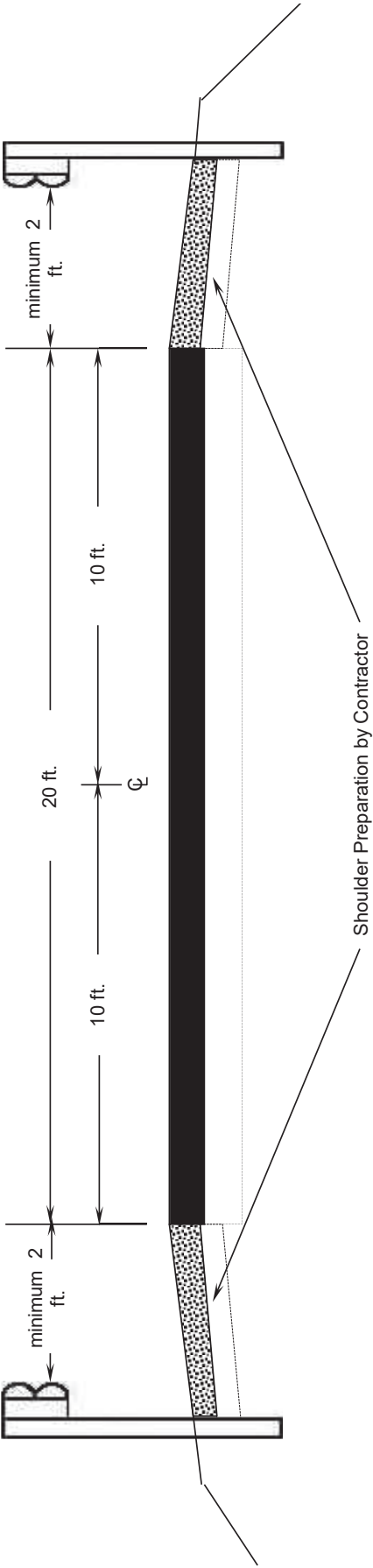
TYPICAL SECTION
FE06 081 0010 000-001




TYPICAL SECTION
FE06 081 0010 003-004



TYPICAL SECTION
FE06 081 0010 012-014





PART II

SPECIFICATIONS AND STANDARD DRAWINGS

SPECIFICATIONS REFERENCE

Any reference in the plans or proposal to previous editions of the *Standard Specifications for Road and Bridge Construction* and *Standard Drawings* are superseded by *Standard Specifications for Road and Bridge Construction, Edition of 2019* and *Standard Drawings, Edition of 2020*.

SUPPLEMENTAL SPECIFICATIONS

The contractor shall use the Supplemental Specifications that are effective at the time of letting.
The Supplemental Specifications can be found at the following link:

<http://transportation.ky.gov/Construction/Pages/Kentucky-Standard-Specifications.aspx>

2020 KENTUCKY STANDARD DRAWINGS

TYPICAL GUARDRAIL INSTALLATIONS	RBI-001-12
TYPICAL GUARDRAIL INSTALLATIONS	RBI-002-07
INSTALLATION OF GUARDRAIL END TREATMENT TYPE 1	RBI-004-06
STEEL BEAM GUARDRAIL (“W”-BEAM).....	RBR-001-13
GUARDRAIL COMPONENTS.....	RBR-005-11
GUARDRAIL TERMINAL SECTIONS	RBR-010-06
STEEL GUARDRAIL POSTS.....	RBR-015-06
GUARDRAIL SYSTEM TRANSITION	RBR-018
GUARDRAIL END TREATMENT TYPE 1	RBR-020-07
GUARDRAIL END TREATMENT TYPE 3	RBR-030-05
GUARDRAIL END TREATMENT TYPE 3 PIPE DRAINAGE DETAIL	RBR-031-01
GUARDRAIL END TREATMENT TYPE 3 ALTERNATE ANCHOR.....	RBR-032
GUARDRAIL END TREATMENT TYPE 4A.....	RBR-035-12
DELINEATORS FOR GUARDRAIL.....	RBR-055-01
METAL END SECTION TYPE 1 & 2 (PARALLEL STRUCTURES).....	RDB-150-02
DIMENSIONS FOR METAL END SECTIONS.....	RDB-160-02
CULVERT, ENTRANCE & STORM SEWER PIPE TYPES & COVER HEIGHTS.....	RDI-001-10
PIPE BEDDING FOR CULVERTS, ENTRANCE AND STORM SEWER PIPE.....	RDI-020-10
PIPE BEDDING FOR CULVERTS, ENTRANCE AND STORM SEWER REINFORCED CONC.PIPE.....	RDI-021-01
PIPE BEDDING, TRENCH CONDITION.....	RDI-025-06
PIPE BEDDING, TRENCH CONDITION REINFORCED CONC. PIPE.....	RDI-026-01
COATINGS, LININGS AND PAVINGS FOR NON-STRUCTURAL PLATE PIPE	RDI-035-02
EROSION CONTROL BLANKET SLOPE INSTALLATION.....	RDI-040-01
TEMPORARY SILT FENCE.....	RDX-210-03
TEMPORARY SILT FENCE WITH WOVEN WIRE FENCE FABRIC.....	RDX-215-01
SILT TRAP - TYPE A.....	RDX-220-05
SILT TRAP - TYPE B.....	RDX-225-01
SILT TRAP - TYPE C.....	RDX-230-01
CURVE WIDENING AND SUPERELEVATION TRANSITIONS	RGS-001-07
MISCELLANEOUS STANDARDS.....	RGX-001-06
ONE POINT PROCTER FAMILY OF CURVES.....	RGX-200-01
APPROACHES, ENTRANCES, AND MAIL BOX TURNOUT	RPM-110-07
LANE CLOSURE TWO-LANE HIGHWAY	TTC-100-05
SHOULDER CLOSURE	TTC-135-03
PAVEMENT CONDITION WARNING SIGNS.....	TTD-125-03

PART III

EMPLOYMENT, WAGE AND RECORD REQUIREMENTS

**TRANSPORTATION CABINET
DEPARTMENT OF HIGHWAYS**

**LABOR AND WAGE REQUIREMENTS
APPLICABLE TO OTHER THAN FEDERAL-AID SYSTEM PROJECTS**

- I. Application
- II. Nondiscrimination of Employees (KRS 344)

I. APPLICATION

1. These contract provisions shall apply to all work performed on the contract by the contractor with his own organization and with the assistance of workmen under his immediate superintendence and to all work performed on the contract by piecework, station work or by subcontract. The contractor's organization shall be construed to include only workmen employed and paid directly by the contractor and equipment owned or rented by him, with or without operators.

2. The contractor shall insert in each of his subcontracts all of the stipulations contained in these Required Provisions and such other stipulations as may be required.

3. A breach of any of the stipulations contained in these Required Provisions may be grounds for termination of the contract.

3. If the contractor is in control of apprenticeship or other training or retraining, including on-the-job training programs, he shall not discriminate against an individual because of his race, color, religion, national origin, sex, disability or age forty (40) and over, in admission to, or employment in any program established to provide apprenticeship or other training.

4. The contractor will send to each labor union or representative of workers with which he has a collective bargaining agreement or other contract or understanding, a notice to be provided advising the said labor union or workers' representative of the contractor's commitments under this section, and shall post copies of the notice in conspicuous places available to employees and applicants for employment. The contractor will take such action with respect to any subcontract or purchase order as the administering agency may direct as a means of enforcing such provisions, including sanctions for non-compliance.

Revised: January 25, 2017

II. NONDISCRIMINATION OF EMPLOYEES

**AN ACT OF THE KENTUCKY
GENERAL ASSEMBLY TO PREVENT
DISCRIMINATION IN EMPLOYMENT
KRS CHAPTER 344
EFFECTIVE JUNE 16, 1972**

The contract on this project, in accordance with KRS Chapter 344, provides that during the performance of this contract, the contractor agrees as follows:

1. The contractor shall not fail or refuse to hire, or shall not discharge any individual, or otherwise discriminate against an individual with respect to his compensation, terms, conditions, or privileges of employment, because of such individual's race, color, religion, national origin, sex, disability or age (forty and above); or limit, segregate, or classify his employees in any way which would deprive or tend to deprive an individual of employment opportunities or otherwise adversely affect his status as an employee, because of such individual's race, color, religion, national origin, sex, disability or age forty (40) and over. The contractor agrees to post in conspicuous places, available to employees and applicants for employment, notices to be provided setting forth the provisions of this nondiscrimination clause.

2. The contractor shall not print or publish or cause to be printed or published a notice or advertisement relating to employment by such an employer or membership in or any classification or referral for employment by the employment agency, indicating any preference, limitation, specification, or discrimination, based on race, color, religion, national origin, sex, or age forty (40) and over, or because the person is a qualified individual with a disability, except that such a notice or advertisement may indicate a preference, limitation, or specification based on religion, national origin, sex, or age forty (40) and over, or because the person is a qualified individual with a disability, when religion, national origin, sex, or age forty (40) and over, or because the person is a qualified individual with a disability, is a bona fide occupational qualification for employment.

EXECUTIVE BRANCH CODE OF ETHICS

In the 1992 regular legislative session, the General Assembly passed and Governor Brereton Jones signed Senate Bill 63 (codified as KRS 11A), the Executive Branch Code of Ethics, which states, in part:

KRS 11A.040 (7) provides:

No present or former public servant shall, within six (6) months following termination of his office or employment, accept employment, compensation, or other economic benefit from any person or business that contracts or does business with, or is regulated by, the state in matters in which he was directly involved during the last thirty-six (36) months of his tenure. This provision shall not prohibit an individual from returning to the same business, firm, occupation, or profession in which he was involved prior to taking office or beginning his term of employment, or for which he received, prior to his state employment, a professional degree or license, provided that, for a period of six (6) months, he personally refrains from working on any matter in which he was directly involved during the last thirty-six (36) months of his tenure in state government. This subsection shall not prohibit the performance of ministerial functions, including but not limited to filing tax returns, filing applications for permits or licenses, or filing incorporation papers, nor shall it prohibit the former officer or public servant from receiving public funds disbursed through entitlement programs.

KRS 11A.040 (9) states:

A former public servant shall not represent a person or business before a state agency in a matter in which the former public servant was directly involved during the last thirty-six (36) months of his tenure, for a period of one (1) year after the latter of:

- a) The date of leaving office or termination of employment; or
- b) The date the term of office expires to which the public servant was elected.

This law is intended to promote public confidence in the integrity of state government and to declare as public policy the idea that state employees should view their work as a public trust and not as a way to obtain private benefits.

If you have worked for the executive branch of state government within the past six months, you may be subject to the law's prohibitions. The law's applicability may be different if you hold elected office or are contemplating representation of another before a state agency.

Also, if you are affiliated with a firm which does business with the state and which employs former state executive-branch employees, you should be aware that the law may apply to them.

In case of doubt, the law permits you to request an advisory opinion from the Executive Branch Ethics Commission, 3 Fountain Place, Frankfort, Kentucky 40601; telephone (502) 564-7954.

Revised: January 27, 2017

Kentucky Equal Employment Opportunity Act of 1978

The requirements of the Kentucky Equal Employment Opportunity Act of 1978 (KRS 45.560-45.640) shall apply to this Contract. The apparent low Bidder will be required to submit EEO forms to the Division of Construction Procurement, which will then forward to the Finance and Administration Cabinet for review and approval. No award will become effective until all forms are submitted and EEO/CC has certified compliance. The required EEO forms are as follows:

- EEO-1: Employer Information Report
- Affidavit of Intent to Comply
- Employee Data Sheet
- Subcontractor Report

These forms are available on the Finance and Administration's web page under ***Vendor Information, Standard Attachments and General Terms*** at the following address:
<https://www.eProcurement.ky.gov>.

Bidders currently certified as being in compliance by the Finance and Administration Cabinet may submit a copy of their approval letter in lieu of the referenced EEO forms.

For questions or assistance please contact the Finance and Administration Cabinet by email at **finance.contractcompliance@ky.gov** or by phone at 502-564-2874.

EMPLOYEE RIGHTS UNDER THE FAIR LABOR STANDARDS ACT

THE UNITED STATES DEPARTMENT OF LABOR WAGE AND HOUR DIVISION

FEDERAL MINIMUM WAGE

\$7.25 PER HOUR

BEGINNING JULY 24, 2009

OVERTIME PAY

At least 1½ times your regular rate of pay for all hours worked over 40 in a workweek.

CHILD LABOR

An employee must be at least **16** years old to work in most non-farm jobs and at least **18** to work in non-farm jobs declared hazardous by the Secretary of Labor.

Youths **14** and **15** years old may work outside school hours in various non-manufacturing, non-mining, non-hazardous jobs under the following conditions:

No more than

- **3** hours on a school day or **18** hours in a school week;
- **8** hours on a non-school day or **40** hours in a non-school week.

Also, work may not begin before **7 a.m.** or end after **7 p.m.**, except from June 1 through Labor Day, when evening hours are extended to **9 p.m.** Different rules apply in agricultural employment.

TIP CREDIT

Employers of “tipped employees” must pay a cash wage of at least \$2.13 per hour if they claim a tip credit against their minimum wage obligation. If an employee’s tips combined with the employer’s cash wage of at least \$2.13 per hour do not equal the minimum hourly wage, the employer must make up the difference. Certain other conditions must also be met.

ENFORCEMENT

The Department of Labor may recover back wages either administratively or through court action, for the employees that have been underpaid in violation of the law. Violations may result in civil or criminal action.

Employers may be assessed civil money penalties of up to \$1,100 for each willful or repeated violation of the minimum wage or overtime pay provisions of the law and up to \$11,000 for each employee who is the subject of a violation of the Act’s child labor provisions. In addition, a civil money penalty of up to \$50,000 may be assessed for each child labor violation that causes the death or serious injury of any minor employee, and such assessments may be doubled, up to \$100,000, when the violations are determined to be willful or repeated. The law also prohibits discriminating against or discharging workers who file a complaint or participate in any proceeding under the Act.

ADDITIONAL INFORMATION

- Certain occupations and establishments are exempt from the minimum wage and/or overtime pay provisions.
- Special provisions apply to workers in American Samoa and the Commonwealth of the Northern Mariana Islands.
- Some state laws provide greater employee protections; employers must comply with both.
- The law requires employers to display this poster where employees can readily see it.
- Employees under 20 years of age may be paid \$4.25 per hour during their first 90 consecutive calendar days of employment with an employer.
- Certain full-time students, student learners, apprentices, and workers with disabilities may be paid less than the minimum wage under special certificates issued by the Department of Labor.

For additional information:



1-866-4-USWAGE

(1-866-487-9243)

TTY: 1-877-889-5627



WWW.WAGEHOUR.DOL.GOV

PART IV

INSURANCE

Refer to
Kentucky Standard Specifications for Road and Bridge Construction,
current edition

PART V

BID ITEMS

Report Date 3/23/21

Section: 0001 - GUARDRAIL

LINE	BID CODE	ALT	DESCRIPTION	QUANTITY	UNIT	UNIT PRIC	FP	AMOUNT
0010	00001		DGA BASE	260.00	TON		\$	
0020	00461		CULVERT PIPE-15 IN	80.00	LF		\$	
0030	01370		METAL END SECTION TY 1-15 IN	2.00	EACH		\$	
0040	01987		DELINEATOR FOR GUARDRAIL BI DIRECTIONAL WHITE	82.00	EACH		\$	
0050	02351		GUARDRAIL-STEEL W BEAM-S FACE	3,812.50	LF		\$	
0060	02360		GUARDRAIL TERMINAL SECTION NO 1	3.00	EACH		\$	
0070	02367		GUARDRAIL END TREATMENT TYPE 1	5.00	EACH		\$	
0080	02373		GUARDRAIL END TREATMENT TYPE 3	3.00	EACH		\$	
0090	02391		GUARDRAIL END TREATMENT TYPE 4A	1.00	EACH		\$	
0100	02562		TEMPORARY SIGNS	760.00	SQFT		\$	
0110	02650		MAINTAIN & CONTROL TRAFFIC (KY 10 0.601-1.000)	1.00	LS		\$	
0120	02650		MAINTAIN & CONTROL TRAFFIC (KY 10 12.950-13.219)	1.00	LS		\$	
0130	02650		MAINTAIN & CONTROL TRAFFIC (KY 10 3.600-3.804)	1.00	LS		\$	
0140	02650		MAINTAIN & CONTROL TRAFFIC (KY 8 031-032)	1.00	LS		\$	
0150	20257NC		SITE PREPARATION (KY 10 0.601-1.000)	1.00	LS		\$	
0160	20257NC		SITE PREPARATION (KY 10 12.950-13.219)	1.00	LS		\$	
0170	20257NC		SITE PREPARATION (KY 10 3.600-3.804)	1.00	LS		\$	
0180	20257NC		SITE PREPARATION (KY 8 031-032)	1.00	LS		\$	

Section: 0002 - DEMOBILIZATION

LINE	BID CODE	ALT	DESCRIPTION	QUANTITY	UNIT	UNIT PRIC	FP	AMOUNT
0190	02569		DEMOBILIZATION	1.00	LS		\$	