



CALL NO. 407

CONTRACT ID. 152961

OWEN COUNTY

FED/STATE PROJECT NUMBER 094GR15M049 - FE02

DESCRIPTION KY 330 MP 5.41 AND KY 355 MP 4.78 BRIDGES

WORK TYPE BRIDGE PAINTING & CLEANING

PRIMARY COMPLETION DATE 7/31/2016

LETTING DATE: July 31,2015

Sealed Bids will be received electronically through the Bid Express bidding service until 10:00 AM EASTERN DAYLIGHT TIME July 31,2015. Bids will be publicly announced at 10:00 AM EASTERN DAYLIGHT TIME.

NO PLANS ASSOCIATED WITH THIS PROJECT.

REQUIRED BID PROPOSAL GUARANTY: Not less than 5% of the total bid.

TABLE OF CONTENTS

| | |
|----------|-----------------------------------------------------------------------------------------------------------------------------------------------------------------------------------------------------------------------------------------------------------------------------------------------|
| PART I | SCOPE OF WORK |
| | <ul style="list-style-type: none">• PROJECT(S), COMPLETION DATE(S), & LIQUIDATED DAMAGES• CONTRACT NOTES• STATE CONTRACT NOTES• SPECIAL NOTE(S) APPLICABLE TO PROJECT• MATERIAL SUMMARY |
| PART II | SPECIFICATIONS AND STANDARD DRAWINGS |
| | <ul style="list-style-type: none">• SPECIFICATIONS REFERENCE• SUPPLEMENTAL SPECIFICATION |
| PART III | EMPLOYMENT, WAGE AND RECORD REQUIREMENTS |
| | <ul style="list-style-type: none">• LABOR AND WAGE REQUIREMENTS• EXECUTIVE BRANCH CODE OF ETHICS• KENTUCKY EQUAL EMPLOYMENT OPPORTUNITY ACT OF 1978 LOCALITY 1,2,3,4 / STATE (OVER 250,000)• PROJECT WAGE RATES LOCALITY 3 / FEDERAL & STATE |
| PART IV | INSURANCE |
| PART V | BID ITEMS |

PART I
SCOPE OF WORK

ADMINISTRATIVE DISTRICT - 06

CONTRACT ID - 152961

094GR15M049 - FE02

COUNTY - OWEN

PCN - MB09403301501

FE02 094 0330 B00003N

KY 330 OVER EAGLE CREEK 094B00003N HALLAM - LUSBYS MILL ROAD
KY 330 OVER EAGLE CREEK MP 5.41BRIDGE PAINTING & CLEANING
GEOGRAPHIC COORDINATES LATITUDE 38:31:52.00 LONGITUDE 84:43:09.00

PCN - MB09403551501

FE02 094 0355 B00006N

KY 355 OVER SEVERN CREEK 094B00006N GRATZ ROAD
KY 355 OVER SEVERN CREEK MP 4.75BRIDGE PAINTING & CLEANING
GEOGRAPHIC COORDINATES LATITUDE 38:27:55.00 LONGITUDE 84:55:22.00

COMPLETION DATE(S):

COMPLETED BY 07/31/2016

APPLIES TO ENTIRE CONTRACT

CONTRACT NOTES

PROPOSAL ADDENDA

All addenda to this proposal must be applied when calculating bid and certified in the bid packet submitted to the Kentucky Department of Highways. Failure to use the correct and most recent addenda may result in the bid being rejected.

BID SUBMITTAL

Bidder must use the Department's Expedite Bidding Program available on the Internet web site of the Department of Highways, Division of Construction Procurement. (www.transportation.ky.gov/construction-procurement)

The Bidder must download the bid file located on the Bid Express website (www.bidx.com) to prepare a bid packet for submission to the Department. The bidder must submit electronically using Bid Express.

JOINT VENTURE BIDDING

Joint venture bidding is permissible. All companies in the joint venture must be prequalified in one of the work types in the Qualifications for Bidders for the project. The bidders must get a vendor ID for the joint venture from the Division of Construction Procurement and register the joint venture as a bidder on the project. Also, the joint venture must obtain a digital ID from Bid Express to submit a bid. A joint bid bond of 5% may be submitted for both companies or each company may submit a separate bond of 5%.

UNDERGROUND FACILITY DAMAGE PROTECTION

The contractor is advised that the Underground Facility Damage Protection Act of 1994, became law January 1, 1995. It is the contractor's responsibility to determine the impact of the act regarding this project, and take all steps necessary to be in compliance with the provision of the act.

SPECIAL NOTE FOR COMPOSITE OFFSET BLOCKS

Contrary to the Standard Drawings (2012 edition) the Cabinet will allow 6" composite offset blocks in lieu of wooden offset blocks, except as specified on proprietary end treatments and crash cushions. The composite blocks shall be selected from the Cabinet's List of Approved Materials.

REGISTRATION WITH THE SECRETARY OF STATE BY A FOREIGN ENTITY

Pursuant to KRS 176.085(1)(b), an agency, department, office, or political subdivision of the Commonwealth of Kentucky shall not award a state contract to a person that is a foreign entity required by [KRS 14A.9-010](#) to obtain a certificate of authority to transact business in the Commonwealth (“certificate”) from the Secretary of State under [KRS 14A.9-030](#) unless the person produces the certificate within fourteen (14) days of the bid or proposal opening. If the foreign entity is not required to obtain a certificate as provided in [KRS 14A.9-010](#), the foreign entity should identify the applicable exception. Foreign entity is defined within [KRS 14A.1-070](#).

For all foreign entities required to obtain a certificate of authority to transact business in the Commonwealth, if a copy of the certificate is not received by the contracting agency within the time frame identified above, the foreign entity’s solicitation response shall be deemed non-responsive or the awarded contract shall be cancelled.

Businesses can register with the Secretary of State at <https://secure.kentucky.gov/sos/ftbr/welcome.aspx>.

SPECIAL NOTE FOR PROJECT QUESTIONS DURING ADVERTISEMENT

Questions about projects during the advertisement should be submitted in writing to the Division of Construction Procurement. This may be done by fax (502) 564-7299 or email to kytc.projectquestions@ky.gov. The Department will attempt to answer all submitted questions. The Department reserves the right not to answer if the question is not pertinent or does not aid in clarifying the project intent.

The deadline for posting answers will be 3:00 pm Eastern Daylight Time, the day preceding the Letting. Questions may be submitted until this deadline with the understanding that the later a question is submitted, the less likely an answer will be able to be provided.

The questions and answers will be posted for each Letting under the heading “Questions & Answers” on the Construction Procurement website (www.transportation.ky.gov/contract). The answers provided shall be considered part of this Special Note and, in case of a discrepancy, will govern over all other bidding documents.

HARDWOOD REMOVAL RESTRICTIONS

The US Department of Agriculture has imposed a quarantine in Kentucky and several surrounding states, to prevent the spread of an invasive insect, the emerald ash borer.

Hardwood cut in conjunction with the project may not be removed from the state. Chipping or burning on site is the preferred method of disposal.

INSTRUCTIONS FOR EXCESS MATERIAL SITES AND BORROW SITES

Identification of excess material sites and borrow sites shall be the responsibility of the Contractor. The Contractor shall be responsible for compliance with all applicable state and federal laws and may wish to consult with the US Fish and Wildlife Service to seek protection under Section 10 of the Endangered Species Act for these activities.

ACCESS TO RECORDS

The contractor, as defined in KRS 45A.030 (9) agrees that the contracting agency, the Finance and Administration Cabinet, the Auditor of Public Accounts, and the Legislative Research Commission, or their duly authorized representatives, shall have access to any books, documents, papers, records, or other evidence, which are directly pertinent to this contract for the purpose of financial audit or program review. Records and other prequalification information confidentially disclosed as part of the bid process shall not be deemed as directly pertinent to the contract and shall be exempt from disclosure as provided in KRS 61.878(1)(c). The contractor also recognizes that any books, documents, papers, records, or other evidence, received during a financial audit or program review shall be subject to the Kentucky Open Records Act, KRS 61.870 to 61.884.

In the event of a dispute between the contractor and the contracting agency, Attorney General, or the Auditor of Public Accounts over documents that are eligible for production and review, the Finance and Administration Cabinet shall review the dispute and issue a determination, in accordance with Secretary's Order 11-004. (See attachment)

10/29/12



Steven L. Beshear
Governor

Commonwealth of Kentucky
Finance and Administration Cabinet
OFFICE OF THE SECRETARY
Room 383, Capitol Annex
702 Capital Avenue
Frankfort, KY 40601-3462
(502) 564-4240
Fax (502) 564-6785

Lori H. Flanery
Secretary

SECRETARY'S ORDER 11-004

FINANCE AND ADMINISTRATION CABINET

Vendor Document Disclosure

WHEREAS, in order to promote accountability and transparency in governmental operations, the Finance and Administration Cabinet believes that a mechanism should be created which would provide for review and assistance to an Executive Branch agency if said agency cannot obtain access to documents that it deems necessary to conduct a review of the records of a private vendor that holds a contract to provide goods and/or services to the Commonwealth; and

WHEREAS, in order to promote accountability and transparency in governmental operations, the Finance and Administration Cabinet believes that a mechanism should be created which would provide for review and assistance to an Executive Branch agency if said agency cannot obtain access to documents that it deems necessary during the course of an audit, investigation or any other inquiry by an Executive Branch agency that involves the review of documents; and

WHEREAS, KRS 42.014 and KRS 12.270 authorizes the Secretary of the Finance and Administration Cabinet to establish the internal organization and assignment of functions which are not established by statute relating to the Finance and Administration Cabinet; further, KRS Chapter 45A.050 and 45A.230 authorizes the Secretary of the Finance and Administration Cabinet to procure, manage and control all supplies and services that are procured by the Commonwealth and to intervene in controversies among vendors and state agencies; and

NOW, THEREFORE, pursuant to the authority vested in me by KRS 42.014, KRS 12.270, KRS 45A.050, and 45A.230, I, Lori H. Flanery, Secretary of the Finance and Administration Cabinet, do hereby order and direct the following:

- I. Upon the request of an Executive Branch agency, the Finance and Administration Cabinet ("FAC") shall formally review any dispute arising where the agency has requested documents from a private vendor that holds a state contract and the vendor has refused access to said documents under a claim that said documents are not directly pertinent or relevant to the agency's inquiry upon which the document request was predicated.
- II. Upon the request of an Executive Branch agency, the FAC shall formally review any situation where the agency has requested documents that the agency deems necessary to

conduct audits, investigations or any other formal inquiry where a dispute has arisen as to what documents are necessary to conclude the inquiry.

- III. Upon receipt of a request by a state agency pursuant to Sections I & II, the FAC shall consider the request from the Executive Branch agency and the position of the vendor or party opposing the disclosure of the documents, applying any and all relevant law to the facts and circumstances of the matter in controversy. After FAC's review is complete, FAC shall issue a Determination which sets out FAC's position as to what documents and/or records, if any, should be disclosed to the requesting agency. The Determination shall be issued within 30 days of receipt of the request from the agency. This time period may be extended for good cause.
- IV. If the Determination concludes that documents are being wrongfully withheld by the private vendor or other party opposing the disclosure from the state agency, the private vendor shall immediately comply with the FAC's Determination. Should the private vendor or other party refuse to comply with FAC's Determination, then the FAC, in concert with the requesting agency, shall effectuate any and all options that it possesses to obtain the documents in question, including, but not limited to, jointly initiating an action in the appropriate court for relief.
- V. Any provisions of any prior Order that conflicts with the provisions of this Order shall be deemed null and void.

SPECIAL NOTE FOR RECIPROCAL PREFERENCE

Reciprocal preference to be given by public agencies to resident bidders

By reference, KRS 45A.490 to 45A.494 are incorporated herein and in compliance regarding the bidders residency. Bidders who want to claim resident bidder status should complete the Affidavit for Claiming Resident Bidder Status along with their bid in the Expedite Bidding Program. Submittal of the Affidavit should be done along with the bid in Bid Express.

03/01/2011

**SPECIAL NOTES
DISTRICT NO. 6
BRIDGE CLEANING AND PAINTING
OWEN COUNTY
CID NO. 152961 094GR15M049**

FE02 094 0330 B00003N 05.41

Owen County ~ KY 330 (Owenton Road) over Eagle Creek

Latitude – 38° 31' 52.00''

Longitude – 084° 43' 09.00''

Description

3~30' RCDG Spans - 1~80' Steel Girder Span - 3~30' RCDG Spans

FE02 094 0355 B00006N 04.78

Owen County ~ KY 355 (Gratz Road) over Severn Creek

Latitude – 38° 27' 55.00''

Longitude – 084° 55' 22.00''

Description

35' RCDG Span – 147' Simple Trough Truss Span – 2~35' RCDG Spans

SPECIAL NOTES FOR CLEANING AND PAINTING

SPECIAL NOTE FOR BIDDING PREQUALIFICATION AND STAFFING

SPECIAL NOTE FOR SURFACE PREPARATION AND PAINT APPLICATION

SPECIAL NOTE FOR WASTE MANAGEMENT

SPECIAL NOTE FOR RECYCLABLE SURFACE PREPARATION RESIDUE
MANAGEMENT

SPECIAL NOTE FOR QUALITY CONTROL

SPECIAL NOTE FOR PAINT

SPECIAL NOTE FOR ENVIRONMENTAL AND WORKER SAFETY
REGULATIONS

SPECIAL NOTE FOR PAYMENT

SPECIAL NOTE FOR STENCILING

SPECIAL NOTE FOR UTILITIES AND SIGNS

SPECIAL NOTE FOR WEIGHT LIMITS ON STRUCTURE

SPECIAL NOTE FOR REPLACING EXPANSION DAMS AND/OR INSTALLING
ARMORED EDGES FOR CONCRETE ON BRIDGES

SPECIAL NOTE FOR MAINTAINING AND CONTROLLING TRAFFIC

SPECIAL NOTE FOR BIDDING PREQUALIFICATION AND STAFFING

Bidders shall be Pre-qualified under **I18B** – Bridge Painting to have a bid opened and read.

The contractor(s) and or subcontractor(s) performing painting operations shall retain staff meeting the requirements listed below for the duration of this contract. Any production work conducted while not meeting these requirements shall not be eligible for payment. The contractor(s) and or subcontractor(s) performing painting operations personnel shall have been directly responsible for field operations of a structure painting project containing the requirements listed below.

1. A structure over a river or having multiple structures (more than three)
2. Having specific containment requirements
3. Maintaining vehicular traffic.

The projects shall have been completed to the facility owners' satisfaction.

The Contractor(s) and or Subcontractor(s) performing the Joint Resealing and Steel Repair operations required in this contract (not paint related) shall be Pre-qualified appropriate work items.

SPECIAL NOTE FOR SURFACE PREPARATION AND PAINT APPLICATION

All structural steel shall be cleaned and painted in accordance with the Kentucky Transportation Cabinet, Department of Highways, Standard Specifications for Road and Bridge Construction (current edition), and the following requirements:

A. SUBMITTALS

The Contractor shall comply with the submittal requirements detailed in Section 108 of the 2012 Standard Specifications for Road and Bridge Construction and submit the following **written** items to the Project Engineer **14 days** prior to the Pre-Construction Conference:

1. A detailed Progress of Work Schedule. The Progress of Work Schedule will be reviewed and approved by the KYTC Engineer.
2. Traffic Control Plan. The Traffic Control Plan will be reviewed and approved by the KYTC Engineer.
3. Worker Protection Plan. The Worker Protection Plan will be reviewed by the KYTC Engineer.
4. Environmental Compliance Plan, including a Waste Management and a Ground Water and Surface Water Protection Plan. The Environmental Compliance Plans will be reviewed by the KYTC Engineer.
5. Manufacturers' recommended Film Thickness and application conditions for the coating system to be used.
6. Rigging and Containment Plan, Design for rigging and containment shall be signed and stamped by a licensed Kentucky professional engineer. The design for containment will be reviewed by the KYTC engineer.

All submittals must be received, accepted and/or approved prior to beginning any work.

B. CONTAINMENT

All structural steel shall be totally enclosed during all phases of the work. All containment shall meet the criteria for **SSPC Guide 6 – Containment Classification Class 2A** for cleaning and painting of structural steel bridges.

Air Pressure- Negative air pressure meeting the requirements for **Type H2** shall be maintained.

Air Movement- A minimum air movement in containment is not specified but the contractor shall demonstrate that the air movement in the containment will provide the necessary engineering control to comply with OSHA worker safety requirements (i.e., lead standards as required by **29 CFR 1926**).

Emissions - Quantity of emissions from containment for structural steel bridges shall be assessed using Method A – Visible Emissions of **SSPC Guide 6** - Level 1 Emissions. Emissions shall be monitored for at least 15 minutes and reported in the logbook (**SEE SPECIAL NOTE FOR QUALITY CONTROL**) at least once for every four (4) hours of cleaning and painting.

Quantity of emissions from containment shall be assessed using **Method G** – Visual Assessment of Site Cleanliness. Results of the Method G assessment shall be reported in the logbook (**SEE SPECIAL NOTE FOR QUALITY CONTROL**).

Observance of emissions at any time may require (at the discretion of the Engineer) that cleaning and painting cease until the containment is sufficient to prevent emissions.

Provide proper (OSHA COMPLIANT) lighting on all operations (i.e. surface preparation, painting and inspection). Lighting for QA inspection shall meet the criteria described in **SSPC Guide 12** (Guide for Illumination of Industrial Painting Projects) for inspection.

The Contractor shall conduct EPA Ambient Air Monitoring for Toxic Metals (TSP-Lead) in accordance with 40 CFR 50 throughout all cleaning and painting operations including the removal of all containment materials and equipment from the project site. Background monitoring shall be conducted for a minimum of 3 days prior to mobilization of equipment and installation of containment materials. One pump shall be required at each site. The location will be determined by the Engineer. Additional monitoring may be requested at the discretion of the Engineer. Select an analytical laboratory which is approved to perform TSP-Lead analyses through the National Environmental Laboratories Accreditation Program (NELAP). Submit certified analytical results for each sample to the Engineer within 5 days of obtaining the sample. Emissions monitored by this method shall not exceed 1.5 micrograms per cubic meter ($\mu\text{g}/\text{m}^3$) as a 90 day average as defined in the National Ambient Air Quality Standard (NAAQS) for Lead. Calculations to determine adjusted acceptable allowances based on NAAQS and site specific schedules are detailed in SSPC Technology Guide No. 6 and SSPC Technology Update No. 7.

The contractor shall provide OSHA compliant safe access for all cleaning, painting, and inspections.

Wastes and residue deposited on the containment materials shall be collected daily. In addition, containment materials shall be cleaned prior to moving/dismantling. The Engineer may direct additional cleaning as conditions warrant.

C. SURFACE PREPARATION

Solvent Cleaning

All visible grease and oil shall be removed from the surface prior to abrasive blast cleaning. The surface shall be cleaned in accordance with **SSPC-SP 1** to remove oil, grease, and any other surface contaminants. Only solvents or detergents that are acceptable to the coating manufacturer and the Department shall be used. A clean cloth shall be used for the final wiping of the cleaned surface. All solvent cleaning materials shall be collected, handled, stored, and disposed of as hazardous waste.

Compressed Air

Compressed air used for any work shall be free from oil and/or water. The cleanliness of the compressed air shall be in accordance with **ASTM D 4285 (blotter test)**. The cleanliness of the compressed air shall be verified at least once per shift per compressor or as directed by the Engineer.

Abrasive Blast

All structural steel shall be abrasive blast cleaned to an **SSPC-SP 10/NACE NO. 2** “Near White Metal Blast Cleaning” standard as described in the current SSPC documents. After blast cleaning all surface imperfections that remain (e.g. sharp fins, sharp edges, weld splatter, burning slag, scabs, slivers, etc.) shall be removed. The surface profile shall be **angular 1.5 to 4.5 mils** as measured in accordance with **ASTM D 4417 Method B**.

Abrasive Media

Clean, dry, uniformly graded recyclable steel grit or grit/shot abrasive mix shall be used to produce an angular profile for blast cleaning that is free of oil, soluble salts and other similar substances which could contaminate the blasted surface. The abrasive shall meet the **SSPC-AB 2** “Cleanliness of Recycled Ferrous Metallic Abrasive” standard.

Residual lead paint may still be on bridge. The Contractor is advised to take all necessary protective measures including worker safety and environmental regulations when performing surface preparation. The Department will not consider any claims based on residual lead paint.

D. PAINT APPLICATION

Areas shall not be painted until they have been inspected and approved by the Engineer. Paint shall be applied only to clean, dry surfaces. Ensure that the appropriate surface condition, as described in the Abrasive Blast Cleaning section, is present at the time of primer application (i.e. re-treat if rust-back occurs). Apply a **Class II (Type I or Type II)** system from the approved list referenced in the **SPECIAL NOTE FOR PAINT**.

All coatings shall be applied within manufacturers recommended dry film thickness range. Comply with KYTC “Standard Specifications for Road and Bridge Construction” Section 614.03.02 and coatings supplier recommended conditions for application.

The finish coat shall be grey closely approaching Federal Standard 595 Color FS X6187.

Damages - All steps necessary to preclude damage to public property from paint overspray shall be taken. These steps shall include changes in the type of containment or cessation of spraying operations. The contractor shall be solely responsible for any damages arising from the painting operations.

Repair of paint defects - All defects in the new paint shall be repaired

E. PAINT STORAGE, HANDLING, SAMPLING, MIXING AND THINNING

A paint storage site for receiving and storing paint delivered for use on the project shall be established. The paint storage site shall be located separate from the job site. All new paint shall be received at the storage site for inventory and acceptance testing. At that time, have the Contractor's QC inspector (**SEE SPECIAL NOTE FOR QUALITY CONTROL**) and the Department's inspectors independently inventory the supplied paint by batch number and quantities delivered. Their tallies shall be compared and any differences resolved. The Department's inspector examines all paint containers delivered and rejects those with 1) broken seals, 2) rust, 3) and altered, missing or illegible batch numbers or labels. The Department's inspector numbers and initials each container with an indelible marker. A representative of the Department samples each lot of material (**SEE SPECIAL NOTE FOR PAINT**). Rejected paint containers shall be labeled "REJECTED" and dispose of them promptly. The unapproved and/or rejected containers of paint shall be stored separately from those that have been approved. No paint shall be permitted at the actual job site until the Division of Materials has approved it.

Both the Contractor's QC inspector and the Department's inspector shall conduct a daily start-up inventory of containers of approved paint brought to the job site noting batch numbers and the Department inspector's container number. At the end of the work day, the QC inspector and the Department's inspector shall conduct another inventory noting the number of paint containers expended, Department inspector's inventory numbers, and types of paint. Paint containers brought on the job site and not used shall be inventoried. Re-inventory those when they are taken back to the job site to be used.

The addition of solvents to paint shall be permitted **only** by written approval from the Engineer. Use only new solvents supplied by the paint manufacturer. Solvents shall only be used at the job site in the presence of the Department inspector. Solvents from new, unopened containers with the solvent manufacturer's labeling intact shall be used. The QC inspector shall record locations where solvent-thinned paint was used.

Solvents used for cleaning at the job site shall be kept in sealed containers away from mixing operations. Solvents used to clean brushes, rollers, or spray equipment shall be collected in sealed containers and stored as a hazardous waste.

The paint manufacturer shall be required to provide a technical representative at the job site when requested by the contractor or the Department at no additional cost to the Department.

F. WORKMANSHIP

All structural steel surfaces shall be properly cleaned and painted to the satisfaction of the Engineer. There shall be no provision for missed areas or substandard work regardless of size of the area in question. **All improperly prepared or painted surfaces shall be repaired to meet the provisions of this specification.**

Allowable field variation of the color of all cured finish coats on structural steel shall be $2.0\Delta E^*$. These values shall be obtained from a spectrophotometer utilizing a D65 illuminant at 45° illumination and 0° viewing with a 2° observer. The reference for this test shall be readings obtained on the initial test patch (**SEE SPECIAL NOTE FOR QUALITY CONTROL**). Surfaces with finish coats with color variations exceeding the $2.0\Delta E^*$ value shall be repainted at the option of the Engineer.

G. BEARING LUBRICATION

After all cleaning and painting operations are completed, all bearings shown on the attached detailed drawings shall have lubricant applied to all surfaces of the bearing including bearing plates and points of movement. Bearings must be clean of any debris and dry before lubricant is applied. The lubricant shall be one of the following:

‘Never Seez – Mariner’s Choice’ produce by Bostik Inc.

‘Mobil Centaur Moly NLGI Grades 1 or 2’ produced by Mobil Oil

‘Premalube #1 WG’ produced by Certified Labs.

Number of Bearings to be Lubricated:

094B00003N ~ 8 Bearings.

094B00006N ~ 4 Bearings.

H. MEASUREMENT.

Clean and Paint Structural Steel: The Department will not measure the quantity.

I. PAYMENT.

Clean and Paint Structural Steel (08434): Payment at the contract lump sum price includes all labor, materials, rigging, containment, and all incidental items necessary to complete the work in accordance with these Notes, Plans, the Standard Specifications or as directed by the Engineer.

SPECIAL NOTE FOR WASTE MANAGEMENT

All wastes shall be collected and placed in appropriate containers on a daily basis. (**SEE SPECIAL NOTE FOR ENVIRONMENTAL AND WORKER SAFETY REGULATIONS**).

Industrial waste

Dispose of industrial wastes (non-hazardous wastes) such as paint buckets, paint-contaminated rags, rollers, clogged spray hoses and brushes. Store industrial waste in appropriate containers, and appropriately labeled, prior to disposal. Industrial waste containers not covered or designed to prohibit entry of water, must be included in and comply with Ground Water and Surface water Protection requirements (**SEE SPECIAL NOTE FOR ENVIRONMENTAL AND WORKER SAFETY REGULATIONS - D. Groundwater and Surface water Protection**).

Hazardous Waste

Hazardous materials shall be stored separate from paint debris. All non-reusable solvents used in cleaning shall be considered hazardous waste. Store solvent wastes in separate containers (i.e. not with the paint debris).

The Department will provide a site on its property for the Contractor to erect a temporary storage facility. Store surface preparation debris and hazardous wastes at that site, in a secured six-foot high chain-link fence enclosure. The enclosure shall be built in accordance with **Standard Drawing No. RFC-001-07** of the Kentucky Department of Highways Standard Drawings Book, with the **exception that concrete is not required for installation of posts**. The fence of the storage area must be firmly attached to metal posts and have a locked gate. The gate shall be secured to the fence post by a chain and a lock. Each side of the enclosure shall have appropriate placards forbidding unauthorized entrance and announcing that the area is a storage site for lead and hazardous wastes. Cover the ground where the containers will be stored with a waterproof tarpaulin. The contractor shall maintain the tarpaulin to avoid tears or punctures. Drums shall be set on skids that are placed on the tarpaulin. There shall be an adequate aisle space between the rows of stored drums so that the drums and labels can be inspected at any time. Areas around roll off containers shall be covered with tarpaulins. Tarpaulins shall be cleaned daily to remove collected lead bearing debris. The storage area shall be maintained / operated to prevent releases. The storage area shall have a spill clean-up kit. The kit shall include, but not be limited to shovel, broom, dustpan and absorbent material for solvents. There shall be access to communications or alarms whenever authorized personnel are in the storage compound.

The designated temporary storage facility shall be constructed and accepted by the Engineer prior to the onset of operations at the job site. The temporary storage facility shall be maintained during the active cleaning and painting of the bridge and return the site to its original state when the work is completed.

The Contractor shall be solely responsible for the management and the disposal of all hazardous waste generated during the cleaning and painting operations in accordance with the Kentucky Revised Statutes, Chapter 224, Subchapter 46, and the Kentucky Administrative Regulations promulgated pursuant thereto.

The Kentucky Transportation Cabinet will file a Notification of Hazardous Waste Activity with the Kentucky Division of Waste Management to obtain an EPA Identification Number in accordance with **401 KAR 32:010, Section 3**. The Cabinet will provide the Contractor with this EPA ID number to be used in hazardous waste management in compliance with **401 KAR 32:010, Section 3 (1)**.

The Contractor shall be responsible for furnishing appropriate U.S. DOT containers that are made or lined with materials which are compatible with the hazardous waste to be stored in accordance with **401 KAR 35:180, Section 3**. All hazardous wastes collected at the job site shall be placed in those containers for transport to the storage site. The containers shall be used and managed at the job site and at the storage site in accordance with **401 KAR 35:180**. Prior to the transfer of the containers of hazardous waste from the job site to the storage area, the containers shall be correctly sealed, labeled, marked and placarded as defined in the pre-transport requirements of **401 KAR 32:030**.

Each container shall be labeled "Hazardous Waste" and the date clearly marked when the hazardous waste is *first* added to the container in compliance with **401KAR 35:180, Section 4(3)**. That date marked is the *start date* of the **seventy-five (75)** day storage period

The generator for the waste under this contract is the Kentucky Transportation Cabinet. All records including the labels on the waste containers and the manifests shall be completed using the Transportation Cabinet as the generator.

The Department requires that all hazardous waste shall be removed within seventy-five (75) days of the accumulation start date. The Contractor shall select a registered hazardous waste transporter to transport the containers of hazardous waste generated during the painting operations to a permitted hazardous waste treatment, storage or disposal facility. The hazardous waste must be manifested with a Uniform Hazardous Waste Manifest that is to be completed, in entirety, as per the regulations of **401 KAR 32:020** and **401 KAR 32:100**. Copies of all manifests with the Land Disposal Restriction Notice must be provided to the Project Manager and the Central Office, Division of Construction. **Final partial payment of 15% for the project will not be released until the Department receives all copies of the manifests.**

Failure to remove the hazardous waste within **Seventy-Five (75) days** shall result in a performance penalty of **Two Thousand Dollars (\$2,000.00)** per drum per day or **Eight Thousand Dollars (\$8,000.00)** per cubic yard per day that the containers are left in storage. This penalty is in addition to any fines that may be assessed by regulatory agencies other than the Transportation Cabinet.

PAYMENT

All cost for Industrial and Hazardous waste disposal shall be considered incidental to the lump sum bid for **Clean and Paint Structural Steel (08434)**.

SPECIAL NOTE FOR RECYCLABLE SURFACE PREPARATION RESIDUE MANAGEMENT

The surface preparation debris generated at structural steel bridges shall be transported and recycled as a commercial substitute material in a recycling effort. All waste/debris collection, handling, storage, transportation, and disposal shall be the responsibility of the contractor.

Abrasive Media

Clean, dry, uniformly graded recyclable steel grit or grit/shot abrasive mix shall be used to produce an angular profile for blast cleaning that is free of oil, soluble salts and other similar substances which could contaminate the blasted surface. The abrasive shall meet the **SSP-AB 2** "Cleanliness of Recycled Ferrous Metallic Abrasive" standard.

Collection, Handling, and Storage of Wastes and Surface Preparation Debris

A "Competent Person for lead abatement" as defined by OSHA 1926.62 shall be on site during any operations which disturb lead. The "competent person" shall have successfully completed the **SSPC C3** "Supervisor/Competent Person Training for De-leading of Industrial Structures" or equivalent training.

All surface preparation debris shall be collected separate from waste materials and placed in appropriate containers on a daily basis. **(See Special Note for Environment and Employee Safety Regulations)**

Surface preparation debris

Surface preparation debris shall be separated from all wastes. While on-site, the surface preparation debris shall be managed as lead containing material. Precautions shall be taken to protect employees and the public from exposure to lead. Handling and storage of surface preparation debris shall be accomplished to prevent releases to the environment.

The Department will provide a site on its property for the Contractor to erect a temporary storage facility. Store surface preparation debris and hazardous wastes at that site, in a secured six-foot high chain-link fence enclosure. The enclosure shall be built in accordance with Standard **Drawing No. RFC-001-07** of the Kentucky Department of Highways Standard Drawings Book, with the **exception that concrete is not required for installation of posts**. The fence of the storage area shall be firmly attached to metal posts and have a locked gate. The gate shall be secured to the fence post by a chain and a lock. Each side of the enclosure shall have appropriate placards forbidding unauthorized entrance and announcing that the area is a storage site for lead and hazardous wastes. The ground where the containers will be stored shall be covered with a waterproof tarpaulin. The contractor shall maintain the tarpaulin to avoid tears or punctures. Drums shall be set on skids that are placed on the tarpaulin. There shall be an adequate aisle space between the rows of stored drums so that the drums and labels can be inspected at any time. Areas around roll off containers shall be covered with tarpaulins. Tarpaulins shall be cleaned daily to remove collected lead bearing debris. The storage area shall be maintained / operated to prevent releases. The storage area shall have a spill clean-up kit. The kit shall include, but not be limited to shovel, broom, dustpan and absorbent material for solvents. There shall be access to communications or alarms whenever authorized personnel are in the storage compound.

The designated temporary storage facility shall be constructed and accepted by the Engineer prior to the onset of operations at the job site. The temporary storage facility shall be maintained during the active cleaning and painting of the bridge and return the site to its original state when the work is completed.

The Contractor shall be solely responsible for the management and the disposal of all surface preparation debris and hazardous waste generated during the cleaning and painting operations. Hazardous wastes shall be managed in accordance with the Kentucky Revised Statutes, Chapter 224, Subchapter 46, and the Kentucky Administrative Regulations.

The Contractor shall be responsible for furnishing appropriate U.S. DOT-specified containers that are made or lined with materials that are compatible with the surface preparation debris per 49CFR173.213 (non-bulk containers) or 49CFR173.240 (bulk containers). All surface preparation debris collected at the job site shall be placed in those containers for transport to the storage site. Prior to the transfer of the containers of surface preparation debris from the job site to the storage area, the containers shall be correctly sealed, labeled, marked and placarded as defined in the pre-transport requirements of 49CFR172.301 (non-bulk containers) or 49CFR172.302 (bulk containers). The Contractor shall check with the recycler and the transporter to insure that containers acceptable to both parties are employed.

The Contractor shall be responsible for the quality of the surface preparation debris placed in disposal containers. Under NO circumstances shall the debris become wet or be co-mingled with miscellaneous wastes.

Transportation and recycling

All surface preparation debris shall be transported for recycling within 90 days of initial container filling operations. The contractor shall contact the recycler to arrange for the delivery of the surface preparation debris. The recycler is: The Doe Run Company: Resource Recycling Division, HC1 Box 1395, HWY 10K, Boss, MO 65440, phone (573) 626-4813, fax (573) 626-3304, email www.doerun.com. The contractor will complete the Doe Run Supplier Profile Form and provide copies of it to both Doe Run and the Engineer prior to transporting the surface preparation debris.

The contractor shall select a registered hazardous material (HAZMAT) transporter for transportation of the surface preparation debris. The contractor shall provide the necessary waste storage/transportation containers. The contractor shall arrange for the pick-up of the containers and delivery to the recycler.

NOTE: The contractor shall be responsible for the condition of the surface preparation debris provided to the recycler. Surface preparation debris that is wet debris or that is commingled with other waste will be rejected by the recycler. If that occurs, the contractor must dispose of the debris as a hazardous waste. The contractor must promptly inform the Engineer in that event so that KYTC can obtain the proper permitting from the Kentucky Environmental and Public Protection Cabinet. Additionally, the contractor shall be responsible for all transportation costs, hazardous waste disposal costs and fines that are incurred.

The contractor shall supply the Engineer with all weight tickets for the commercial substitute material transported and delivered to the recycler and all Certificates of Recycling issued by the recycler for material deliveries related to this project. **Final partial payment of 15% for the project shall not be released until the Engineer has received these documents.**

PAYMENT

All cost for the management and the disposal of all surface preparation debris and hazardous waste generated during the cleaning and painting operations shall be considered incidental to the lump sum bid for **Clean and Paint Structural Steel (08434)**.

SPECIAL NOTE FOR QUALITY CONTROL

The contractor shall provide QC inspectors to monitor all work, insure that all work is completed in accordance with the Special Notes and Standard Specifications, and record inspection results. All QC inspectors shall possess at a minimum one of the following certifications: **SSPC-BCI level 1 or NACE CIP level 1 & CIP One Day Bridge Course**. The QC inspector(s) shall not perform production work that requires QC/QA inspection. The Department's (QA) inspector shall conduct in-progress reviews of the Contractor's operations and perform follow-up quality assurance (QA) inspections after the QC inspector has certified that a portion of work is complete. No production work will be permitted in a control area during a (QA) inspection.

Progress of Work - Work shall proceed by sections, bays or other readily identifiable parts of the structure. All work shall proceed from top to bottom of the structure. The work shall be broken down into adjacent sections (control areas) separated by bulkheads. Bulkheads shall be sealed to the containment and meet all **SSPC Guide 6 – Containment Classification Class 2A** requirements. Only one phase of work shall be permitted in a given control area at any time.

In any control area, Quality Control Point inspection and approval shall precede the start of succeeding phases of work. Quality Control Points are progress milestones that occur when one phase of work is complete and ready for inspection prior to continuing with the next operational step. At those points, the Contractor shall provide the Departments QA inspectors with OSHA compliant access to inspect all pertinent surfaces. If QA inspection indicates a deficiency, that phase of the work shall be corrected and re-inspected prior to beginning the next phase of work.

Quality Control Point

QC Inspection Function

- | | |
|-------------------------------------------|-------------------------------------------------------------------------------------|
| 1. Surface Preparation | |
| A. Solvent Cleaning | Visually inspect. |
| B. Abrasive Blast Cleaning | Measure surface profile Visually inspect for cleanliness. |
| 2. Full Prime Coat Application | Check for dry film thickness, and defects in paint |
| 3. Full Intermediate Coat (if applicable) | Check for dry film thickness, and defects in paint |
| 4. Finish Coat Application | Check for dry film thickness, paint appearance, color and quality of application |

The surface profile shall be verified with a minimum of 3 measurements per nozzle per shift. Each measurement shall be the average of 3 individual readings. Individual gage readings and averages shall be recorded in the log book. The Engineer may request additional measurements at any time.

The QC Inspector shall inspect prepared surfaces to determine whether those conform to the specification (see **SPECIAL NOTE FOR SURFACE PREPARATION AND PAINT APPLICATION**). Inspect each individual coat of paint using **KM 64-258-08 Procedure C**. Inspect for areas of incomplete coating coverage and coating defects. The Engineer may request tests, including destructive DFT tests, at additional sites or he may elect to perform additional tests.

The QC inspector shall maintain a handwritten record of all-painting activities, operations and inspections in the log book(s). At a minimum, the following information must be recorded:

1. all paint inventory and approval information,
2. daily records of ambient conditions (including all measurements taken),
3. daily progress of work information including start-up/shut-down times, bridge locations by control numbers, structural steel components by proper terminology and pertinent operations by control points, and
4. QC inspection information including evaluations at control points, rework comments, or approvals.

Make entries on consecutive pages of the logbook (in indelible ink) and make corrections by marking through mistakes with a single line. Do not remove pages or erase or obliterate entries in the logbook.

The QC inspector and QA inspector shall jointly assign adjacent control areas consecutive numbers and a short description defining their location. After completion of a phase of work in a control area, the QC inspector shall perform an inspection and shall determine whether the area has been satisfactorily prepared. If work in a control area is unsatisfactory, the QC inspector shall require the contractor to make the necessary corrections. That process shall be repeated as necessary until suitable corrections have been made. All logbooks shall be maintained at the job site at all times during the project, made available, upon request, to the Department's representatives and submitted to the Engineer at the end of the project for his review and records.

Test Patch - Prior to initiation of painting, prepare at least one test patch in each Section of work to serve as a standard for reference during the balance of the painting operations. The test patch shall be located at an accessible area incorporating surface types of the project. Use the specified surface preparation on a surface with at least 20 ft² per application method per coating plus 20 ft² for surface preparation. When Central office personnel, the Engineer, QC inspector, and the QA inspector, agree that the appropriate level of cleanliness and surface preparation have been achieved, the contractor shall apply a clear sealer, supplied by the coatings manufacturer, to at least 20 ft² of the prepared surface. The contractor will then apply coating to the remainder (at least 20-ft²) of the test patch. Set aside the test patch area as a standard for proper application and appearance. Do not paint the reference areas until the balance of the project is completed. After the project is complete, re-blast the area of the test patch with clear sealer, and apply all specified coatings. Apply all coatings, including the clear sealer, in the presence of Central Office personnel, the Engineer, the QA inspector, QC inspector, and a technical representative of the paint manufacturer. If QC and QA inspectors agree, clear coat preservation of the test patch may be replaced with pictorial records.

PAYMENT

All cost to provide QC inspectors shall be considered incidental to the lump sum bid for **Clean and Paint Structural Steel (08434)**.

SPECIAL NOTE FOR PAINT

Use a coatings system from an approved supplier. A list of approved suppliers shall be found in the Department's List of Approved Materials maintained by the Division of Materials. All paint supplied shall conform to the applicable Special Notes contained in this proposal. The Department requires acceptance testing of samples obtained on a per-lot basis per-shipment. The Division of Materials shall perform acceptance testing. At his option, the Engineer may elect to conduct more frequent sampling and testing. Test samples shall be taken at the Contractor's paint storage site. Department personnel shall perform sampling. Allow (10) working days for testing and approval of the sampled paint.

Note: It is the Contractor's responsibility to maintain an adequate inventory of approved paint. The Department shall assume no responsibility for lost work due to rejection of paint or approved paint subsequently found to be defective during the application process.

SPECIAL NOTE FOR ENVIRONMENTAL AND WORKER SAFETY REGULATIONS

(A) Governing regulations

The existing paint in this project may contain lead, which is classified as a hazardous (toxic) material. Be knowledgeable of and comply with, all **lead-related** environmental and health regulations governing the Contractor's operations. Comply with regulations current at the time the work is performed and all requirements herein. Collect, transport to waste storage sites, and store hazardous wastes in accordance with applicable environmental and health regulations. The contractor is solely responsible for collection, transport, storage and disposal of all industrial wastes.

(B) Liabilities and Obligations

The contractor shall be solely responsible for compliance with all applicable environmental and health and safety regulations to the satisfaction of the applicable government regulatory agencies and the Department. The Department assumes no obligations or liabilities for work stoppages or fines due to enforcement actions by government regulatory agencies or to related delays that the Department deems necessary.

(C) State and Local Regulatory Agencies

State and local regulatory agencies charged with enforcing **most** regulations affecting the generation of hazardous wastes and worker safety issues are:

Kentucky Occupational Safety and Health Program, Labor Cabinet, Commonwealth of Kentucky, Frankfort, Kentucky

Environmental and Public Protection Cabinet, Commonwealth of Kentucky, Frankfort, Kentucky

(D) Groundwater and Surface water Protection

The contractor shall prepare and implement a groundwater and surface water protection plan in accordance with **401 KAR 5:037 (Ground Water), KRS 224.70-110 and 401 KAR 10:031 (Surface water)** with the exception that hazardous waste or hazardous materials container volume is not limited to greater than 55 gallons or weight to 100 pounds.

SPECIAL NOTE FOR PAYMENT

Payment for cleaning and painting structural steel shall be according to Standard Specifications for Road and Bridge Construction Current Edition section 614.05 with the following modification to Section 614.05.

Three-Coat Field Applied System. Partial payments will be based on acceptance of the following:

| | |
|-----------------------------------------------------------------------------------------|-----|
| Surface Preparation | 25% |
| Prime Coat | 20% |
| Intermediate Coat | 20% |
| Finish Coat | 20% |
| De-rigging, touch-up of de-rigging marks and damage, and Environmental documentation | 15% |

SPECIAL NOTE FOR STENCILING

The Bridge Number, the Month and the Year of the completion date, and any existing panel number system or panel number system set forth in the contract shall be stenciled on the structure at locations determined by the Engineer. Make the legend in letters and numerals at a minimum of 3 inches and maximum of 6 inches tall, and use a paint color that contrasts with the background.

SPECIAL NOTE FOR UTILITIES AND SIGNS

All utilities, traffic lighting, navigational lighting and traffic signs shall be maintain and protected from damage.

All electric power that may on the structure shall be de-energized. The Contractor shall coordinate with the Department to have the power de-energized.

SPECIAL NOTE FOR WEIGHT LIMITS ON STRUCTURE

FE02 094 0330 B00003N 05.41 is rated at **42** tons.

FE02 094 0355 B00006N 04.77 is rated at **33** tons.

No equipment, materials, vehicles, trailers nor combination of thereof exceeding the load rating of each structure listed above shall be placed on or drive across the structure. If the Contractor chooses to stage from the bridge deck he must submit a plan for approval by the KYTC Engineer showing placement and weight of all equipment.

SPECIAL NOTE FOR REPLACING EXPANSION DAMS AND/OR INSTALLING ARMORED EDGES FOR CONCRETE ON BRIDGES

- 1. DESCRIPTION.** Perform all work in accordance with the Kentucky Transportation Cabinet, Department of Highway's 2012 Standard Specifications for Road and Bridge Construction and applicable Supplemental Specifications, the Standard Drawings, this Note, and the attached detail drawings. Section references are to the Standard Specifications. This work consists of the following: (1) Furnish all labor, materials, tools, and equipment; (2) Remove existing concrete and expansion device(s) and/or bridge ends; (3) Install armored edges and new concrete as specified and in accordance with the attached detail drawings; (4) Install new joint seals (where required); (5) Maintain and control traffic; and (6) Any other work specified as part of this contract.
- 2. MATERIALS.**
 - A. Class "M" Concrete.** Use either "M1" or "M2". See Section 601.
 - B. Structural Steel.** Use new, commercial grade steel suitable for welding. The Engineer will base acceptance on visual inspection. See Standard Drawing BJE-001, current edition.
 - C. Stud Anchors.** The armored edge stud anchors are $\frac{3}{4}$ " x 6" embedded stud shear connectors conforming to ASTM A108, Grade 1015 (Nelson Studs or equal).
 - D. Steel Reinforcement.** Use Grade 60. See Section 602.
 - E. Epoxy Bond Coat.** See Section 511.
 - F. Neoprene Strip Seals.** See attached detail drawings and Section 807.
- 3. EQUIPMENT.**
 - A. Hammer.** Provide Power driven hammers lighter than nominal 45 lb. class.
 - B. Sawing Equipment.** Sawing equipment shall be a concrete saw capable of sawing concrete to the specified depth.
 - C. Hydraulic Impact Equipment.** Hydraulic Impact/Skid Steer Type Equipment with a maximum rated striking Energy of 360 ft-lbs are permitted only in areas of concrete removal more than 6 inches away from boundaries of surface areas to remain in service. The Contractor is to provide data information to the engineer on the equipment they wish to utilize to ensure compliance with this note.
- 4. CONSTRUCTION.**
 - A. Remove Existing Materials.** Remove existing Expansion Dam, Bridge End, Armored Edges and specified areas of concrete as shown on the attached sketches. Remove debris and/or expansion joint filler as directed by the Engineer. Clean and leave all existing steel reinforcement encountered in place. Damaged steel reinforcement will be repaired/replaced as directed by the Engineer at no additional cost to the Department. Dispose of all removed material entirely away from the job site. This work is incidental to the contract unit price for "Expansion Joint Replacement" or "Armored Edge for Concrete".

- B. Place New Concrete and Armored Edges.** After all specified existing materials have been removed; place new armored edges to match the grade of the proposed overlay or to match the original grade (See attached detail drawings). Place the new Class “M” concrete to the scarified grade and finish to receive the new overlay or place the new Class “M” concrete to the original grade and finish with broom strokes drawn transversely from curb to curb. All new structural steel shall be cleaned and painted in accordance with requirements of Section 607.03.23, except that surfaces to come in contact with concrete are not to be painted. Blast clean all areas of existing concrete and structural steel to come in contact with new concrete until free of all laitance and deleterious substances immediately prior to the placement of the Class "M" Concrete. The surface areas of existing concrete to come in contact with the new Class "M" Concrete are to be coated with an epoxy bond coat immediately prior to placing new concrete in accordance with Section 511. The interfaces of the new and old concrete shall be as nearly vertical and horizontal as possible.
- C. Additional Steel Reinforcement.** Furnish for replacement, as directed by the Engineer, 400 linear feet of #4 steel reinforcing bars in 20’ lengths. Place these bars in areas deemed by the Engineer to require additional reinforcement. Field cutting and bending is permitted. Do not place any additional steel reinforcement above the height of the top row of Nelson Studs on the armored edges. Ensure that all exposed steel reinforcement is tied in accordance with Section 602.03.04 prior to pouring the new Class “M” concrete. Deliver unused bars to the Local County Maintenance Barn. Payment will be made in accordance with Section 602.
- D. Stage Construction.** Installation of concrete and armored edges in two (or more if specified) stages is necessary. Join the armored edges at or near the centerline of the roadway or lane line, field weld and grind smooth.
- E. Preformed Neoprene Joint Seal.** Place the preformed joint seal in one continuous, unbroken length. Place neoprene strip seals as recommended by the manufacturer and in accordance with Section 609.03.04 except that shop drawings will not be required.
- F. Approach Pavement Repair.** The Contractor shall repair any and all damage to the approach pavement due to this construction. A new asphalt surface wedge for all approaches to each structure in this project shall be placed and compacted to the satisfaction of the Engineer prior to allowing traffic back onto the structure after each section of the joint is replaced. No additional payment will be allowed for this work, as it will be considered incidental to the pay item “Armored Edge for Concrete”.
- G. Shop Plans.** Shop plans will not be required. The Contractor is responsible for obtaining field measurements and supplying properly sized materials to complete the work.
- H. Order of Work.** All joint replacement work must be completed before any cleaning and painting production operations in the adjacent area.

5. MEASUREMENT.

- A. Expansion Joint Replacement - 4".** The Department will measure the quantity in linear feet from gutter line to gutter line along the centerline of the joint.
- B. Steel Reinforcement.** See Section 602.

6. PAYMENT.

- A. Expansion Joint Replacement - 4".** Payment at the contract unit price per linear foot is full compensation for removing specified existing materials, furnishing and installing the new armored edges, concrete, neoprene strip seal, and all incidental items necessary to complete the work (except the overlay material) within the specified pay limits as specified by this note and as shown on the attached detail drawings.
- B. Steel Reinforcement.** See Section 602.

SPECIAL NOTE FOR MAINTAIN AND CONTROL TRAFFIC

All lane closures on this project shall be in accordance with Kentucky Department of Highways Standard Drawings **No. TTC-100, TTC 110 and the FHWA Manual for Uniform Traffic Control Devices (Current Editions) unless otherwise specified.** Lane closures should be used only when absolutely necessary and kept to the shortest duration possible in order to minimize disruption to the traveling public. No work will be conducted over unprotected traffic at any location. At the discretion of the Engineer, lane closures may be restricted on holiday weekends.

The contractor shall be required to submit in writing, to the department, his complete work schedule 14 days prior to the Pre-Construction Conference. The contractor shall be required to coordinate his efforts with those of any other contractor in the construction area so as to eliminate any lane closures which conflict with this traffic note.

In the event it becomes necessary to make emergency repairs at this project by state forces or by other outside contractors, the (painting) contractor shall agree to alter his work pattern as directed by the engineer so as not to interfere with the emergency work.

The contractor shall be required to furnish all traffic control devices whenever his operations endanger or interfere with vehicular traffic as determined by the engineer. The contractor shall furnish any additional traffic control devices necessary to protect traffic and his workmen. Any costs associated with the added traffic control devices (including arrow boards) shall be incidental to the contract lump sum amount for "maintain and control traffic."

Placement of all devices for lane closures shall start and proceed in the direction of flow of traffic. Removal of devices shall start at the end of the construction area and proceed toward oncoming traffic. The contractor shall provide for the installation of all necessary traffic control devices before beginning work and their immediate removal as soon as work is suspended or completed. During the fully operational periods, when no lane closures are permitted, all equipment shall be totally removed from the job site. Traffic control signs shall be removed or covered (if left in a curb lane).

The contractor's vehicles shall always move with and not across or against the flow of traffic. Vehicles shall enter or leave work areas in a manner that will not be hazardous to or interfere with normal roadway traffic. Vehicles shall not park or stop except within designated work areas.

Personal vehicles shall not be permitted to park within the state right-of-way. The contractor's vehicles shall be prohibited from crossing the roadway and all pedestrian movement of the contractor's personnel on the roadway shall be limited to within the closed work area.

Any lane or shoulder closure shall include the use of a TMA placed between oncoming traffic and equipment or vehicles.

The Engineer may elect to use Variable Message Boards when necessary.

Payment

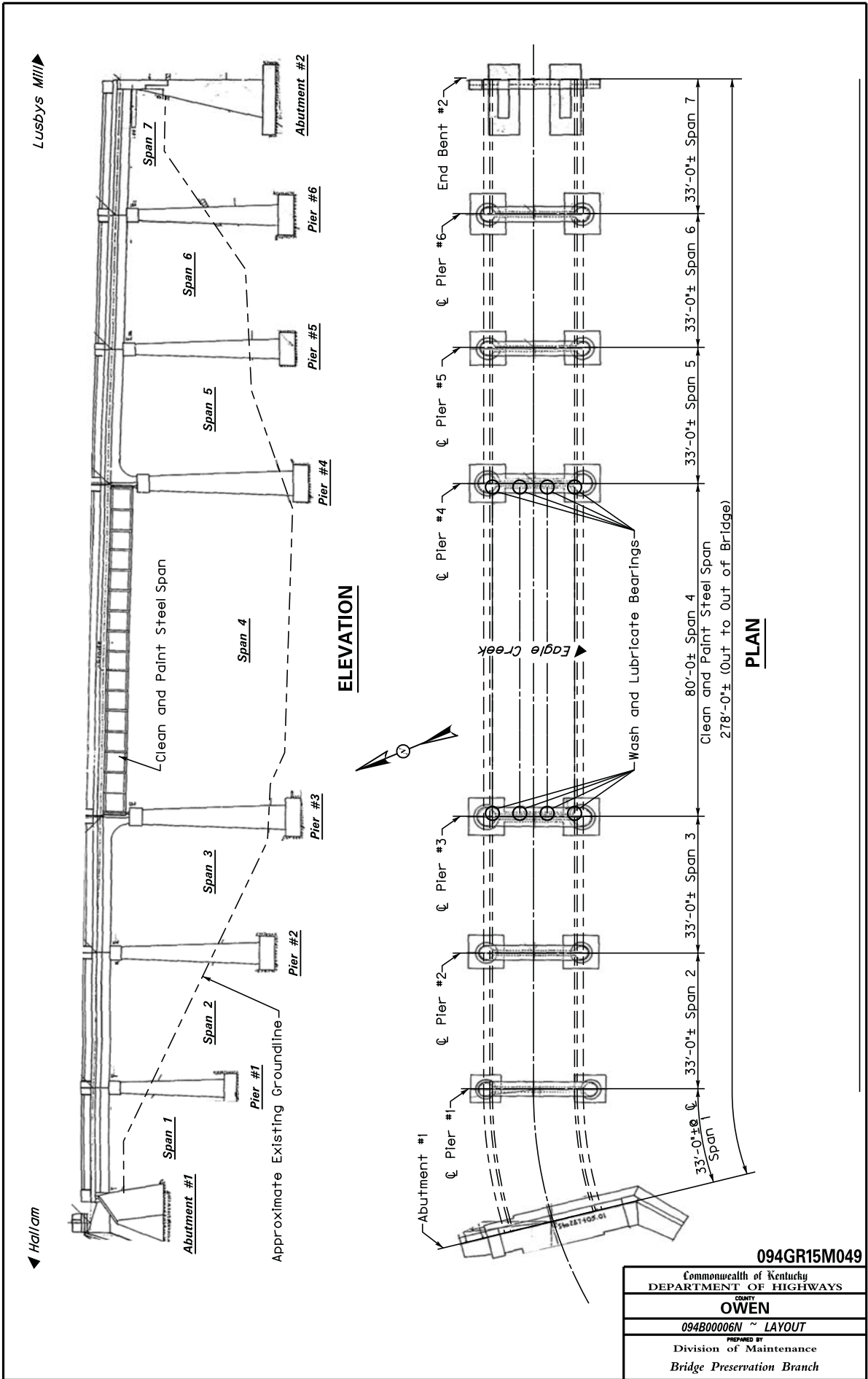
Payment of the contract lump sum amount for "maintain and control traffic" shall be full compensation for all items necessary to maintain and control traffic on this project. All traffic control items shall remain the property of the contractor when the work is complete.

FE02 094 0330 B00003N 05.41

Maintain one usable 10 foot lane. Flagging or traffic signals shall be used. If traffic signals are used the Contractor shall use flagging to minimize impact on school bus traffic when school is in session. The Contractor shall be responsible for establishing the dates and times when school bus traffic will impact the job site. Three Phase signals shall be used to control traffic on KY 330 and KY 845. The Contractor will be permitted to briefly close the structure to traffic using flagging to move any equipment that exceeds the 42 ton weight limit (See Special Note for Weight Limits on Structure) across the structure as directed by the Engineer. The equipment must be centered on the structure and shall not exceed 84 tons. Both lanes shall be restored to traffic during the off season November 15, 2015-April 1 2016, See section 614.03.02 for Seasonal and Weather Limitations for exceptions.

FE02 094 0355 B00006N 04.77

Maintain one usable 12 foot lane. Flagging or traffic signals shall be used. If traffic signals are used the Contractor shall use flagging to minimize impact on school bus traffic when school is in session. The Contractor shall be responsible for establishing the dates and times when school bus traffic will impact the job site. The Contractor will be permitted to briefly close the structure to traffic using flagging to move any equipment that exceeds the 33 ton weight limit (See Special Note for Weight Limits on Structure) across the structure as directed by the Engineer. The equipment must be centered on the structure and shall not exceed 66 tons. Both lanes shall be restored to traffic during the off season November 15, 2015-April 1 2016, See section 614.03.02 for Seasonal and Weather Limitations for exceptions.



ELEVATION

PLAN

094GR15M049

| |
|----------------------------------------------------------------------|
| Commonwealth of Kentucky DEPARTMENT OF HIGHWAYS |
| OWEN COUNTY |
| 094B00006N ~ LAYOUT |
| PREPARED BY Division of Maintenance Bridge Preservation Branch |



094B00003N ~ SOUTH VIEW
(Looking East)



094B00003N ~ NORTH VIEW
(Looking East)



094B00003N ~ UNDERSIDE VIEW
(Looking West)

094GR15M049

| |
|----------------------------------------------------------------------|
| Commonwealth of Kentucky DEPARTMENT OF HIGHWAYS |
| COUNTY OWEN |
| 094B00003N ~ <i>STRUCTURE PICTURES</i> |
| PREPARED BY Division of Maintenance Bridge Preservation Branch |



094B00003N ~ EAST APPROACH
(Looking East)



094B00003N ~ EAST APPROACH
(Looking West)



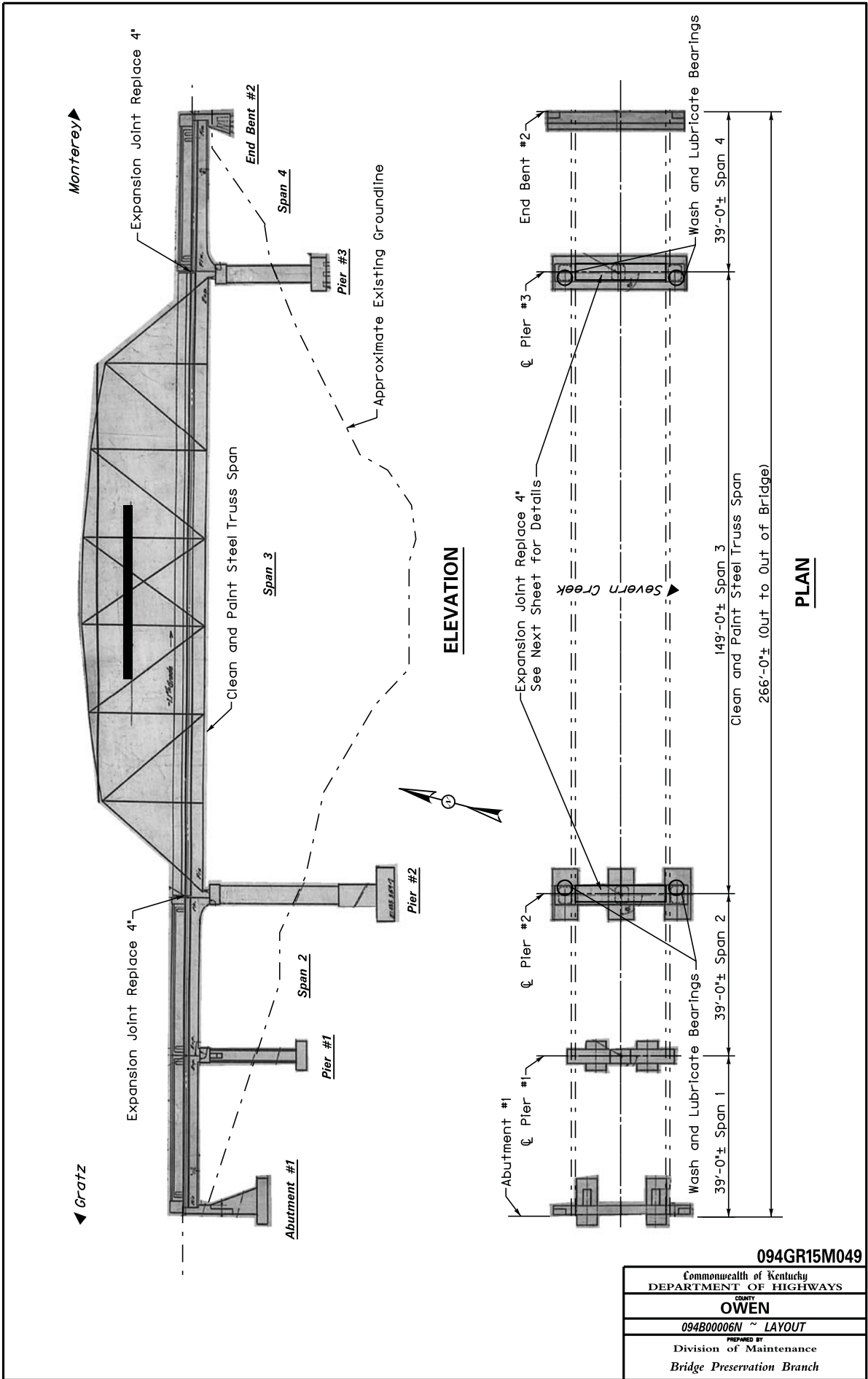
094B00003N ~ WEST APPROACH
(Looking East)



094B00003N ~ WEST APPROACH
(Looking West)

094GR15M049

| |
|-------------------------------------------------------|
| Commonwealth of Kentucky DEPARTMENT OF HIGHWAYS |
| COUNTY OWEN |
| PREPARED BY 094B00003N ~ APPROACH PICTURES |
| Division of Maintenance Bridge Preservation Branch |



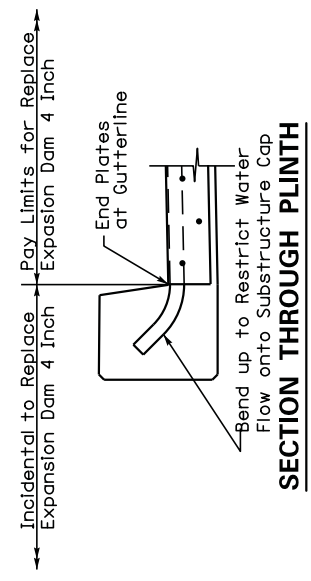
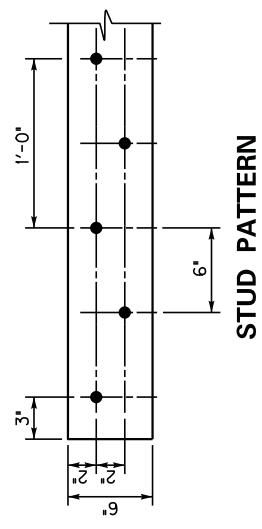
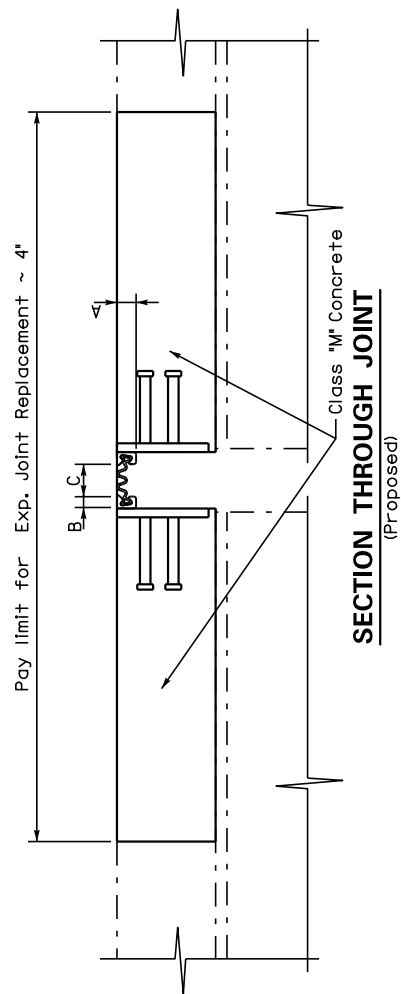
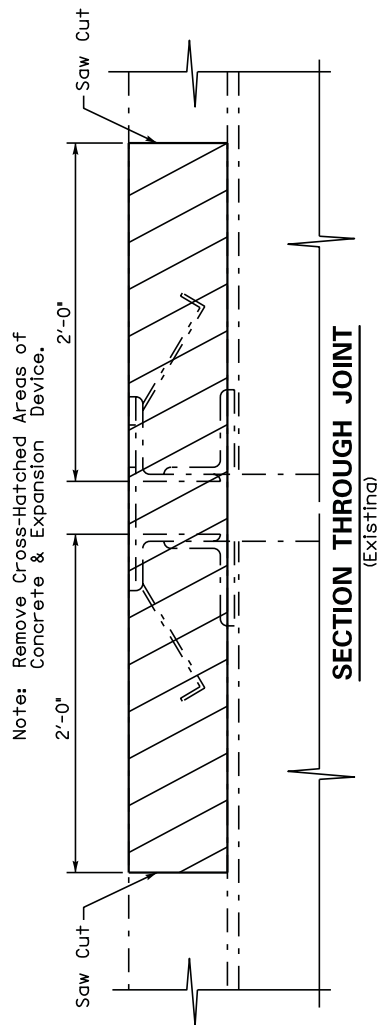
094GR15M049

| |
|----------------------------------------------------------------------|
| Commonwealth of Kentucky DEPARTMENT OF HIGHWAYS |
| OWEN COUNTY |
| OWEN |
| 094B00006N ~ LAYOUT |
| PREPARED BY Division of Maintenance Bridge Preservation Branch |

| ALTERNATE NEOPRENE EXPANSION DAMS | | | | |
|------------------------------------------------------|----------------------------------|----|--------|--------|
| MODEL | SUPPLIER | A | B | C* |
| WASO STRIP SEAL Type A Extrusion With SE-400 Seal | Watson Bowman Associates Inc. | 2' | 1 1/4' | 2' |
| STEEL FLEX Type SSAC With A2R 400 Seal | D. S. Brown Co. | 2' | 1 1/4' | 2 1/2' |

| Temperature Change Increment per 10°F | | |
|------------------------------------------|------------------|----------------|
| Concrete | Steel | |
| Span Length (ft) | Span Length (ft) | Increment (in) |
| 320 - 420 | 180 - 240 | 3/16 |
| 421 - 560 | 241 - 320 | 1/4 |
| 561 - 700 | 321 - 365 | 5/16 |

*Joint Opening At 60 °F



| | |
|----------------------------------------------------------------------|--|
| Commonwealth of Kentucky DEPARTMENT OF HIGHWAYS | |
| COUNTY OWEN | |
| 094B00006N ~ EXPANSION DAM DETAILS | |
| PREPARED BY Division of Maintenance Bridge Preservation Branch | |



094B00006N ~ SOUTH VIEW
(Looking From East Approach)



094B00006N ~ UNDERSIDE VIEW
(Looking West)



094B00006N ~ NORTH VIEW
(Looking From East Approach)

094GR15M049

| |
|-------------------------------------------------------|
| Commonwealth of Kentucky DEPARTMENT OF HIGHWAYS |
| COUNTY OWEN |
| PREPARED BY 094B00006N ~ STRUCTURE PICTURES |
| Division of Maintenance Bridge Preservation Branch |



094B00006N ~ WEST APPROACH
(Looking West)



094B00006N ~ WEST APPROACH
(Looking East)



094B00006N ~ EAST APPROACH
(Looking West)

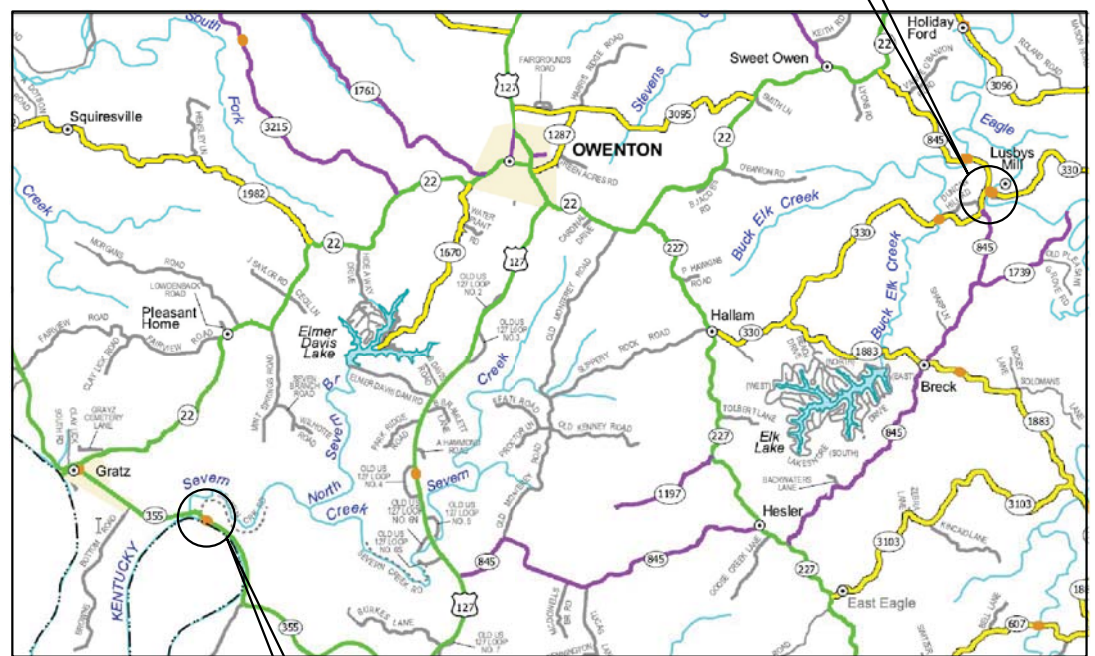


094B00006N ~ EAST APPROACH
(Looking East)

094GR15M049

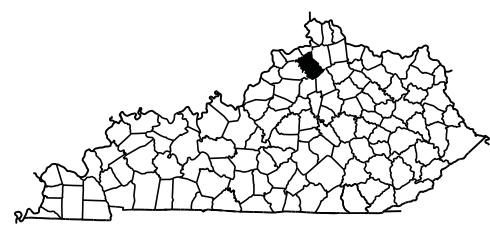
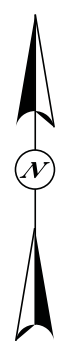
| |
|-------------------------------------------------------|
| Commonwealth of Kentucky DEPARTMENT OF HIGHWAYS |
| COUNTY OWEN |
| PREPARED BY 094B00006N ~ APPROACH PICTURES |
| Division of Maintenance Bridge Preservation Branch |

FE02 094 0227 B00003N 05.41
KY 330 over Eagle Creek
Latitude - 38 31' 52.00"
Longitude - 084 43' 09.00"



FE02 094 0355 B00006N 04.78
KY 355 over Severn Creek
Latitude - 38 27' 55.00"
Longitude - 084 55' 22.00"

LOCATION MAP



| |
|----------------------------------------------------------------------|
| 094GR15M049 |
| Commonwealth of Kentucky DEPARTMENT OF HIGHWAYS |
| COUNTY OWEN |
| <i>LOCATION MAP</i> |
| PREPARED BY Division of Maintenance Bridge Preservation Branch |

MATERIAL SUMMARY

CONTRACT ID: 152961

094GR15M049 - FE02

MB09403301501

KY 330 OVER EAGLE CREEK 094B00003N HALLAM - LUSBYS MILL ROAD
KY 330 OVER EAGLE CREEK MP 5.41 BRIDGE PAINTING & CLEANING.

| Project Line No | Bid Code | DESCRIPTION | Quantity | Unit |
|-----------------|----------|-----------------------------------------------|----------|------|
| 0005 | 02650 | MAINTAIN & CONTROL TRAFFIC - - 094B00003N | 1.00 | LS |
| 0010 | 08434 | CLEAN & PAINT STRUCTURAL STEEL - - 094B00003N | 1.00 | LS |
| 0015 | 02568 | MOBILIZATION | 1.00 | LS |
| 0020 | 02569 | DEMOBILIZATION | 1.00 | LS |

CONTRACT ID: 152961

094GR15M049 - FE02

MB09403551501

KY 355 OVER SEVERN CREEK 094B00006N GRATZ ROAD
KY 355 OVER SEVERN CREEK MP 4.75 BRIDGE PAINTING & CLEANING.

| Project Line No | Bid Code | DESCRIPTION | Quantity | Unit |
|-----------------|----------|-----------------------------------------------|----------|------|
| 0005 | 02650 | MAINTAIN & CONTROL TRAFFIC - - 094B00006N | 1.00 | LS |
| 0010 | 02671 | PORTABLE CHANGEABLE MESSAGE SIGN | 2.00 | EACH |
| 0015 | 08434 | CLEAN & PAINT STRUCTURAL STEEL - - 094B00006N | 1.00 | LS |
| 0020 | 08472 | EXPANSION DAM-4 IN NEOPRENE - - 094B00006N | 44.00 | LF |
| 0025 | 02568 | MOBILIZATION | 1.00 | LS |
| 0030 | 02569 | DEMOBILIZATION | 1.00 | LS |

PART II
SPECIFICATIONS AND STANDARD DRAWINGS

SPECIFICATIONS REFERENCE

Any reference in the plans or proposal to previous editions of the *Standard Specifications for Road and Bridge Construction* and *Standard Drawings* are superseded by *Standard Specifications for Road and Bridge Construction, Edition of 2012* and *Standard Drawings, Edition of 2012 with the 2012 Revision*.

**Supplemental Specifications to the
Standard Specifications for Road and Bridge Construction, 2012 Edition
Effective with the July 31, 2015 Letting**

| | |
|--------------------|---------------------------------------------------------------------------------------------------------------------------------------------------------------------------------------------------------------------------------------------------------------------------------------------------------------------------------------------------------------------------------------------------------------------------------------------------------------------------------------------------------------------------------------------------------------------------------|
| Subsection: | 102.15 Process Agent. |
| Revision: | Replace the 1st paragraph with the following: Every corporation doing business with the Department shall submit evidence of compliance with KRS Sections 14A.4-010, 271B.11-010, 271B.11-070, 271B.11-080, 271B.5-010 and 271B.16-220, and file with the Department the name and address of the process agent upon whom process may be served. |
| Subsection: | 105.13 Claims Resolution Process. |
| Revision: | Delete all references to TC 63-34 and TC 63-44 from the subsection as these forms are no longer available through the forms library and are forms generated within the AASHTO SiteManager software. |
| Subsection: | 108.03 Preconstruction Conference. |
| Revision: | Replace 8) Staking with the following: 8) Staking (designated by a Professional Engineer or Land Surveyor licensed in the Commonwealth of Kentucky. |
| Subsection: | 109.07.02 Fuel. |
| Revision: | Revise item Crushed Aggregate Used for Embankment Stabilization to the following: Crushed Aggregate Used for Stabilization of Unsuitable Materials Used for Embankment Stabilization |
| | Delete the following item from the table. Crushed Sandstone Base (Cement Treated) |
| Subsection: | 110.02 Demobilization. |
| Revision: | Replace the first part of the first sentence of the second paragraph with the following: Perform all work and operations necessary to accomplish final clean-up as specified in the first paragraph of Subsection 105.12; |
| Subsection: | 112.03.12 Project Traffic Coordinator (PTC). |
| Revision: | Replace the last paragraph of this subsection with the following: Ensure the designated PTC has sufficient skill and experience to properly perform the task assigned and has successfully completed the qualification courses. |
| Subsection: | 112.04.18 Diversions (By-Pass Detours). |
| Revision: | Insert the following sentence after the 2nd sentence of this subsection. The Department will not measure temporary drainage structures for payment when the contract documents provide the required drainage opening that must be maintained with the diversion. The temporary drainage structures shall be incidental to the construction of the diversion. If the contract documents fail to provide the required drainage opening needed for the diversion, the cost of the temporary drainage structure will be handled as extra work in accordance with section 109.04. |
| Subsection: | 201.03.01 Contractor Staking. |
| Revision: | Replace the first paragraph with the following: Perform all necessary surveying under the general supervision of a Professional Engineer or Land Surveyor licensed in the Commonwealth of Kentucky. |

**Supplemental Specifications to the
Standard Specifications for Road and Bridge Construction, 2012 Edition
Effective with the July 31, 2015 Letting**

| | |
|--------------------|--------------------------------------------------------------------------------------------------------------------------------------------------------------------------------------------------------------------------------------------------------------------------------------------------------------------------------------------------------------------------------------------------------------------------------------------------------------------------------------------------------------------------------------------------------------------------------------------------------------------------------------------------------------------------------------------------------------------------------------------------------------------------------------------------------------------------------------------------------------------------------------------------------------------------------------------------------------------------------------------------------------------------------------------------------------------------------------------------------------------------------------------------------------------------------------------------------------------|
| Subsection: | 201.04.01 Contractor Staking. |
| Revision: | Replace the last sentence of the paragraph with the following: Complete the general layout of the project under the supervision of a Professional Engineer or Land Surveyor licensed in the Commonwealth of Kentucky. |
| Subsection: | 206.04.01 Embankment-in-Place. |
| Revision: | Replace the fourth paragraph with the following: The Department will not measure suitable excavation included in the original plans that is disposed of for payment and will consider it incidental to Embankment-in-Place. |
| Subsection: | 208.02.01 Cement. |
| Revision: | Replace paragraph with the following: Select Type I or Type II cement conforming to Section 801. Use the same type cement throughout the work. |
| Subsection: | 208.03.06 Curing and Protection. |
| Revision: | Replace the fourth paragraph with the following: Do not allow traffic or equipment on the finished surface until the stabilized subgrade has cured for a total of 7-days with an ambient air temperature above 40 degrees Fahrenheit. A curing day consists of a continuous 24-hour period in which the ambient air temperature does not fall below 40 degrees Fahrenheit. Curing days will not be calculated consecutively, but must total seven (7) , 24-hour days with the ambient air temperature remaining at or above 40 degrees Fahrenheit before traffic or equipment will be allowed to traverse the stabilized subgrade. The Department may allow a shortened curing period when the Contractor requests. The Contractor shall give the Department at least 3 day notice of the request for a shortened curing period. The Department will require a minimum of 3 curing days after final compaction. The Contractor shall furnish cores to the treated depth of the roadbed at 500 feet intervals for each lane when a shortened curing time is requested. The Department will test cores using an unconfined compression test. Roadbed cores must achieve a minimum strength requirement of 80 psi. |
| Subsection: | 208.03.06 Curing and Protection. |
| Revision: | Replace paragraph eight with the following: At no expense to the Department, repair any damage to the subgrade caused by freezing. |
| Subsection: | 212.03.03 Permanent Seeding and Protection. |
| Part: | A) Seed Mixtures for Permanent Seeding. |
| Revision: | Revise Seed Mix Type I to the mixture shown below: 50% Kentucky 31 Tall Fescue (Festuca arundinacea) 35% Hard Fescue (Festuca (Festuca longifolia) 10% Ryegrass, Perennial (Lolium perenne) 5% White Dutch Clover (Trifolium repens) |
| Subsection: | 212.03.03 Permanent Seeding and Protection. |
| Part: | A) Seed Mixtures for Permanent Seeding. |
| Number: | 2) |
| Revision: | Replace the paragraph with the following: Permanent Seeding on Slopes Greater than 3:1 in Highway Districts 4, 5, 6, and 7. Apply seed mix Type II at a minimum application rate of 100 pounds per acre. If adjacent to a golf course replace the crown vetch with Kentucky 31 Tall Fescue. |

**Supplemental Specifications to the
Standard Specifications for Road and Bridge Construction, 2012 Edition
Effective with the July 31, 2015 Letting**

| | |
|--------------------|-------------------------------------------------------------------------------------------------------------------------------------------------------------------------------------------------------------------------------------------------------------------------------------------------------------------------------------------------------------------------------------------------------------------------------------------------------------------------------------------------------------------------------------------------------------------------------------------------------------------------------------------------------------------------------------------------------------------------------------------------------------------------------------------------------------------------------------|
| Subsection: | 212.03.03 Permanent Seeding and Protection. |
| Part: | A) Seed Mixtures for Permanent Seeding. |
| Number: | 3) |
| Revision: | Replace the paragraph with the following: Permanent Seeding on Slopes Greater than 3:1 in Highway Districts 1, 2, 3, 8, 9, 10, 11, and 12. Apply seed mix Type III at a minimum application rate of 100 pounds per acre. If adjacent to crop land or golf course, replace the Sericea Lespedeza with Kentucky 31 Fescue. |
| Subsection: | 212.03.03 Permanent Seeding and Protection. |
| Part: | B) Procedures for Permanent Seeding. |
| Revision: | Delete the first sentence of the section. |
| Subsection: | 212.03.03 Permanent Seeding and Protection. |
| Part: | B) Procedures for Permanent Seeding. |
| Revision: | Replace the second and third sentence of the section with the following: Prepare a seedbed and apply an initial fertilizer that contains a minimum of 100 pounds of nitrogen, 100 pounds of phosphate, and 100 pounds of potash per acre. Apply agricultural limestone to the seedbed when the Engineer determines it is needed. When required, place agricultural limestone at a rate of 3 tons per acre. |
| Subsection: | 212.03.03 Permanent Seeding and Protection. |
| Part: | D) Top Dressing. |
| Revision: | Change the title of part to D) Fertilizer. |
| Subsection: | 212.03.03 Permanent Seeding and Protection. |
| Part: | D) Fertilizer. |
| Revision: | Replace the first paragraph with the following: Apply fertilizer at the beginning of the seeding operation and after vegetation is established. Use fertilizer delivered to the project in bags or bulk. Apply initial fertilizer to all areas prior to the seeding or sodding operation at the application rate specified in 212.03.03 B). Apply 20-10-10 fertilizer to the areas after vegetation has been established at a rate of 11.5 pounds per 1,000 square feet. Obtain approval from the Engineer prior to the 2nd fertilizer application. Reapply fertilizer to any area that has a streaked appearance. The reapplication shall be at no additional cost to the Department. Re-establish any vegetation severely damaged or destroyed because of an excessive application of fertilizer at no cost to the Department. |
| Subsection: | 212.03.03 Permanent Seeding and Protection. |
| Part: | D) Fertilizer. |
| Revision: | Delete the second paragraph. |
| Subsection: | 212.04.04 Agricultural Limestone. |
| Revision: | Replace the entire section with the following: The Department will measure the quantity of agricultural limestone in tons. |
| Subsection: | 212.04.05 Fertilizer. |
| Revision: | Replace the entire section with the following: The Department will measure fertilizer used in the seeding or sodding operations for payment. The Department will measure the quantity by tons. |

**Supplemental Specifications to the
Standard Specifications for Road and Bridge Construction, 2012 Edition
Effective with the July 31, 2015 Letting**

| Subsection: | 212.05 PAYMENT. | | | | | | | | | | | | |
|--------------------|------------------------------------------------------------------------------------------------------------------------------------------------------------------------------------------------------------------------------------------------------------------------------------------------------------------------------------------------------------------------------------------------------------------------------------------------------------------------------------------------------------------------------------------------------------------------------------------------------------------|-----------------|-----------------|-----------------|-------|------------------------|-----|-------|---------------------|-----|-------|------------------------|-----|
| Revision: | Delete the following item code: | | | | | | | | | | | | |
| | <table border="1"> <thead> <tr> <th><u>Code</u></th> <th><u>Pay Item</u></th> <th><u>Pay Unit</u></th> </tr> </thead> <tbody> <tr> <td>05966</td> <td>Topdressing Fertilizer</td> <td>Ton</td> </tr> </tbody> </table> | <u>Code</u> | <u>Pay Item</u> | <u>Pay Unit</u> | 05966 | Topdressing Fertilizer | Ton | | | | | | |
| <u>Code</u> | <u>Pay Item</u> | <u>Pay Unit</u> | | | | | | | | | | | |
| 05966 | Topdressing Fertilizer | Ton | | | | | | | | | | | |
| Subsection: | 212.05 PAYMENT. | | | | | | | | | | | | |
| Revision: | Add the following pay items: | | | | | | | | | | | | |
| | <table border="1"> <thead> <tr> <th><u>Code</u></th> <th><u>Pay Item</u></th> <th><u>Pay Unit</u></th> </tr> </thead> <tbody> <tr> <td>05963</td> <td>Initial Fertilizer</td> <td>Ton</td> </tr> <tr> <td>05964</td> <td>20-10-10 Fertilizer</td> <td>Ton</td> </tr> <tr> <td>05992</td> <td>Agricultural Limestone</td> <td>Ton</td> </tr> </tbody> </table> | <u>Code</u> | <u>Pay Item</u> | <u>Pay Unit</u> | 05963 | Initial Fertilizer | Ton | 05964 | 20-10-10 Fertilizer | Ton | 05992 | Agricultural Limestone | Ton |
| <u>Code</u> | <u>Pay Item</u> | <u>Pay Unit</u> | | | | | | | | | | | |
| 05963 | Initial Fertilizer | Ton | | | | | | | | | | | |
| 05964 | 20-10-10 Fertilizer | Ton | | | | | | | | | | | |
| 05992 | Agricultural Limestone | Ton | | | | | | | | | | | |
| Subsection: | 213.03.02 Progress Requirements. | | | | | | | | | | | | |
| Revision: | Replace the last sentence of the third paragraph with the following: Additionally, the Department will apply a penalty equal to the liquidated damages when all aspects of work are not coordinated in an acceptable manner within 7 calendar days after written notification. | | | | | | | | | | | | |
| Subsection: | 213.03.05 Temporary Control Measures. | | | | | | | | | | | | |
| Part: | E) Temporary Seeding and Protection. | | | | | | | | | | | | |
| Revision: | Delete the second sentence of the first paragraph. | | | | | | | | | | | | |
| Subsection: | 304.02.01 Physical Properties. | | | | | | | | | | | | |
| Table: | Required Geogrid Properties | | | | | | | | | | | | |
| Revision: | Replace all references to Test Method "GRI-GG2-87" with ASTM D 7737. | | | | | | | | | | | | |
| Subsection: | 402.03.02 Contractor Quality Control and Department Acceptance. | | | | | | | | | | | | |
| Part: | B) Sampling. | | | | | | | | | | | | |
| Revision: | Replace the second sentence with the following: The Department will determine when to obtain the quality control samples using the random-number feature of the mix design submittal and approval spreadsheet. The Department will randomly determine when to obtain the verification samples required in Subsections 402.03.03 and 402.03.04 using the Asphalt Mixture Sample Random Tonnage Generator. | | | | | | | | | | | | |
| Subsection: | 402.03.02 Contractor Quality Control and Department Acceptance. | | | | | | | | | | | | |
| Part: | D) Testing Responsibilities. | | | | | | | | | | | | |
| Number: | 3) VMA. | | | | | | | | | | | | |
| Revision: | Add the following paragraph below Number 3) VMA: Retain the AV/VMA specimens and one additional corresponding G _{mm} sample for 5 working days for mixture verification testing by the Department. For Specialty Mixtures, retain a mixture sample for 5 working days for mixture verification testing by the Department. When the Department's test results do not verify that the Contractor's quality control test results are within the acceptable tolerances according to Subsection 402.03.03, retain the samples and specimens from the affected subplot(s) for the duration of the project. | | | | | | | | | | | | |
| Subsection: | 402.03.02 Contractor Quality Control and Department Acceptance. | | | | | | | | | | | | |
| Part: | D) Testing Responsibilities. | | | | | | | | | | | | |
| Number: | 4) Density. | | | | | | | | | | | | |
| Revision: | Replace the second sentence of the Option A paragraph with the following: Perform coring by the end of the following work day. | | | | | | | | | | | | |

**Supplemental Specifications to the
Standard Specifications for Road and Bridge Construction, 2012 Edition
Effective with the July 31, 2015 Letting**

| | |
|--------------------|-------------------------------------------------------------------------------------------------------------------------------------------------------------------------------------------------------------------------------------------------------------------------------------------------------------------------------------------------------------------------------------------------------------------------------------------------------------------------------------------------------------------------------------------------------------------------------------------------------------------------------------------------------------------------------------------------------------------------------------------------------------------------------------------------------------------------------------------------------------------------------------------------------------------------------------------------------------------------------------------------------------------------------------------------------------------------------------------------------------------------------------------------------------------------------------------------------------------------------------------------------------------|
| Subsection: | 402.03.02 Contractor Quality Control and Department Acceptance. |
| Part: | D) Testing Responsibilities. |
| Number: | 5) Gradation. |
| Revision: | Delete the second paragraph. |
| Subsection: | 402.03.02 Contractor Quality Control and Department Acceptance. |
| Part: | H) Unsatisfactory Work. |
| Number: | 1) Based on Lab Data. |
| Revision: | Replace the second paragraph with the following: When the Engineer determines that safety concerns or other considerations prohibit an immediate shutdown, continue work and the Department will make an evaluation of acceptability according to Subsection 402.03.05. |
| Subsection: | 402.03.03 Verification. |
| Revision: | Replace the first paragraph with the following: 402.03.03 Mixture Verification. For volumetric properties, the Department will perform a minimum of one verification test for AC, AV, and VMA according to the corresponding procedures as given in Subsection 402.03.02. The Department will randomly determine when to obtain the verification sample using the Asphalt Mixture Sample Random Tonnage Generator. For specialty mixtures, the Department will perform one AC and one gradation determination per lot according to the corresponding procedures as given in Subsection 402.03.02. However, Department personnel will not perform AC determinations according to KM 64-405. The Contractor will obtain a quality control sample at the same time the Department obtains the mixture verification sample and perform testing according to the procedures given in Subsection 402.03.02. If the Contractor's quality control sample is verified by the Department's test results within the tolerances provided below, the Contractor's sample will serve as the quality control sample for the affected subplot. The Department may perform the mixture verification test on the Contractor's equipment or on the Department's equipment. |
| Subsection: | 402.03.03 Verification. |
| Part: | A) Evaluation of Subplot(s) Verified by Department. |
| Revision: | Replace the third sentence of the second paragraph with the following: When the paired <i>t</i> -test indicates that the Contractor's data and Department's data are possibly not from the same population, the Department will investigate the cause for the difference according to Subsection 402.03.05 and implement corrective measures as the Engineer deems appropriate. |
| Subsection: | 402.03.03 Verification. |
| Part: | B) Evaluation of Subplots Not Verified by Department. |
| Revision: | Replace the third sentence of the first paragraph with the following: When differences between test results are not within the tolerances listed below, the Department will resolve the discrepancy according to Subsection 402.03.05. |

**Supplemental Specifications to the
Standard Specifications for Road and Bridge Construction, 2012 Edition
Effective with the July 31, 2015 Letting**

| | |
|--------------------|----------------------------------------------------------------------------------------------------------------------------------------------------------------------------------------------------------------------------------------------------------------------------------------------------------------------------------------------------------------------------------------------------------------------------------------------------------------------------------------------------------------------------------------------------------------------------------------------------------------------------------------------------------------------------------------------------------------------------------------------------------------------------------------------------------------------------------------------------------------------------------------------------------------------------------------------------------------------------------------------------------------------------------------------------------------------------------------------------------------------------------------------------------------------------------------------------------------------------------------------------------------------------------------------------------------|
| Subsection: | 402.03.03 Verification. |
| Part: | B) Evaluation of Sublots Not Verified by Department. |
| Revision: | Replace the third sentence of the second paragraph with the following: When the <i>F</i> -test or <i>t</i> -test indicates that the Contractor's data and Department's data are possibly not from the same population, the Department will investigate the cause for the difference according to Subsection 402.03.05 and implement corrective measures as the Engineer deems appropriate. |
| Subsection: | 402.03.03 Verification. |
| Part: | C) Test Data Patterns. |
| Revision: | Replace the second sentence with the following: When patterns indicate substantial differences between the verified and non-verified sublots, the Department will perform further comparative testing according to subsection 402.03.05. |
| Subsection: | 402.03 CONSTRUCTION. |
| Revision: | Add the following subsection: 402.03.04 Testing Equipment and Technician Verification. For mixtures with a minimum quantity of 20,000 tons and for every 20,000 tons thereafter, the Department will obtain an additional verification sample at random using the Asphalt Mixture Sample Random Tonnage Generator in order to verify the integrity of the Contractor's and Department's laboratory testing equipment and technicians. The Department will obtain a mixture sample of at least 150 lb at the asphalt mixing plant according to KM 64-425 and split it according to AASHTO R 47. The Department will retain one split portion of the sample and provide the other portion to the Contractor. At a later time convenient to both parties, the Department and Contractor will simultaneously reheat the sample to the specified compaction temperature and test the mixture for AV and VMA using separate laboratory equipment according to the corresponding procedures given in Subsection 402.03.02. The Department will evaluate the differences in test results between the two laboratories. When the difference between the results for AV or VMA is not within ± 2.0 percent, the Department will investigate and resolve the discrepancy according to Subsection 402.03.05. |
| Subsection: | 402.03.04 Dispute Resolution. |
| Revision: | Change the subsection number to 402.03.05. |
| Subsection: | 402.05 PAYMENT. |
| Part: | Lot Pay Adjustment Schedule Compaction Option A Base and Binder Mixtures |
| Table: | AC |
| Revision: | Replace the Deviation from JMF(%) that corresponds to a Pay Value of 0.95 to ± 0.6 . |
| Subsection: | 403.02.10 Material Transfer Vehicle (MTV). |
| Revision: | Replace the first sentence with the following: In addition to the equipment specified above, provide a MTV with the following minimum characteristics: |
| Subsection: | 412.02.09 Material Transfer Vehicle (MTV). |
| Revision: | Replace the paragraph with the following: Provide and utilize a MTV with the minimum characteristics outlined in section 403.02.10. |

**Supplemental Specifications to the
Standard Specifications for Road and Bridge Construction, 2012 Edition
Effective with the July 31, 2015 Letting**

| | |
|--------------------|----------------------------------------------------------------------------------------------------------------------------------------------------------------------------------------------------------------------------------------------------------------------------------------------------------------------------------------------------------------------------------------------------------------------------------------------------------------------------------------------------------------------------------------|
| Subsection: | 412.03.07 Placement and Compaction. |
| Revision: | Replace the first paragraph with the following: Use a MTV when placing SMA mixture in the driving lanes. The MTV is not required on ramps and/or shoulders unless specified in the contract. When the Engineer determines the use of the MTV is not practical for a portion of the project, the Engineer may waive its requirement for that portion of pavement by a letter documenting the waiver. |
| Subsection: | 412.04 MEASUREMENT. |
| Revision: | Add the following subsection: 412.04.03. Material Transfer Vehicle (MTV). The Department will not measure the MTV for payment and will consider its use incidental to the asphalt mixture. |
| Subsection: | 501.03.05 Weather Limitations and Protection. |
| Revision: | Replace the reference to Subsection 501.03.19 in Paragraph 5, with Subsection 501.03.20. |
| Subsection: | 501.03.19 Surface Tolerances and Testing Surface. |
| Part: | B) Ride Quality. |
| Revision: | Add the following to the end of the first paragraph: The Department will specify if the ride quality requirements are Category A or Category B when ride quality is specified in the Contract. Category B ride quality requirements shall apply when the Department fails to classify which ride quality requirement will apply to the Contract. |
| Subsection: | 603.03.06 Cofferdams. |
| Revision: | Replace the seventh sentence of paragraph one with the following: Submit drawings that are stamped by a Professional Engineer licensed in the Commonwealth of Kentucky. |
| Subsection: | 605.03.04 Tack Welding. |
| Revision: | Insert the subsection and the following: 605.03.04 Tack Welding. The Department does not allow tack welding. |
| Subsection: | 606.03.17 Special Requirements for Latex Concrete Overlays. |
| Part: | A) Existing Bridges and New Structures. |
| Number: | 1) Prewetting and Grout-Bond Coat. |
| Revision: | Add the following sentence to the last paragraph: Do not apply a grout-bond coat on bridge decks prepared by hydrodemolition. |
| Subsection: | 609.03 Construction. |
| Revision: | Replace Subsection 609.03.01 with the following: 609.03.01 A) Swinging the Spans. Before placing concrete slabs on steel spans or precast concrete release the temporary erection supports under the bridge and swing the span free on its supports. 609.03.01 B) Lift Loops. Cut all lift loops flush with the top of the precast beam once the beam is placed in the final location and prior to placing steel reinforcement. At locations where lift loops are cut, paint the top of the beam with galvanized or epoxy paint. |

**Supplemental Specifications to the
Standard Specifications for Road and Bridge Construction, 2012 Edition
Effective with the July 31, 2015 Letting**

| | |
|--------------------|-----------------------------------------------------------------------------------------------------------------------------------------------------------------------------------------------------------------------------------------------------------------------------------------------------------------------------------------------------------------------------------------------------------------------------------------------------------------------------------------------------------------------------------------------------------------------------------------------------------------------------------------------------------------------------------------------------------------------------------------------------------------------------------------------------------------------------------------------------------------------------------------------------------------------------------------------------------------------------------------------------------------------------------------------------------------------------------------------------------------------------------------------------------------------------------------------------------------------------------------------------------------------------------------------------------------------------------------------|
| Subsection: | 611.03.02 Precast Unit Construction. |
| Revision: | Replace the first sentence of the subsection with the following: Construct units according to ASTM C1577, replacing Table 1 (Design Requirements for Precast Concrete Box Sections Under Earth, Dead and HL-93 Live Load Conditions) with KY Table 1 (Precast Culvert KYHL-93 Design Table) , and Section 605 with the following exceptions and additions: |
| Subsection: | 613.03.01 Design. |
| Number: | 2) |
| Revision: | Replace "AASHTO Standard Specifications for Highway Bridges" with "AASHTO LRFD Bridge Design Specifications" |
| Subsection: | 615.06.02 |
| Revision: | Add the following sentence to the end of the subsection. The ends of units shall be normal to walls and centerline except exposed edges shall be beveled $\frac{3}{4}$ inch. |
| Subsection: | 615.06.03 Placement of Reinforcement in Precast 3-Sided Units. |
| Revision: | Replace the reference of 6.6 in the section to 615.06.06. |
| Subsection: | 615.06.04 Placement of Reinforcement for Precast Endwalls. |
| Revision: | Replace the reference of 6.7 in the section to 615.06.07. |
| Subsection: | 615.06.06 Laps, Welds, and Spacing for Precast 3-Sided Units. |
| Revision: | Replace the subsection with the following: Tension splices in the circumferential reinforcement shall be made by lapping. Laps may not be tack welded together for assembly purposes. For smooth welded wire fabric, the overlap shall meet the requirements of AASHTO 2012 Bridge Design Guide Section 5.11.2.5.2 and AASHTO 2012 Bridge Design Guide Section 5.11.6.3. For deformed welded wire fabric, the overlap shall meet the requirements of AASHTO 2012 Bridge Design Guide Section 5.11.2.5.1 and AASHTO 2012 Bridge Design Guide Section 5.11.6.2. The overlap of welded wire fabric shall be measured between the outer most longitudinal wires of each fabric sheet. For deformed billet-steel bars, the overlap shall meet the requirements of AASHTO 2012 Bridge Design Guide Section 5.11.2.1. For splices other than tension splices, the overlap shall be a minimum of 12" for welded wire fabric or deformed billet-steel bars. The spacing center to center of the circumferential wires in a wire fabric sheet shall be no less than 2 inches and no more than 4 inches. The spacing center to center of the longitudinal wires shall not be more than 8 inches. The spacing center to center of the longitudinal distribution steel for either line of reinforcing in the top slab shall be not more than 16 inches. |
| Subsection: | 615.06.07 Laps, Welds, and Spacing for Precast Endwalls. |
| Revision: | Replace the subsection with the following: Splices in the reinforcement shall be made by lapping. Laps may not be tack welded together for assembly purposes. For smooth welded wire fabric, the overlap shall meet the requirements of AASHTO 2012 Bridge Design Guide Section 5.11.2.5.2 and AASHTO 2012 Bridge Design Guide Section 5.11.6.3. For deformed welded wire fabric, the overlap shall meet the requirements of AASHTO 2012 Bridge Design Guide Section 5.11.2.5.1 and AASHTO 2012 Bridge Design Guide Section 5.11.6.2. For deformed billet-steel bars, the overlap shall meet the requirements of AASHTO 2012 Bridge Design Guide Section 5.11.2.1. The spacing center-to-center of the wire fabric sheet shall not be less than 2 inches or more than 8 inches. |

**Supplemental Specifications to the
Standard Specifications for Road and Bridge Construction, 2012 Edition
Effective with the July 31, 2015 Letting**

| | |
|--------------------|--------------------------------------------------------------------------------------------------------------------------------------------------------------------------------------------------------------------------------------------------------------------------------------------------------------------------------------------------------------------------------------------------------------------------------------------------------------------------------------------------------------------------------------------------------------------------------|
| Subsection: | 615.08.01 Type of Test Specimen. |
| Revision: | Replace the subsection with the following: Start-up slump, air content, unit weight, and temperature tests will be performed each day on the first batch of concrete. Acceptable start-up results are required for production of the first unit. After the first unit has been established, random acceptance testing is performed daily for each 50 yd ³ (or fraction thereof). In addition to the slump, air content, unit weight, and temperature tests, a minimum of one set of cylinders shall be required each time plastic property testing is performed. |
| Subsection: | 615.08.02 Compression Testing. |
| Revision: | Delete the second sentence. |
| Subsection: | 615.08.04 Acceptability of Core Tests. |
| Revision: | Delete the entire subsection. |
| Subsection: | 615.12 Inspection. |
| Revision: | Add the following sentences to the end of the subsection: Units will arrive at jobsite with the "Kentucky Oval" stamped on the unit which is an indication of acceptable inspection at the production facility. Units shall be inspected upon arrival for any evidence of damage resulting from transport to the jobsite. |
| Subsection: | 701.04.16 Deduction for Pipe Deflection. |
| Revision: | Insert the following at the end of the paragraph: The section length is determined by the length of the pipe between joints where the failure occurred. |
| Subsection: | 716.02.02 Paint. |
| Revision: | Replace sentence with the following: Conform to Section 821. |
| Subsection: | 716.03 CONSTRUCTION. |
| Revision: | Replace bullet 5) with the following: 5) AASHTO Standard Specifications for Structural Supports for Highway Signs, Luminaires, and Traffic Signals, 2013-6th Edition with current interims, |
| Subsection: | 716.03.02 Lighting Standard Installation. |
| Revision: | Replace the second sentence with the following: Regardless of the station and offset noted, locate all poles/bases behind the guardrail a minimum of four feet from the front face of the guardrail to the front face of the pole base. |
| Subsection: | 716.03.02 Lighting Standard Installation. |
| Part: | A) Conventional Installation. |
| Revision: | Replace the third sentence with the following: Orient the transformer base so the door is positioned on the side away from on-coming traffic. |
| Subsection: | 716.03.02 Lighting Standard Installation. |
| Part: | A) Conventional Installation. |
| Number: | 1) Breakaway Installation and Requirements. |
| Revision: | Replace the first sentence with the following: For breakaway supports, conform to Section 12 of the AASHTO Standard Specifications for Structural Supports for Highway Signs, Luminaires, and Traffic Signals, 2013-6th Edition with current interims. |
| Subsection: | 716.03.02 Lighting Standard Installation. |
| Part: | B) High Mast Installation |
| Revision: | Replace the first sentence with the following: Install each high mast pole as noted on plans. |

**Supplemental Specifications to the
Standard Specifications for Road and Bridge Construction, 2012 Edition
Effective with the July 31, 2015 Letting**

| Subsection: | 716.03.02 Lighting Standard Installation. | | | | | | | | | | | | | | | | | | | | | | | | | | | | | | | | | | | | | | | | | | | | | | | | |
|--------------------------|--------------------------------------------------------------------------------------------------------------------------------------------------------------------------------------------------------------------------------------------------------------------------------------------------------------------------------------------------------------------------------------------------------------------------------------------------------------------------------------------------------------------------------------------------------------------------------------------------------------------------------------------------------------------------------------------------------------------------------------------------------------------------------------------------------------------------------------------------------------------------------------------------------------------------------------------------------------------------------------------------------------------------------------------------------------------------------------------------------------------------------------------------------------------------------------------------------------------------------------------------------------------------------------------------------------------------------------------------------------------------------------------------------------------------------------------------------------------------------------------------------------------------------------------------------------------------------------------------------------------------------------------------------------------------------------------------------------------------------------------------------------------------------------------------------------------------------------------------------------------------------------------------------------------------------------------------------------------------------------------------------------------------------------------------------------------------------------------------------------------------------------------------------------------------------------------------------------------------------------------------------------------------------------------------------------------------------------------------------------------------------------------------------------------------------------------------------------------------------------------------------------------------------------------------------------------------------------------------------------------------------------------------------------------------------------------------------------------------------------------------------------------------------------------------------------------------------------------------------------------------------------------------------------------------------------------------------------------------------------------------------------------------------------------------------------------------------------------------------------------------------------------------------------------------------------------------------|--------------------------|------------------|------------------|------|-----------------------------------|------|--|--|--------------|--|------------------|--|------------------|--|-----------------------------------|--|------|------|------|------|------|------|------|------|-------|------|-------|------|-------|------|-----|------|--------------------|--|--|--|---------------|--|----------------|--|------|-------|------|------------------|-----|----|----|---------|
| Part: | B) High Mast Installation | | | | | | | | | | | | | | | | | | | | | | | | | | | | | | | | | | | | | | | | | | | | | | | | |
| Number: | 2) Concrete Base Installation | | | | | | | | | | | | | | | | | | | | | | | | | | | | | | | | | | | | | | | | | | | | | | | | |
| Revision: | Modification of Chart and succeeding paragraphs within this section: | | | | | | | | | | | | | | | | | | | | | | | | | | | | | | | | | | | | | | | | | | | | | | | | |
| | <table border="1" style="margin-left: auto; margin-right: auto;"> <thead> <tr> <th colspan="8">Drilled Shaft Depth Data</th> </tr> <tr> <th colspan="2">Level Ground</th> <th colspan="2">3:1 Ground Slope</th> <th colspan="2">2:1 Ground Slope</th> <th colspan="2">1.5:1 Ground Slope ⁽²⁾</th> </tr> <tr> <th>Soil</th> <th>Rock</th> <th>Soil</th> <th>Rock</th> <th>Soil</th> <th>Rock</th> <th>Soil</th> <th>Rock</th> </tr> </thead> <tbody> <tr> <td>17 ft</td> <td>7 ft</td> <td>19 ft</td> <td>7 ft</td> <td>20 ft</td> <td>7 ft</td> <td>(1)</td> <td>7 ft</td> </tr> </tbody> </table> <table border="1" style="margin-left: auto; margin-right: auto;"> <thead> <tr> <th colspan="4">Steel Requirements</th> </tr> <tr> <th colspan="2">Vertical Bars</th> <th colspan="2">Ties or Spiral</th> </tr> <tr> <th>Size</th> <th>Total</th> <th>Size</th> <th>Spacing or Pitch</th> </tr> </thead> <tbody> <tr> <td>#10</td> <td>16</td> <td>#4</td> <td>12 inch</td> </tr> </tbody> </table> <p>(1): Shaft length is 22' for cohesive soil only. For cohesionless soil, contact geotechnical branch for design. (2): Do not construct high mast drilled shafts on ground slopes steeper than 1.5:1 without the approval of the Division of Traffic.</p> <p>If rock is encountered during drilling operations and confirmed by the engineer to be of sound quality, the shaft is only required to be further advanced into the rock by the length of rock socket shown in the table. The total length of the shaft need not be longer than that of soil alone. Both longitudinal rebar length and number of ties or spiral length shall be adjusted accordingly.</p> <p>If a shorter depth is desired for the drilled shaft, the contractor shall provide, for the state's review and approval, a detailed column design with individual site specific soil and rock analysis performed and approved by a Professional Engineer licensed in the Commonwealth of Kentucky.</p> <p>Spiral reinforcement may be substituted for ties. If spiral reinforcement is used, one and one-half closed coils shall be provided at the ends of each spiral unit. Subsurface conditions consisting of very soft clay or very loose saturated sand could result in soil parameters weaker than those assumed. Engineer shall consult with the geotechnical branch if such conditions are encountered.</p> <p>The bottom of the drilled hole shall be firm and thoroughly cleaned so no loose or compressible materials are present at the time of the concrete placement. If the drilled hole contains standing water, the concrete shall be placed using a tremie to displace water. Continuous concrete flow will be required to insure full displacement of any water.</p> <p>The reinforcement and anchor bolts shall be adequately supported in the proper positions so no movement occurs during concrete placement. Welding of anchor bolts to the reinforcing cage is unacceptable, templates shall be used. Exposed portions of the foundation shall be formed to create a smooth finished surface. All forming shall be removed upon completion of foundation construction.</p> | Drilled Shaft Depth Data | | | | | | | | Level Ground | | 3:1 Ground Slope | | 2:1 Ground Slope | | 1.5:1 Ground Slope ⁽²⁾ | | Soil | Rock | Soil | Rock | Soil | Rock | Soil | Rock | 17 ft | 7 ft | 19 ft | 7 ft | 20 ft | 7 ft | (1) | 7 ft | Steel Requirements | | | | Vertical Bars | | Ties or Spiral | | Size | Total | Size | Spacing or Pitch | #10 | 16 | #4 | 12 inch |
| Drilled Shaft Depth Data | | | | | | | | | | | | | | | | | | | | | | | | | | | | | | | | | | | | | | | | | | | | | | | | | |
| Level Ground | | 3:1 Ground Slope | | 2:1 Ground Slope | | 1.5:1 Ground Slope ⁽²⁾ | | | | | | | | | | | | | | | | | | | | | | | | | | | | | | | | | | | | | | | | | | | |
| Soil | Rock | Soil | Rock | Soil | Rock | Soil | Rock | | | | | | | | | | | | | | | | | | | | | | | | | | | | | | | | | | | | | | | | | | |
| 17 ft | 7 ft | 19 ft | 7 ft | 20 ft | 7 ft | (1) | 7 ft | | | | | | | | | | | | | | | | | | | | | | | | | | | | | | | | | | | | | | | | | | |
| Steel Requirements | | | | | | | | | | | | | | | | | | | | | | | | | | | | | | | | | | | | | | | | | | | | | | | | | |
| Vertical Bars | | Ties or Spiral | | | | | | | | | | | | | | | | | | | | | | | | | | | | | | | | | | | | | | | | | | | | | | | |
| Size | Total | Size | Spacing or Pitch | | | | | | | | | | | | | | | | | | | | | | | | | | | | | | | | | | | | | | | | | | | | | | |
| #10 | 16 | #4 | 12 inch | | | | | | | | | | | | | | | | | | | | | | | | | | | | | | | | | | | | | | | | | | | | | | |
| Subsection: | 716.03.03 Trenching. | | | | | | | | | | | | | | | | | | | | | | | | | | | | | | | | | | | | | | | | | | | | | | | | |
| Part: | A) Trenching of Conduit for Highmast Ducted Cables. | | | | | | | | | | | | | | | | | | | | | | | | | | | | | | | | | | | | | | | | | | | | | | | | |
| Revision: | Add the following after the first sentence: If depths greater than 24 inches are necessary, obtain the Engineer's approval and maintain the required conduit depths coming into the junction boxes. No payment for additional junction boxes for greater depths will be allowed. | | | | | | | | | | | | | | | | | | | | | | | | | | | | | | | | | | | | | | | | | | | | | | | | |

**Supplemental Specifications to the
Standard Specifications for Road and Bridge Construction, 2012 Edition
Effective with the July 31, 2015 Letting**

| | |
|--------------------|-------------------------------------------------------------------------------------------------------------------------------------------------------------------------------------------------------------------------------------------------------------------------------------------------------------------------------------------------------------------------------------------------------------------------------------------------------------------------------------------------------------------------------------------------------------------------------------------------------------------------------------------------------------------------------------------------------------------------------|
| Subsection: | 716.03.03 Trenching. |
| Part: | B) Trenching of Conduit for Non-Highmast Cables. |
| Revision: | Add the following after the second sentence: If depths greater than 24 inches are necessary for either situation listed previously, obtain the Engineer's approval and maintain the required conduit depths coming into the junction boxes. No payment for additional junction boxes for greater depths will be allowed. |
| Subsection: | 716.03.10 Junction Boxes. |
| Revision: | Replace subsection title with the following: Electrical Junction Box. |
| Subsection: | 716.04.07 Pole with Secondary Control Equipment. |
| Revision: | Replace the paragraph with the following: The Department will measure the quantity as each individual unit furnished and installed. The Department will not measure mounting the cabinet to the pole, backfilling, restoration, any necessary hardware to anchor pole, or electrical inspection fees, and will consider them incidental to this item of work. The Department will also not measure furnishing and installing electrical service conductors, specified conduits, meter base, transformer, service panel, fused cutout, fuses, lighting arrestors, photoelectrical control, circuit breaker, contactor, manual switch, ground rods, and ground wires and will consider them incidental to this item of work. |
| Subsection: | 716.04.08 Lighting Control Equipment. |
| Revision: | Replace the paragraph with the following: The Department will measure the quantity as each individual unit furnished and installed. The Department will not measure constructing the concrete base, excavation, backfilling, restoration, any necessary anchors, or electrical inspection fees, and will consider them incidental to this item of work. The Department will also not measure furnishing and installing electrical service conductors, specified conduits, meter base, transformer, service panel, fused cutout, fuses, lighting arrestors, photoelectrical control, circuit breakers, contactor, manual switch, ground rods, and ground wires and will consider them incidental to this item of work. |
| Subsection: | 716.04.09 Luminaire. |
| Revision: | Replace the first sentence with the following: The Department will measure the quantity as each individual unit furnished and installed. |
| Subsection: | 716.04.10 Fused Connector Kits. |
| Revision: | Replace the first sentence with the following: The Department will measure the quantity as each individual unit furnished and installed. |
| Subsection: | 716.04.13 Junction Box. |
| Revision: | Replace the subsection title with the following: Electrical Junction Box Type Various. |
| Subsection: | 716.04.13 Junction Box. |
| Part: | A) Junction Electrical. |
| Revision: | Rename A) Junction Electrical to the following: A) Electrical Junction Box. |
| Subsection: | 716.04.14 Trenching and Backfilling. |
| Revision: | Replace the second sentence with the following: The Department will not measure excavation, backfilling, underground utility warning tape (if required), the restoration of disturbed areas to original condition, and will consider them incidental to this item of work. |

**Supplemental Specifications to the
Standard Specifications for Road and Bridge Construction, 2012 Edition
Effective with the July 31, 2015 Letting**

| Subsection: | 716.04.18 Remove Lighting. | | | | | | | | | | | | | | | |
|--------------------|------------------------------------------------------------------------------------------------------------------------------------------------------------------------------------------------------------------------------------------------------------------------------------------------------------------------------------------------------------------------------------------------------------------------------------------------------------------------------------|-----------------|-----------------|-----------------|-------|-------------------------|------|-------|--------------------------------|------|------------|--------------------------------|------|------------|--------------------------------|------|
| Revision: | Replace the paragraph with the following: The Department will measure the quantity as a lump sum for the removal of lighting equipment. The Department will not measure the disposal of all equipment and materials off the project by the contractor. The Department also will not measure the transportation of the materials and will consider them incidental to this item of work. | | | | | | | | | | | | | | | |
| Subsection: | 716.04.20 Bore and Jack Conduit. | | | | | | | | | | | | | | | |
| Revision: | Replace the paragraph with the following: The Department will measure the quantity in linear feet. This item shall include all work necessary for boring and installing conduit under an existing roadway. Construction methods shall be in accordance with Sections 706.03.02, paragraphs 1, 2, and 4. | | | | | | | | | | | | | | | |
| Subsection: | 716.05 PAYMENT. | | | | | | | | | | | | | | | |
| Revision: | Replace items 04810-04811, 20391NS835 and, 20392NS835 under <u>Code</u> , <u>Pay Item</u> , and <u>Pay Unit</u> with the following: | | | | | | | | | | | | | | | |
| | <table border="0"> <thead> <tr> <th><u>Code</u></th> <th><u>Pay Item</u></th> <th><u>Pay Unit</u></th> </tr> </thead> <tbody> <tr> <td>04810</td> <td>Electrical Junction Box</td> <td>Each</td> </tr> <tr> <td>04811</td> <td>Electrical Junction Box Type B</td> <td>Each</td> </tr> <tr> <td>20391NS835</td> <td>Electrical Junction Box Type A</td> <td>Each</td> </tr> <tr> <td>20392NS835</td> <td>Electrical Junction Box Type C</td> <td>Each</td> </tr> </tbody> </table> | <u>Code</u> | <u>Pay Item</u> | <u>Pay Unit</u> | 04810 | Electrical Junction Box | Each | 04811 | Electrical Junction Box Type B | Each | 20391NS835 | Electrical Junction Box Type A | Each | 20392NS835 | Electrical Junction Box Type C | Each |
| <u>Code</u> | <u>Pay Item</u> | <u>Pay Unit</u> | | | | | | | | | | | | | | |
| 04810 | Electrical Junction Box | Each | | | | | | | | | | | | | | |
| 04811 | Electrical Junction Box Type B | Each | | | | | | | | | | | | | | |
| 20391NS835 | Electrical Junction Box Type A | Each | | | | | | | | | | | | | | |
| 20392NS835 | Electrical Junction Box Type C | Each | | | | | | | | | | | | | | |
| Subsection: | 723.02.02 Paint. | | | | | | | | | | | | | | | |
| Revision: | Replace sentence with the following: Conform to Section 821. | | | | | | | | | | | | | | | |
| Subsection: | 723.03 CONSTRUCTION. | | | | | | | | | | | | | | | |
| Revision: | Replace bullet 5) with the following: 5) AASHTO Standard Specifications for Structural Supports for Highway Signs, Luminaires, and Traffic Signals, 2013-6th Edition with current interims, | | | | | | | | | | | | | | | |
| Subsection: | 723.03.02 Poles and Bases Installation. | | | | | | | | | | | | | | | |
| Revision: | Replace the first sentence with the following: Regardless of the station and offset noted, locate all poles/bases behind the guardrail a minimum of four feet from the front face of the guardrail to the front face of the pole base. | | | | | | | | | | | | | | | |
| Subsection: | 723.03.02 Poles and Bases Installation. | | | | | | | | | | | | | | | |
| Part: | A) Steel Strain and Mastarm Poles Installation | | | | | | | | | | | | | | | |
| Revision: | Replace the second paragraph with the following: For concrete base installation, see Section 716.03.02, B), 2), Paragraphs 2-7. Drilled shaft depth shall be based on the soil conditions encountered during drilling and slope condition at the site. Refer to the design chart below: | | | | | | | | | | | | | | | |
| Subsection: | 723.03.02 Poles and Bases Installation. | | | | | | | | | | | | | | | |
| Part: | B) Pedestal or Pedestal Post Installation. | | | | | | | | | | | | | | | |
| Revision: | Replace the fourth sentence of the paragraph with the following: For breakaway supports, conform to Section 12 of the AASHTO Standard Specifications for Structural Supports for Highway Signs, Luminaires, and Traffic Signals, 2013-6th Edition with current interims. | | | | | | | | | | | | | | | |

**Supplemental Specifications to the
Standard Specifications for Road and Bridge Construction, 2012 Edition
Effective with the July 31, 2015 Letting**

| | |
|--------------------|---------------------------------------------------------------------------------------------------------------------------------------------------------------------------------------------------------------------------------------------------------------------------------------------------------------------------------------------------------------------------------------------------------------------------------------------------------------------------------------------------------------------------------------------------------------------------------------------------------------------------------------------------------------------------------------------------------------------------------------------------|
| Subsection: | 723.03.03 Trenching. |
| Part: | A) Under Roadway. |
| Revision: | Add the following after the second sentence: If depths greater than 24 inches are necessary, obtain the Engineer's approval and maintain ether required conduit depths coming into the junction boxes. No payment for additional junction boxes for greater depths will be allowed. |
| Subsection: | 723.03.11 Wiring Installation. |
| Revision: | Add the following sentence between the fifth and sixth sentences: Provide an extra two feet of loop wire and lead-in past the installed conduit in poles, pedestals, and junction boxes. |
| Subsection: | 723.03.12 Loop Installation. |
| Revision: | Replace the fourth sentence of the 2nd paragraph with the following: Provide an extra two feet of loop wire and lead-in past the installed conduit in poles, pedestals, and junction boxes. |
| Subsection: | 723.04.02 Junction Box. |
| Revision: | Replace subsection title with the following: Electrical Junction Box Type Various. |
| Subsection: | 723.04.03 Trenching and Backfilling. |
| Revision: | Replace the second sentence with the following: The Department will not measure excavation, backfilling, underground utility warning tape (if required), the restoration of disturbed areas to original condition, and will consider them incidental to this item of work. |
| Subsection: | 723.04.10 Signal Pedestal. |
| Revision: | Replace the second sentence with the following: The Department will not measure excavation, concrete, reinforcing steel, specified conduits, fittings, ground rod, ground wire, backfilling, restoring disturbed areas, or other necessary hardware and will consider them incidental to this item of work. |
| Subsection: | 723.04.15 Loop Saw Slot and Fill. |
| Revision: | Replace the second sentence with the following: The Department will not measure sawing, cleaning and filling induction loop saw slot, loop sealant, backer rod, and grout and will consider them incidental to this item of work. |
| Subsection: | 723.04.16 Pedestrian Detector. |
| Revision: | Replace the paragraph with the following: The Department will measure the quantity as each individual unit furnished, installed and connected to pole/pedestal. The Department will not measure installing R10-3e (with arrow) sign, furnishing and installing mounting hardware for sign and will consider them incidental to this item of work. |
| Subsection: | 723.04.18 Signal Controller- Type 170. |
| Revision: | Replace the second sentence with the following: The Department will not measure constructing the concrete base or mounting the cabinet to the pole, connecting the signal and detectors, excavation, backfilling, restoration, any necessary pole mounting hardware, electric service, or electrical inspection fees and will consider them incidental to this item of work. The Department will also not measure furnishing and connecting the induction of loop amplifiers, pedestrian isolators, load switches, model 400 modem card; furnishing and installing electrical service conductors, specified conduits, anchors, meter base, fused cutout, fuses, ground rods, ground wires and will consider them incidental to this item of work. |

**Supplemental Specifications to the
Standard Specifications for Road and Bridge Construction, 2012 Edition
Effective with the July 31, 2015 Letting**

| | |
|--------------------|------------------------------------------------------------------------------------------------------------------------------------------------------------------------------------------------------------------------------------------------------------------------------------------------------------------------------------------------------------------------------------------------------------------------------------------------------------------------------------------------------------------------------------------------------------------------------------------------------------------------------------------------------------------------------------------------------------------------------------------------------------------------------------------------------------|
| Subsection: | 723.04.20 Install Signal Controller - Type 170. |
| Revision: | Replace the paragraph with the following: The Department will measure the quantity as each individual unit installed. The Department will not measure constructing the concrete base or mounting the cabinet to the pole, connecting the signal and detectors, and excavation, backfilling, restoration, any necessary pole mounting hardware, electric service, or electrical inspection fees and will consider them incidental to this item of work. The Department will also not measure connecting the induction loop amplifiers, pedestrian, isolators, load switches, model 400 modem card; furnishing and installing electrical service conductors, specified conduits, anchors, meter base, fused cutout, fuses, ground rods, ground wires and will consider them incidental to this item of work. |
| Subsection: | 723.04.22 Remove Signal Equipment. |
| Revision: | Replace the paragraph with the following: The Department will measure the quantity as a lump sum removal of signal equipment. The Department will not measure the return of control equipment and signal heads to the Department of Highways as directed by the District Traffic Engineer. The Department also will not measure the transportation of materials of the disposal of all other equipment and materials off the project by the contractor and will consider them incidental to this item of work. |
| Subsection: | 723.04.28 Install Pedestrian Detector Audible. |
| Revision: | Replace the second sentence with the following: The Department will not measure installing sign R10-3e (with arrow) and will consider it incidental to this item of work. |
| Subsection: | 723.04.29 Audible Pedestrian Detector. |
| Revision: | Replace the second sentence with the following: The Department will not measure furnishing and installing the sign R10-3e (with arrow) and will consider it incidental to this item of work. |
| Subsection: | 723.04.30 Bore and Jack Conduit. |
| Revision: | Replace the paragraph with the following: The Department will measure the quantity in linear feet. This item shall include all work necessary for boring and installing conduit under an existing roadway. Construction methods shall be in accordance with Sections 706.03.02, paragraphs 1, 2, and 4. |
| Subsection: | 723.04.31 Install Pedestrian Detector. |
| Revision: | Replace the paragraph with the following: The Department will measure the quantity as each individual unit installed and connected to pole/pedestal. The Department will not measure installing sign R 10-3e (with arrow) and will consider it incidental to this item of work. |
| Subsection: | 723.04.32 Install Mast Arm Pole. |
| Revision: | Replace the second sentence with the following: The Department will not measure arms, signal mounting brackets, anchor bolts, or any other necessary hardware and will consider them incidental to this item of work. |
| Subsection: | 723.04.33 Pedestal Post. |
| Revision: | Replace the second sentence with the following: The Department will not measure excavation, concrete, reinforcing steel, anchor bolts, conduit, fittings, ground rod, ground wire, backfilling, restoration, or any other necessary hardware and will consider them incidental to this item of work. |

**Supplemental Specifications to the
Standard Specifications for Road and Bridge Construction, 2012 Edition
Effective with the July 31, 2015 Letting**

| Subsection: | 723.04.36 Traffic Signal Pole Base. | | | | | | | | | | | | | | | |
|--------------------|------------------------------------------------------------------------------------------------------------------------------------------------------------------------------------------------------------------------------------------------------------------------------------------------------------------------------------------------------------------------------------------------------------------------------------------------------------------------------------|-----------------|-----------------|-----------------|-------|-------------------------|------|-------|--------------------------------|------|------------|--------------------------------|------|------------|--------------------------------|------|
| Revision: | Replace the second sentence with the following: The Department will not measure excavation, reinforcing steel, anchor bolts, specified conduits, ground rods, ground wires, backfilling, or restoration and will consider them incidental to this item of work. | | | | | | | | | | | | | | | |
| Subsection: | 723.04.37 Install Signal Pedestal. | | | | | | | | | | | | | | | |
| Revision: | Replace the second sentence with the following: The Department will not measure excavation, concrete, reinforcing steel, anchor bolts, specified conduits, fittings, ground rod, ground wire, backfilling, restoration, or any other necessary hardware and will consider them incidental to this item of work. | | | | | | | | | | | | | | | |
| Subsection: | 723.04.38 Install Pedestal Post. | | | | | | | | | | | | | | | |
| Revision: | Replace the second sentence with the following: The Department will not measure excavation, concrete, reinforcing steel, anchor bolts, specified conduits, fittings, ground rod, ground wire, backfilling, restoration, or any other necessary hardware and will consider them incidental to this item of work. | | | | | | | | | | | | | | | |
| Subsection: | 723.05 PAYMENT. | | | | | | | | | | | | | | | |
| Revision: | Replace items 04810-04811, 20391NS835 and, 20392NS835 under <u>Code</u> , <u>Pay Item</u> , and <u>Pay Unit</u> with the following: | | | | | | | | | | | | | | | |
| | <table border="0"> <thead> <tr> <th><u>Code</u></th> <th><u>Pay Item</u></th> <th><u>Pay Unit</u></th> </tr> </thead> <tbody> <tr> <td>04810</td> <td>Electrical Junction Box</td> <td>Each</td> </tr> <tr> <td>04811</td> <td>Electrical Junction Box Type B</td> <td>Each</td> </tr> <tr> <td>20391NS835</td> <td>Electrical Junction Box Type A</td> <td>Each</td> </tr> <tr> <td>20392NS835</td> <td>Electrical Junction Box Type C</td> <td>Each</td> </tr> </tbody> </table> | <u>Code</u> | <u>Pay Item</u> | <u>Pay Unit</u> | 04810 | Electrical Junction Box | Each | 04811 | Electrical Junction Box Type B | Each | 20391NS835 | Electrical Junction Box Type A | Each | 20392NS835 | Electrical Junction Box Type C | Each |
| <u>Code</u> | <u>Pay Item</u> | <u>Pay Unit</u> | | | | | | | | | | | | | | |
| 04810 | Electrical Junction Box | Each | | | | | | | | | | | | | | |
| 04811 | Electrical Junction Box Type B | Each | | | | | | | | | | | | | | |
| 20391NS835 | Electrical Junction Box Type A | Each | | | | | | | | | | | | | | |
| 20392NS835 | Electrical Junction Box Type C | Each | | | | | | | | | | | | | | |
| Subsection: | 804.01.02 Crushed Sand. | | | | | | | | | | | | | | | |
| Revision: | Delete last sentence of the section. | | | | | | | | | | | | | | | |
| Subsection: | 804.01.06 Slag. | | | | | | | | | | | | | | | |
| Revision: | Add subsection and following sentence. Provide blast furnace slag sand where permitted. The Department will allow steel slag sand only in asphalt surface applications. | | | | | | | | | | | | | | | |
| Subsection: | 804.04 Asphalt Mixtures. | | | | | | | | | | | | | | | |
| Revision: | Replace the subsection with the following: Provide natural, crushed, conglomerate, or blast furnace slag sand, with the addition of filler as necessary, to meet gradation requirements. The Department will allow any combination of natural, crushed, conglomerate or blast furnace slag sand when the combination is achieved using cold feeds at the plant. The Engineer may allow other fine aggregates. | | | | | | | | | | | | | | | |
| Subsection: | 806.03.01 General Requirements. | | | | | | | | | | | | | | | |
| Revision: | Replace the second sentence of the paragraph with the following: Additionally, the material must have a minimum solubility of 99.0 percent when tested according to AASHTO T 44 and PG 76-22 must exhibit a minimum recovery of 60 percent, with a J _{NR} (nonrecoverable creep compliance) between 0.1 and 0.5, when tested according to AASHTO TP 70. | | | | | | | | | | | | | | | |

**Supplemental Specifications to the
Standard Specifications for Road and Bridge Construction, 2012 Edition
Effective with the July 31, 2015 Letting**

| | | | | | | | |
|---------------------|-------------------------------------------------------------------------------------------------------------------------------------------------------------------------------------------------------------------------------------------------------------------------------|----------------------|-----------------|----------------|----------------|----------------|------------------------------|
| Subsection: | 806.03.01 General Requirements. | | | | | | |
| Table: | PG Binder Requirements and Price Adjustment Schedule | | | | | | |
| Revision: | Replace the Elastic Recovery, % ⁽³⁾ (AASHTO T301) and all corresponding values in the table with the following: | | | | | | |
| | <u>Test</u> | <u>Specification</u> | <u>100% Pay</u> | <u>90% Pay</u> | <u>80% Pay</u> | <u>70% Pay</u> | <u>50% Pay⁽¹⁾</u> |
| | MSCR recovery, % ⁽³⁾ (AASHTO TP 70) | 60 Min. | ≥58 | 56 | 55 | 54 | <53 |
| Subsection: | 806.03.01 General Requirements. | | | | | | |
| Table: | PG Binder Requirements and Price Adjustment Schedule | | | | | | |
| Superscript: | (3) | | | | | | |
| Revision: | Replace ⁽³⁾ with the following: Perform testing at 64°C. | | | | | | |
| Subsection: | 813.04 Gray Iron Castings. | | | | | | |
| Revision: | Replace the reference to "AASHTO M105" with "ASTM A48". | | | | | | |
| Subsection: | 813.09.02 High Strength Steel Bolts, Nuts, and Washers. | | | | | | |
| Number: | A) Bolts. | | | | | | |
| Revision: | Delete first paragraph and "Hardness Number" Table. Replace with the following: A) Bolts. Conform to ASTM A325 (AASHTO M164) or ASTM A490 (AASHTO 253) as applicable. | | | | | | |
| Subsection: | 814.04.02 Timber Guardrail Posts. | | | | | | |
| Revision: | Third paragraph, replace the reference to "AWPA C14" with "AWPA U1, Section B, Paragraph 4.1". | | | | | | |
| Subsection: | 814.04.02 Timber Guardrail Posts. | | | | | | |
| Revision: | Replace the first sentence of the fourth paragraph with the following: Use any of the species of wood for round or square posts covered under AWPA U1. | | | | | | |
| Subsection: | 814.04.02 Timber Guardrail Posts. | | | | | | |
| Revision: | Fourth paragraph, replace the reference to "AWPA C2" with "AWPA U1, Section B, Paragraph 4.1". | | | | | | |
| Subsection: | 814.04.02 Timber Guardrail Posts. | | | | | | |
| Revision: | Delete the second sentence of the fourth paragraph. | | | | | | |
| Subsection: | 814.05.02 Composite Plastic. | | | | | | |
| Revision: | 1) Add the following to the beginning of the first paragraph: Select composite offset blocks conforming to this section and assure blocks are from a manufacturer included on the Department's List of Approved Materials. 2) Delete the last paragraph of the subsection. | | | | | | |
| Subsection: | 816.07.02 Wood Posts and Braces. | | | | | | |
| Revision: | First paragraph, replace the reference to "AWPA C5" with "AWPA U1, Section B, Paragraph 4.1". | | | | | | |
| Subsection: | 816.07.02 Wood Posts and Braces. | | | | | | |
| Revision: | Delete the second sentence of the first paragraph. | | | | | | |
| Subsection: | 818.07 Preservative Treatment. | | | | | | |
| Revision: | First paragraph, replace all references to "AWPA C14" with "AWPA U1, Section A". | | | | | | |

**Supplemental Specifications to the
Standard Specifications for Road and Bridge Construction, 2012 Edition
Effective with the July 31, 2015 Letting**

| | |
|--------------------|-------------------------------------------------------------------------------------------------------------------------------------------------------------------------------------------------------------------------------------------------------------------------------------------------------------------------------------------------------------------------------------------------------------------------------------------------------------------------------------------------------------------------------------------------------------------------------------------------------------------------------------------------------------------------------------------------------------------------------------------------------------------------------------------------------------------------------------------------------------------------------------------------------------------------------------------------------------------------------------------------------------------------------------------------------------------------------------------------------------------------------------------------------------------------------------------------------------------------------------------------------------------------------------------------------------------------------------------------------------------------------------------------------------------------------------------------------------------------------------------------------------------------------------------------------------------------------------------------------------------------------------------------------------------------------------------------------------------------------------------------------------------------------------------------------------------------------------------------------------------------------------------------------------------------------------------------------------------------------------------------------------------------------------------------------------------------------------------------------------------------------------------------------------------------------------|
| Subsection: | 834.14 Lighting Poles. |
| Revision: | Replace the first sentence with the following: Lighting pole design shall be in accordance with loading and allowable stress requirements of the AASHTO Standard Specifications for Structural Supports for Highway Signs, Luminaires, and Traffic Signals, 2013-6th Edition with current interims, with the exception of the following: The Cabinet will waive the requirement stated in the first sentence of Section 5.14.6.2 – Reinforced Holes and Cutouts for high mast poles (only). The minimum diameter at the base of the pole shall be 22 inches for high mast poles (only). |
| Subsection | 834.14.03 High Mast Poles. |
| Revision: | Remove the second and fourth sentence from the first paragraph. |
| Subsection | 834.14.03 High Mast Poles. |
| Revision: | Replace the third paragraph with the following: Provide calculations and drawings that are stamped by a Professional Engineer licensed in the Commonwealth of Kentucky. |
| Subsection: | 834.14.03 High Mast Poles. |
| Revision: | Replace paragraph six with the following: Provide a pole section that conforms to ASTM A 595 grade A with a minimum yield strength of 55 KSI or ASTM A 572 with a minimum yield strength of 55 KSI. Use tubes that are round or 16 sided with a four inch corner radius, have a constant linear taper of .144 in/ft and contain only one longitudinal seam weld. Circumferential welded tube butt splices and laminated tubes are not permitted. Provide pole sections that are telescopically slip fit assembled in the field to facilitate inspection of interior surface welds and the protective coating. The minimum length of the telescopic slip splices shall be 1.5 times the inside diameter of the exposed end of the female section. Use longitudinal seam welds as commended in Section 5.15 of the AASHTO 2013 Specifications. The thickness of the transverse base shall not be less than 2 inches. Plates shall be integrally welded to the tubes with a telescopic welded joint or a full penetration groove weld with backup bar. The handhole cover shall be removable from the handhole frame. One the frame side opposite the hinge, provide a mechanism on the handhole cover/frame to place the Department’s standard padlock as specified in Section 834.25. The handhole frame shall have two stainless studs installed opposite the hinge to secure the handhole cover to the frame which includes providing stainless steel wing nuts and washers. The handhole cover shall be manufactured from 0.25 inch thick galvanized steel (ASTM A 153) and have a neoprene rubber gasket that is permanently secured to the handhole frame to insure weather-tight protection. The hinge shall be manufactured from 7-gauge stainless steel to provide adjustability to insure weather-tight fit for the cover. The minimum clear distance between the transverse plate and the bottom opening of the handhole shall not be less than the diameter of the bottom tube of the pole but needs to be at least 15 inches. Provide products that are hot-dip galvanized to the requirements of either ASTM A123 (fabricated products) or ASTM A 153 (hardware items). |
| Subsection: | 834.16 ANCHOR BOLTS. |
| Revision: | Insert the following sentence at the beginning of the paragraph: The anchor bolt design shall follow the NCHRP Report 494 Section 2.4 and NCHRP 469 Appendix A Specifications. |

**Supplemental Specifications to the
Standard Specifications for Road and Bridge Construction, 2012 Edition
Effective with the July 31, 2015 Letting**

| | |
|--------------------|-----------------------------------------------------------------------------------------------------------------------------------------------------------------------------------------------------------------------------------------------------------------------------------------------------------------------------------------------------------------------------------------------------------------------------------------------------------------------------------------------------------------------------------------------------------------------------------------------------------------------------------------------------------------------------------------------------------------------------------------------------------------------------------------------------------------------------------------------------------------------------------------------------------------------------------------------------------------------------------------------------------------------------------------------------------------------------------------------------------------|
| Subsection: | 834.17.01 Conventional. |
| Revision: | Add the following sentence after the second sentence: Provide a waterproof sticker mounted on the bottom of the housing that is legible from the ground and indicates the wattage of the fixture by providing the first two numbers of the wattage. |
| Subsection: | 834.21.01 Waterproof Enclosures. |
| Revision: | Replace the last five sentences in the second paragraph with the following sentences: Provide a cabinet door with a louvered air vent, filter-retaining brackets and an easy to clean metal filter. Provide a cabinet door that is keyed with a factory installed standard no. 2 corbin traffic control key. Provide a light fixture with switch and bulb. Use a 120-volt fixture and utilize a L.E.D. bulb (equivalent to 60 watts minimum). Fixture shall be situated at or near the top of the cabinet and illuminate the contents of the cabinet. Provide a 120 VAC GFI duplex receptacle in the enclosure with a separate 20 amp breaker. |
| Subsection: | 835.07 Traffic Poles. |
| Revision: | Replace the first sentence of the first paragraph with the following: Pole diameter and wall thickness shall be calculated in accordance with the AASHTO Standard Specifications for Structural Supports for Highway Signs, Luminaires, and Traffic Signals, 2013-6th Edition with current interims. |
| Subsection: | 835.07 Traffic Poles. |
| Revision: | *Replace the first sentence of the fourth paragraph with the following: Ensure transverse plates have a thickness ≥ 2 inches. *Add the following sentence to the end of the fourth paragraph: The bottom pole diameter shall not be less than 16.25 inches. |
| Subsection: | 835.07 Traffic Poles. |
| Revision: | Replace the third sentence of the fifth paragraph with the following: For anchor bolt design, pole forces shall be positioned in such a manner to maximize the force on any individual anchor bolt regardless of the actual anchor bolt orientation with the pole. |
| Subsection: | 835.07 Traffic Poles. |
| Revision: | Replace the first and second sentence of the sixth paragraph with the following: The pole handhole shall be 25 inches by 6.5 inches. The handhole cover shall be removable from the handhole frame. On the frame side opposite the hinge, provide a mechanism on the handhole cover/frame to place the Department's standard padlock as specified in Section 834.25. The handhole frame shall have two stainless studs installed opposite the hinge to secure the handhole cover to the frame which includes providing stainless steel wing nuts and washers. The handhole cover shall be manufactured from 0.25 inch thick galvanized steel (ASTM 153) and have a neoprene rubber gasket that is permanently secured to the handhole frame to insure weather-tight protection. The hinge shall be manufactured from 7 gauge stainless steel to provide adjustability to insure a weather-tight fit for the cover. The minimum clear distance between the transverse plate and the bottom opening of the handhole shall not be less than the diameter of the bottom tube but needs to be at least 12 inches. |

**Supplemental Specifications to the
Standard Specifications for Road and Bridge Construction, 2012 Edition
Effective with the July 31, 2015 Letting**

| | | |
|--------------------|---------------------------------------------------------------------------------------------------------------------------------------------------------------------------------------------------------------------------------------------------------------------------------------------------------------------------------------------------------------------------------------------------------------------------------------------------------------------------------------|------------------------------------|
| Subsection: | 835.07 Traffic Poles. | |
| Revision: | <p>*Replace the first sentence of the last paragraph with the following: Provide calculations and drawings that are stamped by a Professional Engineer licensed in the Commonwealth of Kentucky.</p> <p>*Replace the third sentence of the last paragraph with the following: All tables referenced in 835.07 are found in the AASHTO Standard Specifications for Structural Supports for Highway Signs, Luminaires, and Traffic Signals, 2013-6th Edition with current interims.</p> | |
| Subsection: | 835.07.01 Steel Strain Poles. | |
| Revision: | Replace the second sentence of the second paragraph with the following: The detailed analysis shall be certified by a Professional Engineer licensed in the Commonwealth of Kentucky. | |
| Subsection: | 835.07.01 Steel Strain Poles. | |
| Revision: | Replace number 7. after the second paragraph with the following: 7. Fatigue calculations should be shown for all fatigue related connections. Provide the corresponding detail, stress category and example from table 11.9.3.1-1. | |
| Subsection: | 835.07.02 Mast Arm Poles. | |
| Revision: | Replace the second sentence of the fourth paragraph with the following: The detailed analysis shall be certified by a Professional Engineer licensed in the Commonwealth of Kentucky. | |
| Subsection: | 835.07.02 Mast Arm Poles. | |
| Revision: | Replace number 7) after the fourth paragraph with the following: 7) Fatigue calculations should be shown for all fatigue related connections. Provide the corresponding detail, stress category and example from table 11.9.3.1-1. | |
| Subsection: | 835.07.03 Anchor Bolts. | |
| Revision: | Add the following to the end of the paragraph: There shall be two steel templates (one can be used for the headed part of the anchor bolt when designed in this manner) provided per pole. Templates shall be contained within a 26.5 inch diameter. All templates shall be fully galvanized (ASTM A 153). | |
| Subsection: | 835.16.05 Optical Units. | |
| Revision: | Replace the 3rd paragraph with the following: The list of certified products can be found on the following website: http://www.intertek.com . | |
| Subsection: | 835.19.01 Pedestrian Detector Body. | |
| Revision: | Replace the first sentence with the following: Provide a four holed pole mounted aluminum rectangular housing that is compatible with the pedestrian detector. | |
| Subsection: | 843.01.01 Geotextile Fabric. | |
| Table: | TYPE I FABRIC GEOTEXTILES FOR SLOPE PROTECTION AND CHANNEL LINING | |
| Revision: | Add the following to the chart: | |
| | <u>Property</u> | <u>Minimum Value⁽¹⁾</u> |
| | CBR Puncture (lbs) | 494 |
| | Permittivity (1/s) | 0.7 |
| | | <u>Test Method</u> |
| | | ASTM D6241 |
| | | ASTM D4491 |

**Supplemental Specifications to the
Standard Specifications for Road and Bridge Construction, 2012 Edition
Effective with the July 31, 2015 Letting**

| | | | |
|--------------------|--------------------------------------------------------------------------------------|------------------------------------|--------------------|
| Subsection: | 843.01.01 Geotextile Fabric. | | |
| Table: | TYPE II FABRIC GEOTEXTILES FOR UNDERDRAINS | | |
| Revision: | Add the following to the chart: | | |
| | <u>Property</u> | <u>Minimum Value⁽¹⁾</u> | <u>Test Method</u> |
| | CBR Puncture (lbs) | 210 | ASTM D6241 |
| | Permittivity (1/s) | 0.5 | ASTM D4491 |
| Subsection: | 843.01.01 Geotextile Fabric. | | |
| Table: | TYPE III FABRIC GEOTEXTILES FOR SUBGRADE OR EMBANKMENT STABILIZATION | | |
| Revision: | Add the following to the chart: | | |
| | <u>Property</u> | <u>Minimum Value⁽¹⁾</u> | <u>Test Method</u> |
| | CBR Puncture (lbs) | 370 | ASTM D6241 |
| | Permittivity (1/s) | 0.05 | ASTM D4491 |
| Subsection: | 843.01.01 Geotextile Fabric. | | |
| Table: | TYPE IV FABRIC GEOTEXTILES FOR EMBANKMENT DRAINAGE BLANKETS AND PAVEMENT EDGE DRAINS | | |
| Revision: | Add the following to the chart: | | |
| | <u>Property</u> | <u>Minimum Value⁽¹⁾</u> | <u>Test Method</u> |
| | CBR Puncture (lbs) | 309 | ASTM D6241 |
| | Permittivity (1/s) | 0.5 | ASTM D4491 |
| Subsection: | 843.01.01 Geotextile Fabric. | | |
| Table: | TYPE V HIGH STRENGTH GEOTEXTILE FABRIC | | |
| Revision: | Make the following changes to the chart: | | |
| | <u>Property</u> | <u>Minimum Value⁽¹⁾</u> | <u>Test Method</u> |
| | CBR Puncture (lbs) | 618 | ASTM D6241 |
| | Apparent Opening Size | U.S. #40 ⁽³⁾ | ASTM D4751 |
| | ⁽³⁾ Maximum average roll value. | | |

PART III

EMPLOYMENT, WAGE AND RECORD REQUIREMENTS

**TRANSPORTATION CABINET
DEPARTMENT OF HIGHWAYS**

**LABOR AND WAGE REQUIREMENTS
APPLICABLE TO OTHER THAN FEDERAL-AID SYSTEM PROJECTS**

- I. Application
- II. Nondiscrimination of Employees (KRS 344)
- III. Payment of Predetermined Minimum Wages
- IV. Statements and Payrolls

I. APPLICATION

1. These contract provisions shall apply to all work performed on the contract by the contractor with his own organization and with the assistance of workmen under his immediate superintendence and to all work performed on the contract by piecework, station work or by subcontract. The contractor's organization shall be construed to include only workmen employed and paid directly by the contractor and equipment owned or rented by him, with or without operators.

2. The contractor shall insert in each of his subcontracts all of the stipulations contained in these Required Provisions and such other stipulations as may be required.

3. A breach of any of the stipulations contained in these Required Provisions may be grounds for termination of the contract.

II. NONDISCRIMINATION OF EMPLOYEES

**AN ACT OF THE KENTUCKY
GENERAL ASSEMBLY TO PREVENT
DISCRIMINATION IN EMPLOYMENT
KRS CHAPTER 344
EFFECTIVE JUNE 16, 1972**

The contract on this project, in accordance with KRS Chapter 344, provides that during the performance of this contract, the contractor agrees as follows:

1. The contractor shall not fail or refuse to hire, or shall not discharge any individual, or otherwise discriminate against an individual with respect to his compensation, terms, conditions, or privileges of employment, because of such individual's race, color, religion, national origin, sex, disability or age (between forty and seventy); or limit, segregate, or classify his employees in any way which would deprive or tend to deprive an individual of employment opportunities or otherwise adversely affect his status as an employee, because of such individual's race, color, religion, national origin, sex, disability or age (between forty and seventy). The contractor agrees to post in conspicuous places, available to employees and applicants for employment, notices to be provided setting forth the provisions of this nondiscrimination clause.

2. The contractor shall not print or publish or cause to be printed or published a notice or advertisement relating to employment by such an employer or membership in or any classification or referral for employment by the employment agency, indicating any preference, limitation, specification, or discrimination, based on race, color, religion, national origin, sex, disability or age (between forty and seventy), except that such notice or advertisement may indicate a preference, limitation, or specification based on religion, or national origin when religion, or national origin is a bona fide occupational qualification for employment.

3. If the contractor is in control of apprenticeship or other training or retraining, including on-the-job training programs, he shall not discriminate against an individual

because of his race, color, religion, national origin, sex, disability or age (between forty and seventy), in admission to, or employment in any program established to provide apprenticeship or other training.

4. The contractor will send to each labor union or representative of workers with which he has a collective bargaining agreement or other contract or understanding, a notice to be provided advising the said labor union or workers' representative of the contractor's commitments under this section, and shall post copies of the notice in conspicuous places available to employees and applicants for employment. The contractor will take such action with respect to any subcontract or purchase order as the administering agency may direct as a means of enforcing such provisions, including sanctions for non-compliance.

III. PAYMENT OF PREDETERMINED MINIMUM WAGES

1. These special provisions are supplemented elsewhere in the contract by special provisions which set forth certain predetermined minimum wage rates. The contractor shall pay not less than those rates.

2. The minimum wage determination schedule shall be posted by the contractor, in a manner prescribed by the Department of Highways, at the site of the work in prominent places where it can be easily seen by the workers.

IV. STATEMENTS AND PAYROLLS

1. All contractors and subcontractors affected by the terms of KRS 337.505 to 337.550 shall keep full and accurate payroll records covering all disbursements of wages to their employees to whom they are required to pay not less than the prevailing rate of wages. Payrolls and basic records relating thereto will be maintained during the course of the work and preserved for a period of one (1) year from the date of completion of this contract.

2. The payroll records shall contain the name, address and social security number of each employee, his correct classification, rate of pay, daily and weekly number of hours worked, itemized deductions made and actual wages paid.

3. The contractor shall make his daily records available at the project site for inspection by the State Department of Highways contracting office or his authorized representative.

Periodic investigations shall be conducted as required to assure compliance with the labor provisions of the contract. Interrogation of employees and officials of the contractor shall be permitted during working hours.

Aggrieved workers, Highway Managers, Assistant District Engineers, Resident Engineers and Project Engineers shall report all complaints and violations to the Division of Contract Procurement.

The contractor shall be notified in writing of apparent violations. The contractor may correct the reported violations and notify the Department of Highways of the action taken or may request an informal hearing. The request for hearing shall be in writing within ten (10) days after receipt of the notice of the reported violation. The contractor may submit

records and information which will aid in determining the true facts relating to the reported violations.

Any person or organization aggrieved by the action taken or the findings established as a result of an informal hearing by the Division of Contract Procurement may request a formal hearing.

4. The wages of labor shall be paid in legal tender of the United States, except that this condition will be considered satisfied if payment is made by a negotiable check, on a solvent bank, which may be cashed readily by the employee in the local community for the full amount, without discount or collection charges of any kind. Where checks are used for payments, the contractor shall make all necessary arrangements for them to be cashed and shall give information regarding such arrangements.

5. No fee of any kind shall be asked or accepted by the contractor or any of his agents from any person as a condition of employment on the project.

6. No laborers shall be charged for any tools used in performing their respective duties except for reasonably avoidable loss or damage thereto.

7. Every employee on the work covered by this contract shall be permitted to lodge, board, and trade where and with whom he elects and neither the contractor nor his agents, nor his employees shall directly or indirectly require as a condition of employment that an employee shall lodge, board or trade at a particular place or with a particular person.

8. Every employee on the project covered by this contract shall be an employee of either the prime contractor or an approved subcontractor.

9. No charge shall be made for any transportation furnished by the contractor or his agents to any person employed on the work.

10. No individual shall be employed as a laborer or mechanic on this contract except on a wage basis, but this shall not be construed to prohibit the rental of teams, trucks or other equipment from individuals.

No Covered employee may be employed on the work except in accordance with the classification set forth in the schedule mentioned above; provided, however, that in the event additional classifications are required, application shall be made by the contractor to the Department of Highways and (1) the Department shall request appropriate classifications and rates from the proper agency, or (2) if there is urgent need for additional classification to avoid undue delay in the work, the contractor may employ such workmen at rates deemed comparable to rates established for similar classifications provided he has made written application through the Department of Highways, addressed to the proper agency, for the supplemental rates. The contractor shall retroactively adjust, upon receipt of the supplemental rates schedule, the wages of any employee paid less than the established rate and may adjust the wages of any employee overpaid.

11. No contractor or subcontractor contracting for any part of the contract work which may require or involve the employment of laborers or mechanics shall require or permit any laborer or mechanic in any work-week in which he is employed on such work, to work in excess of eight hours in any calendar day or in excess of forty hours in such work-week unless such laborer or mechanic receives compensation at a rate not less than one and one half times his basic rate of pay for all hours worked in excess of eight hours in any calendar day or in excess of forty hours in such work-week. A laborer, workman or mechanic and an employer may enter into a written agreement or a collective bargaining agreement to work more than eight (8) hours a calendar day but not more than ten (10) hours a calendar day for the straight time hourly rate. This agreement shall be in writing and shall be executed prior to the employee working in excess of eight (8) hours, but not more than ten (10) hours, in any one (1) calendar day.

12. Payments to the contractor may be suspended or withheld due to failure of the contractor to pay any laborer or

mechanic employed or working on the site of the work, all or part of the wages required under the terms of the contract. The Department may suspend or withhold payments only after the contractor has been given written notice of the alleged violation and the contractor has failed to comply with the wage determination of the Department of Highways.

13. Contractors and subcontractors shall comply with the sections of Kentucky Revised Statutes, Chapter 337 relating to contracts for Public Works.

Revised 2-16-95

EXECUTIVE BRANCH CODE OF ETHICS

In the 1992 regular legislative session, the General Assembly passed and Governor Brereton Jones signed Senate Bill 63 (codified as KRS 11A), the Executive Branch Code of Ethics, which states, in part:

KRS 11A.040 (6) provides:

No present or former public servant shall, within six (6) months of following termination of his office or employment, accept employment, compensation or other economic benefit from any person or business that contracts or does business with the state in matters in which he was directly involved during his tenure. This provision shall not prohibit an individual from returning to the same business, firm, occupation, or profession in which he was involved prior to taking office or beginning his term of employment, provided that, for a period of six (6) months, he personally refrains from working on any matter in which he was directly involved in state government. This subsection shall not prohibit the performance of ministerial functions, including, but not limited to, filing tax returns, filing applications for permits or licenses, or filing incorporation papers.

KRS 11A.040 (8) states:

A former public servant shall not represent a person in a matter before a state agency in which the former public servant was directly involved, for a period of one (1) year after the latter of:

- a) The date of leaving office or termination of employment; or
- b) The date the term of office expires to which the public servant was elected.

This law is intended to promote public confidence in the integrity of state government and to declare as public policy the idea that state employees should view their work as a public trust and not as a way to obtain private benefits.

If you have worked for the executive branch of state government within the past six months, you may be subject to the law's prohibitions. The law's applicability may be different if you hold elected office or are contemplating representation of another before a state agency.

Also, if you are affiliated with a firm which does business with the state and which employs former state executive-branch employees, you should be aware that the law may apply to them.

In case of doubt, the law permits you to request an advisory opinion from the Executive Branch Ethics Commission, Room 136, Capitol Building, 700 Capitol Avenue, Frankfort, Kentucky 40601; telephone (502) 564-7954.

Kentucky Equal Employment Opportunity Act of 1978

The requirements of the Kentucky Equal Employment Opportunity Act of 1978 (KRS 45.560-45.640) shall apply to this Contract. The apparent low Bidder will be required to submit EEO forms to the Division of Construction Procurement, which will then forward to the Finance and Administration Cabinet for review and approval. No award will become effective until all forms are submitted and EEO/CC has certified compliance. The required EEO forms are as follows:

- EEO-1: Employer Information Report
- Affidavit of Intent to Comply
- Employee Data Sheet
- Subcontractor Report

These forms are available on the Finance and Administration's web page under ***Vendor Information, Standard Attachments and General Terms*** at the following address:
<https://www.eProcurement.ky.gov>.

Bidders currently certified as being in compliance by the Finance and Administration Cabinet may submit a copy of their approval letter in lieu of the referenced EEO forms.

For questions or assistance please contact the Finance and Administration Cabinet by email at **finance.contractcompliance@ky.gov** or by phone at 502-564-2874.

General Decision Number: KY150100 06/19/2015 KY100

Superseded General Decision Number: KY20140100

State: Kentucky

Construction Type: Highway

Counties: Anderson, Bath, Bourbon, Boyd, Boyle, Bracken, Breckinridge, Bullitt, Carroll, Carter, Clark, Elliott, Fayette, Fleming, Franklin, Gallatin, Grant, Grayson, Greenup, Hardin, Harrison, Henry, Jefferson, Jessamine, Larue, Lewis, Madison, Marion, Mason, Meade, Mercer, Montgomery, Nelson, Nicholas, Oldham, Owen, Robertson, Rowan, Scott, Shelby, Spencer, Trimble, Washington and Woodford Counties in Kentucky.

HIGHWAY CONSTRUCTION PROJECTS (excluding tunnels, building structures in rest area projects & railroad construction; bascule, suspension & spandrel arch bridges designed for commercial navigation, bridges involving marine construction; and other major bridges).

Note: Executive Order (EO) 13658 establishes an hourly minimum wage of \$10.10 for 2015 that applies to all contracts subject to the Davis-Bacon Act for which the solicitation is issued on or after January 1, 2015. If this contract is covered by the EO, the contractor must pay all workers in any classification listed on this wage determination at least \$10.10 (or the applicable wage rate listed on this wage determination, if it is higher) for all hours spent performing on the contract. The EO minimum wage rate will be adjusted annually. Additional information on contractor requirements and worker protections under the EO is available at www.dol.gov/whd/govcontracts.

| Modification Number | Publication Date |
|---------------------|------------------|
| 0 | 01/02/2015 |
| 1 | 01/23/2015 |
| 2 | 01/30/2015 |
| 3 | 02/20/2015 |
| 4 | 05/01/2015 |
| 5 | 05/22/2015 |
| 6 | 06/05/2015 |
| 7 | 06/12/2015 |
| 8 | 06/19/2015 |

BRIN0004-003 06/01/2011

BRECKENRIDGE COUNTY

| | Rates | Fringes |
|-----------------|----------|---------|
| BRICKLAYER..... | \$ 24.11 | 10.07 |

BRKY0001-005 06/01/2014

BULLITT, CARROLL, GRAYSON, HARDIN, HENRY, JEFFERSON, LARUE, MARION, MEADE, NELSON, OLDHAM, SHELBY, SPENCER, & TRIMBLE

COUNTIES:

| | Rates | Fringes |
|-------------------------|----------|---------|
| BRICKLAYER..... | \$ 25.37 | 10.50 |
| ----- | | |
| BRKY0002-006 06/01/2011 | | |

BRACKEN, GALLATIN, GRANT, MASON & ROBERTSON COUNTIES:

| | Rates | Fringes |
|-------------------------|----------|---------|
| BRICKLAYER..... | \$ 26.57 | 10.26 |
| ----- | | |
| BRKY0007-004 06/01/2014 | | |

BOYD, CARTER, ELLIOT, FLEMING, GREENUP, LEWIS & ROWAN COUNTIES:

| | Rates | Fringes |
|-------------------------|----------|---------|
| BRICKLAYER..... | \$ 30.57 | 17.94 |
| ----- | | |
| BRKY0017-004 06/01/2009 | | |

ANDERSON, BATH, BOURBON, BOYLE, CLARK, FAYETTE, FRANKLIN,
HARRISON, JESSAMINE, MADISON, MERCER, MONTGOMERY, NICHOLAS,
OWEN, SCOTT, WASHINGTON & WOODFORD COUNTIES:

| | Rates | Fringes |
|-------------------------|----------|---------|
| BRICKLAYER..... | \$ 24.11 | 9.97 |
| ----- | | |
| CARP0064-001 05/01/2015 | | |

| | Rates | Fringes |
|--------------------|----------|---------|
| CARPENTER..... | \$ 27.50 | 16.06 |
| Diver..... | \$ 41.63 | 16.06 |
| PILEDRIVERMAN..... | \$ 27.75 | 16.06 |
| ----- | | |

* ELEC0212-008 06/01/2015

BRACKEN, GALLATIN and GRANT COUNTIES

| | Rates | Fringes |
|-------------------------|----------|---------|
| ELECTRICIAN..... | \$ 27.03 | 17.02 |
| ----- | | |
| ELEC0212-014 12/01/2014 | | |

BRACKEN, GALLATIN & GRANT COUNTIES:

| | Rates | Fringes |
|------------------------------------------|----------|---------|
| Sound & Communication Technician..... | \$ 22.75 | 10.08 |
| ----- | | |
| ELEC0317-012 05/28/2014 | | |

BOYD, CARTER, ELLIOT & ROWAN COUNTIES:

| | Rates | Fringes |
|--------------------|----------|---------|
| ELECTRICIAN | | |
| Cable Splicer..... | \$ 32.68 | 18.13 |
| Electrician..... | \$ 32.62 | 21.45 |

ELEC0369-007 05/28/2014

ANDERSON, BATH, BOURBON, BOYLE, BRECKINRIDGE, BULLITT, CARROLL,
CLARK, FAYETTE, FRAONKLIN, GRAYSON, HARDIN, HARRISON, HENRY,
JEFFERSON, JESSAMINE, LARUE, MADISON, MARION, MEADE, MERCER,
MONTGOMERY, NELSON, NICHOLAS, OLDHAM, OWEN, ROBERTSON, SCOTT,
SHELBY, SPENCER, TRIMBLE, WASHINGTON, & WOODFORD COUNTIES:

| | Rates | Fringes |
|------------------|----------|---------|
| ELECTRICIAN..... | \$ 29.88 | 14.78 |

ELEC0575-002 06/02/2014

FLEMING, GREENUP, LEWIS & MASON COUNTIES:

| | Rates | Fringes |
|------------------|----------|---------|
| ELECTRICIAN..... | \$ 31.70 | 14.21 |

ENGI0181-018 07/01/2014

| | Rates | Fringes |
|--------------------------|----------|---------|
| POWER EQUIPMENT OPERATOR | | |
| GROUP 1..... | \$ 28.85 | 14.15 |
| GROUP 2..... | \$ 26.24 | 14.15 |
| GROUP 3..... | \$ 26.65 | 14.15 |
| GROUP 4..... | \$ 25.95 | 14.15 |

OPERATING ENGINEER CLASSIFICATIONS

GROUP 1 - A-Frame Winch Truck; Auto Patrol; Backfiller;
Batcher Plant; Bituminous Paver; Bituminous Transfer
Machine; Boom Cat; Bulldozer; Mechanic; Cableway; Carry-All
Scoop; Carry Deck Crane; Central Compressor Plant; Cherry
Picker; Clamshell; Concrete Mixer (21 cu. ft. or Over);
Concrete Paver; Truck-Mounted Concrete Pump; Core Drill;
Crane; Crusher Plant; Derrick; Derrick Boat; Ditching &
Trenching Machine; Dragline; Dredge Operator; Dredge
Engineer; Elevating Grader & Loaders; Grade-All; Gurries;
Heavy Equipment Robotics Operator/Mechanic; High Lift;
Hoe-Type Machine; Hoist (Two or More Drums); Hoisting
Engine (Two or More Drums); Horizontal Directional Drill
Operator; Hydrocrane; Hyster; KeCal Loader; LeTourneau;
Locomotive; Mechanic; Mechanically Operated Laser Screed;
Mechanic Welder; Mucking Machine; Motor Scraper; Orangepeel
Bucket; Overhead Crane; Piledriver; Power Blade; Pumpcrete;
Push Dozer; Rock Spreader, attached to equipment; Rotary
Drill; Roller (Bituminous); Rough Terrain Crane; Scarifier;

Scoopmobile; Shovel; Side Boom; Subgrader; Tailboom; Telescoping Type Forklift; Tow or Push Boat; Tower Crane (French, German & other types); Tractor Shovel; Truck Crane; Tunnel Mining Machines, including Moles, Shields or similar types of Tunnel Mining Equipment

GROUP 2 - Air Compressor (Over 900 cu. ft. per min.); Bituminous Mixer; Boom Type Tamping Machine; Bull Float; Concrete Mixer (Under 21 cu. ft.); Dredge Engineer; Electric Vibrator; Compactor/Self-Propelled Compactor; Elevator (One Drum or Buck Hoist); Elevator (When used to Hoist Building Material); Finish Machine; Firemen & Hoist (One Drum); Flexplane; Forklift (Regardless of Lift Height); Form Grader; Joint Sealing Machine; Outboard Motor Boat; Power Sweeper (Riding Type); Roller (Rock); Ross Carrier; Skid Mounted or Trailer Mounted Concrete Pump; Skid Steer Machine with all Attachments; Switchman or Brakeman; Throttle Valve Person; Tractair & Road Widening Trencher; Tractor (50 H.P. or Over); Truck Crane Oiler; Tugger; Welding Machine; Well Points; & Whirley Oiler

GROUP 3 - All Off Road Material Handling Equipment, including Articulating Dump Trucks; Greaser on Grease Facilities servicing Heavy Equipment

GROUP 4 - Bituminous Distributor; Burlap & Curing Machine; Cement Gun; Concrete Saw; Conveyor; Deckhand Oiler; Grout Pump; Hydraulic Post Driver; Hydro Seeder; Mud Jack; Oiler; Paving Joint Machine; Power Form Handling Equipment; Pump; Roller (Earth); Steerman; Tamping Machine; Tractor (Under 50 H.P.); & Vibrator

CRANES - with booms 150 ft. & Over (Including JIB), and where the length of the boom in combination with the length of the piling leads equals or exceeds 150 ft. - \$1.00 over Group 1 rate

EMPLOYEES ASSIGNED TO WORK BELOW GROUND LEVEL ARE TO BE PAID 10%

ABOVE BASIC WAGE RATE. THIS DOES NOT APPLY TO OPEN CUT WORK.

IRON0044-009 06/01/2015

BRACKEN, GALLATIN, GRANT, HARRISON, ROBERTSON,
BOURBON (Northern third, including Townships of Jackson, Millersburg, Ruddel Mills & Shawhan);
CARROLL (Eastern third, including the Township of Ghent);
FLEMING (Western part, excluding Townships of Beechburg, Colfax, Elizaville, Flemingsburg, Flemingsburg Junction, Foxport, Grange City, Hillsboro, Hilltop, Mount Carmel, Muses Mills, Nepton, Pecksridge, Plummers Landing, Plummers Mill, Poplar Plains, Ringos Mills, Tilton & Wallingford);
MASON (Western two-thirds, including Townships of Dover, Lewisburg, Mays Lick, Maysville, Minerva, Moranburg, Murphysville, Ripley, Sardis, Shannon, South Ripley & Washington);
NICHOLAS (Townships of Barefoot, Barterville, Carlisle, Ellisville, Headquarters, Henryville, Morningglory, Myers & Oakland Mills);

OWEN (Townships of Beechwood, Bromley, Fairbanks, Holbrook, Jonesville, Long Ridge, Lusby's Mill, New, New Columbus, New Liberty, Owenton, Poplar Grove, Rockdale, Sanders, Teresita & Wheatley);

SCOTT (Northern two-thirds, including Townships of Biddle, Davis, Delaplain, Elmville, Longlick, Muddy Ford, Oxford, Rogers Gap, Sadieville, Skinnersburg & Stonewall)

| | Rates | Fringes |
|--------------------|----------|---------|
| IRONWORKER | | |
| Fence Erector..... | \$ 23.76 | 19.15 |
| Structural..... | \$ 26.40 | 19.15 |

* IRON0070-006 06/01/2015

ANDERSON, BOYLE, BRECKINRIDGE, BULLITT, FAYETTE, FRANKLIN, GRAYSON, HARDIN, HENRY, JEFFERSON, JESSAMINE, LARUE, MADISON, MARION, MEADE, MERCER, NELSON, OLDHAM, SHELBY, SPENCER, TRIMBLE, WASHINGTON & WOODFORD
BOURBON (Southern two-thirds, including Townships of Austerlity, Centerville, Clintonville, Elizabeth, Hutchison, Littlerock, North Middletown & Paris);
CARROLL (Western two-thirds, including Townships of Carrollton, Easterday, English, Locust, Louis, Prestonville & Worthville);
CLARK (Western two-thirds, including Townships of Becknerville, Flanagan, Ford, Pine Grove, Winchester & Wyandotte);
OWEN (Eastern eighth, including Townships of Glenmary, Gratz, Monterey, Perry Park & Tacketts Mill);
SCOTT (Southern third, including Townships of Georgetown, Great Crossing, Newtown, Stampling Ground & Woodlake);

| | Rates | Fringes |
|-----------------|----------|---------|
| IRONWORKER..... | \$ 27.56 | 20.30 |

IRON0372-006 07/01/2014

BRACKEN, GALLATIN, GRANT, HARRISON and ROBERTSON
BOURBON (Northern third, including Townships of Jackson, Millersburg, Ruddel Mills & Shawhan);
CARROLL (Eastern third, including the Township of Ghent);
FLEMING (Western part, Excluding Townships of Beechburg, Colfax, Elizaville, Flemingsburg, Flemingsburg Junction, Foxport, Grange City, Hillsboro, Hilltop, Mount Carmel, Muses Mills, Nepton, Pecksridge, Plummers Landing, Plummers Mill, Poplar Plains, Ringos Mills, Tilton & Wallingford);
MASON (Western two-thirds, including Townships of Dover, Lewisburg, Mays Lick, Maysville, Minerva, Moranburg, Murphysville, Ripley, Sardis, Shannon, South Ripley & Washington);
NICHOLAS (Townships of Barefoot, Barterville, Carlisle, Ellisville, Headquarters, Henryville, Morningglory, Myers & Oakland Mills);
OWEN (Townships of Beechwood, Bromley, Fairbanks, Holbrook, Jonesville, Long Ridge, Lusby's Mill, New, New Columbus, New Liberty, Owenton, Poplar Grove, Rockdale, Sanders, Teresita &

Wheatley);

SCOTT (Northern two-thirds, including Townships of Biddle, Davis, Delaplain, Elmsville, Longlick, Muddy Ford, Oxford, Rogers Gap, Sadieville, Skinnersburg & Stonewall) COUNTIES

| | Rates | Fringes |
|------------------------------|----------|---------|
| IRONWORKER, REINFORCING..... | \$ 26.25 | 18.45 |

IRON0769-007 06/01/2015

BATH, BOYD, CARTER, ELLIOTT, GREENUP, LEWIS, MONTGOMERY & ROWAN CLARK (Eastern third, including townships of Bloomingdale, Hunt, Indian Fields, Kiddville, Loglick, Rightangele & Thomson); FLEMING (Townships of Beechburg, Colfax, Elizaville, Flemingsburg, Flemingsburg Junction, Foxport, Grange City, Hillsboro, Hilltop, Mount Carmel, Muses Mills, Nepton, Pecksville, Plummers Landing, Plummers Mill, Poplar Plains, Ringos Mills, Tilton & Wallingford); MASON (Eastern third, including Townships of Helena, Marshall, Orangeburg, Plumville & Springdale); NICHOLAS (Eastern eighth, including the Township of Moorefield Sprout)

| | Rates | Fringes |
|-------------|----------|---------|
| IRONWORKER | | |
| ZONE 1..... | \$ 31.33 | 22.39 |
| ZONE 2..... | \$ 31.73 | 22.39 |
| ZONE 3..... | \$ 33.33 | 22.39 |

ZONE 1 - Up to 10 mile radius of Union Hall, Ashland, Ky., 1643 Greenup Ave.

ZONE 2 - 10 to 50 mile radius of Union Hall, Ashland, Ky., 1643 Greenup Ave.

ZONE 3 - 50 mile radius & over of Union Hall, Ashland, Ky., 1643 Greenup Ave.

LABO0189-003 07/01/2014

BATH, BOURBON, BOYD, BOYLE, BRACKEN, CARTER, CLARK, ELLIOTT, FAYETTE, FLEMING, FRANKLIN, GALLATIN, GRANT, GREENUP, HARRISON, JESSAMINE, LEWIS, MADISON, MASON, MERCER, MONTGOMERY, NICHOLAS, OWEN, ROBERTSON, ROWAN, SCOTT, & WOOLFORD COUNTIES

| | Rates | Fringes |
|--------------|----------|---------|
| Laborers: | | |
| GROUP 1..... | \$ 21.80 | 11.96 |
| GROUP 2..... | \$ 22.05 | 11.96 |
| GROUP 3..... | \$ 22.10 | 11.96 |
| GROUP 4..... | \$ 22.70 | 11.96 |

LABORERS CLASSIFICATIONS

GROUP 1 - Aging & Curing of Concrete; Asbestos Abatement Worker; Asphalt Plant; Asphalt; Batch Truck Dump; Carpenter Tender; Cement Mason Tender; Cleaning of Machines; Concrete; Demolition; Dredging; Environmental - Nuclear, Radiation, Toxic & Hazardous Waste - Level D; Flagperson; Grade Checker; Hand Digging & Hand Back Filling; Highway Marker Placer; Landscaping, Mesh Handler & Placer; Puddler; Railroad; Rip-rap & Grouter; Right-of-Way; Sign, Guard Rail & Fence Installer; Signal Person; Sound Barrier Installer; Storm & Sanitary Sewer; Swamper; Truck Spotter & Dumper; Wrecking of Concrete Forms; General Cleanup

GROUP 2 - Batter Board Man (Sanitary & Storm Sewer); Brickmason Tender; Mortar Mixer Operator; Scaffold Builder; Burner & Welder; Bushhammer; Chain Saw Operator; Concrete Saw Operator; Deckhand Scow Man; Dry Cement Handler; Environmental - Nuclear, Radiation, Toxic & Hazardous Waste - Level C; Forklift Operator for Masonary; Form Setter; Green Concrete Cutting; Hand Operated Grouter & Grinder Machine Operator; Jackhammer; Pavement Breaker; Paving Joint Machine; Pipelayer; Plastic Pipe Fusion; Power Driven Georgia Buggy & Wheel Barrow; Power Post Hole Digger; Precast Manhole Setter; Walk-Behind Tamper; Walk-Behind Trencher; Sand Blaster; Concrete Chipper; Surface Grinder; Vibrator Operator; Wagon Driller

GROUP 3 - Asphalt Luteman & Raker; Gunnite Nozzleman; Gunnite Operator & Mixer; Grout Pump Operator; Side Rail Setter; Rail Paved Ditches; Screw Operator; Tunnel (Free Air); Water Blaster

GROUP 4 - Caisson Worker (Free Air); Cement Finisher; Environmental - Nuclear, Radiation, Toxic & Hazardous Waste - Levels A & B; Miner & Driller (Free Air); Tunnel Blaster; & Tunnel Mucker (Free Air); Directional & Horizontal Boring; Air Track Drillers (All Types); Powdermen & Blasters; Troxler & Concrete Tester if Laborer is Utilized

LABO0189-008 07/01/2014

ANDERSON, BULLITT, CARROLL, HARDIN, HENRY, JEFFERSON, LARUE, MARION, MEADE, NELSON, OLDHAM, SHELBY, SPENCER, TRIMBLE & WASHINGTON COUNTIES

| | Rates | Fringes |
|--------------|----------|---------|
| Laborers: | | |
| GROUP 1..... | \$ 22.71 | 11.05 |
| GROUP 2..... | \$ 22.96 | 11.05 |
| GROUP 3..... | \$ 23.01 | 11.05 |
| GROUP 4..... | \$ 23.61 | 11.05 |

LABORERS CLASSIFICATIONS

GROUP 1 - Aging & Curing of Concrete; Asbestos Abatement Worker; Asphalt Plant; Asphalt; Batch Truck Dump; Carpenter Tender; Cement Mason Tender; Cleaning of Machines;

Concrete; Demolition; Dredging; Environmental - Nuclear, Radiation, Toxic & Hazardous Waste - Level D; Flagperson; Grade Checker; Hand Digging & Hand Back Filling; Highway Marker Placer; Landscaping, Mesh Handler & Placer; Puddler; Railroad; Rip-rap & Grouter; Right-of-Way; Sign, Guard Rail & Fence Installer; Signal Person; Sound Barrier Installer; Storm & Sanitary Sewer; Swamper; Truck Spotter & Dumper; Wrecking of Concrete Forms; General Cleanup

GROUP 2 - Batter Board Man (Sanitary & Storm Sewer); Brickmason Tender; Mortar Mixer Operator; Scaffold Builder; Burner & Welder; Bushhammer; Chain Saw Operator; Concrete Saw Operator; Deckhand Scow Man; Dry Cement Handler; Environmental - Nuclear, Radiation, Toxic & Hazardous Waste - Level C; Forklift Operator for Masonary; Form Setter; Green Concrete Cutting; Hand Operated Grouter & Grinder Machine Operator; Jackhammer; Pavement Breaker; Paving Joint Machine; Pipelayer; Plastic Pipe Fusion; Power Driven Georgia Buggy & Wheel Barrow; Power Post Hole Digger; Precast Manhole Setter; Walk-Behind Tamper; Walk-Behind Trencher; Sand Blaster; Concrete Chipper; Surface Grinder; Vibrator Operator; Wagon Driller

GROUP 3 - Asphalt Luteman & Raker; Gunnite Nozzleman; Gunnite Operator & Mixer; Grout Pump Operator; Side Rail Setter; Rail Paved Ditches; Screw Operator; Tunnel (Free Air); Water Blaster

GROUP 4 - Caisson Worker (Free Air); Cement Finisher; Environmental - Nuclear, Radiation, Toxic & Hazardous Waste - Levels A & B; Miner & Driller (Free Air); Tunnel Blaster; & Tunnel Mucker (Free Air); Directional & Horizontal Boring; Air Track Drillers (All Types); Powdermen & Blasters; Troxler & Concrete Tester if Laborer is Utilized

LABO0189-009 07/01/2014

BRECKINRIDGE & GRAYSON COUNTIES

| | Rates | Fringes |
|--------------|----------|---------|
| Laborers: | | |
| GROUP 1..... | \$ 22.66 | 11.10 |
| GROUP 2..... | \$ 22.91 | 11.10 |
| GROUP 3..... | \$ 22.96 | 11.10 |
| GROUP 4..... | \$ 23.56 | 11.10 |

LABORERS CLASSIFICATIONS

GROUP 1 - Aging & Curing of Concrete; Asbestos Abatement Worker; Asphalt Plant; Asphalt; Batch Truck Dump; Carpenter Tender; Cement Mason Tender; Cleaning of Machines; Concrete; Demolition; Dredging; Environmental - Nuclear, Radiation, Toxic & Hazardous Waste - Level D; Flagperson; Grade Checker; Hand Digging & Hand Back Filling; Highway Marker Placer; Landscaping, Mesh Handler & Placer; Puddler; Railroad; Rip-rap & Grouter; Right-of-Way; Sign, Guard Rail & Fence Installer; Signal Person; Sound Barrier Installer; Storm & Sanitary Sewer; Swamper; Truck Spotter & Dumper;

Wrecking of Concrete Forms; General Cleanup

GROUP 2 - Batter Board Man (Sanitary & Storm Sewer);
Brickmason Tender; Mortar Mixer Operator; Scaffold Builder;
Burner & Welder; Bushhammer; Chain Saw Operator; Concrete
Saw Operator; Deckhand Scow Man; Dry Cement Handler;
Environmental - Nuclear, Radiation, Toxic & Hazardous Waste
- Level C; Forklift Operator for Masonary; Form Setter;
Green Concrete Cutting; Hand Operated Grouter & Grinder
Machine Operator; Jackhammer; Pavement Breaker; Paving
Joint Machine; Pipelayer; Plastic Pipe Fusion; Power Driven
Georgia Buggy & Wheel Barrow; Power Post Hole Digger;
Precast Manhole Setter; Walk-Behind Tamper; Walk-Behind
Trencher; Sand Blaster; Concrete Chipper; Surface Grinder;
Vibrator Operator; Wagon Driller

GROUP 3 - Asphalt Luteman & Raker; Gunnite Nozzleman;
Gunnite Operator & Mixer; Grout Pump Operator; Side Rail
Setter; Rail Paved Ditches; Screw Operator; Tunnel (Free
Air); Water Blaster

GROUP 4 - Caisson Worker (Free Air); Cement Finisher;
Environmental - Nuclear, Radiation, Toxic & Hazardous Waste
- Levels A & B; Miner & Driller (Free Air); Tunnel Blaster;
& Tunnel Mucker (Free Air); Directional & Horizontal
Boring; Air Track Drillers (All Types); Powdermen &
Blasters; Troxler & Concrete Tester if Laborer is Utilized

PAIN0012-005 06/11/2005

BATH, BOURBON, BOYLE, CLARK, FAYETTE, FLEMING, FRANKLIN,
HARRISON, JESSAMINE, MADISON, MERCER, MONTGOMERY, NICHOLAS,
ROBERTSON, SCOTT & WOODFORD COUNTIES:

| | Rates | Fringes |
|------------------------------------------------------------------------|-------|---------|
| PAINTER | | |
| Bridge/Equipment Tender and/or Containment Builder..\$ | 18.90 | 5.90 |
| Brush & Roller.....\$ | 21.30 | 5.90 |
| Elevated Tanks; Steeplejack Work; Bridge & Lead Abatement.....\$ | 22.30 | 5.90 |
| Sandblasting & Waterblasting.....\$ | 22.05 | 5.90 |
| Spray.....\$ | 21.80 | 5.90 |

PAIN0012-017 05/01/2015

BRACKEN, GALLATIN, GRANT, MASON & OWEN COUNTIES:

| | Rates | Fringes |
|------------------------------------------------------------------------------|-------|---------|
| PAINTER (Heavy & Highway Bridges - Guardrails - Lightpoles - Striping) | | |
| Bridge Equipment Tender and Containment Builder.....\$ | 20.73 | 9.06 |

| | | |
|----------------------------------------------------------------------|----------|------|
| Brush & Roller..... | \$ 23.39 | 9.06 |
| Elevated Tanks; Steeplejack Work; Bridge & Lead Abatement..... | \$ 24.39 | 9.06 |
| Sandblasting & Water Blasting..... | \$ 24.14 | 9.06 |
| Spray..... | \$ 23.89 | 9.06 |

PAIN0118-004 06/01/2014

ANDERSON, BRECKINRIDGE, BULLITT, CARROLL, GRAYSON, HARDIN,
HENRY, JEFFERSON, LARUE, MARION, MEADE, NELSON, OLDHAM, SHELBY,
SPENCER, TRIMBLE & WASHINGTON COUNTIES:

| | Rates | Fringes |
|-----------------------------------------------------------------------|----------|---------|
| PAINTER | | |
| Brush & Roller..... | \$ 18.50 | 11.97 |
| Spray, Sandblast, Power Tools, Waterblast & Steam Cleaning..... | \$ 19.50 | 11.97 |

PAIN1072-003 12/01/2014

BOYD, CARTER, ELLIOTT, GREENUP, LEWIS and ROWAN COUNTIES

| | Rates | Fringes |
|-------------------------------------------------------------------------|----------|---------|
| Painters: | | |
| Bridges; Locks; Dams; Tension Towers & Energized Substations..... | \$ 31.83 | 15.30 |
| Power Generating Facilities. | \$ 28.59 | 15.30 |

PLUM0248-003 06/01/2014

BOYD, CARTER, ELLIOTT, GREENUP, LEWIS & ROWAN COUNTIES:

| | Rates | Fringes |
|------------------------------|----------|---------|
| Plumber and Steamfitter..... | \$ 33.00 | 18.95 |

PLUM0392-007 06/01/2014

BRACKEN, CARROLL (Eastern Half), GALLATIN, GRANT, MASON, OWEN &
ROBERTSON COUNTIES:

| | Rates | Fringes |
|-------------------------------|----------|---------|
| Plumbers and Pipefitters..... | \$ 29.80 | 17.79 |

PLUM0502-003 08/01/2013

BRECKINRIDGE, BULLITT, CARROLL (Western Half), FRANKLIN
(Western three-fourths), GRAYSON, HARDIN, HENRY, JEFFERSON,
LARUE, MARION, MEADE, NELSON, OLDHAM, SHELBY, SPENCER, TRIMBLE &
WASHINGTON COUNTIES

| | Rates | Fringes |
|-------------------------|----------|---------|
| PLUMBER..... | \$ 32.00 | 17.17 |
| ----- | | |
| SUKY2010-160 10/08/2001 | | |

| | Rates | Fringes |
|----------------|----------|---------|
| Truck drivers: | | |
| GROUP 1..... | \$ 16.57 | 7.34 |
| GROUP 2..... | \$ 16.68 | 7.34 |
| GROUP 3..... | \$ 16.86 | 7.34 |
| GROUP 4..... | \$ 16.96 | 7.34 |

TRUCK DRIVER CLASSIFICATIONS

GROUP 1 - Mobile Batch Truck Tender

GROUP 2 - Greaser; Tire Changer; & Mechanic Tender

GROUP 3 - Single Axle Dump; Flatbed; Semi-trailer or Pole Trailer when used to pull building materials and equipment; Tandem Axle Dump; Distributor; Mixer; & Truck Mechanic

GROUP 4 - Euclid & Other Heavy Earthmoving Equipment & Lowboy; Articulator Cat; 5-Axle Vehicle; Winch & A-Frame when used in transporting materials; Ross Carrier; Forklift when used to transport building materials; & Pavement Breaker

WELDERS - Receive rate prescribed for craft performing operation to which welding is incidental.
=====

Unlisted classifications needed for work not included within the scope of the classifications listed may be added after award only as provided in the labor standards contract clauses (29CFR 5.5 (a) (1) (ii)).

The body of each wage determination lists the classification and wage rates that have been found to be prevailing for the cited type(s) of construction in the area covered by the wage determination. The classifications are listed in alphabetical order of "identifiers" that indicate whether the particular rate is a union rate (current union negotiated rate for local), a survey rate (weighted average rate) or a union average rate (weighted union average rate).

Union Rate Identifiers

A four letter classification abbreviation identifier enclosed

in dotted lines beginning with characters other than "SU" or "UAVG" denotes that the union classification and rate were prevailing for that classification in the survey. Example: PLUM0198-005 07/01/2014. PLUM is an abbreviation identifier of the union which prevailed in the survey for this classification, which in this example would be Plumbers. 0198 indicates the local union number or district council number where applicable, i.e., Plumbers Local 0198. The next number, 005 in the example, is an internal number used in processing the wage determination. 07/01/2014 is the effective date of the most current negotiated rate, which in this example is July 1, 2014.

Union prevailing wage rates are updated to reflect all rate changes in the collective bargaining agreement (CBA) governing this classification and rate.

Survey Rate Identifiers

Classifications listed under the "SU" identifier indicate that no one rate prevailed for this classification in the survey and the published rate is derived by computing a weighted average rate based on all the rates reported in the survey for that classification. As this weighted average rate includes all rates reported in the survey, it may include both union and non-union rates. Example: SULA2012-007 5/13/2014. SU indicates the rates are survey rates based on a weighted average calculation of rates and are not majority rates. LA indicates the State of Louisiana. 2012 is the year of survey on which these classifications and rates are based. The next number, 007 in the example, is an internal number used in producing the wage determination. 5/13/2014 indicates the survey completion date for the classifications and rates under that identifier.

Survey wage rates are not updated and remain in effect until a new survey is conducted.

Union Average Rate Identifiers

Classification(s) listed under the UAVG identifier indicate that no single majority rate prevailed for those classifications; however, 100% of the data reported for the classifications was union data. EXAMPLE: UAVG-OH-0010 08/29/2014. UAVG indicates that the rate is a weighted union average rate. OH indicates the state. The next number, 0010 in the example, is an internal number used in producing the wage determination. 08/29/2014 indicates the survey completion date for the classifications and rates under that identifier.

A UAVG rate will be updated once a year, usually in January of each year, to reflect a weighted average of the current negotiated/CBA rate of the union locals from which the rate is based.

WAGE DETERMINATION APPEALS PROCESS

1.) Has there been an initial decision in the matter? This can be:

- * an existing published wage determination
- * a survey underlying a wage determination
- * a Wage and Hour Division letter setting forth a position on a wage determination matter
- * a conformance (additional classification and rate) ruling

On survey related matters, initial contact, including requests for summaries of surveys, should be with the Wage and Hour Regional Office for the area in which the survey was conducted because those Regional Offices have responsibility for the Davis-Bacon survey program. If the response from this initial contact is not satisfactory, then the process described in 2.) and 3.) should be followed.

With regard to any other matter not yet ripe for the formal process described here, initial contact should be with the Branch of Construction Wage Determinations. Write to:

Branch of Construction Wage Determinations
 Wage and Hour Division
 U.S. Department of Labor
 200 Constitution Avenue, N.W.
 Washington, DC 20210

2.) If the answer to the question in 1.) is yes, then an interested party (those affected by the action) can request review and reconsideration from the Wage and Hour Administrator (See 29 CFR Part 1.8 and 29 CFR Part 7). Write to:

Wage and Hour Administrator
 U.S. Department of Labor
 200 Constitution Avenue, N.W.
 Washington, DC 20210

The request should be accompanied by a full statement of the interested party's position and by any information (wage payment data, project description, area practice material, etc.) that the requestor considers relevant to the issue.

3.) If the decision of the Administrator is not favorable, an interested party may appeal directly to the Administrative Review Board (formerly the Wage Appeals Board). Write to:

Administrative Review Board
 U.S. Department of Labor
 200 Constitution Avenue, N.W.
 Washington, DC 20210

4.) All decisions by the Administrative Review Board are final.

=====

END OF GENERAL DECISION

Fringe benefit amounts are applicable for all hours worked except when otherwise noted.

These rates are listed pursuant to the Kentucky Determination No. CR-14-III- HWY dated July 14, 2014.

No laborer, workman or mechanic shall be paid at a rate less than that of a Journeyman except those classified as bona fide apprentices.

Apprentices or trainees shall be permitted to work as such subject to Administrative Regulations adopted by the Commissioner of Workplace Standards. Copies of these regulations will be furnished upon request from any interested person.

Before using apprentices on the job the contractor shall present to the Contracting Officer written evidence of registration of such employees in a program of a State apprenticeship and training agency approved and recognized by the U. S. Bureau of Apprenticeship and Training. In the absence of such a State agency, the contractor shall submit evidence of approval and registration by the U. S. Bureau of Apprenticeship and Training.

The contractor shall submit to the Contracting Officer, written evidence of the established apprenticeship-journeyman ratios and wage rates in the project area, which will be the basis for establishing such ratios and rates for the project under the applicable contract provisions.

TO: EMPLOYERS/EMPLOYEES

PREVAILING WAGE SCHEDULE:

The wages indicated on this wage schedule are the least permitted to be paid for the occupations indicated. When an employee works in more than one classification, the employer must record the number of hours worked in each classification at the prescribed hourly base rate.

OVERTIME:

Overtime is to be paid after an employee works eight (8) hours a day or forty (40) hours a week, whichever gives the employee the greater wages. At least time and one-half the base rate is required for all overtime. A laborer, workman or mechanic and an employer may enter into a written agreement or a collective bargaining agreement to work more than eight (8) hours a calendar day but not more than ten (10) hours a calendar day for the straight time hourly rate. Wage violations or questions should be directed to the designated Engineer or the undersigned.

Director
Division of Construction Procurement
Frankfort, Kentucky 40622
502-564-3500

PART IV
INSURANCE

INSURANCE

The Contractor shall procure and maintain the following insurance in addition to the insurance required by law:

- 1) Commercial General Liability-Occurrence form – not less than \$2,000,000 General aggregate, \$2,000,000 Products & Completed Aggregate, \$1,000,000 Personal & Advertising, \$1,000,000 each occurrence.
- 2) Automobile Liability- \$1,000,000 per accident
- 3) Employers Liability:
 - a) \$100,000 Each Accident Bodily Injury
 - b) \$500,000 Policy limit Bodily Injury by Disease
 - c) \$100,000 Each Employee Bodily Injury by Disease
- 4) The insurance required above must be evidenced by a Certificate of Insurance and this Certificate of Insurance must contain one of the following statements:
 - a) "policy contains no deductible clauses."
 - b) "policy contains _____ (amount) deductible property damage clause but company will pay claim and collect the deductible from the insured."
- 5) KENTUCKY WORKMEN'S COMPENSATION INSURANCE. The contractor shall furnish evidence of coverage of all his employees or give evidence of self-insurance by submitting a copy of a certificate issued by the Workmen's Compensation Board.

The cost of insurance is incidental to all contract items. All subcontractors must meet the same minimum insurance requirements.

PART V
BID ITEMS

PROPOSAL BID ITEMS

152961

Page 1 of 1

Report Date 7/6/15

Section: 0001 - BRIDGES

| LINE | BID CODE | ALT | DESCRIPTION | QUANTITY | UNIT | UNIT PRIC | FP | AMOUNT |
|------|----------|-----|------------------------------------------------|----------|------|-----------|----|--------|
| 0010 | 02650 | | MAINTAIN & CONTROL TRAFFIC - 094B00003N | 1.00 | LS | | \$ | |
| 0020 | 08434 | | CLEAN & PAINT STRUCTURAL STEEL - 094B00003N | 1.00 | LS | | \$ | |

Section: 0002 - BRIDGES

| LINE | BID CODE | ALT | DESCRIPTION | QUANTITY | UNIT | UNIT PRIC | FP | AMOUNT |
|------|----------|-----|------------------------------------------------|----------|------|-----------|----|--------|
| 0030 | 02650 | | MAINTAIN & CONTROL TRAFFIC - 094B00006N | 1.00 | LS | | \$ | |
| 0040 | 02671 | | PORTABLE CHANGEABLE MESSAGE SIGN | 2.00 | EACH | | \$ | |
| 0050 | 08434 | | CLEAN & PAINT STRUCTURAL STEEL - 094B00006N | 1.00 | LS | | \$ | |
| 0060 | 08472 | | EXPANSION DAM-4 IN NEOPRENE - 094B00006N | 44.00 | LF | | \$ | |

Section: 0003 - DEMOB

| LINE | BID CODE | ALT | DESCRIPTION | QUANTITY | UNIT | UNIT PRIC | FP | AMOUNT |
|------|----------|-----|----------------|----------|------|-----------|----|--------|
| 0070 | 02568 | | MOBILIZATION | 1.00 | LS | | \$ | |
| 0080 | 02569 | | DEMOBILIZATION | 1.00 | LS | | \$ | |