



**CALL NO. 407**

**CONTRACT ID. 252316**

**FRANKLIN - SHELBY COUNTIES**

**FED/STATE PROJECT NUMBER 121GR25P077 - FD52**

**DESCRIPTION FRANKLIN AND SHELBY COUNTIES (US 127 & KY 55)**

**WORK TYPE JPC PAVEMENT REPAIRS**

**PRIMARY COMPLETION DATE 6/30/2026**

**LETTING DATE: August 21,2025**

Sealed Bids will be received electronically through the Bid Express bidding service until 10:00 AM EASTERN DAYLIGHT TIME August 21,2025. Bids will be publicly announced at 10:00 AM EASTERN DAYLIGHT TIME.

**NO PLANS ASSOCIATED WITH THIS PROJECT.**

**REQUIRED BID PROPOSAL GUARANTY:** Not less than 5% of the total bid.

**TABLE OF CONTENTS**

PART I	SCOPE OF WORK <ul style="list-style-type: none"><li>• PROJECT(S), COMPLETION DATE(S), &amp; LIQUIDATED DAMAGES</li><li>• CONTRACT NOTES</li><li>• STATE CONTRACT NOTES</li><li>• SURFACING AREAS</li><li>• DGA BASE</li><li>• LIQUIDATED DAMAGES</li><li>• WASTE AND BORROW SITES</li><li>• ELECTRONIC DELIVERY MANAGEMENT SYSTEM (E-TICKETING) AGGREGATE</li><li>• TYPICAL SECTION DIMENSIONS</li><li>• TRAFFIC CONTROL PLAN 4 LANE</li><li>• RIGHT OF WAY CERTIFICATION</li><li>• GENERAL UTILITY NOTES</li><li>• SKETCH MAP(S)</li><li>• MATERIAL SUMMARY</li><li>• SUMMARY SHEET(S)</li><li>• TYPICAL SECTION(S)</li><li>• BRIDGE DETAIL FOR PAVING PROJECT</li></ul>
PART II	SPECIFICATIONS AND STANDARD DRAWINGS <ul style="list-style-type: none"><li>• STANDARD AND SUPPLEMENTAL SPECIFICATIONS</li><li>• [SN-11J] FULL DEPTH CONCRETE PAVEMENT REPAIR</li><li>• 2020 STANDARD DRAWINGS THAT APPLY</li></ul>
PART III	EMPLOYMENT, WAGE AND RECORD REQUIREMENTS <ul style="list-style-type: none"><li>• LABOR AND WAGE REQUIREMENTS</li><li>• EXECUTIVE BRANCH CODE OF ETHICS</li><li>• KENTUCKY EQUAL EMPLOYMENT OPPORTUNITY ACT OF 1978 LOCALITY / STATE</li><li>• PROJECT WAGE RATES / STATE FUNDED</li></ul>
PART IV	BID ITEMS

# **PART I**

## **SCOPE OF WORK**

ADMINISTRATIVE DISTRICT - 05

CONTRACT ID - 252316  
121GR25P077 - FD52  
COUNTY - FRANKLIN  
PCN - MP03701272501  
FD52 037 0127 011-012

OWENTON ROAD (US 127) (MP 11.288) BEGIN 0.246 MILES NORTH OF COVE SPRING ROAD EXTENDING NORTH TO 100 FEET NORTH OF KY 1900 (MP 11.742), A DISTANCE OF 0.45 MILES.JPC PAVEMENT REPAIRS SYP NO. 52-0070.00.  
GEOGRAPHIC COORDINATES LATITUDE 38:13:34.00 LONGITUDE 84:51:11.00  
ADT 6,940

COUNTY - SHELBY  
PCN - MP10600552501  
FD52 106 0055 007-013

FREEDOMS WAY (KY 55) (MP 7.898) BEGIN AT US 60 EXTENDING NORTH TO KY 55X (MP 12.400), A DISTANCE OF 04.50 MILES.JPC PAVEMENT REPAIRS SYP NO. 52-0071.00.  
GEOGRAPHIC COORDINATES LATITUDE 38:14:17.00 LONGITUDE 85:14:23.00  
ADT 11,085

COMPLETION DATE(S):  
COMPLETED BY 06/30/2026                      APPLIES TO ENTIRE CONTRACT

## **CONTRACT NOTES**

### **INSURANCE**

Refer to Kentucky Standard Specifications for Road and Bridge Construction, current edition.

### **PROPOSAL ADDENDA**

All addenda to this proposal must be applied when calculating bid and certified in the bid packet submitted to the Kentucky Department of Highways. Failure to use the correct and most recent addenda may result in the bid being rejected.

### **BID SUBMITTAL**

Bidder must use the Department's electronic bidding software. The Bidder must download the bid file located on the Bid Express website ([www.bidx.com](http://www.bidx.com)) to prepare a bid packet for submission to the Department. The bidder must submit electronically using Bid Express.

### **JOINT VENTURE BIDDING**

Joint venture bidding is permissible. All companies in the joint venture must be prequalified in one of the work types in the Qualifications for Bidders for the project. The bidders must get a vendor ID for the joint venture from the Division of Construction Procurement and register the joint venture as a bidder on the project. Also, the joint venture must obtain a digital ID from Bid Express to submit a bid. A joint bid bond of 5% may be submitted for both companies or each company may submit a separate bond of 5%.

### **UNDERGROUND FACILITY DAMAGE PROTECTION**

The contractor shall make every effort to protect underground facilities from damage as prescribed in the Underground Facility Damage Protection Act of 1994, Kentucky Revised Statute KRS 367.4901 to 367.4917. It is the contractor's responsibility to determine and take steps necessary to be in compliance with federal and state damage prevention directives. When prescribed in said directives, the contractor shall submit Excavation Locate Requests to the Kentucky Contact Center (KY811) via web ticket entry. The submission of this request does not relieve the contractor from the responsibility of contacting non-member facility owners, whom shall be contacted through their individual Protection Notification Center. Non-compliance with these directives can result in the enforcement of penalties.

### **REGISTRATION WITH THE SECRETARY OF STATE BY A FOREIGN ENTITY**

Pursuant to KRS 176.085(1)(b), an agency, department, office, or political subdivision of the Commonwealth of Kentucky shall not award a state contract to a person that is a foreign entity required by [KRS 14A.9-010](#) to obtain a certificate of authority to transact business in the Commonwealth ("certificate") from the Secretary of State under [KRS 14A.9-030](#) unless the person produces the certificate within fourteen (14) days of the bid or proposal opening. If the

foreign entity is not required to obtain a certificate as provided in [KRS 14A.9-010](#), the foreign entity should identify the applicable exception. Foreign entity is defined within [KRS 14A.1-070](#).

**For all foreign entities required to obtain a certificate of authority to transact business in the Commonwealth, if a copy of the certificate is not received by the contracting agency within the time frame identified above, the foreign entity's solicitation response shall be deemed non-responsive or the awarded contract shall be cancelled.**

Businesses can register with the Secretary of State at <https://secure.kentucky.gov/sos/ftbr/welcome.aspx>.

### **SPECIAL NOTE FOR PROJECT QUESTIONS DURING ADVERTISEMENT**

Questions about projects during the advertisement should be submitted in writing to the Division of Construction Procurement. This may be done by email to [kytc.projectquestions@ky.gov](mailto:kytc.projectquestions@ky.gov). The Department will attempt to answer all submitted questions. The Department reserves the right not to answer if the question is not pertinent or does not aid in clarifying the project intent.

The deadline for posting answers will be 3:00 pm Eastern Daylight Time, the day preceding the Letting. Questions may be submitted until this deadline with the understanding that the later a question is submitted, the less likely an answer will be able to be provided.

The questions and answers will be posted for each Letting under the heading "Questions & Answers" on the Construction Procurement website ([www.transportation.ky.gov/construction-procurement](http://www.transportation.ky.gov/construction-procurement)). The answers provided shall be considered part of this Special Note and, in case of a discrepancy, will govern over all other bidding documents.

### **HARDWOOD REMOVAL RESTRICTIONS**

The US Department of Agriculture has imposed a quarantine in Kentucky and several surrounding states, to prevent the spread of an invasive insect, the emerald ash borer. Hardwood cut in conjunction with the project may not be removed from the state. Chipping or burning on site is the preferred method of disposal.

### **INSTRUCTIONS FOR EXCESS MATERIAL SITES AND BORROW SITES**

Identification of excess material sites and borrow sites shall be the responsibility of the Contractor. The Contractor shall be responsible for compliance with all applicable state and federal laws and may wish to consult with the US Fish and Wildlife Service to seek protection under Section 10 of the Endangered Species Act for these activities.

### **ACCESS TO RECORDS**

The state agency certifies that it is in compliance with the provisions of KRS 45A.150, "Access to contractor's books, documents, papers, records, or other evidence directly pertinent to the contract." The Contractor, as defined in KRS 45A.030, agrees that the contracting agency, the

Finance and Administration Cabinet, the Auditor of Public Accounts, and the Legislative Research Commission, or their duly authorized representatives, shall have access to any books, documents, papers, records, or other evidence, which are directly pertinent to this agreement for the purpose of financial audit or program review. The Contractor also recognizes that any books, documents, papers, records, or other evidence, received during a financial audit or program review shall be subject to the Kentucky Open Records Act, KRS 61.870 to 61.884. Records and other prequalification information confidentially disclosed as part of the bid process shall not be deemed as directly pertinent to the agreement and shall be exempt from disclosure as provided in KRS 61.878(1)(c).

### **BOYCOTT PROVISIONS**

If applicable, the contractor represents that, pursuant to [KRS 45A.607](#), they are not currently engaged in, and will not for the duration of the contract engage in, the boycott of a person or an entity based in or doing business with a jurisdiction with which Kentucky can enjoy open trade. **Note:** The term Boycott does not include actions taken for bona fide business or economic reasons, or actions specifically required by federal or state law.

If applicable, the contractor verifies that, pursuant to KRS 41.480, they do not engage in, and will not for the duration of the contract engage in, in energy company boycotts as defined by KRS 41.472.

### **LOBBYING PROHIBITIONS**

The contractor represents that they, and any subcontractor performing work under the contract, have not violated the agency restrictions contained in [KRS 11A.236](#) during the previous ten (10) years, and pledges to abide by the restrictions set forth in such statute for the duration of the contract awarded.

The contractor further represents that, pursuant to [KRS 45A.328](#), they have not procured an original, subsequent, or similar contract while employing an executive agency lobbyist who was convicted of a crime related to the original, subsequent, or similar contract within five (5) years of the conviction of the lobbyist.

Revised: 1/1/2025

## 1.0 BUY AMERICA REQUIREMENT.

Follow the “Buy America” provisions as required by 23 U.S.C. § 313 and 23 C.F.R. § 635.410. Except as expressly provided herein all manufacturing processes of steel or iron materials including but not limited to structural steel, guardrail materials, corrugated steel, culvert pipe, structural plate, prestressing strands, and steel reinforcing bars shall occur in the United States of America, including the application of:

- Coating,
- Galvanizing,
- Painting, and
- Other coating that protects or enhances the value of steel or iron products.

The following are exempt, unless processed or refined to include substantial amounts of steel or iron material, and may be used regardless of source in the domestic manufacturing process for steel or iron material:

- Pig iron,
- Processed, pelletized, and reduced iron ore material, or
- Processed alloys.

The Contractor shall submit a certification stating that all manufacturing processes involved with the production of steel or iron materials occurred in the United States.

Produce, mill, fabricate, and manufacture in the United States of America all aluminum components of bridges, tunnels, and large sign support systems, for which either shop fabrication, shop inspection, or certified mill test reports are required as the basis of acceptance by the Department.

Use foreign materials only under the following conditions:

- 1) When the materials are not permanently incorporated into the project; or
- 2) When the delivered cost of such materials used does not exceed 0.1 percent of the total Contract amount or \$2,500.00, whichever is greater.

The Contractor shall submit to the Engineer the origin and value of any foreign material used.

## 2.0 – BUILD AMERICA, BUY AMERICA (BABA)

Contractor shall comply with the Federal Highway Administration (FHWA) Buy America Requirement in 23 C.F.R. § 635.410 and all relevant provisions of the Build America, Buy America Act (BABA), contained within the Infrastructure Investment and Jobs Act, Pub. L. No. 117-58, §§ 70901-52 enacted November 15, 2021. The BABA requires iron, steel, manufactured products, and construction materials used in infrastructure projects funded by federal financial assistance to be produced in the United States. Comply with 2 C.F.R § 184.

BABA permits FHWA participation in the Contract only if domestic steel and iron will be used on the Project. To be considered domestic, all steel and iron used, and all products manufactured from steel and iron must be produced in the United States and all manufacturing processes, including application of a coating, for these materials must occur in the United States. Coating includes all processes that protect or enhance the value of the material to which the coating is applied. This requirement does not preclude a minimal use of foreign steel and iron materials, provided the cost of such materials does not exceed 0.1% of the total contract amount under the Contract or \$2,500.00 whichever is greater.

BABA permits FHWA participation in the Contract only if all “construction materials” as defined in the Act are made in the United States. The Buy America preference applies to the following construction materials incorporated into infrastructure projects: non-ferrous metals; plastic and polymer-based products (including polyvinylchloride, composite building materials, and polymers used in fiber optic cables); glass (including optic glass); Fiber optic cable; optical fiber; lumber; engineered wood; and drywall. Contractor will be



required to use construction materials produced in the United States on this Project. The Contractor shall submit a certification stating that all construction materials are certified to be BABA compliant.

### **3.0 FINAL RULE – FHWA’S BUY AMERICA REGULATION TO TERMINATE GENERAL APPLICABILITY WAIVER FOR MANUFACTURED PRODUCTS**

- **March 17, 2025** (effective date): For all Federal-aid projects obligated on or after March 15, 2025, all iron or steel products, as defined in § 635.410(c)(1)(iii), must comply with FHWA’s Buy America requirements for steel and iron in § 635.410(b). In addition, for all Federal-aid projects obligated on or after March 15, 2025, per § 635.410(c)(2), articles, materials, and supplies should be classified as an iron or steel product, a manufactured product, or another product as specified by law or in 2 CFR part 184 (such other products specified by law or in 2 CFR part 184 include “excluded materials” and “construction materials”); an article, material, or supply must not be considered to fall into multiple categories.
- **October 1, 2025:** The final assembly requirement will become effective for Federal-aid projects obligated on or after October 1, 2025. This means that, for manufactured product to be Buy America compliant, for Federal-aid projects obligated on or after October 1, 2025, final assembly of the manufactured product must occur in the United States.
- **October 1, 2026:** The 55 percent requirement will become effective for Federal-aid projects obligated on or after October 1, 2026. This means that, for manufactured product to be Buy America-compliant, for Federal-aid projects obligated on or after October 1, 2026, all manufactured products permanently incorporated into the project must both be manufactured in the United States (satisfy the final assembly requirement) and have the cost of the components of the manufactured product that are mined, produced, or manufactured in the United States be greater than 55 percent of the total cost of all components of the manufactured product (satisfy the 55 percent requirement).

### **4.0 – ADDITIONAL REQUIREMENTS**

The Contractor has completed and submitted, or shall complete and submit, to the Cabinet a Buy America/Build America, Buy America Certificate prior to the Cabinet issuing the notice to proceed, in the format below. After submittal, the Contractor is bound by its original certification.

A false certification is a criminal act in violation of 18 U.S.C. § 1001. The Contractor has the burden of proof to establish that it’s in compliance.

At the Contractor’s request, the Cabinet may, but is not obligated to, seek a waiver of Buy America requirements if grounds for the waiver exist under 23 C.F.R. § 635.410(c) or will comply with the applicable Buy America requirements if a waiver of those requirements is not available or not pursued by the Cabinet.

Please refer to the Federal Highway Administration’s Buy America webpage for more information.

[Buy America - Construction Program Guide - Contract Administration - Construction - Federal Highway Administration \(dot.gov\)](#)

Effective - June 26, 2025, Letting

SPECIAL NOTE – BUY AMERICA REQUIREMENTS AND BUILD AMERICA, BUY AMERICA (BABA) ACT

05/05/2025

**BUY AMERICA / BUILD AMERICA, BUY AMERICA (ACT) MATERIALS CERTIFICATE OF COMPLIANCE**

The Contractor hereby certifies that it will comply with all relevant provisions of the Build America, Buy America Act, contained within the Infrastructure Investment and Jobs Act, Pub. L. NO. 117-58, §§ 70901-52, the requirements of 23 U.S.C. § 313, 23 C.F.R. § 635.410 and 2 C.F.R § 184.

Date Submitted:\_\_\_\_\_

Contractor:\_\_\_\_\_

Signature:\_\_\_\_\_

Printed Name:\_\_\_\_\_

Title:\_\_\_\_\_

**NOTE: THIS CERTIFICATION IS IN ADDITION TO ANY AND ALL REQUIREMENTS OUTLINED IN THE CURRENT EDITION OF THE STANDARD SPECIFICATIONS FOR ROAD AND BRIDGE CONSTRUCTION AND/OR SPECIAL NOTES CONTAINED IN THE PROJECT PROPOSAL.**

## **SPECIAL NOTE FOR RECIPROCAL PREFERENCE**

### **RECIPROCAL PREFERENCE TO BE GIVEN BY PUBLIC AGENCIES TO RESIDENT BIDDERS**

By reference, KRS 45A.490 to 45A.494 are incorporated herein and in compliance regarding the bidders residency. Bidders who want to claim resident bidder status should complete the Affidavit for Claiming Resident Bidder Status along with their bid in the electronic bidding software. Submittal of the Affidavit should be done along the bid in Bid Express.

April 30, 2018

**SURFACING AREAS US 127**

The Department estimates the mainline JPC pavement repair widths to be varied 13.5 to 91.5 feet.

The Department estimates the total mainline JPC pavement repair area to be surfaced to be 4,231 square yards.

**SURFACING AREAS KY 55**

The Department estimates the mainline JPC pavement repair widths to be varied 12 to 14 feet.

The Department estimates the total mainline JPC pavement repair area to be surfaced to be 4,666 square yards.

**DGA BASE**

Unless otherwise noted, the Department estimates the rate of application for DGA Base to be 115 lbs/sy per inch of depth.

January, 2020

## **Liquidated Damages & Project Completion**

Project will have a **June 30, 2026 Completion Date.**

### **FD52 037 0127 011-012 Franklin County**

Franklin County US 127, Contractor will have **90 Calendar Days** once construction has begun to complete all necessary work. Contractor will be limited to a **7-calendar day** closure of the entire intersection of US 127/KY 1900 for the pavement work within the intersection. The department will require a two week notice before the closure of the KY 1900 intersection.

### **FD52 106 0055 007-012 Shelby County**

Shelby County KY 55, Contractor will have **120 Calendar Days** once construction has begun to complete all necessary work.

Liquidated Damages will be calculated by the total project amount for a daily basis and will be applied to all milestones and total contract completion (Spec Section 108.09). Contractor must submit a cold weather concrete plan if pavement is placed between November 2025 to March 2026. Prior to starting each project, contractor must submit their own traffic control plan for Engineer's approval.

## **SPECIAL PROVISION FOR WASTE AND BORROW SITES**

Obtain U.S. Army Corps of Engineer's approval before utilizing a waste or borrow site that involves "Waters of the United States". The Corps of Engineers defines "Waters of the United States" as perennial or intermittent streams, ponds or wetlands. The Corps of Engineers also considers ephemeral streams, typically dry except during rainfall but having a defined drainage channel, to be jurisdictional waters. Direct questions concerning any potential impacts to "Waters of the United States" to the attention of the appropriate District Office for the Corps of Engineers for a determination prior to disturbance. Be responsible for any fees associated with obtaining approval for waste and borrow sites from the U.S. Army Corps of Engineer or other appropriate regulatory agencies.

1-296 Waste & Borrow Sites  
01/02/2012

## **SPECIAL NOTE FOR ELECTRONIC DELIVERY MANAGEMENT SYSTEM (e-Ticketing) AGGREGATE**

This Special Note will apply when indicated on the plans or in the proposal. Section references herein are to the Department's Standard Specifications for Road and Bridge Construction current edition.

**1.0 DESCRIPTION.** Incorporate an e-Ticketing Delivery Software for weighed aggregate material delivered to the project to report loads and provide daily running totals of weighed aggregate material for pay items and incidental work during the construction processes from the point of measurement and loading to the point of incorporation to the project.

**2.0 MATERIALS AND EQUIPMENT.** Contractor shall supply material data in JavaScript Object Notation (JSON) documents to the KYTC e-Ticketing Delivery Software (KYTC e-Ticketing Portal) via Application Programming Interface (API) or direct connection. Test and verify that ticket data can be shared from the original source no fewer than 30 days prior to material placement activities. An e-Ticketing Delivery Software supplier can provide a qualified representative for on-site technical assistance during the initial setup, pre-construction verifications, and data management and processing as needed during the Project to maintain material data delivery capabilities. Virtual meetings may be hosted in lieu of on-site meetings when deemed appropriate by the Engineer.

Provide e-Ticketing Delivery Software that will meet the following:

1. The e-Ticketing Delivery Software shall be fully integrated with the Contractor's Load Read-Out scale system at the material source location.
2. The e-Ticketing Delivery Software shall provide real-time delivery to KYTC e-Ticketing Portal.
3. Transmit any updates to the ticket data within 5 minutes of a change.

**3.0 CONSTRUCTION.** Provide the Engineer with the manufacturer's specifications and all required documentation for data access at the pre-construction conference.

### **A. Construction Requirements**

1. Install and operate software in accordance with the manufacturer's specifications.
2. Verify that all pertinent information is provided by the software within the requirements of this Special Note.

### **B. Data Deliverables**

Provide to the Engineer a means in which to gather report summaries by way of iOS apps, web pages, or any other method at the disposal of the Engineer. The Engineer may request data at any time during the project.

#### **1. Aggregate Material**

##### **a. Real-time Continuous Data Items**

Provide the Engineer access to JSON documents capable of being transmitted through the KYTC's e-Ticketing Portal that displays the following information in real-time with a web-based system compatible with iOS and Windows environments.

- Each Truck
  - Supplier Name
  - Supplier Address
  - Supplier Phone
  - Plant location
  - Date
  - Time at source
  - Project Location

- Contract ID#
- Carrier Name
- Unique Truck ID
- Description of Material
- Load Number
- Gross, Tare and Net Weight
- Weighmaster

**4.0 MEASUREMENT.** The Department will measure the electronic delivery management system as a lump sum item.

**5.0 PAYMENT.** The Department will make payment for the completed and accepted quantities under the following:

1. Payment is full compensation for all work associated with providing all required equipment, training, and documentation.
2. Payment will be full compensation for costs related to providing the e-Ticketing Delivery Software, including integration with plant load-out systems, and report viewing/exporting process. All quality control procedures including the software representative’s technical support and on-site training shall be included in the Contract lump sum price.

<u>Code</u>	<u>Pay Item</u>	<u>Pay Unit</u>
26248EC	ELECTRONIC DELIVERY MGMT SYSTEM-AGG	LS

May 5, 2025



### **SPECIAL NOTE FOR TYPICAL SECTION DIMENSIONS**

Consider the dimensions shown on the typical sections for pavement and shoulder widths and thickness' to be nominal or typical dimensions. The Engineer may direct or approve varying the actual dimensions to be constructed to fit existing conditions. Do not widen existing pavement or shoulders unless specified elsewhere in this proposal or directed by the engineer.

1-3725 Typical Section Dimensions  
01/02/2012

## TRAFFIC CONTROL PLAN

---

### TRAFFIC CONTROL GENERAL

Except as provided herein, maintain and control traffic in accordance with the Standard and Supplemental Specifications and the Standard and Sepia Drawings, current editions. Except for the roadway and traffic control bid items listed, all items of work necessary to maintain and control traffic will be paid at the lump sum bid price to "Maintain and Control Traffic".

Contrary to Section 106.01, furnish new, or used in like new condition, traffic control devices at the beginning of the work and maintain in like new condition until completion of the work.

### PROJECT PHASING & CONSTRUCTION PROCEDURES

The Engineer may specify additional days and hours when lane closures will not be allowed.

At locations with three or more lanes, maintain one lane of traffic in each direction at all times during construction. At locations with two lanes, maintain alternating one way traffic during construction. Provide a minimum clear lane width of 11 feet; however, provide for passage of vehicles of up to 16 feet in width. If traffic should be stopped due to construction operations, and a school bus on an official run arrives on the scene, make provisions for the passage of the bus as quickly as possible.

### LANE CLOSURES

Intersection of KY 1900 & US 127 maybe closed for 7 calendar day during construction of the concrete pavement within the intersection. Contract determined liquidated damages will be applied if the intersection is closed for more than 7 calendar days.

### SIGNS

Sign posts and splices shall be compliant with NCHRP 350 or MASH. Manufacturer's documentation validating this compliance shall be provided to the Engineer prior to installation. Signs, including any splices, shall be installed according to manufacturer's specifications and installation recommendations. Contrary to section 112.04.02, only long-term signs (signs intended to be continuously in place for more than 3 days) will be measured for payment. Short-term signs (signs intended to be left in place for 3 days or less) will not be measured for payment but will be incidental to Maintain and Control Traffic.

### CHANGEABLE MESSAGE SIGNS

## Traffic Control Plan

### Page 2 of 10

Provide changeable message signs in advance of and within the project at locations determined by the Engineer. If work is in progress concurrently in both directions or if more than one lane closure is in place in the same direction of travel, provide additional changeable message signs as directed by the Engineer. Place changeable message signs one mile in advance of the anticipated queue at each lane closure. As the actual queue lengthens and/or shortens, relocate or provide additional changeable message signs so that traffic has warning of slowed or stopped traffic at least one mile but not more than two miles before reaching the end of the actual queue. The Engineer may vary the designated locations as the work progresses. The Engineer will determine the messages to be displayed. In the event of damage or mechanical/electrical failure, repair or replace the Changeable Message Sign within 24 hours. The Department will measure for payment the maximum number of Changeable Message Signs in concurrent use at the same time on a single day on all sections of the contract. The Department will measure individual Changeable Message Signs only once for payment, regardless of how many times they are set, reset, removed, and relocated during the duration of the project. The Department will not measure replacements for damaged Changeable Message Signs or for signs the Engineer directs be replaced due to poor condition or readability. Retain possession of the Changeable Message Signs upon completion of the work.

## **ARROW PANELS**

Use arrow panels as shown on the Standard Drawings or as directed by the Engineer. The Department will measure for payment the maximum number of arrow panels in concurrent use at the same time on a single day on all sections of the contract. The Department will measure for payment the maximum number of Arrow Panels in concurrent use at the same time on a single day on all sections of the contract. The Department will measure individual Arrow Panels only once for payment, regardless of how many times they are set, reset, removed, and relocated during the duration of the project. The Department will not measure replacements for damaged Arrow Panels or for panels signs the Engineer directs be replaced due to poor condition or readability for payment. Retain possession of the Arrow Panels upon completion of the work.

## **BARRICADES**

The Department will not measure barricades used in lieu of barrels and cones for channelization or delineation, but shall be incidental to Maintain and Control Traffic according to Section 112.04.01.

The Department will measure barricades used to protect pavement removal areas in individual units Each. The Department will measure for payment the maximum number of barricades in concurrent use at the same time on a single day on all sections of the contract. The Department will measure individual barricades only once for payment, regardless of how many times they are set, reset, removed, and relocated during the duration of the project. The Department will not measure replacements for damaged barricades the Engineer directs to be replaced due to poor

Traffic Control Plan  
Page 3 of 10

condition or reflectivity. Retain possession of the Barricades upon completion of the work.

## **PAVEMENT MARKINGS**

If there is to be a deviation from the existing striping plan, the Engineer will furnish the Contractor a striping plan prior to placement of the final surface course. Install Temporary Striping according to Section 112 with the following exceptions:

1. Include edge lines in Temporary Striping; and
2. Place Temporary or Permanent Striping before opening a lane to traffic; and
3. If the Contractor's operations or phasing requires temporary markings that must subsequently be removed from the final surface course, use an approved removable lane tape; however, the Department will not measure removable lane tape for separate payment, but will measure and pay for removable lane tape as temporary striping.

## **PAVEMENT EDGE DROP-OFFS**

Do not allow a pavement edge between opposing directions of traffic or lanes that traffic is expected to cross in a lane change situation with an elevation difference greater than 1½". Place Warning signs (MUTCD W8-11 or W8-9A) in advance of and at 1500' intervals throughout the drop-off area. Dual post the signs on both sides of the traveled way. Wedge all transverse transitions between resurfaced and unresurfaced areas which traffic may cross with asphalt mixture for leveling and wedging. Remove the wedges prior to placement of the final surface course.

Protect pavement edges that traffic is not expected to cross, except accidentally, as follows:

Less than 2" - No protection required.

2" to 4" - Place plastic drums, vertical panels, or barricades every 50 feet. During daylight working hours only, the Engineer will allow the Contractor to use cones in lieu of plastic drums, panels, and barricades. Wedge the drop-off with DGA or asphalt mixture for leveling and wedging with a 1:1 or flatter slope in daylight hours, or 3:1 or flatter slope during nighttime hours, when work is not active in the drop-off area.

Greater than 4" - Protect drop-offs greater than 4 inches within 10 feet of traffic by placing drums, vertical panels, or barricades every 25 feet. The Engineer will not allow the use of cones in lieu of drums, vertical panels, or barricades for drop-offs greater than 4". Place Type III Barricades directly in front of the drop-off facing on coming traffic in both directions of travel. Provide warning signs as shown on the Standard Drawings or as directed by the Engineer

Traffic Control Plan  
Page 4 of 10

Pedestrians & Bicycles - Protect pedestrian and bicycle traffic as directed by the engineer.

1-3840 Traffic Control Plan 3 or More Lanes High ADT  
7/28/2017

## **USE AND PLACEMENT OF CHANGEABLE MESSAGE SIGNS**

The following policy is based upon current Changeable Message Signs (CMS) standards and practice from many sources, including the Federal Highway Administration (FHWA), other State Departments of Transportation, and Traffic Safety Associations. It is understood that each CMS installation or use requires individual consideration due to the specific location or purpose. However, there will be elements that are constant in nearly all applications. Accordingly these recommended guidelines bring a level of uniformity, while still being open to regional experience and engineering judgment.

### **Application**

The primary purpose of CMS is to advise the driver of unexpected traffic and routing situations. Examples of applications where CMS can be effective include:

- Closures (road, lane, bridge, ramp, shoulder, interstate)
- Changes in alignment or surface conditions
- Significant delays, congestion
- Construction/maintenance activities (delays, future activities)
- Detours/alternative routes
- Special events with traffic and safety implications
- Crash/incidents
- Vehicle restrictions (width, height, weight, flammable)
- Advance notice of new traffic control devices
- Real-time traffic conditions (must be kept up to date)
- Weather /driving conditions, environmental conditions, Roadway Weather Information Systems
- Emergency Situations
- Referral to Highway Advisory Radio (if available)
- Messages as approved by the County Engineer's Office

### **CMS should not be used for:**

- Replacement of static signs (e.g. road work ahead), regulatory signage (e.g. speed limits), pavement markings, standard traffic control devices, conventional warning or guide signs.
- Replacement of lighted arrow board
- Advertising (Don't advertise the event unless clarifying "action" to be taken by driver – e.g. Speedway traffic next exit)
- Generic messages
- Test messages (portable signs only)
- Describe recurrent congestion (e.g. rush hour)
- Public service announcements (not traffic related)

## Traffic Control Plan

### Page 6 of 10

### **Messages**

Basic principles that are important to providing proper messages and insuring the proper operation of a CMS are:

- Visible for at least ½ mile under ideal daytime and nighttime conditions
- Legible from all lanes a minimum of 650 feet
- Entire message readable twice while traveling at the posted speed
- Nor more than two message panels should be used (three panels may be used on roadways where vehicles are traveling less than 45 mph). A panel is the message that fits on the face of the sign without flipping or scrolling.
- Each panel should convey a single thought; short and concise
- Do not use two unrelated panels on a sign
- Do not use the sign for two unrelated messages
- Should not scroll text horizontally or vertically
- Should not contain both the words left and right
- Use standardized abbreviations and messages
- Should be accurate and timely
- Avoid filler/unnecessary words and periods (hazardous, a, an, the)
- Avoid use of speed limits
- Use words (not numbers) for dates

### **Placement**

Placement of the CMS is important to insure that the signs is visible to the driver and provides ample time to take any necessary action. Some of the following principles may only be applicable to controlled access roadways. The basic principles of placement for a CMS are:

- When 2 signs are needed, place on same side of roadway and at least 1,000 feet apart
- Place behind semi-rigid/rigid protection (guardrail, barrier) or outside of the clear zone
- Place 1,000 feet in advance of work zone; at least one mile ahead of decision point
- Normally place on right side of roadway; but should be placed closest to the affected lane so that either side is acceptable
- Signs should not be dual mounted (one on each side of roadway facing same direction)
- Point trailer hitch downstream
- Secure to immovable object to prevent thief (if necessary)
- Do not place in sags or just beyond crest
- Check for reflection of sun to prevent the blinding of motorist
- Should be turned ~3 degrees outward from perpendicular to the edge of pavement
- Bottom of sign should be 7 feet above the elevation of edge of roadway
- Should be removed when not in use
-

Traffic Control Plan  
Page 7 of 10

### Standard Abbreviations

The following is a list of standard abbreviations to be used on CMS.

<b><u>Word</u></b>	<b><u>Abbrev.</u></b>	<b><u>Example</u></b>
Access	ACCS	ACCIDENT AHEAD/USE ACCS RD NEXT RIGHT
Alternate	ALT	ACCIDENT AHEAD/USE ALT RTE NEXT RIGHT
Avenue	AVE	FIFTH AVE CLOSED/DETOUR NEXT LEFT
Blocked	BLKD	FIFTH AVE BLKD/MERGE LEFT
Boulevard	BLVD	MAIN BLVD CLOSED/USE ALT RTE
Bridge	BRDG	SMITH BRDG CLOSED/USE ALT RTE
Cardinal Directions	N, S, E, W	N I75 CLOSED/ DETOUR EXIT 30
Center	CNTR	CNTR LANE CLOSED/MERGE LEFT
Commercial	COMM	OVRSZ COMM VEH/USE I275
Condition	COND	ICY COND POSSIBLE
Congested	CONG	HVY CONG NEXT 3 MI
Construction	CONST	CONST WORK AHEAD/EXPECT DELAYS
Downtown	DWNTN	DWNTN TRAF USE EX 40
Eastbound	E-BND	E-BND I64 CLOSED/DETOUR EXIT 20
Emergency	EMER	EMER VEH AHEAD/PREPARE TO STOP
Entrance, Enter	EX, EXT	DWNTN TRAF USE EX 40
Expressway	EXPWY	WTRSN EXPWY CLOSED/DETOUR EXIT 10
Freeway	FRWY, FWY	GN SYNDR FWY CLOSED/DETOUR EXIT 15
Hazardous Materials	HAZMAT	HAZMAT IN ROADWAY/ALL TRAF EXIT 25
Highway	HWY	ACCIDENT ON AA HWY/EXPECT DELAYS
Hour	HR	ACCIDENT ON AA HWY/2 HR DELAY
Information	INFO	TRAF INFO TUNE TO 1240 AM
Interstate	I	E-BND I64 CLOSED/DETOUR EXIT 20
Lane	LN	LN CLOSED/MERGE LEFT
Left	LFT	LANE CLOSED/MERGE LFT
Local	LOC	LOC TRAF USE ALT RTE
Maintenance	MAINT	MAINT WRK ON BRDG/SLOW
Major	MAJ	MAJ DELWAYS I75/USE ALT RTE



Traffic Control Plan  
Page 8 of 10

Mile	MI	ACCIDENT 3 MI AHEAD/ USE ALT RTE
Minor	MNR	ACCIDENT 3 MI MNR DELAY
Minutes	MIN	ACCIDENT 3 MI/30 MIN DELAY
Northbound	N-BND	N-BND I75 CLOSED/ DETOUR EXIT 50
Oversized	OVRSZ	OVRSZ COMM VEH/USE I275 NEXT RIGHT
Parking	PKING	EVENT PKING NEXT RGT
Parkway	PKWY	CUM PKWAY TRAF/DETOUR EXIT 60
Prepare	PREP	ACCIDENT 3 MIL/PREP TO STOP
Right	RGT	EVENT PKING NEXT RGT
Road	RD	HAZMAT IN RD/ALL TRAF EXIT 25
Roadwork	RDWK	RDWK NEXT 4 MI/POSSIBLE DELAYS
Route	RTE	MAJ DELAYS I75/USE ALT RTE
Shoulder	SHLDR	SHLDR CLOSED NEXT 5 MI
Slippery	SLIP	SLIP COND POSSIBLE/ SLOW SPD
Southbound	S-BND	S-BND I75 CLOSED/DETOUR EXIT 50
Speed	SPD	SLIP COND POSSIBLE/ SLOW SPD
Street	ST	MAIN ST CLOSED/USE ALT RTE
Traffic	TRAF	CUM PKWAY TRAF/DETOUR EXIT 60
Vehicle	VEH	OVRSZ COMM VEH/USE I275 NEXT RIGHT
Westbound	W-BND	W-BND I64 CLOSED/DETOUR EXIT 50
Work	WRK	CONST WRK 2MI/POSSIBLE DELAYS

Certain abbreviations are prone to inviting confusion because another word is abbreviated or could be abbreviated in the same way. DO NO USE THESE ABBREVIATIONS.

<u>Abbrev.</u>	<u>Intended Word</u>	<u>Word Erroneously Given</u>
ACC	Accident	Access (Road)
CLRS	Clears	Colors
DLY	Delay	Daily
FDR	Feeder	Federal
L	Left	Lane (merge)
LOC	Local	Location
LT	Light (traffic)	Left
PARK	Parking	Park
POLL	Pollution (index)	Poll
RED	Reduce	Red
STAD	Stadium	Standard

Traffic Control Plan  
Page 9 of 10

TEMP  
WRNG

Temporary  
Warning

Temperature  
Wrong

## TYPICAL MESSAGES

The following is a list of typical messages used on CMS. The list consists of the reason or problem that you want the driver to be aware of and the action that you want the driver to take.

### Reason/Problem

ACCIDENT  
ACCIDENT/XX MILES  
XX ROAD CLOSED  
XX EXIT CLOSED  
BRIDGE CLOSED  
BRIDGE/(SLIPPERY, ICE, ETC.)  
CENTER/LANE/CLOSED  
DELAY(S), MAJOR/DELAYS  
DEBRIS AHEAD  
DENSE FOG  
DISABLED/VEHICLE  
EMER/VEHICLES/ONLY  
EVENT PARKING  
EXIT XX CLOSED  
FLAGGER XX MILES  
FOG XX MILES  
FREEWAY CLOSED  
FRESH OIL  
HAZMAT SPILL  
ICE  
INCIDENT AHEAD  
LANES (NARROW, SHIFT, MERGE, ETC.)  
LEFT LANE CLOSED  
LEFT LANE NARROWS  
LEFT 2 LANES CLOSED  
LEFT SHOULDER CLOSED  
LOOSE GRAVEL  
MEDIAN WORK XX MILES  
MOVING WORK ZONE, WORKERS IN ROADWAY  
NEXT EXIT CLOSED  
NO OVERSIZED LOADS  
NO PASSING  
NO SHOULDER  
ONE LANE BRIDGE

### Action

ALL TRAFFIC EXIT RT  
AVOID DELAY USE XX  
CONSIDER ALT ROUTE  
DETOUR  
DETOUR XX MILES  
DO NOT PASS  
EXPECT DELAYS  
FOLLOW ALT ROUTE  
KEEP LEFT  
KEEP RIGHT  
MERGE XX MILES  
MERGE LEFT  
MERGE RIGHT  
ONE-WAY TRAFFIC  
PASS TO LEFT  
PASS TO RIGHT  
PREPARE TO STOP  
REDUCE SPEED  
SLOW  
SLOW DOWN  
STAY IN LANE  
STOP AHEAD  
STOP XX MILES  
TUNE RADIO 1610 AM  
USE NN ROAD  
USE CENTER LANE  
USE DETOUR ROUTE  
USE LEFT TURN LANE  
USE NEXT EXIT  
USE RIGHT LANE  
WATCH FOR FLAGGER

Traffic Control Plan  
Page 10 of 10

PEOPLE CROSSING  
RAMP CLOSED  
RAMP (SLIPPERY, ICE, ETC.)  
RIGHT LANE CLOSED  
RIGHT LANE NARROWS  
RIGHT SHOULDER CLOSED  
ROAD CLOSED  
ROAD CLOSED XX MILES  
ROAD (SLIPPERY, ICE, ETC.)  
ROAD WORK  
ROAD WORK (OR CONSTRUCTION) (TONIGHT, TODAY, TOMORROW, DATE)  
ROAD WORK XX MILES  
SHOULDER (SLIPPERY, ICE, SOFT, BLOCKED, ETC.)  
NEW SIGNAL XX MILES  
SLOW 1 (OR 2) - WAY TRAFFIC  
SOFT SHOULDER  
STALLED VEHICLES AHEAD  
TRAFFIC BACKUP  
TRAFFIC SLOWS  
TRUCK CROSSING  
TRUCKS ENTERING  
TOW TRUCK AHEAD  
UNEVEN LANES  
WATER ON ROAD  
WET PAINT  
WORK ZONE XX MILES  
WORKERS AHEAD



KENTUCKY TRANSPORTATION CABINET

Department of Highways

DIVISION OF RIGHT OF WAY & UTILITIES

TC 62-226

Rev. 01/2016

Page 1 of 1

RIGHT OF WAY CERTIFICATION

<input checked="" type="checkbox"/>	Original	<input type="checkbox"/>	Re-Certification	RIGHT OF WAY CERTIFICATION	
ITEM #		COUNTY		PROJECT # (STATE)	PROJECT # (FEDERAL)
5-20070.00		Franklin		FD52 037 0127 011-012	STP 1271(128)
PROJECT DESCRIPTION					
Concrete paving work on US 127 in Franklin County					
<input checked="" type="checkbox"/>	No Additional Right of Way Required				
Construction will be within the limits of the existing right of way. The right of way was acquired in accordance to FHWA regulations under the Uniform Relocation Assistance and Real Property Acquisitions Policy Act of 1970, as amended. No additional right of way or relocation assistance were required for this project.					
<input type="checkbox"/>	Condition # 1 (Additional Right of Way Required and Cleared)				
All necessary right of way, including control of access rights when applicable, have been acquired including legal and physical possession. Trial or appeal of cases may be pending in court but legal possession has been obtained. There may be some improvements remaining on the right-of-way, but all occupants have vacated the lands and improvements, and KYTC has physical possession and the rights to remove, salvage, or demolish all improvements and enter on all land. Just Compensation has been paid or deposited with the court. All relocations have been relocated to decent, safe, and sanitary housing or that KYTC has made available to displaced persons adequate replacement housing in accordance with the provisions of the current FHWA directive.					
<input type="checkbox"/>	Condition # 2 (Additional Right of Way Required with Exception)				
The right of way has not been fully acquired, the right to occupy and to use all rights-of-way required for the proper execution of the project has been acquired. Some parcels may be pending in court and on other parcels full legal possession has not been obtained, but right of entry has been obtained, the occupants of all lands and improvements have vacated, and KYTC has physical possession and right to remove, salvage, or demolish all improvements. Just Compensation has been paid or deposited with the court for most parcels. Just Compensation for all pending parcels will be paid or deposited with the court prior to AWARD of construction contract					
<input type="checkbox"/>	Condition # 3 (Additional Right of Way Required with Exception)				
The acquisition or right of occupancy and use of a few remaining parcels are not complete and/or some parcels still have occupants. All remaining occupants have had replacement housing made available to them in accordance with 49 CFR 24.204. KYTC is hereby requesting authorization to advertise this project for bids and to proceed with bid letting even though the necessary right of way will not be fully acquired, and/or some occupants will not be relocated, and/or the just compensation will not be paid or deposited with the court for some parcels until after bid letting. KYTC will fully meet all the requirements outlined in 23 CFR 635.309(c)(3) and 49 CFR 24.102(j) and will expedite completion of all acquisitions, relocations, and full payments after bid letting and prior to AWARD of the construction contract or force account construction.					
Total Number of Parcels on Project		EXCEPTION (S) Parcel #		ANTICIPATED DATE OF POSSESSION WITH EXPLANATION	
Number of Parcels That Have Been Acquired					
Signed Deed					
Condemnation					
Signed ROE					
Notes/ Comments (Text is limited. Use additional sheet if necessary.)					
LPA RW Project Manager			Right of Way Supervisor		
Printed Name				Printed Name	
Signature				Signature	
Date				Tom Boykin	
				Digitally signed by Tom Boykin Date: 2025.07.11 12:03:35 -04'00'	
Right of Way Director			FHWA		
Printed Name				Printed Name	
Signature				Signature	
Date				Date	



KENTUCKY TRANSPORTATION CABINET

Department of Highways


DIVISION OF RIGHT OF WAY & UTILITIES

TC 62-226

Rev. 01/2016

Page 1 of 1

RIGHT OF WAY CERTIFICATION

<input checked="" type="checkbox"/>	Original	<input type="checkbox"/>	Re-Certification	RIGHT OF WAY CERTIFICATION	
ITEM #		COUNTY		PROJECT # (STATE)	PROJECT # (FEDERAL)
5-20071.00		Shelby		FD52 106 0055 007-012	STP 1551(030)
PROJECT DESCRIPTION					
Concrete paving work on KY 55 in Shelby County.					
<input checked="" type="checkbox"/>	No Additional Right of Way Required				
Construction will be within the limits of the existing right of way. The right of way was acquired in accordance to FHWA regulations under the Uniform Relocation Assistance and Real Property Acquisitions Policy Act of 1970, as amended. No additional right of way or relocation assistance were required for this project.					
<input type="checkbox"/>	Condition # 1 (Additional Right of Way Required and Cleared)				
All necessary right of way, including control of access rights when applicable, have been acquired including legal and physical possession. Trial or appeal of cases may be pending in court but legal possession has been obtained. There may be some improvements remaining on the right-of-way, but all occupants have vacated the lands and improvements, and KYTC has physical possession and the rights to remove, salvage, or demolish all improvements and enter on all land. Just Compensation has been paid or deposited with the court. All relocations have been relocated to decent, safe, and sanitary housing or that KYTC has made available to displaced persons adequate replacement housing in accordance with the provisions of the current FHWA directive.					
<input type="checkbox"/>	Condition # 2 (Additional Right of Way Required with Exception)				
The right of way has not been fully acquired, the right to occupy and to use all rights-of-way required for the proper execution of the project has been acquired. Some parcels may be pending in court and on other parcels full legal possession has not been obtained, but right of entry has been obtained, the occupants of all lands and improvements have vacated, and KYTC has physical possession and right to remove, salvage, or demolish all improvements. Just Compensation has been paid or deposited with the court for most parcels. Just Compensation for all pending parcels will be paid or deposited with the court prior to AWARD of construction contract					
<input type="checkbox"/>	Condition # 3 (Additional Right of Way Required with Exception)				
The acquisition or right of occupancy and use of a few remaining parcels are not complete and/or some parcels still have occupants. All remaining occupants have had replacement housing made available to them in accordance with 49 CFR 24.204. KYTC is hereby requesting authorization to advertise this project for bids and to proceed with bid letting even though the necessary right of way will not be fully acquired, and/or some occupants will not be relocated, and/or the just compensation will not be paid or deposited with the court for some parcels until after bid letting. KYTC will fully meet all the requirements outlined in 23 CFR 635.309(c)(3) and 49 CFR 24.102(j) and will expedite completion of all acquisitions, relocations, and full payments after bid letting and prior to AWARD of the construction contract or force account construction.					
Total Number of Parcels on Project		EXCEPTION (S) Parcel #		ANTICIPATED DATE OF POSSESSION WITH EXPLANATION	
Number of Parcels That Have Been Acquired					
Signed Deed					
Condemnation					
Signed ROE					
Notes/ Comments (Text is limited. Use additional sheet if necessary.)					
LPA RW Project Manager			Right of Way Supervisor		
Printed Name				Printed Name	
Signature				Signature	
Date				Tom Boykin <small>Digitally signed by Tom Boykin Date: 2025.07.11 12:07:03 -04'00'</small>	
Right of Way Director			FHWA		
Printed Name				Printed Name	
Signature		 <small>Digitally signed by Kelly Divine Date: 2025.07.11 11:50:21 -05'00'</small>		Signature	
Date				Date	

## UTILITIES AND RAIL CERTIFICATION NOTE

**Franklin County**  
**Federal Project No.: STP 1271(128)**  
**FD 52 037 0127 011-012**  
**JPC SLAB REPAIR ON US 127**  
**(BMP: 11.288 to EMP: 11.742).**  
**ITEM NUMBER: 05-20070**

### PROJECT NOTES ON UTILITIES

For all projects under 2000 Linear feet which require a normal excavation locate request pursuant to KRS 367.4901-4917, the awarded contractor shall field mark the proposed excavation or construction boundaries of the project (also called white lining) using the procedure set forth in KRS 367.4909(9)(k). For all projects over 2000 linear feet, which are defined as a "Large Project" in KRS 367.4903(18), the awarded contractor shall initially mark the first 2000 linear feet minimally of proposed excavation or construction boundaries of the project to be worked using the procedure set forth in KRS 367.4909(9)(k). This temporary field locating of the project excavation boundary shall take place prior to submitting an excavation location request to the underground utility protection Kentucky Contact Center. For large projects, the awarded contractor shall work with the impacted utilities to determine when additional white lining of the remainder of the project site will take place. This provision shall not alter or relieve the awarded contractor from complying with requirements of KRS 367.4905 to 367.4917 in their entirety.

The contractor will be responsible for contacting all utility facility owners on the subject project to coordinate his activities. The contractor will coordinate his activities to minimize and, where possible, avoid conflicts with utility facilities. Due to the nature of the work proposed, it is unlikely to conflict with the existing utilities beyond minor facility adjustments. Where conflicts with utility facilities are unavoidable, the contractor will coordinate any necessary relocation work with the facility owner and Resident Engineer. The Kentucky Transportation Cabinet maintains the right to remove or alter portions of this contract if a utility conflict occurs. The utility facilities as noted in the previous section(s) have been determined using data garnered by varied means and with varying degrees of accuracy: from the facility owners, a result of S.U.E., field inspections, and/or reviews of record drawings. The facilities defined may not be inclusive of all utilities in the project scope and are not Level A quality, unless specified as such. It is the contractor's responsibility to verify all utilities and their respective locations before excavating.

The contractor shall make every effort to protect underground facilities from damage as prescribed in the Underground Facility Damage Protection Act of 1994, Kentucky Revised Statute KRS 367.4901 to 367.4917. It is the contractor's responsibility to determine and take steps necessary to be in compliance with federal and state damage prevention directives. The contractor is instructed to contact KY 811 for the location of existing underground utilities. Contact shall be made a minimum of two (2) and no more than ten (10) business days prior to excavation. The contractor shall submit Excavation Locate Requests to the Kentucky Contact Center (KY 811) via web ticket entry. The submission of this request does not relieve the contractor from the responsibility of contacting non-member facility owners, whom are to be contacted through their individual Protection Notification Center. It may be necessary for the contractor

## UTILITIES AND RAIL CERTIFICATION NOTE

Franklin County  
Federal Project No.: STP 1271(128)  
FD 52 037 0127 011-012  
JPC SLAB REPAIR ON US 127  
(BMP: 11.288 to EMP: 11.742).  
ITEM NUMBER: 05-20070

to contact the County Court Clerk to determine what utility companies have facilities in the area. Non-compliance with these directives can result in the enforcement of penalties.

### RAIL COMPANIES HAVE FACILITIES IN CONJUNCTION WITH THIS PROJECT AS NOTED

☒ No Rail Involvement   ☐ Rail Involved   ☐ Rail Adjacent

### AREA FACILITY OWNER CONTACT LIST

AT&T – Scott Roche – SR8832@att.com – (502) 827-4703

Atmos Energy – [taylor.collins@atmosenergy.com](mailto:taylor.collins@atmosenergy.com) - (866) 322-8667

Charter – Michael (Ben) York – Michael.York@Charter.com - (502) 548-1632

Columbia Gas of Kentucky – David Lemons - dnlemons@nisource.com (859) 288-0249

Crown Castle – Lisa Clark - Lisa.Clark@crowncastle.com – 810-223-3780

Frankfort Plant Board – (502) 352-4372

Frankfort Sewer Department - [502-229-6304](tel:502-229-6304)

KY Wired – Erick Johnson - erick.johnson@ky.gov – (502) 330-0679

Louisville Gas & Electric and KU - Caroline Justice - Caroline.Justice@lge-ku.com - (502) 627-3708

Windstream – James Galvin - James.Galvin@windstream.com – (270) 748-9249

Verizon – Jeff Tucker - jeffrey.tucker@verizon.com – (502) 830-1827

## UTILITIES AND RAIL CERTIFICATION NOTE

**Shelby County**  
**Federal Project No.: STP 1551(030)**  
**FD 52 106 0055 007-012**  
**JPC SLAB REPAIR ON KY 55**  
**(BMP: 7.935 to EMP:11.200).**  
**ITEM NUMBER: 05-20071**

### PROJECT NOTES ON UTILITIES

For all projects under 2000 Linear feet which require a normal excavation locate request pursuant to KRS 367.4901-4917, the awarded contractor shall field mark the proposed excavation or construction boundaries of the project (also called white lining) using the procedure set forth in KRS 367.4909(9)(k). For all projects over 2000 linear feet, which are defined as a "Large Project" in KRS 367.4903(18), the awarded contractor shall initially mark the first 2000 linear feet minimally of proposed excavation or construction boundaries of the project to be worked using the procedure set forth in KRS 367.4909(9)(k). This temporary field locating of the project excavation boundary shall take place prior to submitting an excavation location request to the underground utility protection Kentucky Contact Center. For large projects, the awarded contractor shall work with the impacted utilities to determine when additional white lining of the remainder of the project site will take place. This provision shall not alter or relieve the awarded contractor from complying with requirements of KRS 367.4905 to 367.4917 in their entirety.

The contractor will be responsible for contacting all utility facility owners on the subject project to coordinate his activities. The contractor will coordinate his activities to minimize and, where possible, avoid conflicts with utility facilities. Due to the nature of the work proposed, it is unlikely to conflict with the existing utilities beyond minor facility adjustments. Where conflicts with utility facilities are unavoidable, the contractor will coordinate any necessary relocation work with the facility owner and Resident Engineer. The Kentucky Transportation Cabinet maintains the right to remove or alter portions of this contract if a utility conflict occurs. The utility facilities as noted in the previous section(s) have been determined using data garnered by varied means and with varying degrees of accuracy: from the facility owners, a result of S.U.E., field inspections, and/or reviews of record drawings. The facilities defined may not be inclusive of all utilities in the project scope and are not Level A quality, unless specified as such. It is the contractor's responsibility to verify all utilities and their respective locations before excavating.

The contractor shall make every effort to protect underground facilities from damage as prescribed in the Underground Facility Damage Protection Act of 1994, Kentucky Revised Statute KRS 367.4901 to 367.4917. It is the contractor's responsibility to determine and take steps necessary to be in compliance with federal and state damage prevention directives. The contractor is instructed to contact KY 811 for the location of existing underground utilities. Contact shall be made a minimum of two (2) and no more than ten (10) business days prior to excavation. The contractor shall submit Excavation Locate Requests to the Kentucky Contact Center (KY 811) via web ticket entry. The submission of this request does not relieve the contractor from the responsibility of contacting non-member facility owners, whom are to be contacted through their individual Protection Notification Center. It may be necessary for the contractor



## UTILITIES AND RAIL CERTIFICATION NOTE

**Shelby County**  
**Federal Project No.: STP 1551(030)**  
**FD 52 106 0055 007-012**  
**JPC SLAB REPAIR ON KY 55**  
**(BMP: 7.935 to EMP:11.200).**  
**ITEM NUMBER: 05-20071**

to contact the County Court Clerk to determine what utility companies have facilities in the area. Non-compliance with these directives can result in the enforcement of penalties.

### RAIL COMPANIES HAVE FACILITIES IN CONJUNCTION WITH THIS PROJECT AS NOTED

☒ No Rail Involvement   ☐ Rail Involved   ☐ Rail Adjacent

### AREA FACILITY OWNER CONTACT LIST

AT&T – Scott Roche – SR8832@att.com – (502) 827-4703

Atmos Energy – [taylor.collins@atmosenergy.com](mailto:taylor.collins@atmosenergy.com) - (866) 322-8667

Charter – Michael (Ben) York – Michael.York@Charter.com - (502) 548-1632

Columbia Gas of Kentucky – David Lemons - dnlemons@nisource.com (859) 288-0249

Crown Castle – Lisa Clark - Lisa.Clark@crowncastle.com – 810-223-3780

KY Wired – Erick Johnson - erick.johnson@ky.gov – (502) 330-0679

Louisville Gas & Electric and KU - Caroline Justice - Caroline.Justice@lge-ku.com - (502) 627-3708

North Shelby Water District – David Hedges - [petehedges@northshelbywater.com](mailto:petehedges@northshelbywater.com) - (502) 747-8942

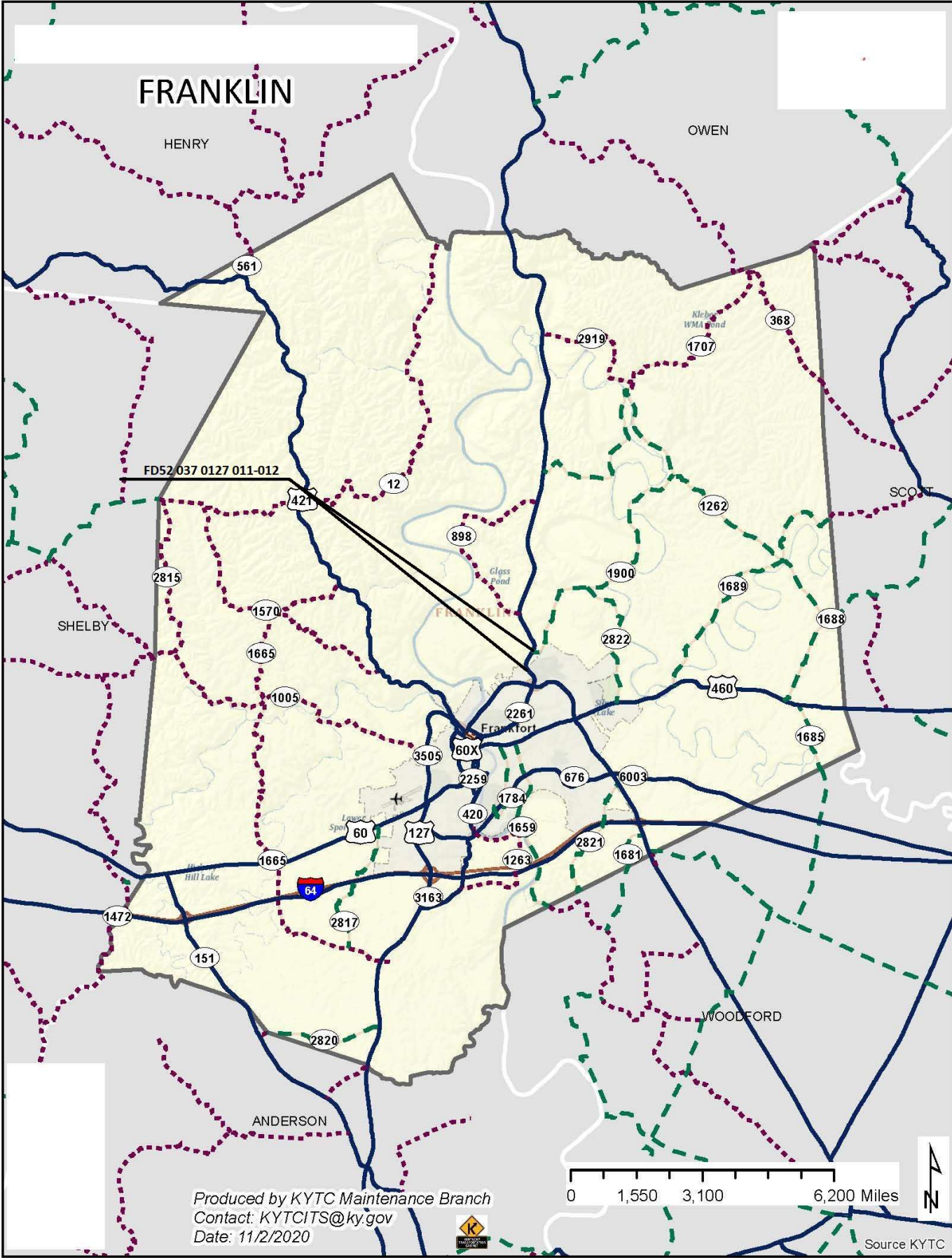
Shelbyville Water & Sewer Commission - Tom Doyle -tgdoyle@bellsouth.net

US 60 Water District - David Hedges - [petehedges@northshelbywater.com](mailto:petehedges@northshelbywater.com) - (502) 747-8942

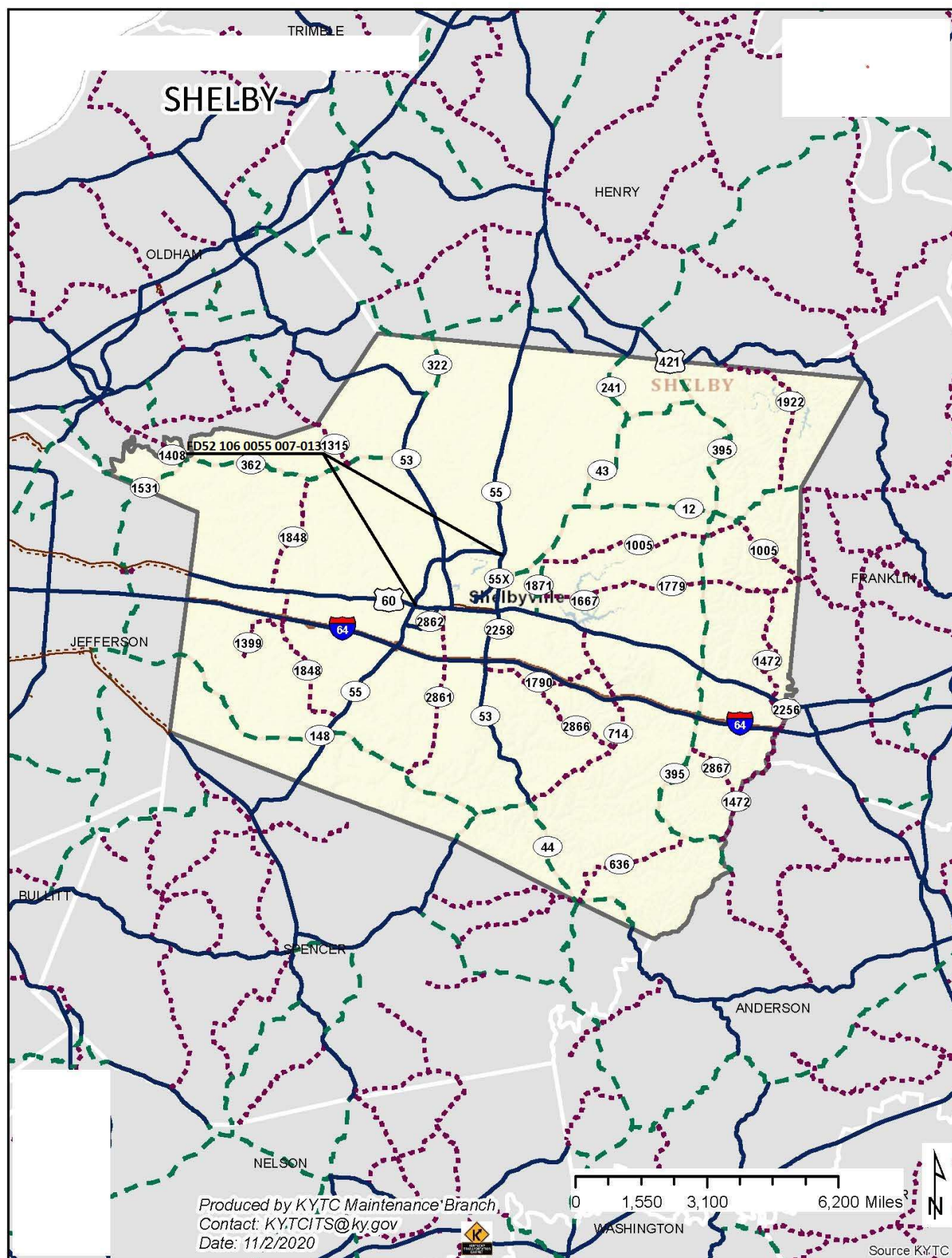
West Shelby Water District (502) 722-8944 / (502) 379-2703

Windstream – James Galvin - James.Galvin@windstream.com – (270) 748-9249

Verizon – Jeff Tucker - jeffrey.tucker@verizon.com – (502) 830-1827







MATERIAL SUMMARY

CONTRACT ID: 252316

121GR25P077 - FD52

MP03701272501

OWENTON ROAD (US 127) BEGIN 0.246 MILES NORTH OF COVE SPRING ROAD EXTENDING NORTH TO 100 FEET NORTH OF KY 1900 JPC PAVEMENT REPAIRS, A DISTANCE OF .45 MILES.

Project Line No	Bid Code	DESCRIPTION	Quantity	Unit
0005	00001	DGA BASE	500.00	TON
0010	02014	BARRICADE-TYPE III	5.00	EACH
0015	02058	REMOVE PCC PAVEMENT	4,231.00	SQYD
0020	02069	JPC PAVEMENT-10 IN	4,231.00	SQYD
0025	02115	SAW-CLEAN-RESEAL TVERSE JOINT	1,800.00	LF
0030	02116	SAW-CLEAN-RESEAL LONGIT JOINT	9,600.00	LF
0035	02562	TEMPORARY SIGNS	500.00	SQFT
0040	02650	MAINTAIN & CONTROL TRAFFIC - (US 127)	1.00	LS
0045	02671	PORTABLE CHANGEABLE MESSAGE SIGN	3.00	EACH
0050	02775	ARROW PANEL	1.00	EACH
0055	23265ES717	PAVE MARK TY 1 TAPE STOP BAR-24 IN	20.00	LF
0060	23270ES717	PAVE MARK TY 1 TAPE-CURV ARROW	5.00	EACH
0065	23871EC	PAVE STRIPE-WET REF TAPE-6 IN Y	3,700.00	LF
0070	23872EC	PAVE STRIPE-WET REF TAPE-6 IN W	2,200.00	LF
0075	26248EC	ELECTRONIC DELIVERY MGMT SYSTEM - AGG - (US 127)	1.00	LS
0080	02569	DEMOBILIZATION	1.00	LS

CONTRACT ID: 252316

121GR25P077 - FD52

MP10600552501

FREEDOMS WAY (KY 55) BEGIN AT US 60 EXTENDING NORTH TO KY 55X JPC PAVEMENT REPAIRS, A DISTANCE OF 4.5 MILES.

Project Line No	Bid Code	DESCRIPTION	Quantity	Unit
0085	00001	DGA BASE	850.00	TON
0090	02058	REMOVE PCC PAVEMENT	4,666.00	SQYD
0095	02069	JPC PAVEMENT-10 IN	4,666.00	SQYD
0100	02115	SAW-CLEAN-RESEAL TVERSE JOINT	23,000.00	LF
0105	02116	SAW-CLEAN-RESEAL LONGIT JOINT	145,000.00	LF
0110	02220	FLOWABLE FILL	280.00	CUYD
0115	02562	TEMPORARY SIGNS	270.00	SQFT
0120	02650	MAINTAIN & CONTROL TRAFFIC - (KY 55)	1.00	LS
0125	02671	PORTABLE CHANGEABLE MESSAGE SIGN	2.00	EACH
0130	02775	ARROW PANEL	2.00	EACH
0135	06511	PAVE STRIPING-TEMP PAINT-6 IN	10,000.00	LF
0140	06515	PAVE STRIPING-PERM PAINT-6 IN	30,000.00	LF
0145	26248EC	ELECTRONIC DELIVERY MGMT SYSTEM - AGG - (KY 55)	1.00	LS
0150	02569	DEMOBILIZATION	1.00	LS

Full Depth Repair Summary

MP	Lane Length	SY	Width
11.4707	1,081	1,622	13.5
11.6756	350	992	25.5
11.724	63	635	91.5
11.2946	35	53	13.5
11.5829	80	120	13.5
11.7417	540	810	13.5
		4,231	SY

Intersection @ KY 1900

\*Locations are approximate and will be marked at the time of construction by the Project Engineer

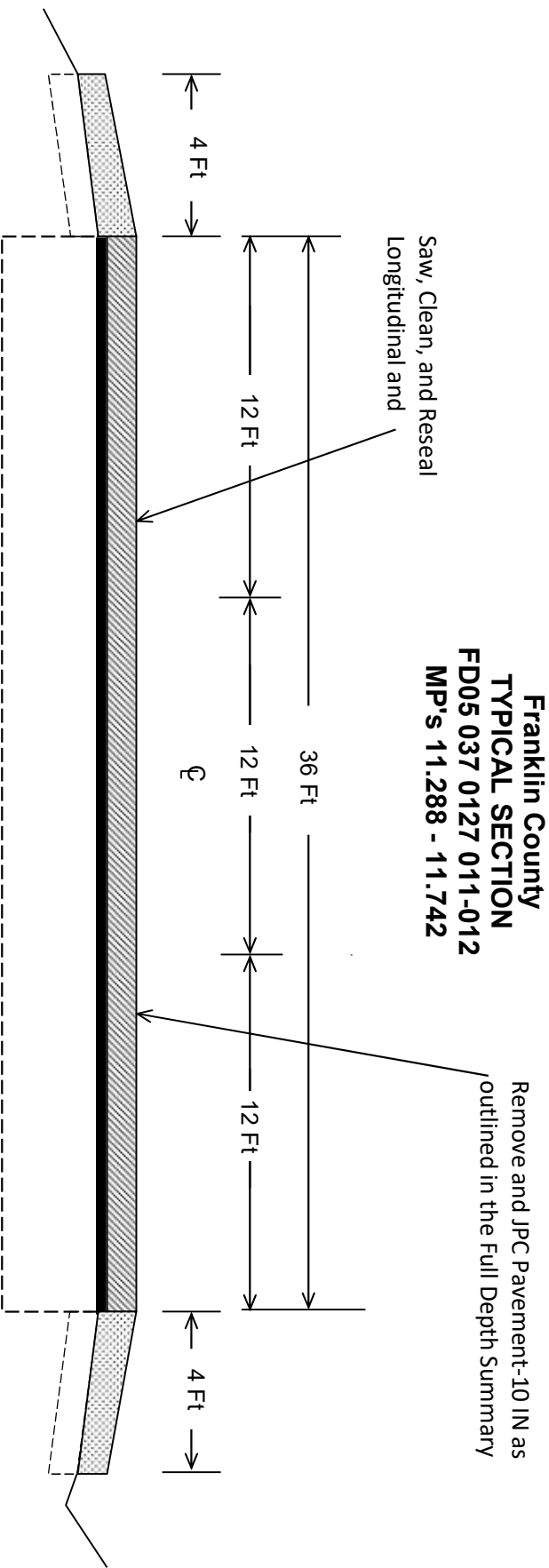
Full Depth Repair Summary

	NB Right	NB Left	Median	SB Left	SB Right
MP	Lane 1	Lane 2	Line 3	Lane 4	Lane 5
7.935					77
8.087	60	60	60	60	60
8.588					51
8.921				268	268
8.95	119	119	119		
9.02	122	122	122	122	122
9.136				710	
11.13					95
11.132	87	87			
11.148				40	
11.2	50	50		146	146
Length	438	438	301	1,346	819
Width	12	12	14	12	12
SY	584	645	468	1,877	1,092
	Adding 4 Foot Inside Shoulder				

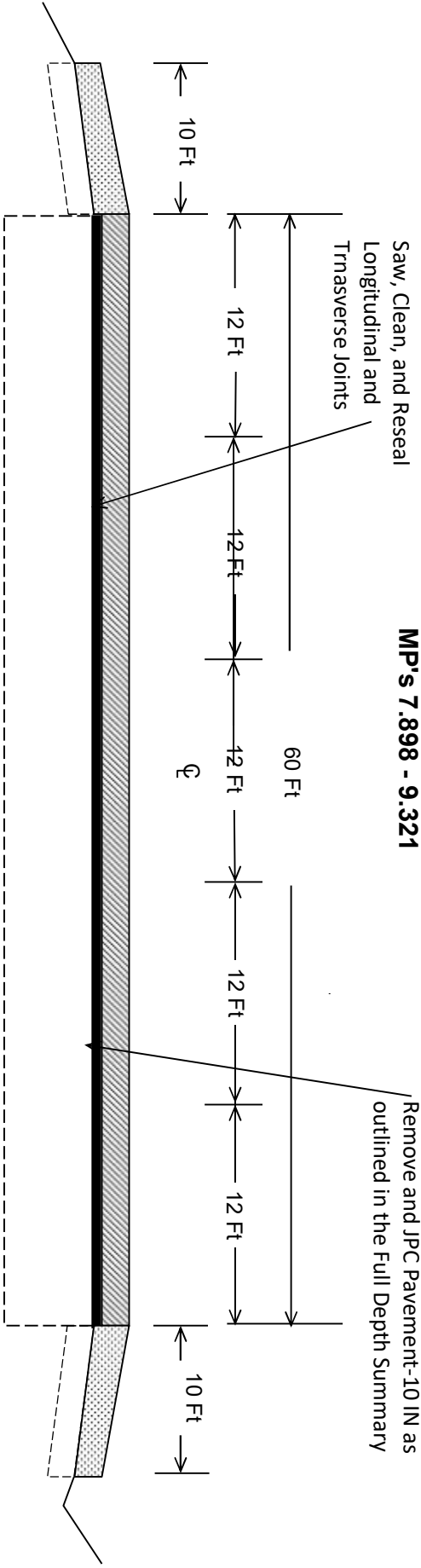
Total SY	4,666
----------	-------

	CY	RR Bridge Ends	CC Bridge Ends
Flowable Fill	280	200	80

\*Locations are approximate and will be marked at the time of construction by the Project Engineer



**Shelby County**  
**TYPICAL SECTION**  
**FD52 106 0055 007-013**  
**MP's 7.898 - 9.321**





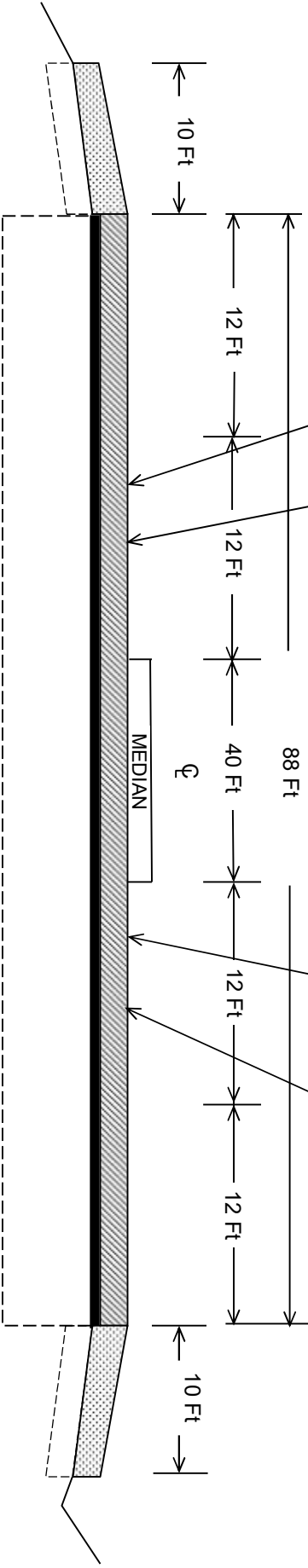
Remove and JPC Pavement-10 IN as  
outlined in the Full Depth Summary

**Shelby County**  
**TYPICAL SECTION**  
**FD52 106 0055 007-013**  
**MP's 9.321 - 12.400**

Remove and JPC Pavement-10 IN as  
outlined in the Full Depth Summary

Saw, Clean, and Reseal  
Longitudinal and  
Trnasverse Joints

Saw, Clean, and Reseal  
Longitudinal and  
Trnasverse Joints



BRIDGE DETAIL FOR PAVING PROJECT



W = bridge width curb to curb  
T = thickness of existing asphalt overlay  
L = length of bridge  
L<sub>1</sub> & L<sub>2</sub> = length of approach pavement to be removed  
T<sub>R</sub> = thickness to be removed and replaced on bridge  
P<sub>R</sub> = thickness to be removed and replaced on pavement  
Note: L<sub>1</sub> & L<sub>2</sub> lengths shall be determined by using a transition rate of 100 ft/in of thickness

Route	Bridge No.	MP	W (ft)	T (in)	L <sub>1</sub> (ft)	L <sub>2</sub> (ft)	T <sub>R</sub> (in)	L (ft)	P <sub>R</sub> (in)
KY 55	B00101N	8.326	80.00		0.000	0.000	0.000	29.000	0.000
KY 55	B00102N	8.996	80.00		0.000	0.000	0.000	256.000	0.000
KY 55	B00103R	11.174	40.00		0.000	0.000	0.000	270.000	0.000
KY 55	B00103L	11.174	40.00		0.000	0.000	0.000	270.000	0.000

## **PART II**

### **SPECIFICATIONS AND STANDARD DRAWINGS**

### **STANDARD SPECIFICATIONS**

Any reference in the plans or proposal to previous editions of the *Standard Specifications for Road and Bridge Construction* and *Standard Drawings* are superseded by *Standard Specifications for Road and Bridge Construction, Edition of 2019* and *Standard Drawings, Edition of 2020*.

### **SUPPLEMENTAL SPECIFICATIONS**

The contractor shall use the Supplemental Specifications that are effective at the time of letting. The Supplemental Specifications can be found at the following link:  
<http://transportation.ky.gov/Construction/Pages/Kentucky-Standard-Specifications.aspx>

11J

## **SPECIAL NOTE FOR FULL DEPTH CONCRETE PAVEMENT REPAIR**

This Special Note applies to full depth repairs of concrete pavement. Section references herein are to the Department's Standard Specifications for Road and Bridge Construction, current edition.

**1.0 DESCRIPTION.** Remove and replace concrete pavement. Comply with the applicable Standard Drawings and the Standard Specifications except as specifically superseded herein.

### **2.0 MATERIALS AND EQUIPMENT.**

**2.1 JPC Pavement.** Test concrete materials according to section 601.03.03. Conform to 501, 502, and 601 except that the concrete must achieve 3000 psi in accordance with Section 4.4 of this note. The Engineer may allow pavement to be opened to traffic at less than 3,000 psi subject to the deductions described in Section 4.4 of this note.

**2.2 Dowel Bars and Sleeves.** Conform to 811.

**2.3 Tie Bars.** Conform to Section 811. Use epoxy coated tie bars in longitudinal and transverse joints.

**2.4 Joint Sealants.** Use hot-pour elastic sealant only

**2.5 Grout Adhesives and Epoxy Resin Systems.** Conform to Section 826.

**2.6 Dense Graded Aggregate (DGA) and Crushed Stone Base (CSB).** Conform to Section 805.

**2.7 Geotextile Fabric.** Conform to Section 843.

**2.8 Drills.** Drill holes using a gang drill, capable of drilling a minimum of four simultaneously. Misalignment of holes shall not exceed 1/4 inch in the vertical or oblique plane.

**2.9 Hammers.** Only use chisel point hammers weighing less than 40 pounds to remove deteriorated concrete.

### **3.0 CONSTRUCTION.**

**3.1 Removal of Existing Pavement.** Remove existing pavement to the extent the Contract specifies or as the Engineer directs. The minimum length of patches measured along centerline is 3 feet on each side of an existing joint.

When working with pavements with non-skewed transverse joints, if it is necessary to remove existing pavement closer than 6 feet to a transverse joint, remove the pavement 3 feet beyond that joint .

When working with pavements with skewed transverse joints, if it is necessary to remove existing pavement closer than 3 feet to a transverse joint, remove the pavement 3 feet beyond that joint.

Details of configurations of pavement and joints for various situations are depicted in the drawings herein.

11J

When small areas of removal and replacement are performed at bridge ends, maintain or reconstruct existing expansion joints at their existing location. When the Engineer determines extensive full width removal and replacement is required, construct new expansion joints at the locations shown on Standard Drawing No. RPN-010.

In the removal operation, make a full depth saw cut longitudinally along the centerline joint and shoulder joint and transversely along the area marked for removal. To prevent damage to the subbase, do not allow the saw to penetrate more than ½" into the subbase. The Engineer may direct or approve additional cuts within the removal area for ease of removal of the damaged slab and to prevent damage to adjacent pavement to remain in place. Do not overcut beyond the limits of the removal area. Prevent saw slurry from entering existing joints and cracks. To avoid pumping and erosion beneath the slab, do not allow traffic on sawed pavement for more than 48 hours before beginning removal procedures, unless directed by the Engineer.

Lift out the deteriorated concrete vertically with lift pins. If approved by the Engineer, use other methods that do not damage the base, shoulder, or sides of pavement that is to be left in place. If any damage does occur, repair as the Engineer directs and use an acceptable alternative method for the removal process. Do not damage the pavement base during these operations.

**3.2 Pavement Replacement.** Do not damage the pavement base during these operations.

**3.2.1 Preparation of Base.** Compact the new and existing aggregate base to the Engineer's satisfaction. The Engineer will accept compaction by either visual inspection or by nuclear gauge. When the Engineer deems it necessary to stabilize the existing base or replace unsuitable materials, excluding bridge ends, use 12 inches of geotextile fabric wrapped No. 2 aggregate topped with 4 inches of DGA or CSB. Use Category 2. Flowable fill and cement stabilization may be used as an alternative to stabilize the existing base or to replace unsuitable materials when a plan for such is presented to and approved by the Engineer. The Engineer may also direct using only DGA or CSB to correct base deficiencies. At bridge ends, treat existing base and subgrade as the Contract specifies. During compaction, wet the base as the Engineer directs. Compact areas not accessible to compaction equipment by hand tamping.

**3.2.2 Underdrains.** Construct, or repair damage to, pavement edge drains according to Section 704. If underdrains are placed omitting areas to be patched, construct additional lateral drains as necessary to provide outlets for the installed underdrain until performing the pavement replacement and completing the underdrain system. Provide drainage for any undercut or base repair areas.

**3.2.3 Pavement Replacement.** Using load transfer assemblies for dowel joints drill into the existing slab according to the details shown herein and on the Standard Drawings.

Use plain epoxy coated dowels of the size specified on the standard drawings based on the pavement thickness for contraction and expansion joints.

Drill holes for dowel bars and tie bars into the face of the existing slab, at a diameter as specified in the following. Drill the dowel bar holes and tie bar

11J

holes to a depth equal to 1/2 the length of the bars. Anchor tie bars into the existing pavement using an epoxy resin. Anchor dowel bars into the existing pavement using either an epoxy resin or an adhesive grout. For tie bars and dowel bars where an epoxy resin is to be used drill the holes 1/8 inch larger than the bar diameter. For dowel bars where an adhesive grout product is to be used, drill holes 1/4 inch larger than the bar diameter. Use a clear or opaque grout retention disk in both grout and epoxy applications. Operate the equipment to prevent damage to the pavement being drilled. Obtain the Engineer's approval of the drilling procedure. Install load transfer assemblies according to the Standard Drawings and Standard Specifications.

When indicated herein or in the Standard Drawings, use 1 inch deformed tie bars, 18 inches long on 30-inch centers and starting and ending 20 inches inside the edges of the repair area in the longitudinal joint. Use 1 inch deformed tie bars, or plain epoxy coated dowel bars sized in accordance with the Standard Drawings, 18 inches long beginning 12 inches inside of each edge and on 12-inch centers in transverse construction joints.

Install the dowels and tie bars according to Section 511 unless contradicted here. Ensure the holes are dry and free of dust and debris. Use a nozzle to insert the grout or epoxy starting at the back of the drilled hole to allow for full coating of the dowel or tie bar. After placement, use a bond breaker on the section of the dowel bar that is protruding from the hole.

Mix, place, finish, and cure concrete according to Section 501 with the exception that the Department will allow truck mixing, 2-bag mixers, and hand finishing.

When required, use a form on the side of the slab at longitudinal joints. When the adjacent traffic lane is not closed to traffic or the drop-off is not protected, temporarily fill the space between the form and the adjacent pavement with DGA. After placing the slab, remove the DGA and form. Fill the hole with concrete and thoroughly consolidate by rodding, spading, and sufficient vibration to form a dense homogeneous mass. Use a form on the side of the slab adjacent to shoulders. Excavate and backfill as shown on Section F'-F'.

For patches less than 25 feet in length, use a bond breaker and do not install tie bars at the longitudinal joint. Bond breakers should not exceed 1/8 inch in thickness, e.g. tar paper.

When resurfacing is required, a float finish is satisfactory. Otherwise, broom finish or, when the adjacent surface has a grooved finish, texture the surface according to Subsection 501.03.13 H). Finish the surface, including joints, to meet a surface tolerance of 1/8 inch in 10 feet that will be verified by straightedge. Cure the pavement and apply curing membranes according to 501.03.15.

Keep all pavement surfaces adjacent to this operation reasonably clean of excess grout and other materials at all times. Maintain all original longitudinal joints. Place transverse joints according to the details shown herein and on the Standard Drawings.

**3.3 Joint Sealing.** Seal all new or partially new joints with hot-poured elastic joint sealant only according to Subsection 501.03.18.

#### **4.0 MEASUREMENT.**

**4.1 Remove JPC Pavement.** The Department will measure the quantity in square yards of surface area. The Department will not measure removal of

11J

underlying base material for payment and will consider it incidental to Remove JPC Pavement.

**4.2 DGA or CSB.** The Department will measure the quantity used to stabilize the existing base or to replace unsuitable material in tons. The Department will not measure removal of existing base material or underlying material for payment and will consider incidental to DGA or CSB. The quantity of DGA used for the drop-off protection shall be incidental to this work and will not be measured for payment.

**4.3 JPC Pavement Non-Reinforced.** The Department will measure according to 501.04.01. The Department will not measure dowels, tie bars, or joint sealing for payment and will consider it incidental to Non-Reinforced JPC Pavement.

JPC Pavement will be paid according to section 5.0 below and according to the following payment schedule based on the compressive strength. The cylinders for payment will be tested two hours prior the scheduled opening of traffic.

3000 psi and up	100% payment
2750 to 3000 psi	75% payment and approval from the Engineer to open to traffic*
2500 to 2750 psi	50% payment and approval from the Engineer to open to traffic*
2250 to 2500 psi	25% payment and approval from the Engineer to open to traffic*
Below 2250 psi	10% payment and no potential to open to traffic. Maintain traffic closure until concrete reaches a minimum of 2250 psi.

\*If the Engineer approves opening to traffic, the Engineer will evaluate the concrete at 28 days (or sooner) to determine if the removal and replacement of the concrete is necessary due to pavement distress induced by the early opening (i.e. noticeable cracking). If required by the Engineer, remove and replace those slabs showing distress at no cost to the Department.

**4.4 Underdrains.** The Department will measure the quantity according to Subsection 704.04. The Department will not measure lateral drains for payment and will consider them incidental to the Underdrains.

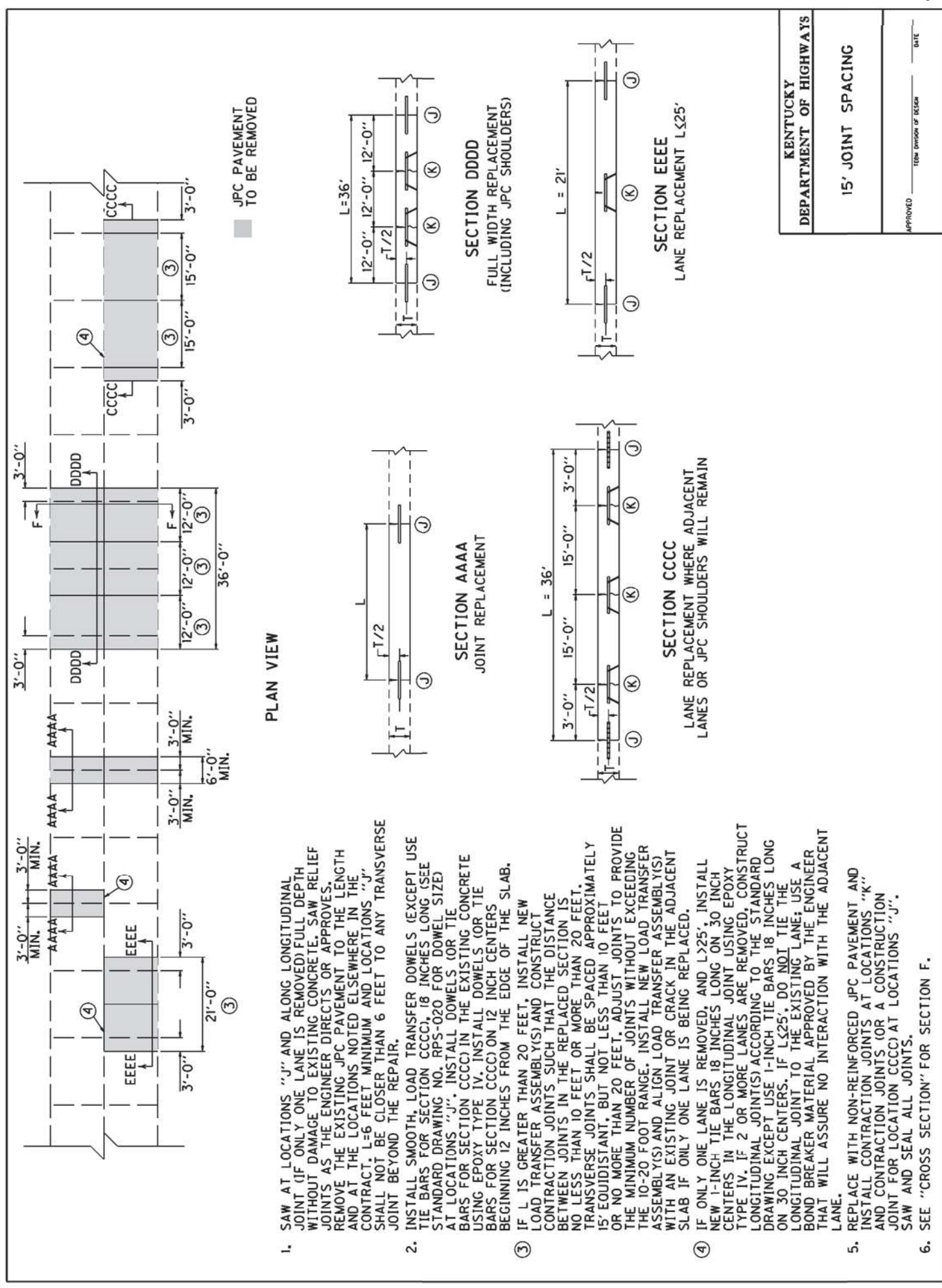
**5.0 PAYMENT.** The Department will make payment for the completed and accepted quantities under the following:

<u>Code</u>	<u>Pay Item</u>	<u>Pay Unit</u>
----	Remove JPC Pavement	Square Yard
00001	DGA Base	Ton
00003	Crushed Stone Base	Ton
02069-02071, 02073, 02075, 02084, 02086, 02088	JPC Pavement Non-Reinforced, thickness	See Subsection 501.05
01000	Perforated Pipe, 4-inch	Linear Foot
02598, 02599	Fabric-Geotextile, Type	Square Yard

The Department will consider payment as full compensation for all work required in this provision.

June 15, 2012

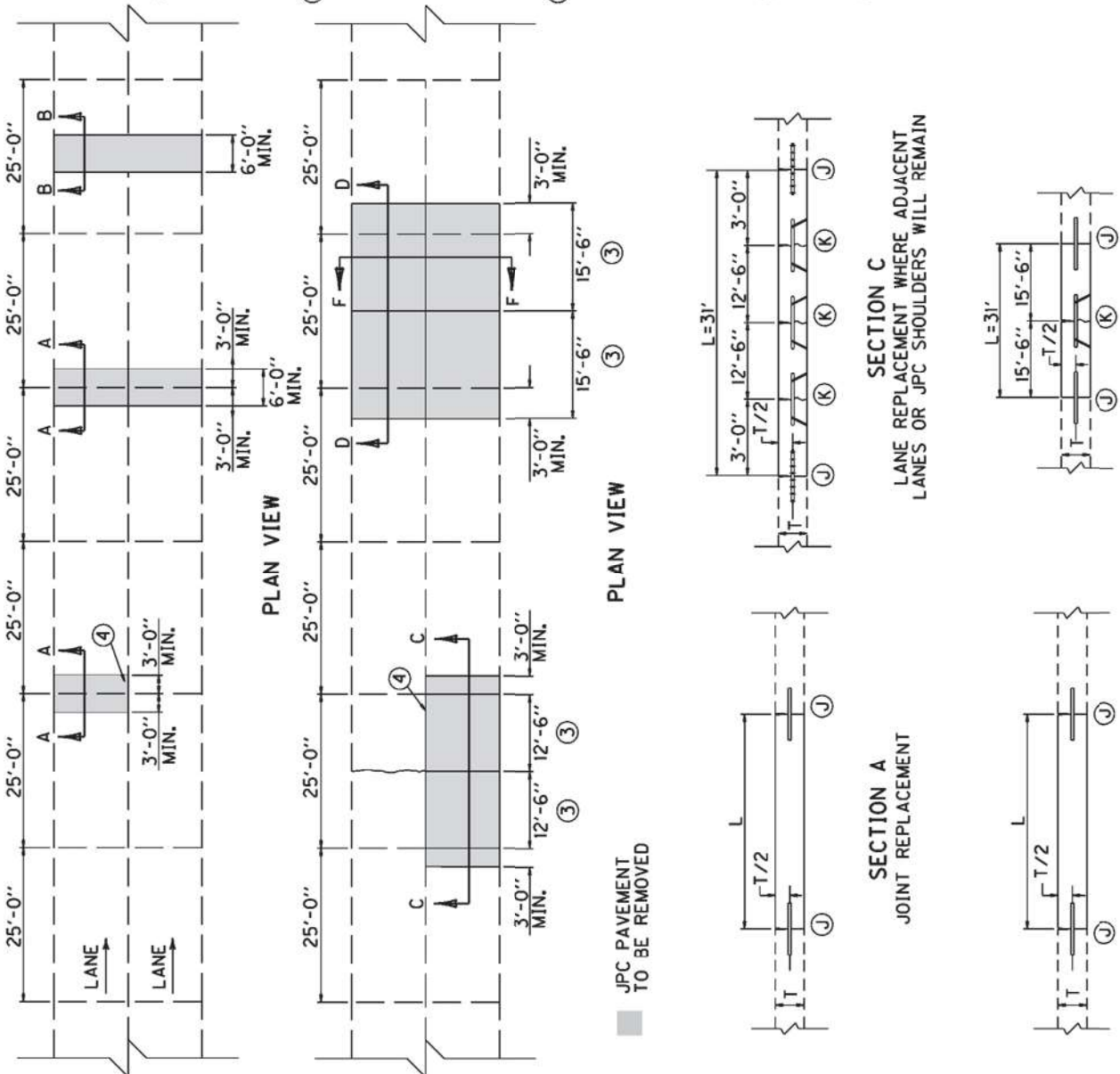




KENTUCKY DEPARTMENT OF HIGHWAYS
15' JOINT SPACING
APPROVED _____ DATE _____ TECHNICAL DIVISION OF DESIGN

1. SAW AT LOCATIONS "J" AND ALONG LONGITUDINAL JOINT (IF ONLY ONE LANE IS REMOVED) FULL DEPTH WITHOUT DAMAGE TO EXISTING CONCRETE. SAW RELIEF JOINTS AS THE ENGINEER DIRECTS OR APPROVES. REMOVE THE EXISTING JPC PAVEMENT TO THE LENGTH AND AT THE LOCATIONS NOTED ELSEWHERE IN THE CONTRACT. L=6 FEET MINIMUM AND LOCATIONS "J" SHALL NOT BE CLOSER THAN 6 FEET TO ANY TRANSVERSE JOINT BEYOND THE REPAIR.
2. INSTALL SMOOTH, LOAD TRANSFER DOWELS (EXCEPT USE TIE BARS FOR SECTION CCCC), 18 INCHES LONG (SEE STANDARD DRAWING NO. RPS-020 FOR DOWEL SIZE) AT LOCATIONS "J". INSTALL DOWELS (OR TIE BARS FOR SECTION CCCC) IN THE EXISTING CONCRETE USING EPOXY TYPE IV. INSTALL DOWELS (OR TIE BARS FOR SECTION CCCC) ON 12 INCH CENTERS BEGINNING 12 INCHES FROM THE EDGE OF THE SLAB.
3. IF L IS GREATER THAN 20 FEET, INSTALL NEW LOAD TRANSFER ASSEMBLY(S) AND CONSTRUCT CONTRACTION JOINTS SUCH THAT THE DISTANCE BETWEEN JOINTS IN THE REPLACED SECTION IS NO LESS THAN 10 FEET OR MORE THAN 20 FEET. TRANSVERSE JOINTS SHALL BE SPACED APPROXIMATELY 15' EQUIDISTANT, BUT NOT LESS THAN 10 FEET OR NO MORE THAN 20 FEET. ADJUST JOINTS TO PROVIDE THE MINIMUM NUMBER OF JOINTS WITHOUT EXCEEDING THE 10-20 FOOT RANGE. INSTALL NEW LOAD TRANSFER ASSEMBLY(S) AND ALIGN LOAD TRANSFER ASSEMBLY(S) WITH AN EXISTING JOINT OR CRACK IN THE ADJACENT SLAB IF ONLY ONE LANE IS BEING REPLACED.
4. IF ONLY ONE LANE IS REMOVED, AND L>25', INSTALL NEW 1-INCH TIE BARS 18 INCHES LONG ON 30 INCH CENTERS IN THE LONGITUDINAL JOINT USING EPOXY TYPE IV. IF 2 OR MORE LANES ARE REMOVED, CONSTRUCT LONGITUDINAL JOINT(S) ACCORDING TO THE STANDARD DRAWING EXCEPT USE 1-INCH TIE BARS 18 INCHES LONG ON 30 INCH CENTERS. IF L&25', DO NOT TIE THE LONGITUDINAL JOINT TO THE EXISTING LANE; USE A BOND BREAKER MATERIAL APPROVED BY THE ENGINEER THAT WILL ASSURE NO INTERACTION WITH THE ADJACENT LANE.
5. REPLACE WITH NON-REINFORCED JPC PAVEMENT AND INSTALL CONTRACTION JOINTS AT LOCATIONS "K" AND CONTRACTION JOINTS (OR A CONSTRUCTION JOINT FOR LOCATION CCCC) AT LOCATIONS "J". SAW AND SEAL ALL JOINTS.
6. SEE "CROSS SECTION" FOR SECTION F.

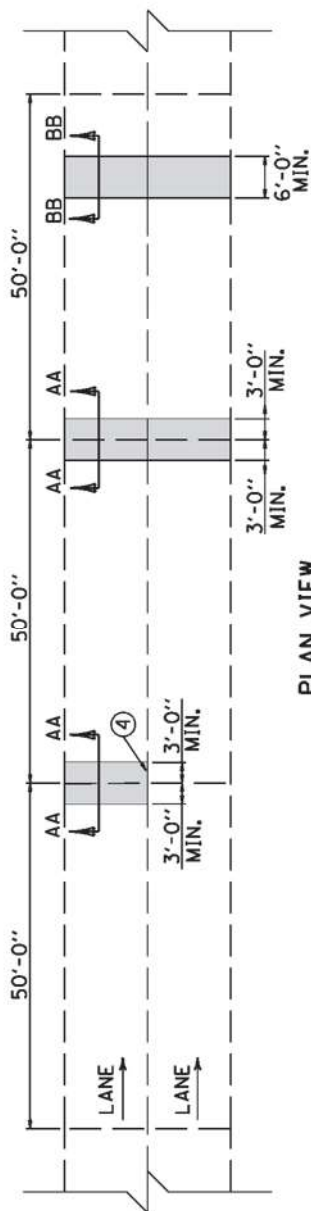
1. SAW AT LOCATIONS "J" AND ALONG LONGITUDINAL JOINT (IF ONLY ONE LANE IS REMOVED) FULL DEPTH WITHOUT DAMAGE TO EXISTING CONCRETE. SAW RELIEF JOINTS AS THE ENGINEER DIRECTS OR APPROVES. REMOVE THE EXISTING JPC PAVEMENT TO THE LENGTH AND AT THE LOCATIONS NOTED ELSEWHERE IN THE CONTRACT. L=6 FEET MINIMUM AND LOCATIONS "J" SHALL NOT BE CLOSER THAN 6 FEET TO ANY TRANSVERSE JOINT BEYOND THE REPAIR.
2. INSTALL SMOOTH, LOAD TRANSFER DOWELS (EXCEPT USE TIE BARS FOR SECTION C), 18 INCHES LONG (SEE STANDARD DRAWING NO. RPS-020 FOR DOWEL SIZE) AT LOCATIONS "J". INSTALL DOWELS (OR TIE BARS FOR SECTION C) IN THE EXISTING CONCRETE USING EPOXY TYPE IV. INSTALL DOWELS (OR TIE BARS FOR SECTION C) ON 12 INCH CENTERS BEGINNING 12 INCHES FROM THE EDGE OF THE SLAB. IF L IS GREATER THAN 20 FEET, INSTALL NEW LOAD TRANSFER ASSEMBLY(S) AND CONSTRUCT CONTRACTION JOINTS SUCH THAT THE DISTANCE BETWEEN JOINTS IN THE REPLACED SECTION IS NO LESS THAN 10 FEET OR MORE THAN 20 FEET. TRANSVERSE JOINTS SHALL BE SPACED APPROXIMATELY 15' EQUIDISTANT, BUT NOT LESS THAN 10 FEET OR NO MORE THAN 20 FEET. ADJUST JOINTS TO PROVIDE THE MINIMUM NUMBER OF JOINTS WITHOUT EXCEEDING THE 10-20 FOOT RANGE. INSTALL NEW LOAD TRANSFER ASSEMBLY(S) AND ALIGN LOAD TRANSFER ASSEMBLY(S) WITH AN EXISTING JOINT OR CRACK IN THE ADJACENT SLAB IF ONLY ONE LANE IS BEING REPLACED.
3. IF ONLY ONE LANE IS REMOVED, AND L>25', INSTALL NEW 1-INCH TIE BARS 18 INCHES LONG ON 30 INCH CENTERS IN THE LONGITUDINAL JOINT USING EPOXY TYPE IV. IF 2 OR MORE LANES ARE REMOVED, CONSTRUCT LONGITUDINAL JOINT(S) ACCORDING TO THE STANDARD DRAWING EXCEPT USE 1-INCH TIE BARS 18 INCHES LONG ON 30 INCH CENTERS. IF L<25', DO NOT TIE THE LONGITUDINAL JOINT TO THE EXISTING LANE; USE A BOND BREAKER MATERIAL APPROVED BY THE ENGINEER THAT WILL ASSURE NO INTERACTION WITH THE ADJACENT LANE.
4. REPLACE WITH NON-REINFORCED JPC PAVEMENT AND INSTALL CONTRACTION JOINTS AT LOCATIONS "K" AND CONTRACTION JOINTS (OR A CONSTRUCTION JOINT FOR LOCATION C) AT LOCATIONS "J". SAW AND SEAL ALL JOINTS.
6. SEE "CROSS SECTION" FOR SECTION F.



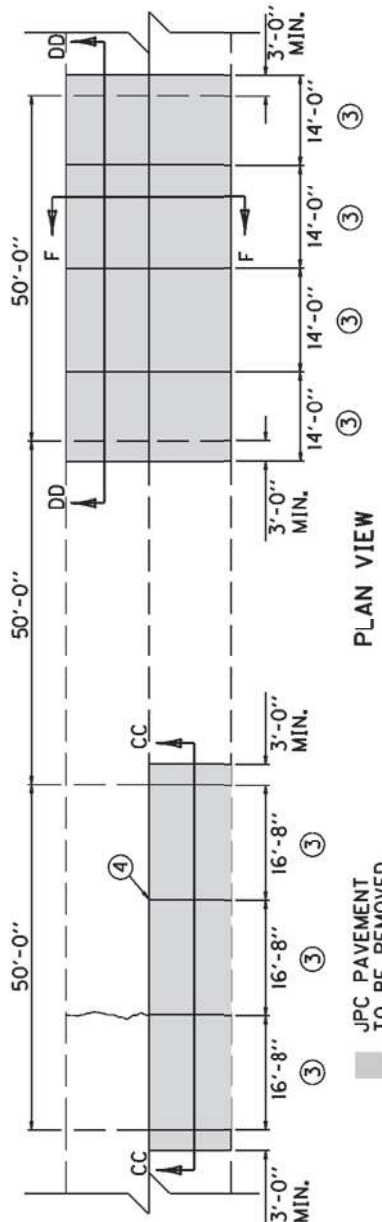
KENTUCKY DEPARTMENT OF HIGHWAYS
25' JOINT SPACING
APPROVED _____ DATE _____ TECHNICAL ENGINEER



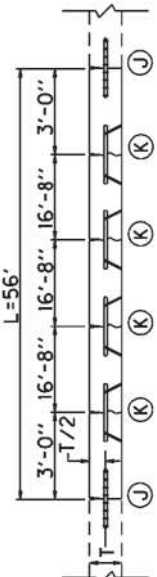
1. SAW AT LOCATIONS "J" AND ALONG LONGITUDINAL JOINT (IF ONLY ONE LANE IS REMOVED) FULL DEPTH WITHOUT DAMAGE TO EXISTING CONCRETE. SAW RELIEF JOINTS AS THE ENGINEER DIRECTS OR APPROVES. REMOVE THE EXISTING JPC PAVEMENT TO THE LENGTH AND AT THE LOCATIONS NOTED ELSEWHERE IN THE CONTRACT. L=6 FEET MINIMUM AND LOCATIONS "J" SHALL NOT BE CLOSER THAN 6 FEET TO ANY TRANSVERSE JOINT BEYOND THE REPAIR.
2. INSTALL SMOOTH, LOAD TRANSFER DOWELS (EXCEPT USE TIE BARS FOR SECTION CC, 18 INCHES LONG (SEE STANDARD DRAWING NO. RPS-020 FOR DOWEL SIZE) AT LOCATIONS "J". INSTALL DOWELS (OR TIE BARS FOR SECTION CC) IN THE EXISTING CONCRETE USING EPOXY TYPE IV. INSTALL DOWELS (OR TIE BARS FOR SECTION CC) ON 12 INCH CENTERS BEGINNING 12 INCHES FROM THE EDGE OF THE SLAB.
3. IF L IS GREATER THAN 20 FEET, INSTALL NEW LOAD TRANSFER ASSEMBLY(S) AND CONSTRUCT CONTRACTION JOINTS SUCH THAT THE DISTANCE BETWEEN JOINTS IN THE REPLACED SECTION IS NO LESS THAN 10 FEET OR MORE THAN 20 FEET. TRANSVERSE JOINTS SHALL BE SPACED APPROXIMATELY 15' EQUIDISTANT, BUT NOT LESS THAN 10 FEET OR NO MORE THAN 20 FEET. ADJUST JOINTS TO PROVIDE THE MINIMUM NUMBER OF JOINTS WITHOUT EXCEEDING THE 10-20 FOOT RANGE. INSTALL NEW LOAD TRANSFER ASSEMBLY(S) AND ALIGN LOAD TRANSFER ASSEMBLY(S) WITH AN EXISTING JOINT OR CRACK IN THE ADJACENT SLAB IF ONLY ONE LANE IS BEING REPLACED.
4. IF ONLY ONE LANE IS REMOVED, AND L>25', INSTALL NEW 1-INCH TIE BARS 18 INCHES LONG ON 30 INCH CENTERS IN THE LONGITUDINAL JOINT USING EPOXY TYPE IV. IF 2 OR MORE LANES ARE REMOVED, CONSTRUCT LONGITUDINAL JOINT(S) ACCORDING TO THE STANDARD DRAWING EXCEPT USE 1-INCH TIE BARS 18 INCHES LONG ON 30 INCH CENTERS. IF L<25', DO NOT TIE THE LONGITUDINAL JOINT TO THE EXISTING LANE; USE A BOND BREAKER MATERIAL APPROVED BY THE ENGINEER THAT WILL ASSURE NO INTERACTION WITH THE ADJACENT LANE.
5. REPLACE WITH NON-REINFORCED JPC PAVEMENT AND INSTALL CONTRACTION JOINTS AT LOCATIONS "K" AND CONTRACTION JOINTS FOR A CONSTRUCTION JOINT FOR LOCATION CC AT LOCATIONS "J". SAW AND SEAL ALL JOINTS.
6. SEE "CROSS SECTION" FOR SECTION F.



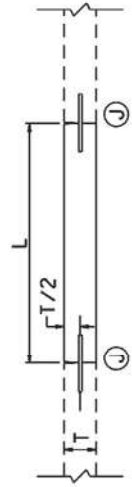
PLAN VIEW



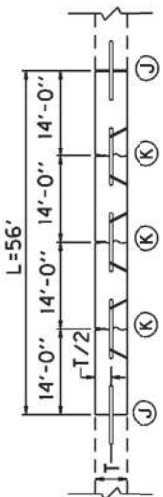
PLAN VIEW



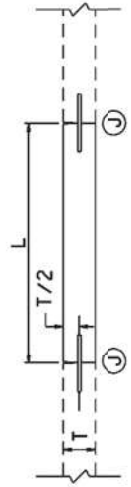
SECTION CC  
LANE REPLACEMENT WHERE ADJACENT LANES OR JPC SHOULDERS WILL REMAIN



SECTION AA  
JOINT REPLACEMENT



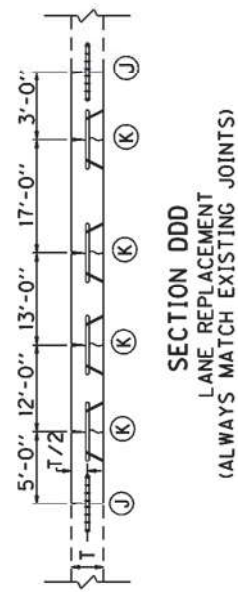
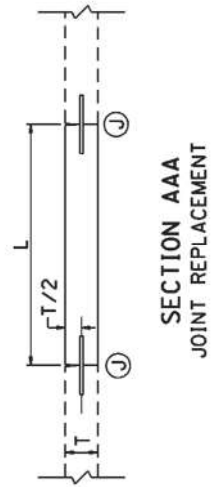
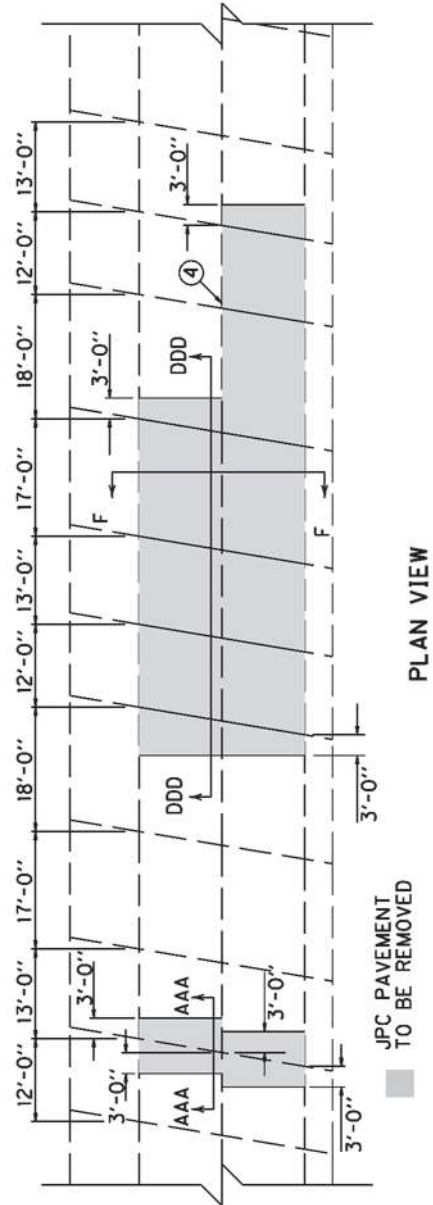
SECTION DD  
FULL WIDTH REPLACEMENT  
(INCLUDING JPC SHOULDERS)



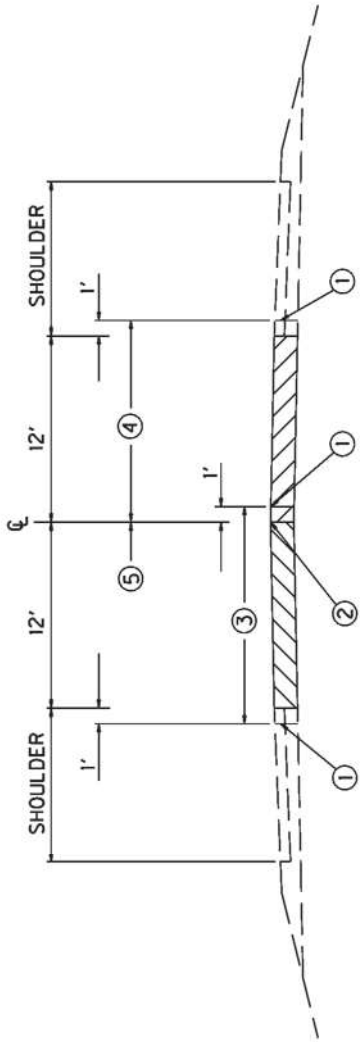
SECTION BB  
MID-SLAB REPLACEMENT

KENTUCKY DEPARTMENT OF HIGHWAYS
50' JOINT SPACING
SUBMITTED: _____ TEAM DIVISION OF DESIGN _____ DATE _____

1. SAW AT LOCATIONS "J" AND ALONG LONGITUDINAL JOINT (IF ONLY ONE LANE IS REMOVED) FULL DEPTH WITHOUT DAMAGE TO EXISTING CONCRETE. SAW RELIEF JOINTS AS THE ENGINEER DIRECTS OR APPROVES. REMOVE THE EXISTING JPC PAVEMENT TO THE LENGTH AND AT THE LOCATIONS NOTED ELSEWHERE IN THE CONTRACT. L=6 FEET MINIMUM AND LOCATIONS "J" SHALL NOT BE CLOSER THAN 6 FEET TO ANY TRANSVERSE JOINT BEYOND THE REPAIR.
2. INSTALL SMOOTH, LOAD TRANSFER DOWELS (EXCEPT USE TIE BARS FOR SECTION DDD), 18 INCHES LONG (SEE STANDARD DRAWING NO. RPS-020 FOR DOWEL SIZE) AT LOCATIONS "J". INSTALL DOWELS (OR TIE BARS FOR SECTION DDD) IN THE EXISTING CONCRETE USING EPOXY TYPE IV. INSTALL DOWELS (OR TIE BARS FOR SECTION DDD) ON 12 INCH CENTERS BEGINNING 12 INCHES FROM THE EDGE OF THE SLAB. IF L IS GREATER THAN 20 FEET, INSTALL NEW LOAD TRANSFER ASSEMBLY(S) AND MATCH EXISTING JOINTS. INSTALL NEW LOAD TRANSFER ASSEMBLY(S) AND ALIGN LOAD TRANSFER ASSEMBLY(S) WITH EXISTING JOINTS IN ADJACENT SLABS.
3. IF ONLY ONE LANE IS REMOVED, AND L>25', INSTALL NEW 1-INCH TIE BARS 18 INCHES LONG ON 30 INCH CENTERS IN THE LONGITUDINAL JOINT USING EPOXY TYPE IV. IF 2 OR MORE LANES ARE REMOVED, CONSTRUCT LONGITUDINAL JOINT(S) ACCORDING TO THE STANDARD DRAWING EXCEPT USE 1-INCH TIE BARS 18 INCHES LONG ON 30 INCH CENTERS. IF L<25', DO NOT TIE THE LONGITUDINAL JOINT TO THE EXISTING LANE; USE A BOND BREAKER MATERIAL APPROVED BY THE ENGINEER THAT WILL ASSURE NO INTERACTION WITH THE ADJACENT LANE.
4. REPLACE WITH NON-REINFORCED JPC PAVEMENT AND INSTALL CONTRACTION JOINTS AT LOCATIONS "K" AND CONTRACTION JOINTS (OR A CONSTRUCTION JOINT FOR LOCATION DDD) AT LOCATIONS "J". SAW AND SEAL ALL JOINTS.
6. SEE "CROSS SECTION" FOR SECTION F.



KENTUCKY DEPARTMENT OF HIGHWAYS
RANDOM SKEWED
APPROVED _____ TEAM DIVISION OF DESIGN _____ DATE _____



SECTION F

- ① SAW-CUT LINE. THIS ONE FOOT IS TO ALLOW FOR A FORM AND THE REMOVAL AND REPLACEMENT SHALL BE INCIDENTAL TO THE WORK, EXCEPT NEW ASPHALT MIXTURE SHALL BE PAID DIRECT ON A TONNAGE BASIS, AND NEW JPC PAVEMENT WILL BE PAID BY THE SQUARE YARD. COMPACT THE DGA BASE BY MECHANICAL TAMPERS TO THE ENGINEER'S SATISFACTION.
- ② EXISTING LONGITUDINAL JOINT.
- ③ FIRST SLAB REMOVAL LIMITS AND REPLACE 12-FOOT LANE.
- ④ SECOND SLAB REMOVAL LIMITS AND REPLACE 12-FOOT LANE.
- ⑤ THIS ONE FOOT IS TO ALLOW FOR A FORM ON THE FIRST POUR, AND A TEMPORARY PAVEMENT IS REQUIRED. THE DEPARTMENT WILL NOT REQUIRE REMOVAL OF THIS ONE FOOT IF THE GRADE OF THE EXISTING PAVEMENT IS ADEQUATE TO ENSURE THE NEW CONCRETE CAN BE PLACED AND FINISHED TO THE SATISFACTION OF THE ENGINEER. ANY TEMPORARY PAVEMENT IS INCIDENTAL TO JPC PAVEMENT.
6. THE ABOVE DRAWING DEPICTS THE ORDER OF SLAB REMOVAL WHEN BOTH ARE TO BE REMOVED AT THE SAME LOCATION. WHEN ONLY ONE SLAB OR LANE IS TO BE REMOVED, REMOVE AND REPLACE ACCORDING TO SECTION C, CC, OR CCCC. TRAFFIC CONTROL WILL SPECIFY WHICH LANE TO REMOVE FIRST.

KENTUCKY DEPARTMENT OF HIGHWAYS	APPROVED _____ TERM DIVISION OF DESIGN	DATE _____
CROSS SECTION		

2020 KENTUCKY STANDARD DRAWINGS

---

CURVE WIDENING AND SUPERELEVATION TRANSITIONS .....	RGS-001-07
SUPERELEVATION FOR MULTILANE PAVEMENT .....	RGS-002-06
MISCELLANEOUS STANDARDS .....	RGX-001-06
APPROACHES, ENTRANCES, AND MAILBOX TURNOUT .....	RPM-110-07
LANE CLOSURE MULTI-LANE HIGHWAY CASE I .....	TTC-115-04
LANE CLOSURE MULTI-LANE HIGHWAY CASE II .....	TTC-120-04
SHOULDER CLOSURE .....	TTC-135-03
PAVEMENT CONDITION WARNING SIGNS .....	TTD-125-02
MOBILE OPERATION FOR PAINT STRIPING CASE I .....	TTS-100-02
MOBILE OPERATION FOR PAINT STRIPING CASE II .....	TTS-105-02
PAVEMENT STRIPING DETAILS FOR TWO-LANE TWO-WAY ROADWAYS .....	TPM-175
CONCRETE PAVEMENT JOINT DETAILS .....	RPS-010-11
EXPANSION AND CONTRACTION JOINT - LOAD TRANSFER ASSEMBLIES .....	RPS-020-14
CONCRETE PAVEMENT JOINTS - TYPES AND SPACING .....	RPS-030-06
CONCRETE PAVEMENT JOINTS - TYPES AND SPACING .....	RPS-031-06
CONCRETE PAVEMENT JOINTS - TYPES AND SPACING .....	RPS-032-06
CONCRETE PAVEMENT JOINTS - TYPES AND SPACING .....	RPS-033-07
CONCRETE PAVEMENT JOINTS - TYPES AND SPACING .....	RPS-034-07
CONCRETE PAVEMENT JOINTS - TYPES AND SPACING .....	RPS-035-06
CONCRETE PAVEMENT JOINTS - TYPES AND SPACING .....	RPS-036-06
CONCRETE PAVEMENT JOINTS - TYPES AND SPACING .....	RPS-037-06
CONCRETE PAVEMENT JOINTS - TYPES AND SPACING .....	RPS-038-06
CONCRETE PAVEMENT JOINTS - TYPES AND SPACING .....	RPS-039-06

## **PART III**

### **EMPLOYMENT, WAGE AND RECORD REQUIREMENTS**

**TRANSPORTATION CABINET  
DEPARTMENT OF HIGHWAYS**

**LABOR AND WAGE REQUIREMENTS  
APPLICABLE TO OTHER THAN FEDERAL-AID SYSTEM PROJECTS**

- I. Application
- II. Nondiscrimination of Employees (KRS 344)

**I. APPLICATION**

1. These contract provisions shall apply to all work performed on the contract by the contractor with his own organization and with the assistance of workmen under his immediate superintendence and to all work performed on the contract by piecework, station work or by subcontract. The contractor's organization shall be construed to include only workmen employed and paid directly by the contractor and equipment owned or rented by him, with or without operators.

2. The contractor shall insert in each of his subcontracts all of the stipulations contained in these Required Provisions and such other stipulations as may be required.

3. A breach of any of the stipulations contained in these Required Provisions may be grounds for termination of the contract.

3. If the contractor is in control of apprenticeship or other training or retraining, including on-the-job training programs, he shall not discriminate against an individual because of his race, color, religion, national origin, sex, disability or age forty (40) and over, in admission to, or employment in any program established to provide apprenticeship or other training.

4. The contractor will send to each labor union or representative of workers with which he has a collective bargaining agreement or other contract or understanding, a notice to be provided advising the said labor union or workers' representative of the contractor's commitments under this section, and shall post copies of the notice in conspicuous places available to employees and applicants for employment. The contractor will take such action with respect to any subcontract or purchase order as the administering agency may direct as a means of enforcing such provisions, including sanctions for non-compliance.

Revised: January 25, 2017

**II. NONDISCRIMINATION OF EMPLOYEES**

**AN ACT OF THE KENTUCKY  
GENERAL ASSEMBLY TO PREVENT  
DISCRIMINATION IN EMPLOYMENT  
KRS CHAPTER 344  
EFFECTIVE JUNE 16, 1972**

The contract on this project, in accordance with KRS Chapter 344, provides that during the performance of this contract, the contractor agrees as follows:

1. The contractor shall not fail or refuse to hire, or shall not discharge any individual, or otherwise discriminate against an individual with respect to his compensation, terms, conditions, or privileges of employment, because of such individual's race, color, religion, national origin, sex, disability or age (forty and above); or limit, segregate, or classify his employees in any way which would deprive or tend to deprive an individual of employment opportunities or otherwise adversely affect his status as an employee, because of such individual's race, color, religion, national origin, sex, disability or age forty (40) and over. The contractor agrees to post in conspicuous places, available to employees and applicants for employment, notices to be provided setting forth the provisions of this nondiscrimination clause.

2. The contractor shall not print or publish or cause to be printed or published a notice or advertisement relating to employment by such an employer or membership in or any classification or referral for employment by the employment agency, indicating any preference, limitation, specification, or discrimination, based on race, color, religion, national origin, sex, or age forty (40) and over, or because the person is a qualified individual with a disability, except that such a notice or advertisement may indicate a preference, limitation, or specification based on religion, national origin, sex, or age forty (40) and over, or because the person is a qualified individual with a disability, when religion, national origin, sex, or age forty (40) and over, or because the person is a qualified individual with a disability, is a bona fide occupational qualification for employment.



## EXECUTIVE BRANCH CODE OF ETHICS

The Executive Branch Code of Ethics created by Kentucky Revised Statutes (KRS) Chapter 11A, effective July 14, 1992, establishes the ethical standards that govern the conduct of all executive branch employees. The Executive Branch Code of Ethics, which states, in part:

KRS 11A.040 (7) provides:

A present or former public servant listed in KRS 11A.010(9)(a) to (g) shall not, within one (1) year following termination of his or her office or employment, accept employment, compensation, or other economic benefit from any person or business that contracts or does business with, or is regulated by, the state in matters in which he was directly involved during the last thirty-six (36) months of his tenure. This provision shall not prohibit an individual from returning to the same business, firm, occupation, or profession in which he was involved prior to taking office or beginning his term of employment, or for which he received, prior to his state employment, a professional degree or license, provided that, for a period of one (1) year, he or she personally refrains from working on any matter in which he was directly involved during the last thirty-six (36) months of his or her tenure in state government. This subsection shall not prohibit the performance of ministerial functions, including but not limited to filing tax returns, filing applications for permits or licenses, or filing incorporation papers, nor shall it prohibit the former officer or public servant from receiving public funds disbursed through entitlement programs.

KRS 11A.040 (9) states:

A former public servant shall not represent a person or business before a state agency in a matter in which the former public servant was directly involved during the last thirty-six (36) months of his tenure, for a period of one (1) year after the latter of:

- a) The date of leaving office or termination of employment; or
- b) The date the term of office expires to which the public servant was elected.

This law is intended to promote public confidence in the integrity of state government and to declare as public policy the idea that state employees should view their work as a public trust and not to obtain private benefits.

If you have worked for the executive branch of state government within the past year, you may be subject to the law's prohibitions. The law's applicability may be different if you hold elected office or are contemplating representation of another before a state agency.

Also, if you are affiliated with a firm which does business with the state and which employs former state executive-branch employees, you should be aware that the law may apply to them.

In case of doubt, the law permits you to request an advisory opinion from the Executive Branch Ethics Commission, 1025 Capital Center Drive, Suite 105, Frankfort, Kentucky 40601; telephone (502) 564-7954.

Revised: March 11, 2025

### **Kentucky Equal Employment Opportunity Act of 1978**

The requirements of the Kentucky Equal Employment Opportunity Act of 1978 (KRS 45.560-45.640) shall apply to this Contract. The apparent low Bidder will be required to submit EEO forms to the Division of Construction Procurement, which will then forward to the Finance and Administration Cabinet for review and approval. No award will become effective until all forms are submitted and EEO/CC has certified compliance. The required EEO forms are as follows:

- EEO-1: Employer Information Report
- Affidavit of Intent to Comply
- Employee Data Sheet
- Subcontractor Report

These forms are available on the Finance and Administration's web page under ***Vendor Information, Standard Attachments and General Terms*** at the following address:  
**<https://www.eProcurement.ky.gov>**.

Bidders currently certified as being in compliance by the Finance and Administration Cabinet may submit a copy of their approval letter in lieu of the referenced EEO forms.

For questions or assistance please contact the Finance and Administration Cabinet by email at **[finance.contractcompliance@ky.gov](mailto:finance.contractcompliance@ky.gov)** or by phone at 502-564-2874.

# EMPLOYEE RIGHTS UNDER THE FAIR LABOR STANDARDS ACT

THE UNITED STATES DEPARTMENT OF LABOR WAGE AND HOUR DIVISION

## FEDERAL MINIMUM WAGE

**\$7.25** PER HOUR

BEGINNING JULY 24, 2009

### OVERTIME PAY

At least 1½ times your regular rate of pay for all hours worked over 40 in a workweek.

### CHILD LABOR

An employee must be at least **16** years old to work in most non-farm jobs and at least **18** to work in non-farm jobs declared hazardous by the Secretary of Labor.

Youths **14** and **15** years old may work outside school hours in various non-manufacturing, non-mining, non-hazardous jobs under the following conditions:

**No more than**

- **3** hours on a school day or **18** hours in a school week;
- **8** hours on a non-school day or **40** hours in a non-school week.

Also, work may not begin before **7 a.m.** or end after **7 p.m.**, except from June 1 through Labor Day, when evening hours are extended to **9 p.m.** Different rules apply in agricultural employment.

### TIP CREDIT

Employers of “tipped employees” must pay a cash wage of at least \$2.13 per hour if they claim a tip credit against their minimum wage obligation. If an employee’s tips combined with the employer’s cash wage of at least \$2.13 per hour do not equal the minimum hourly wage, the employer must make up the difference. Certain other conditions must also be met.

### ENFORCEMENT

The Department of Labor may recover back wages either administratively or through court action, for the employees that have been underpaid in violation of the law. Violations may result in civil or criminal action.

Employers may be assessed civil money penalties of up to \$1,100 for each willful or repeated violation of the minimum wage or overtime pay provisions of the law and up to \$11,000 for each employee who is the subject of a violation of the Act’s child labor provisions. In addition, a civil money penalty of up to \$50,000 may be assessed for each child labor violation that causes the death or serious injury of any minor employee, and such assessments may be doubled, up to \$100,000, when the violations are determined to be willful or repeated. The law also prohibits discriminating against or discharging workers who file a complaint or participate in any proceeding under the Act.

### ADDITIONAL INFORMATION

- Certain occupations and establishments are exempt from the minimum wage and/or overtime pay provisions.
- Special provisions apply to workers in American Samoa and the Commonwealth of the Northern Mariana Islands.
- Some state laws provide greater employee protections; employers must comply with both.
- The law requires employers to display this poster where employees can readily see it.
- Employees under 20 years of age may be paid \$4.25 per hour during their first 90 consecutive calendar days of employment with an employer.
- Certain full-time students, student learners, apprentices, and workers with disabilities may be paid less than the minimum wage under special certificates issued by the Department of Labor.

For additional information:



**1-866-4-USWAGE**

(1-866-487-9243)

TTY: 1-877-889-5627



**WWW.WAGEHOUR.DOL.GOV**

**PART IV**

**BID ITEMS**

252316

Section: 0001 - ROADWAY

LINE	BID CODE	ALT	DESCRIPTION	QUANTITY	UNIT	UNIT PRIC	FP	AMOUNT
0010	00001		DGA BASE	1,350.00	TON		\$	
0020	02014		BARRICADE-TYPE III	5.00	EACH		\$	
0030	02058		REMOVE PCC PAVEMENT	8,897.00	SQYD		\$	
0040	02069		JPC PAVEMENT-10 IN	8,897.00	SQYD		\$	
0050	02115		SAW-CLEAN-RESEAL TVERSE JOINT	24,800.00	LF		\$	
0060	02116		SAW-CLEAN-RESEAL LONGIT JOINT	154,600.00	LF		\$	
0070	02220		FLOWABLE FILL	280.00	CUYD		\$	
0080	02562		TEMPORARY SIGNS	770.00	SQFT		\$	
0090	02650		MAINTAIN & CONTROL TRAFFIC (KY 55)	1.00	LS		\$	
0100	02650		MAINTAIN & CONTROL TRAFFIC (US 127)	1.00	LS		\$	
0110	02671		PORTABLE CHANGEABLE MESSAGE SIGN	5.00	EACH		\$	
0120	02775		ARROW PANEL	3.00	EACH		\$	
0130	06511		PAVE STRIPING-TEMP PAINT-6 IN	10,000.00	LF		\$	
0140	06515		PAVE STRIPING-PERM PAINT-6 IN	30,000.00	LF		\$	
0150	23265ES717		PAVE MARK TY 1 TAPE STOP BAR-24 IN	20.00	LF		\$	
0160	23270ES717		PAVE MARK TY 1 TAPE-CURV ARROW	5.00	EACH		\$	
0170	23871EC		PAVE STRIPE-WET REF TAPE-6 IN Y	3,700.00	LF		\$	
0180	23872EC		PAVE STRIPE-WET REF TAPE-6 IN W	2,200.00	LF		\$	
0190	26248EC		ELECTRONIC DELIVERY MGMT SYSTEM - AGG (KY 55)	1.00	LS		\$	
0200	26248EC		ELECTRONIC DELIVERY MGMT SYSTEM - AGG (US 127)	1.00	LS		\$	

Section: 0002 - DEMOBILIZATION

LINE	BID CODE	ALT	DESCRIPTION	QUANTITY	UNIT	UNIT PRIC	FP	AMOUNT
0210	02569		DEMOBILIZATION	1.00	LS		\$	