



CALL NO. 406

CONTRACT ID. 132654

HANCOCK COUNTY

FED/STATE PROJECT NUMBER 046GR13M082-FE02

DESCRIPTION HANCOCK COUNTY

WORK TYPE BRIDGE DECK OVERLAY

PRIMARY COMPLETION DATE 11/15/2013

LETTING DATE: April 19,2013

Sealed Bids will be received electronically through the Bid Express bidding service until 10:00 AM EASTERN DAYLIGHT TIME April 19,2013. Bids will be publicly announced at 10:00 AM EASTERN DAYLIGHT TIME.

NO PLANS ASSOCIATED WITH THIS PROJECT.

REQUIRED BID PROPOSAL GUARANTY: Not less than 5% of the total bid.

TABLE OF CONTENTS

PART I	SCOPE OF WORK
	<ul style="list-style-type: none">• PROJECT(S), COMPLETION DATE(S), & LIQUIDATED DAMAGES• CONTRACT NOTES• STATE CONTRACT NOTES• SPECIAL NOTE(S) APPLICABLE TO PROJECT• LIQUIDATED DAMAGES• TRAFFIC CONTROL PLAN• SKETCH MAP(S)• MATERIAL SUMMARY• BRIDGE DRAWINGS
PART II	SPECIFICATIONS AND STANDARD DRAWINGS
	<ul style="list-style-type: none">• SPECIFICATIONS REFERENCE• SUPPLEMENTAL SPECIFICATION
PART III	EMPLOYMENT, WAGE AND RECORD REQUIREMENTS
	<ul style="list-style-type: none">• LABOR AND WAGE REQUIREMENTS• EXECUTIVE BRANCH CODE OF ETHICS• KENTUCKY EQUAL EMPLOYMENT OPPORTUNITY ACT OF 1978 LOCALITY 1,2,3,4 / STATE (OVER 250,000)• PROJECT WAGE RATES LOCALITY 1 / FEDERAL & STATE
PART IV	INSURANCE
PART V	BID ITEMS

PART I
SCOPE OF WORK

ADMINISTRATIVE DISTRICT - 02

CONTRACT ID - 132654

046GR13M082-FE02

COUNTY - HANCOCK

PCN - MB04600601301

FE02 046 0060 B00030N

HANCOCK COUNTY US 60. US 60 OVER BLACKFORD CREEK
(MP 0.001)BRIDGE DECK OVERLAY

GEOGRAPHIC COORDINATES LATITUDE 37:54:18.00 LONGITUDE 86:55:18.00

PCN - MB04603341301

FE02 046 0334 B00013N

HANCOCK COUNTY KY 334. KY 334 OVER YELLOW CREEK
(MP 7.926)BRIDGE DECK OVERLAY

GEOGRAPHIC COORDINATES LATITUDE 37:57:03.00 LONGITUDE 86:52:12.00

COMPLETION DATE(S):

COMPLETED BY 11/15/2013

SEE STANDARD SPECIFICATIONS

30 WORKING DAYS

APPLIES TO 046B00013N

20 WORKING DAYS

APPLIES TO 046B00030N

CONTRACT NOTES

PROPOSAL ADDENDA

All addenda to this proposal must be applied when calculating bid and certified in the bid packet submitted to the Kentucky Department of Highways. Failure to use the correct and most recent addenda may result in the bid being rejected.

BID SUBMITTAL

Bidder must use the Department's Expedite Bidding Program available on the Internet web site of the Department of Highways, Division of Construction Procurement. (www.transportation.ky.gov/contract)

The Bidder must download the bid file located on the Bid Express website (www.bidx.com) to prepare a bid packet for submission to the Department. The bidder must submit electronically using Bid Express.

JOINT VENTURE BIDDING

Joint venture bidding is permissible. All companies in the joint venture must be prequalified in one of the work types in the Qualifications for Bidders for the project. The bidders must get a vendor ID for the joint venture from the Division of Construction Procurement and register the joint venture as a bidder on the project. Also, the joint venture must obtain a digital ID from Bid Express to submit a bid. A joint bid bond of 5% may be submitted for both companies or each company may submit a separate bond of 5%.

UNDERGROUND FACILITY DAMAGE PROTECTION

The contractor is advised that the Underground Facility Damage Protection Act of 1994, became law January 1, 1995. It is the contractor's responsibility to determine the impact of the act regarding this project, and take all steps necessary to be in compliance with the provision of the act.

SPECIAL NOTE FOR PIPE INSPECTION

Contrary to Section 701.03.08 of the 2012 Standard Specifications for Road and Bridge Construction and Kentucky Method 64-114, certification by the Kentucky Transportation Center for prequalified Contractors to perform laser/video inspection is not required on this contract. It will continue to be a requirement for the Contractor performing any laser/video pipe inspection to be prequalified for this specialized item with the Kentucky Transportation Cabinet-Division of Construction Procurement.

REGISTRATION WITH THE SECRETARY OF STATE BY A FOREIGN ENTITY

Pursuant to KRS 176.085(1)(b), an agency, department, office, or political subdivision of the Commonwealth of Kentucky shall not award a state contract to a person that is a foreign entity required by [KRS 14A.9-010](#) to obtain a certificate of authority to transact business in the Commonwealth (“certificate”) from the Secretary of State under [KRS 14A.9-030](#) unless the person produces the certificate within fourteen (14) days of the bid or proposal opening. If the foreign entity is not required to obtain a certificate as provided in [KRS 14A.9-010](#), the foreign entity should identify the applicable exception. Foreign entity is defined within [KRS 14A.1-070](#).

For all foreign entities required to obtain a certificate of authority to transact business in the Commonwealth, if a copy of the certificate is not received by the contracting agency within the time frame identified above, the foreign entity’s solicitation response shall be deemed non-responsive or the awarded contract shall be cancelled.

Businesses can register with the Secretary of State at <https://secure.kentucky.gov/sos/ftbr/welcome.aspx>.

SPECIAL NOTE FOR PROJECT QUESTIONS DURING ADVERTISEMENT

Questions about projects during the advertisement should be submitted in writing to the Division of Construction Procurement. This may be done by fax (502) 564-7299 or email to kytc.projectquestions@ky.gov. The Department will attempt to answer all submitted questions. The Department reserves the right not to answer if the question is not pertinent or does not aid in clarifying the project intent.

The deadline for posting answers will be 3:00 pm Eastern Daylight Time, the day preceding the Letting. Questions may be submitted until this deadline with the understanding that the later a question is submitted, the less likely an answer will be able to be provided.

The questions and answers will be posted for each Letting under the heading “Questions & Answers” on the Construction Procurement website (www.transportation.ky.gov/contract). The answers provided shall be considered part of this Special Note and, in case of a discrepancy, will govern over all other bidding documents.

HARDWOOD REMOVAL RESTRICTIONS

The Kentucky Division of Forestry has imposed a quarantine in Anderson, Boone, Bourbon, Boyd, Boyle, Bracken, Campbell, Carroll, Fayette, Franklin, Gallatin, Garrard,

Grant, Greenup, Hardin, Harrison, Henry, Jefferson, Jessamine, Kenton, Oldham, Owen, Pendleton, Scott, Shelby, Trimble, and Woodford Counties to prevent the spread of an invasive insect, the emerald ash borer. Hardwood cut in conjunction with the project may not be removed from the county of its origin. Chipping or burning on site is the preferred method of disposal.

INSTRUCTIONS FOR EXCESS MATERIAL SITES AND BORROW SITES

Identification of excess material sites and borrow sites shall be the responsibility of the Contractor. The Contractor shall be responsible for compliance with all applicable state and federal laws and may wish to consult with the US Fish and Wildlife Service to seek protection under Section 10 of the Endangered Species Act for these activities.

ACCESS TO RECORDS

The contractor, as defined in KRS 45A.030 (9) agrees that the contracting agency, the Finance and Administration Cabinet, the Auditor of Public Accounts, and the Legislative Research Commission, or their duly authorized representatives, shall have access to any books, documents, papers, records, or other evidence, which are directly pertinent to this contract for the purpose of financial audit or program review. Records and other prequalification information confidentially disclosed as part of the bid process shall not be deemed as directly pertinent to the contract and shall be exempt from disclosure as provided in KRS 61.878(1)(c). The contractor also recognizes that any books, documents, papers, records, or other evidence, received during a financial audit or program review shall be subject to the Kentucky Open Records Act, KRS 61.870 to 61.884.

In the event of a dispute between the contractor and the contracting agency, Attorney General, or the Auditor of Public Accounts over documents that are eligible for production and review, the Finance and Administration Cabinet shall review the dispute and issue a determination, in accordance with Secretary's Order 11-004. (See attachment)

09/26/2012

SPECIAL NOTE FOR RECIPROCAL PREFERENCE

Reciprocal preference to be given by public agencies to resident bidders

By reference, KRS 45A.490 to 45A.494 are incorporated herein and in compliance regarding the bidders residency. Bidders who want to claim resident bidder status should complete the Affidavit for Claiming Resident Bidder Status along with their bid in the Expedite Bidding Program. Submittal of the Affidavit should be done along with the bid in Bid Express.

03/01/2011

SPECIAL NOTE FOR ELIMINATING TRANSVERSE JOINTS ON BRIDGES

This Special Note will apply where indicated on the plans or in the proposal. Section references herein are to the Department's Current Standard Specifications for Road and Bridge Construction.

1.0. DESCRIPTION. Remove existing concrete and existing joint material to eliminate the transverse joint. Install additional reinforcing steel and place concrete.

2.0 MATERIALS.

A. Class "M" Concrete. Use either "M1" or "M2". See Section 601.

B. Steel Reinforcement. Use Grade 60. See Section 602.

C. Epoxy Bond Coat. See Section 511.

3.0 EQUIPMENT.

A. Hammer. See Section 606.02.10 B.

B. Sawing Equipment. See Section 606.02.10 C.

C. Hydraulic Impact Equipment. See Section 606.02.10 D.

4.0 CONSTRUCTION.

A. Remove Existing Materials. Remove the existing transverse joints, joint filler, and specified areas of concrete as shown on the plans or as directed by the Engineer. Clean and leave all existing steel reinforcement encountered in place. Damaged steel reinforcement will be repaired/replaced as directed by the Engineer at no additional cost to the Department. Dispose of all removed material entirely away from the job site. This work is incidental to the contract unit price for "Eliminate Transverse Joint".

B. Additional Steel Reinforcement. Furnish for this work steel reinforcing bars as shown on the plans plus 200 lf number 4 bars (20 ft lengths) per joint. Splice these bars to the existing longitudinal reinforcement in the deck and curb/sidewalk in the areas of removed concrete to tie the slabs together as shown on the plans. Ensure that all exposed steel reinforcement is tied in accordance with Section 602.03.04 prior to pouring the new Class "M" concrete.

C. Place New Concrete. Blast clean all areas of existing concrete and structural steel to come in contact with new concrete until free of all laitance and deleterious substances immediately prior to the placement of the Class "M" Concrete. The surface areas of existing concrete to come in contact with the new Class "M" Concrete are to be coated with an epoxy bond coat immediately prior to placing new concrete in accordance with Section 511. The interfaces of the new and old concrete shall be as nearly vertical and horizontal as possible.

Place new Class "M" Concrete to the specified grade and finish to receive the new overlay or as shown on the plans. On the sidewalk and curb, place the new concrete to original grade and finish to match the existing curb/sidewalk.

5.0 MEASUREMENT.

- A. Eliminate Transverse Joint.** The Department will measure the quantity in linear feet from plinth to plinth perpendicular to the centerline of the bridge.
- B. Steel Reinforcement.** See Section 602.

6.0 PAYMENT.

- A. Eliminate Transverse Joint.** Payment at the contract unit price per linear foot is full compensation for furnishing equipment, labor, tools and materials needed to complete removal and disposal of the specified existing materials, cleaning and straightening of existing steel reinforcement, furnishing and installing the concrete, and all incidental items necessary to complete the work (except the overlay material if specified elsewhere in the contract) within the specified pay limits as indicated on the drawings.
- B. Steel Reinforcement.** See Section 602.

SPECIAL NOTE FOR REPLACING EXPANSION DAMS AND/OR INSTALLING ARMORED EDGES FOR CONCRETE ON BRIDGES

1. DESCRIPTION. Perform all work in accordance with the Kentucky Transportation Cabinet, Department of Highway's 2012 Standard Specifications for Road and Bridge Construction and applicable Supplemental Specifications, the Standard Drawings, this Note, and the attached detail drawings. Section references are to the Standard Specifications.

This work consists of the following: (1) Furnish all labor, materials, tools, and equipment; (2) Remove existing concrete and expansion device and/or bridge ends; (3) Install armored edges and new concrete as specified and in accordance with the attached detail drawings; (4) Install new joint seals (where required); (5) Maintain and control traffic; and (6) Any other work specified as part of this contract.

2. MATERIALS.

A. Class "M" Concrete. Use either "M1" or "M2". See Section 601.

B. Structural Steel. Use new, commercial grade steel suitable for welding. The Engineer will base acceptance on visual inspection. See Standard Drawing BJE-001, current edition.

C. Stud Anchors. The armored edge stud anchors are ¾" x 6" embedded stud shear connectors conforming to ASTM A108, Grade 1015 (Nelson Studs or equal).

D. Steel Reinforcement. Use Grade 60. See Section 602.

E. Epoxy Bond Coat. See Section 511.

F. DS Brown V-300 or RJ Watson SF225

3. EQUIPMENT.

A. Hammer. See Section 606.02.10.B.

B. Sawsing Equipment. Section 606.02.10.C.

C. Hydraulic Impact Equipment. Section 606.02.10.D.

4. CONSTRUCTION.

A. Remove Existing Materials. Remove existing Expansion Dam and specified areas of concrete as shown on the attached sketches. Remove debris and/or expansion joint filler as directed by the Engineer. Clean and leave all existing steel reinforcement encountered in place. Damaged steel reinforcement will be repaired/replaced as directed by the Engineer at no additional cost to the Department.

Dispose of all removed material entirely away from the job site. This work is incidental to the contract unit price for "Expansion Joint Replacement".

B. Place New Concrete and Armored Edges. After all specified existing materials have been removed; place new armored to match the original grade (See attached detail drawings). Place the new Class "M" concrete to the scarified grade and finish with broom strokes drawn transversely from curb to curb.

All new structural steel shall be cleaned and painted in accordance with requirements of Section 607.03.23, except that surfaces to come in contact with concrete are not to be painted.

Blast clean all areas of existing concrete and structural steel to come in contact with new concrete until free of all laitance and deleterious substances immediately

- prior to the placement of the Class "M" Concrete. The surface areas of existing concrete to come in contact with the new Class "M" Concrete are to be coated with an epoxy bond coat immediately prior to placing new concrete in accordance with Section 511. The interfaces of the new and old concrete shall be as nearly vertical and horizontal as possible.
- C. Additional Steel Reinforcement.** Furnish for replacement, as directed by the Engineer, 200 linear feet of #4 steel reinforcing bars in 20' lengths per joint, joint armored edge, or joint and armored edge. Place these bars in areas deemed by the Engineer to require additional reinforcement. Field cutting and bending is permitted. Do not place any additional steel reinforcement above the height of the top row of Nelson Studs on the armored edges. Ensure that all exposed steel reinforcement is tied in accordance with Section 602.03.04 prior to pouring the new Class "M" concrete. Deliver unused bars to the Local County Maintenance Barn. Payment will be made in accordance with Section 602.
 - D. Stage Construction.** Installation of concrete and armored edges in two (or more if specified) stages is necessary. Join the armored edges at or near the centerline of the roadway or lane line, field weld and grind smooth.
 - E. RJ WASON SF225 or DS BROWN V-300.** Use either system for 2" joints as shown on plans. Armored Edges and backerbars are required at joints. Install as recommended from the manufacture. Provide the engineer with the manufactures documents for installation.
 - F. Shop Plans.** Shop plans will not be required. The Contractor is responsible for obtaining field measurements and supplying properly sized materials to complete the work.

IV MEASUREMENT.

- A. Expansion Joint Replacement - 2".** The Department will measure the quantity in linear feet from gutterline to gutterline along the centerline of the joint.
- B. Steel Reinforcement.** See Section 602.

V. PAYMENT.

- A. Expansion Joint Replacement - 2".** Payment at the contract unit price per linear foot is full compensation for removing specified existing materials, furnishing and installing the new armored edges, concrete, manufacture seal, backer rod, and all incidental items necessary to complete the work within the specified pay limits as specified by this note and as shown on the attached detail drawings.
- B. Steel Reinforcement.** See Section 602.

SPECIAL NOTE FOR PLACING BRIDGE OVERLAY APPROACH PAVEMENT

I. DESCRIPTION. Perform all work in accordance with the Kentucky Transportation Cabinet, Department of Highway's 2012 Standard Specifications for Road and Bridge Construction and applicable Supplemental Specifications, the Standard Drawings, this Note, and the attached detail drawing. Section references are to the Standard Specifications.

This work consists of the following: (1) Furnish all labor, materials, tools, and equipment; (2) Mill the existing approach pavement; (3) Place new asphalt surface; (4) Repair the roadway shoulders, if needed; (5) Maintain and control traffic; and (6) Any other work specified as part of this contract.

II. MATERIALS.

A. Class 2 Asphalt Surface 0.38 PG64-22. This material shall be in accordance with the Standard Specifications.

B. Tack Coat. This material shall be in accordance with the Standard Specifications.

III. CONSTRUCTION.

A. Remove Existing Materials. Remove the existing pavement material to provide for a minimum of 1¼" new pavement surface from the bridge end extending approximately 100 feet west approach for 046B30, 60 feet (shoulders) east approach 046B30, and 50 Feet both approaches for 46B13 into the approach pavement and across the width of the approach pavement. The Engineer shall determine the actual length, depth, and width of the milling depending on site conditions at each bridge approach. Mill the existing surface so that the new asphalt surface will tie into the new armored edge and matches the original cross section of the approach. **Mill a 3-foot edge key** to tie the new surface into the existing surface from the bridge end. The Engineer shall approve the Contractor's plan for restoring the approach grade prior to the removal of the existing surface. Dispose of all removed material entirely away from the job site or as directed by the Engineer.

B. Produce and Place New Asphalt Surface. Apply an asphalt tack coat in accordance with Section 406. Produce and place the new asphalt surface in accordance with Section 403 and compact under Option B to provide a smooth transition from approach to bridge. The new asphalt surface mixture required for this project shall be "Class 2 Asphalt Surface 0.38D PG 64-22". Place the new asphalt surface to the original roadway cross section or as directed by the Engineer.

C. Treatment of Shoulders. On roadways with paved shoulders, the shoulders shall receive identical treatment to the mainline pavement. On roadways with earth or rock shoulders, the Contractor shall attempt to protect the shoulder from damage. Any damage to earth or rock shoulders shall be repaired by the Contractor to the satisfaction of the Department at no additional cost. These repairs may consist of re-grading, re-compacting, and/or placing millings to return the shoulder to its original cross section.

D. Pavement Markings. Pavement striping will be required to match the existing pavement striping. Pavement striping shall be in accordance with applicable sections of the Standard Specifications and shall be paid accordingly.

Raised pavement markers within the limits of the “Bridge Overlay Approach Pavement” shall be removed prior to the milling operation. The marker castings shall be cleaned and returned to the Engineer.

IV. MEASUREMENT.

The Department will measure the quantity in square yards.

V. PAYMENT.

Payment at the contract unit price per square yard is full compensation for backfilling at the end of the structure, removing existing pavement markers, mobilization of milling equipment, removing specified existing pavement material, furnishing and installing the asphalt tack coat, producing and placing the new asphalt surface, shoulder treatment, and all incidental items necessary to complete the work within the specified pay limits as specified by this note and as shown on the attached detail drawing.

The Department will consider payment as full compensation for all work required by these notes and detail drawings.

SPECIAL NOTE FOR USE OF HYDRODEMOLITION METHOD

To be used if the Contractor chooses to use Hydrodemolition method to complete partial and full depth removal. Also see Section 606.03.03.

Description

This work consists of bridge surface deck preparation using Hydrodemolition to provide a uniform depth, highly bondable surface and to remove all variable depth, unsound material. This item also includes the removal and disposal of all concrete and debris, vacuuming, shielding, water control, additional jack hammering and all other aspects of work necessary to prepare the deck for the placement of the new latex modified concrete overlay.

Equipment

Sawing Equipment. Sawing equipment shall be a concrete saw capable of sawing concrete to the specified depth.

Mechanical Scarifying Equipment. The scarifying equipment shall be a power operated mechanical scarifier capable of uniformly scarifying or removing the old concrete or asphalt wearing surface from the bridge deck to the depths required in the plans or as directed by the Engineer. The equipment shall be self-propelled with sufficient power, traction and stability to maintain accurate depth of cut and slope. The equipment shall be capable of accurately and automatically establishing profile grades along each edge of the machine by referencing the existing bridge deck by means of a ski or matching shoe, or from an independent grade control; in addition, it shall be equipped with an integral loading means to remove the material being cut from the bridge deck and to discharge the cuttings into a truck all in a single operation.

Hydro-Demolition Equipment. The Hydrodemolition equipment shall consist of a filtering and pumping unit operating with a self-propelled computerized robot that utilizes a high pressure water jet capable of removing concrete to the depth specified on the plans or as directed by the Engineer and be capable of removing rust and concrete particles from reinforcing steel. The equipment shall provide a rough and bondable surface and remove all unsound concrete during the initial pass. The minimum water usage shall be 43 gal/min operating at 13,000 psi minimum.

Vacuum Cleanup Equipment. The vacuum cleanup equipment shall be equipped with fugitive dust control devices and be capable of removing wet debris and water all in the same pass. Provide equipment capable of washing the deck with pressurized water prior to the vacuum operation to dislodge all debris and slurry from the deck surface.

Hand Held Blast Cleaning Equipment. Hand held blast shall be either sand or water as necessary to expose fine and coarse aggregates; thoroughly clean all exposed reinforcing steel; and remove any unsound concrete or laitance layers from the proposed concrete overlay surface. If sand blasting equipment is utilized, the equipment shall have oil traps. If water blasting equipment is utilized, the equipment must be capable of delivering a minimum of 5,000 psi.

Power Driven Hand Tools. Power driven hand tools and jackhammers will be permitted, but shall not be heavier than the nominal 40 lb class. Chipping hammers shall not be heavier than the nominal 15 lb class. Only hand chipping tools shall be used when removing concrete within 1 in. of reinforcing steel. Mechanically driven tools shall be operated at a maximum angle of 45 degrees from the bridge floor surface.

Construction Methods

General: Perform Hydrodemolition surface preparation over the entire top surface of the reinforced concrete bridge deck to provide a rough and bondable surface and to remove all unsound concrete during the initial Hydrodemolition surface preparation pass. The use of hand chipping tools, either hand or mechanically driven, shall be limited to trim work and areas inaccessible or inconvenient for the hydro-demolition equipment.

Description: This work shall consist of furnishing the necessary labor, materials and equipment to completely remove the top surface of the Portland cement concrete bridge deck surface in accordance with these Specifications and in reasonably close conformity with the grades, thickness, or sections shown on the Plans or as directed by the Engineer. This work shall include the removal of patches other than sound Portland cement concrete and all loose and unsound concrete by Hydrodemolition; preparation of the sound existing concrete surface; removal, forming and concrete for full depth repairs; blast cleaning or high pressure water cleaning the existing deck prior to placement of the modified concrete overlay; and all other operations necessary to complete this work according to these specifications and to the satisfaction of the Engineer.

Preparation of Existing Deck

No operations without reasonably available engineering controls that limit fugitive dust will be acceptable.

The Contractor shall be aware that there are federal, state, regional, and local government agencies that have requirements regarding the control of fugitive dust generated by concrete removal and blasting operations.

The Contractor is responsible for protecting traffic traveling adjacent to and under the work zone while removing bridge deck concrete.

Where the deck is sound for less than one third of its original depth, the concrete shall be removed full depth for limited areas as designated by the Engineer. Full depth repairs shall be completed as specified for Full Depth Repair.

Removal of Existing Asphaltic Concrete Overlays

If an existing asphaltic concrete overlay is present upon the original bridge deck surface to be prepared by Hydrodemolition, the overlay and any waterproofing material that was part of the deck must be removed, and the bridge deck cleaned, prior to commencement of the Hydrodemolition operation. The Contractor may utilize conventional scarifying equipment conforming to these specifications to remove the existing bituminous overlay and waterproofing material from the original bridge deck. Acceptable depth of scarification shall be the overlay and waterproofing material thickness plus ¼" below the original bridge deck surface. Additional removal depth of existing deck concrete is permitted by mechanical scarification provided. Total surface Hydrodemolition is used to provide a highly bondable surface and to remove partial depth deteriorated concrete.

If the use of mechanical scarifying equipment results in the snagging of the top mat of steel reinforcement, the scarifying equipment shall be immediately stopped and the depth of removal adjusted. Damaged or dislodged reinforcing steel shall be repaired or replaced at the Contractor's expense. Replacement shall include the removal of any additional concrete required to position the new reinforcing steel at the correct height and required lap splice lengths.

Removal of Existing Modified Concrete Overlays

Use conventional methods to remove any and all existing concrete overlay prior to commencement of the Hydrodemolition operation. Clean the bridge deck. Use "Total Surface Hydrodemolition" method to provide a rough & highly bondable surface and to remove partial depth deteriorated concrete with a minimum depth of ¼" below the original deck elevation. If Hydrodemolition does not leave a bondable surface resident can require mechanical scarification to his satisfaction at no additional cost to the Cabinet.

Existing overlay material which is sound and bonded may be left in patch areas with approval of the Project Engineer. If determined the existing patches are to be removed, jackhammers, not to be heavier than the nominal 35 lb class shall be used to remove debonded areas.

If the use of mechanical scarifying equipment results in the snagging of the top mat of steel reinforcement, the scarifying equipment shall be immediately stopped and the depth of removal adjusted. Damaged or dislodged reinforcing steel shall be repaired or replaced at the Contractor's expense. Replacement shall include the removal of any additional concrete.

Bridge Decks with No Existing Concrete Overlay

If Hydrodemolition is to be performed on an original bridge deck surface without a bituminous or concrete bridge deck overlay, the Contractor may use mechanical scarification equipment conforming to these specifications to remove an initial portion of the hydro-demolition depth. The scarification depth shall be ¼". Total surface Hydrodemolition is used to provide a highly bondable surface and to remove partial depth deteriorated concrete.

Cost of the scarification shall be included as a portion of the pay item for Hydrodemolition.

If the use of mechanical scarifying equipment results in the snagging of the top mat of steel reinforcement, the scarifying equipment shall be immediately stopped and the depth of removal adjusted. Damaged or dislodged reinforcing steel shall be repaired or replaced at the Contractor's expense. Replacement shall include the removal of any additional concrete required to position the new reinforcing steel at the correct height and required lap splice lengths.

Concrete Removal by Hydro-Demolition

General: The total surface area of the reinforced concrete bridge deck shall be completely prepared by Hydrodemolition as necessary to provide a highly roughened and bondable surface prior to placement of the proposed bridge deck overlay while removing any deteriorated and unsound concrete in the initial pass. Unsound concrete is defined as existing bridge deck concrete that is deteriorated, spalled, or determined by the engineer to be unsound.

With the use of Hydrodemolition surface preparation, the requirement to provide a minimum $\frac{3}{4}$ " clearance around all reinforcing bars that are more than 50% diameter exposed is waived, providing that the existing concrete is sound. The amount of steel exposed shall be kept to a minimum.

Damaged or dislodged reinforcing steel shall be repaired or replaced at the Contractor's expense. Replacement shall include the removal of any additional concrete required to position the new reinforcing steel at the correct height and to provide the required lap splice lengths as required.

Calibration: Prior to commencement of the Hydrodemolition removal operation, the Hydrodemolition equipment shall be calibrated on an existing **sound** concrete surface as designated by the Engineer. The calibration area shall be a minimum of 7 feet wide by 7 feet long to demonstrate the desired result of this specification.

Move the Hydrodemolition equipment to a second area (7'x7') that is unsound as designated by the Engineer to demonstrate the desired result of this specification which is providing a highly rough and bondable surface and removing all unsound concrete during the initial pass is being achieved.

The Engineer shall verify the following settings:

1. Water pressure gauge (13,000 psi minimum)
2. Machine staging control (step)
3. Nozzle size
4. Nozzle speed (travel)
5. Depth of removal
6. Minimum water usage (43 gallons per minute)

During the Hydrodemolition operations, any or all of the above settings may be modified in order to achieve removal of all unsound concrete and to provide a highly bondable surface. The settings may be changed by the Contractor to achieve total removal of unsound concrete, but the Engineer must be notified of all changes. The Engineer may change any or all of the settings in order to achieve the desired results with Hydrodemolition. The removals and depth shall be verified, as necessary, and at least every 30 feet along the cutting path. The readings shall be documented and, if necessary, the equipment re-

calibrated to insure the Hydrodemolition process achieves the desired results and removal of unsound concrete.

Calibration shall be required on each structure; each time Hydrodemolition is performed and as required to achieve the results specified by the plan.

Debris and Fluid Containment: Prior to commencement of the Hydrodemolition operation, the Contractor shall submit a plan for approval to the engineer for control and filtering of all water discharged during operation. The Contractor, at a minimum, shall block all drains on the deck and install aggregate dams every 150 feet; 6 inches high by 1 foot wide minimum, to strain runoff. The deck shall be used as a settlement basin within itself unless an alternate method of water control, satisfactory to the Engineer and meeting the environmental requirements of any associated Regulatory Agency, is required.

The Contractor shall provide shielding, as necessary, to insure containment of all dislodged concrete within the removal area in order to protect the public from flying debris both on and under the work site.

Cleaning

Cleaning shall be performed with a vacuum system capable of removing wet debris and water all in the same pass. The vacuum equipment shall be capable of washing the deck with pressurized water prior to the vacuum operation to dislodge all debris and slurry from the deck surface. Cleaning shall be done in a timely manner, before debris and water is allowed to dry on the deck surface.

Resounding

After the Hydrodemolition operation has completed the removal, and the deck is cleaned and allowed to dry, the deck shall be resounded to assure that the all unsound concrete deck material has been removed. The final sounding of the deck shall be done by the Engineer and shall only be performed when the deck is completely dry and frost-free. Final sounding shall consist of as many successive resounding as required to ensure that all deteriorated and fractured concrete has been removed. Additional removal shall be performed with 40 lb maximum weight jackhammers operated at an angle of no more than 45 degrees from horizontal. Aerosol spray paint for outlining and sounding chains shall be provided by the Contractor.

Full Depth Repair

Where the deck is sound for less than one third of its original depth, the concrete shall be removed full depth except for limited areas as may be designated by the Engineer. Forms shall be provided to support concrete placed in full depth repair areas. The forms for areas of up to 4 square feet may be suspended from wires from the reinforcing steel. For areas greater than 4 square feet, the forms shall be suspended from the primary members of the superstructure or by shoring below. Areas of full depth repair shall have the concrete faces and reinforcing steel cleaned. Only those areas marked in the field by the Engineer as full depth repair will be paid for as full depth repair.

Preparation Prior to Overlay Placement

Vehicles other than approved construction equipment will not be permitted on those sections of the deck where Hydrodemolition has begun. Contamination of the deck by construction equipment or from any other source shall be prevented.

SPECIAL NOTE FOR BRIDGE RESTORATION AND WATERPROOFING WITH CONCRETE OVERLAYS

- I. DESCRIPTION.** Perform all work in accordance with the Kentucky Transportation Cabinet, Department of Highway's 2012 Standard Specifications for Road and Bridge Construction and applicable Supplemental Specifications, the Standard Drawings, this Note, and the attached detail drawings. Section references are to the Standard Specifications.

This work consists of the following: (1) Furnish all labor, materials, tools, and equipment; (2) Remove the existing overlay, machine prep, the existing slab; (3) Complete full-depth and partial depth repairs as directed by the Engineer; (4) Repair/replace damaged and corroded reinforcing bars; (5) Place new concrete overlay and epoxy-sand slurry in accordance with Section 606; (6) Complete asphalt approach pavement; (7) Maintain and control traffic; and (8) Any other work specified as part of this contract.

All construction will be in accordance with Section 606 unless otherwise specified.

II. MATERIALS.

- A. Latex Concrete.** See Section 606.03.17.
- B. Class "M" Concrete.** Use either "M1" or "M2". See Section 601.
- C. Bituminous Asphalt.** See notes
- D. Epoxy-Sand Slurry.** See Section 606.03.10.

III. CONSTRUCTION.

- A. Surface Preparation.** Remove concrete (and all patches) from existing slab in accordance with the requirements of Section 606.
- B. Partial Depth Slab Repair.** Remove areas determined to be unsound by the Engineer via hydrodemolition or via hand held jackhammers weighing less than 45lbs in accordance with Section 606.02.10 D. Repair/Replace all damaged or severely corroded reinforcing bars prior to partial depth repair operation. The Department will not measure material removal and will consider this work incidental to the bid item "PARTIAL DEPTH PATCHING".
- C. Surface Texturing.** Texture the concrete surface of the overlay in accordance with Section 609.03.10.
- D. Overlay Approach (046B30 West Approach).** Mill (**Machine prep approach**) the existing surface so that the new latex surface will tie into the existing armored edge and matches the original cross section of the approach approximately 60' from armored edge. Tie the new surface into the existing surface. Saw cut to match existing roadway joints.
Note: Shoulders will receive Bridge overlay approach pavement to match.
- E. Expansion Dam Treatment (046B30).** Remove the existing overlay without causing any damage to the expansion dam armored edges. Hand removal of concrete in areas adjacent to the expansion dam may be required. Raising the expansion dam is not required. Remove existing slab concrete as needed to maintain the minimum

specified thickness of the overlay. Set the concrete finishing providing a smooth transition.

IV. MEASUREMENT. See Section 606 and the following:

A. Latex Modified Concrete. The Department will measure the quantity in cubic yards using the theoretical volume as follows for each bridge:

046B000030N	(205x44'x1.5'') ≈ 42 cuyd
046B000030N Approach	(60'x24'x1.25'') ≈ 6 cuyd
046B000013N	(120'x24'x1.25'') ≈ 14 cuyd

B. Latex Modified Concrete for Partial Depth Patching and variable thickness of Overlay. The Department will measure the quantity in cubic yards by deducting the theoretical volume of bridge deck overlay (LMC) from the total volume (as indicated by the batch quantity tickets) of Concrete required to obtain the finished grade shown on the Plans or established by the Engineer.

C. Machine Prep Slab. The Department will measure the removal of the existing overlay in square yards, which shall include all labor, equipment, and material needed to complete this work. (B13 and concrete approach on B30)

D. Hydrodemolition. See special note. Will be measured in square yards.

E. Steel Reinforcement. The Department will measure any reinforcing steel necessary for the partial or full depth patch in pounds, which shall include all labor, equipment, and material needed to complete this work.

V. PAYMENT. See Section 606 and the following:

A. Latex Modified Concrete. The Department will make payment for the Latex Modified Concrete under bid item #08534 "CONCRETE OVERLAY – LATEX" for the theoretical quantity.

B. Latex Modified Concrete for Partial Depth Patching and variable thickness of Overlay. The Department will make payment for the Partial Depth Patching under bid item #24094EC "PARTIAL DEPTH PATCHING". Payment will be for the quantity per cubic yard complete in place.

C. Steel Reinforcement. The Department will make payment for steel reinforcement, if necessary, under bid item #08150 "STEEL REINFORCEMENT". Payment will be at the unit price per pound.

D. Hydrodemolition (08550). The bid item for hydrodemoliton will include as an incidental the cost to remove existing overlay. See special note.

**SPECIAL NOTE FOR CONTRACT COMPLETION DATE AND
LIQUIDATED DAMAGES ON BRIDGE REPAIR CONTRACTS**

- I. COMPLETION DATE.** The Contractor has the option of selecting the starting date for this Contract. Once selected, notify the Department in writing of the date selected at least two weeks prior to beginning work. An allotted number of Work days are assigned to each structure in this contract as shown below.

<u>STRUCTURE</u>	<u>NUMBER OF WORKING DAYS</u>
046B00030N	20
046B00013N	30

Contrary to Section 108.07.02, the Engineer will begin charging Working days for a structure on the day the Contractor starts work or sets up traffic control on that particular structure.

- II. LIQUIDATED DAMAGES.** Liquidated damages will be assessed the Contractor in accordance with the Transportation Cabinet, Department of Highway's 2012 Standard Specifications for Road and Bridge Construction, Section 108.09, when either the allotted number of Working days or the November 15, 2013 date is exceeded.

Contrary to the Standard Specifications, liquidated damages will be assessed the Contractor during the months of December, January, February and March when the contract time has expired on any individual bridge or bridges. Contract time will be charged during these months.

All construction must be completed in accordance with the weather limitations specified in Section 606 and/or Section 601 as applicable. No extension of Contract time will be granted due to inclement weather or temperature limitations that occur due to starting work on the Contract or a structure late in the construction season.

SPECIAL NOTE FOR TRAFFIC CONTROL ON BRIDGE REPAIR CONTRACTS

I. TRAFFIC CONTROL GENERAL

Except as provided herein, traffic shall be maintained in accordance with the current Standard Specifications, Section 112. Except for the roadway and traffic control bid items listed, all items of work necessary to maintain and control traffic will be paid at the lump sum bid price to “Maintain and Control Traffic”.

Contrary to Section 106.01, traffic control devices used on this project may be new, or used in new condition, at the beginning of the work and maintained in like new condition until completion of the work.

II. TRAFFIC COORDINATOR

Furnish a Traffic Coordinator as per Section 112. The Traffic Coordinator shall inspect the project maintenance of traffic, at least three times daily, or as directed by the Engineer, during the Contractor’s operations and at any time a lane closure is in place. The personnel shall have access on the project to a radio or telephone to be used in case of emergencies or accidents.

The Traffic Coordinator shall report all incidents throughout the work zone to the Engineer on the project. The Contractor shall furnish the name and telephone number where the Traffic Coordinator can be contacted at all times.

III. SIGNS

Contrary to Section 112.04.02, only long term signs (sign intended to be continuously in place for more than 3 days) will be measured for payment; short term signs (signs intended to be left in place for 3 days or less) will not be measured for payment but will be incidental to Maintain and Control Traffic.

Contractor shall either place portable changeable message board 1 week prior to closing 046B00013n to inform public of closure. Resident may approve sign instead of portable changeable message sign.

IV. TEMPORARY PAVEMENT STRIPING

Permanent removal of all other pavement striping for traffic control shall be considered incidental to Maintain and Control Traffic in accordance with Section 112.04.15. Temporary pavement striping shall be paid only once per course in accordance with Section 112.04.08. The Contractor shall replace any temporary striping that becomes damaged or fails to adhere to the pavement before dark on the day of the notification. Liquidated damages shall be assessed to the Contractor at a rate of \$500 per day for failing to replace temporary striping within this time limit.

V. PROTECTION OF WATERWAY UNDERNEATH

No material should be allowed to drop into the waterway below.

VI. PROJECT PHASING & CONSTRUCTION PROCEDURES

Maintain one lane of traffic during construction in accordance with Standard Drawing No. TTC-110 for lane closures.

Bridge
046B00030N

Minimum clear lane width required:
16'-0"

Close Bridge 046B00013N for duration of project.

VII. VARIABLE MESSAGE SIGNS

If deemed necessary by the Engineer, any additional variable message signs will be installed, operated, and maintained by the Department.

VIII. TEMPORARY SIGNAL

The Contractor must provide a 24-hour contact person and number available to maintain the temporary signals as needed.

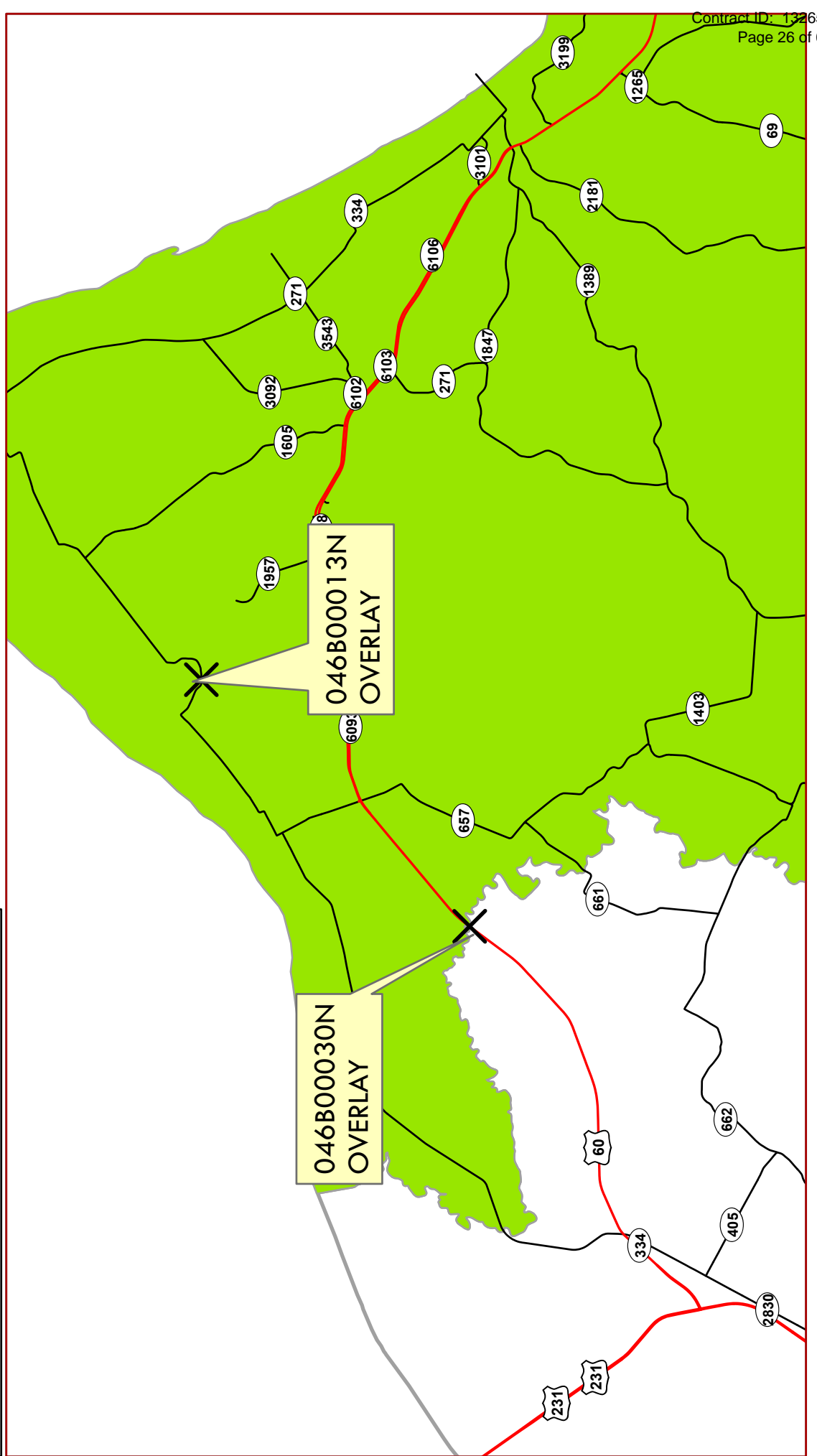
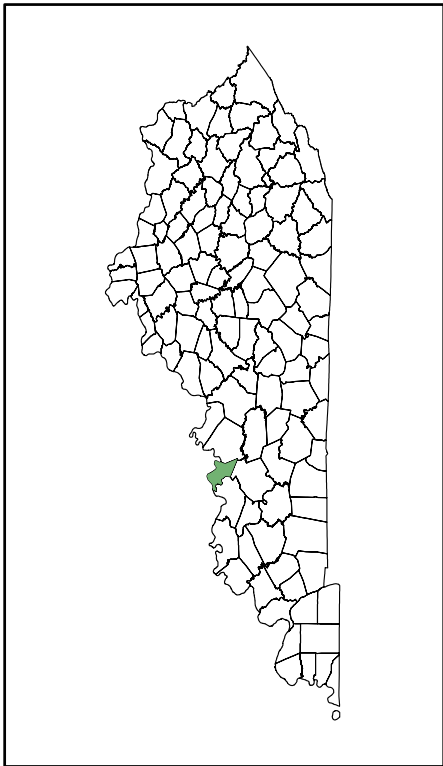
IX. LAW ENFORCEMENT OFFICER (046B00030N ONLY)

Provide Two Law Enforcement Officer Units (40 hours total), consisting of an off-duty police officer and a police vehicle equipped with flashing blue lights, one at each end of the bridge to provide extra protective measure between the workers and motorized traffic during set up and changeover of traffic control. The Law Enforcement Officer shall be an off-duty police officer from any police agency in Hancock and Davies County, Kentucky. Payment at the Contract unit price per hour for LAW ENFORCEMENT OFFICER shall be full compensation for all labor, equipment, materials and incidentals for the police unit consisting of one police officer and one vehicle.

X. Lane Closures

Lane closures will not be paid for 046B00013N but will be incidental to maintain control traffic. Lane closures for 046B00030N will be paid only once per lane no matter how many times set up or adjusted.

HANCOCK COUNTY



MATERIAL SUMMARY

CONTRACT ID: 132654

046GR13M082-FE02

MB04600601301

HANCOCK COUNTY US 60. US 60 OVER BLACKFORD CREEK
(MP 0.001) BRIDGE DECK OVERLAY.

Project Line No	Bid Code	DESCRIPTION	Quantity	Unit
0010	02014	BARRICADE-TYPE III	4.00	EACH
0020	02562	TEMPORARY SIGNS	200.00	SQFT
0030	02650	MAINTAIN & CONTROL TRAFFIC - APPLIES TO 016B00061N	1.00	LS
0040	02653	LANE CLOSURE	2.00	EACH
0050	02654	TRUCK MOUNTED ATTENUATOR	1.00	EACH
0060	02671	PORTABLE CHANGEABLE MESSAGE SIGN	2.00	EACH
0070	03304	BRIDGE OVERLAY APPROACH PAVEMENT	623.00	SQYD
0080	04933	TEMP SIGNAL 2 PHASE	1.00	EACH
0090	06514	PAVE STRIPING-PERM PAINT-4 IN	1,750.00	LF
0100	06550	PAVE STRIPING-TEMP REM TAPE-W - 4"	2,750.00	LF
0110	06551	PAVE STRIPING-TEMP REM TAPE-Y - 4"	1,700.00	LF
0120	08504	EPOXY SAND SLURRY	118.00	SQYD
0130	08526	CONC CLASS M FULL DEPTH PATCH	1.00	CUYD
0140	08534	CONCRETE OVERLAY-LATEX	42.00	CUYD
0150	08534	CONCRETE OVERLAY-LATEX - (APPROACH)	6.00	CUYD
0160	08549	BLAST CLEANING	1,130.00	SQYD
0170	08549	BLAST CLEANING - (APPROACH)	160.00	SQYD
0180	08550	HYDRODEMOLITION	1,004.00	SQYD
0190	08551	MACHINE PREP OF SLAB - (APPROACH)	160.00	SQYD
0200	20411ED	LAW ENFORCEMENT OFFICER	40.00	HOUR
0210	24094EC	PARTIAL DEPTH PATCHING	15.00	CUYD
0220	02569	DEMOBILIZATION	1.00	LS

MATERIAL SUMMARY

CONTRACT ID: 132654

046GR13M082-FE02

MB04603341301

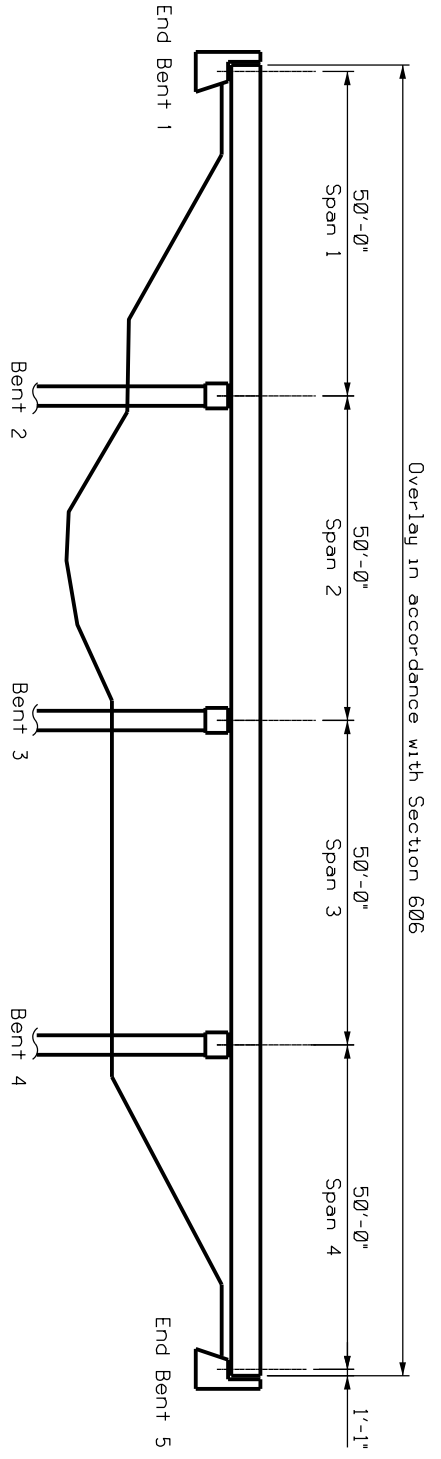
HANCOCK COUNTY KY 334. KY 334 OVER YELLOW CREEK
(MP 7.926) BRIDGE DECK OVERLAY.

Project Line No	Bid Code	DESCRIPTION	Quantity	Unit
0010	02014	BARRICADE-TYPE III	4.00	EACH
0020	02562	TEMPORARY SIGNS	200.00	SQFT
0030	02650	MAINTAIN & CONTROL TRAFFIC - (APPLIES TO 046B00013N)	1.00	LS
0040	02671	PORTABLE CHANGEABLE MESSAGE SIGN	1.00	EACH
0050	03295	EXPAN JOINT REPLACE 2 IN	28.00	LF
0060	03299	ARMORED EDGE FOR CONCRETE	55.50	LF
0070	03300	ELIMINATE TRANSVERSE JOINT	60.00	LF
0080	03304	BRIDGE OVERLAY APPROACH PAVEMENT	237.00	SQYD
0090	06514	PAVE STRIPING-PERM PAINT-4 IN	440.00	LF
0100	08150	STEEL REINFORCEMENT	892.50	LB
0110	08504	EPOXY SAND SLURRY	102.00	SQYD
0120	08526	CONC CLASS M FULL DEPTH PATCH	11.00	CUYD
0130	08534	CONCRETE OVERLAY-LATEX	14.00	CUYD
0140	08549	BLAST CLEANING	422.00	SQYD
0150	08551	MACHINE PREP OF SLAB	320.00	SQYD
0160	24094EC	PARTIAL DEPTH PATCHING	12.00	CUYD
0170	02569	DEMOBILIZATION	1.00	LS

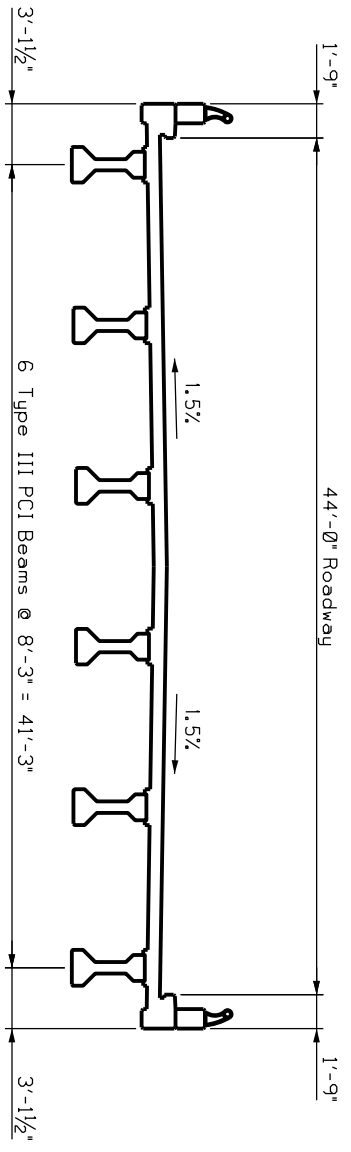
046B00030N

Owensboro

Lewisport

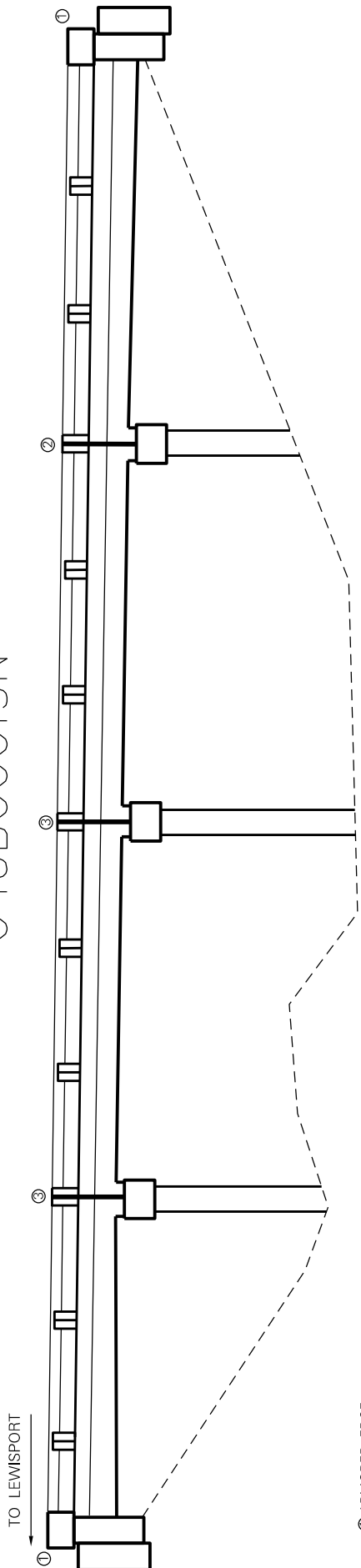


ELEVATION
Skew 13° Lt.

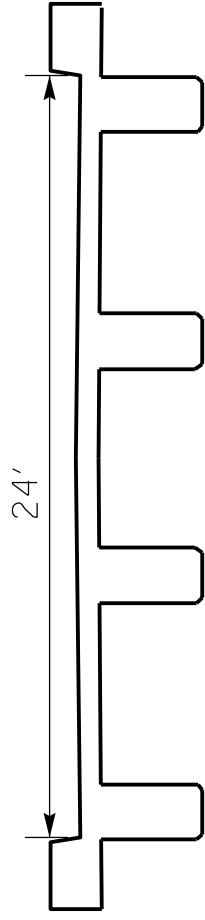


TYPICAL SECTION

046B00013N



4 30' RCDG SPANS 30 SKEW RIGHT

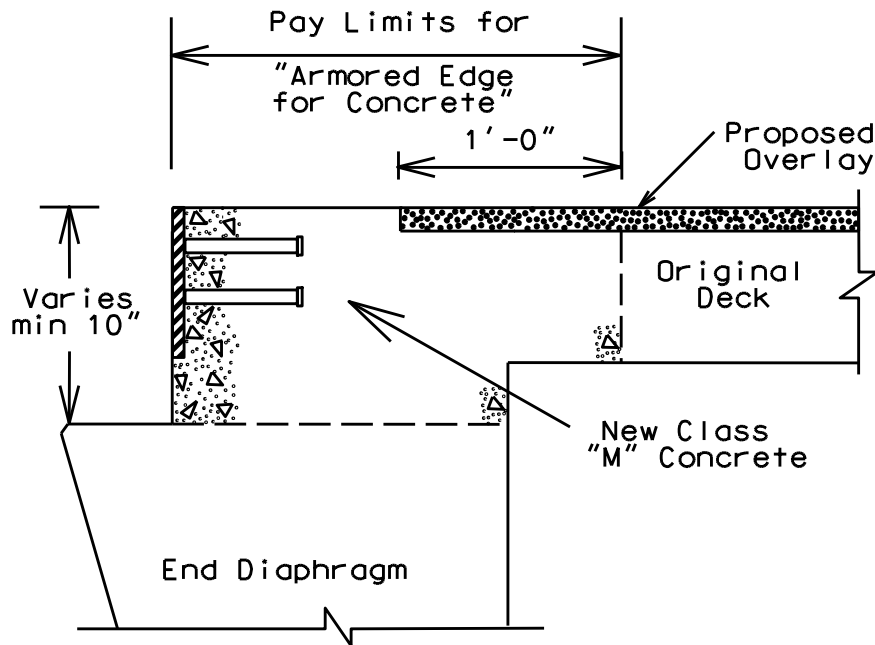
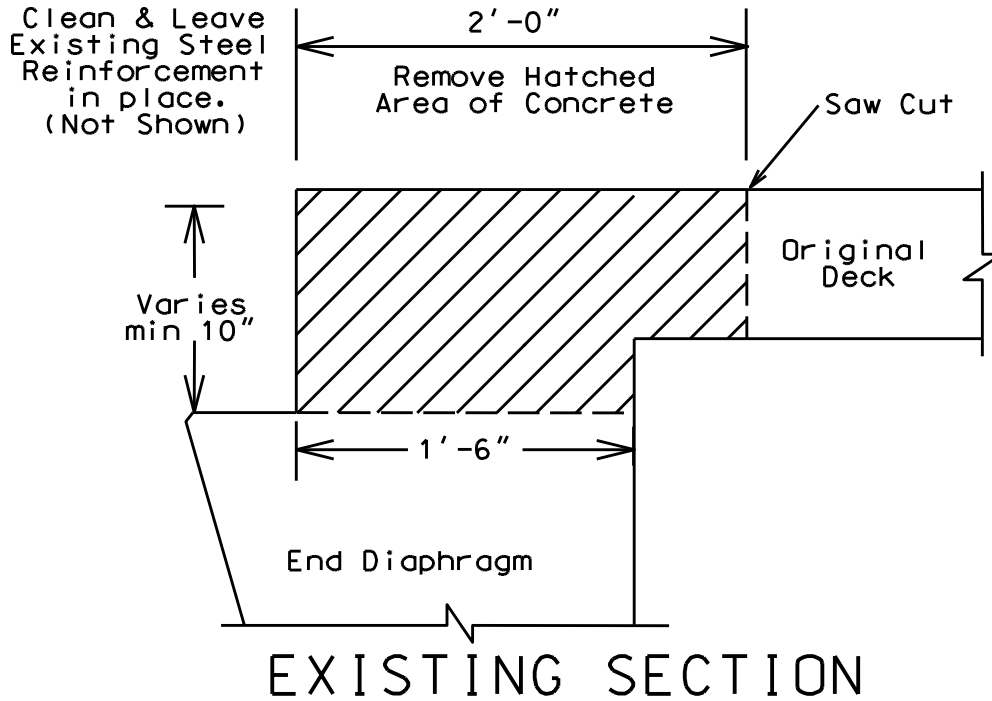


- ① ARMORED EDGE
- ② Expansion Joint Replacement - 2 IN
- ③ Eliminate Transverse Joint

FE02 046B000013N

Not to Scale

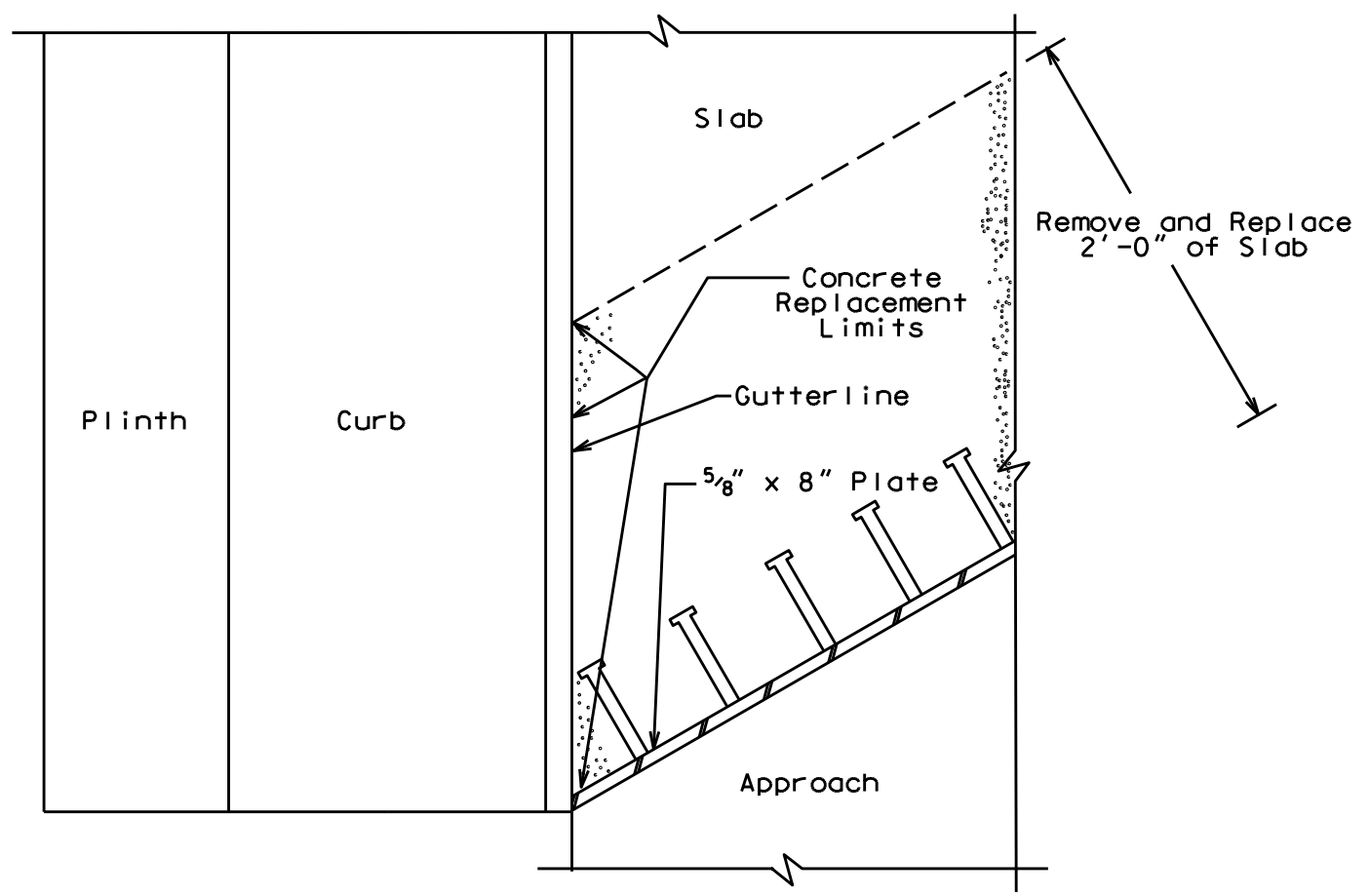
ARMORED EDGE DETAIL



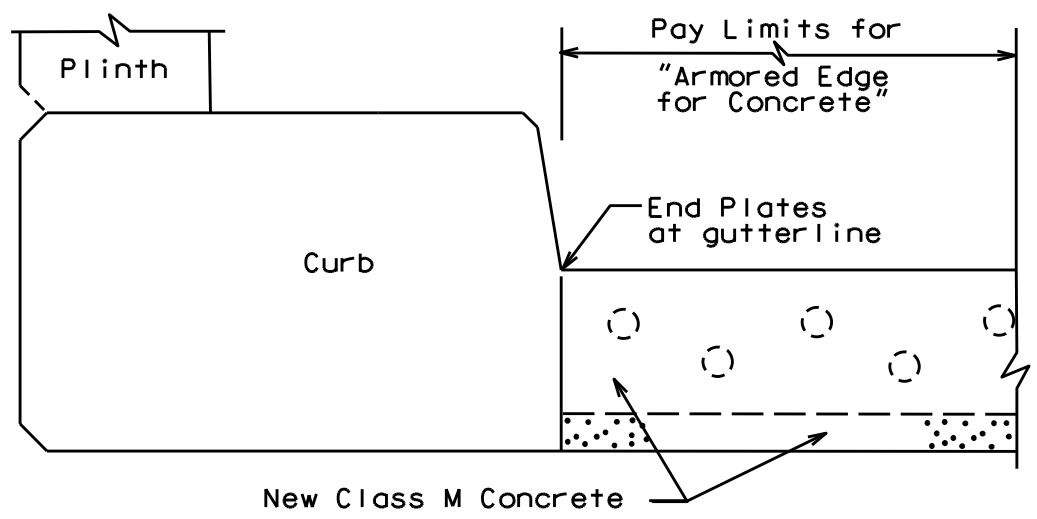
See Std. Drwg.
BJE-001
Current Edition

FE02 046B00013N

Not to Scale CURB SECTION



PLAN VIEW @ CURB

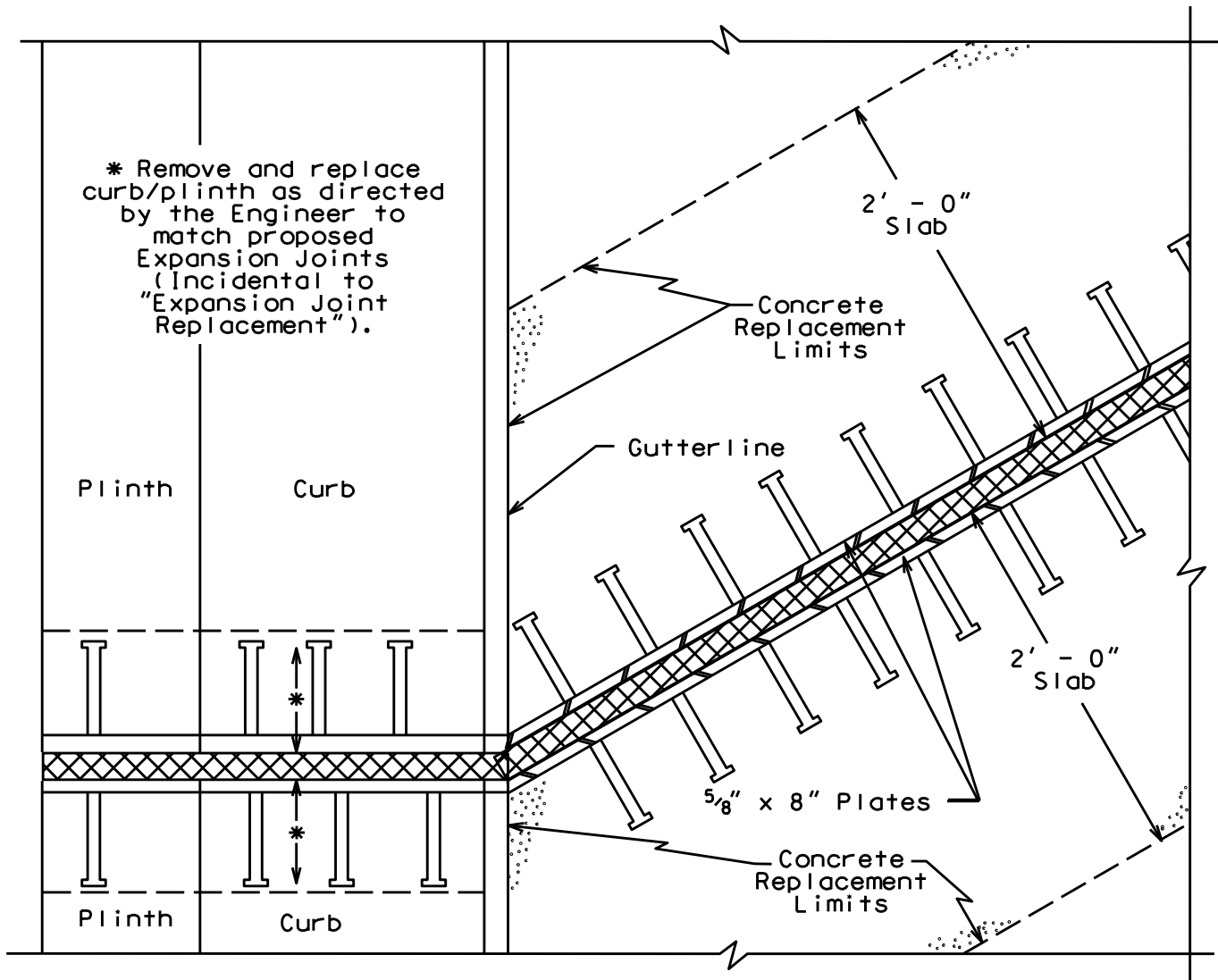


PROPOSED SECTION @ CURB

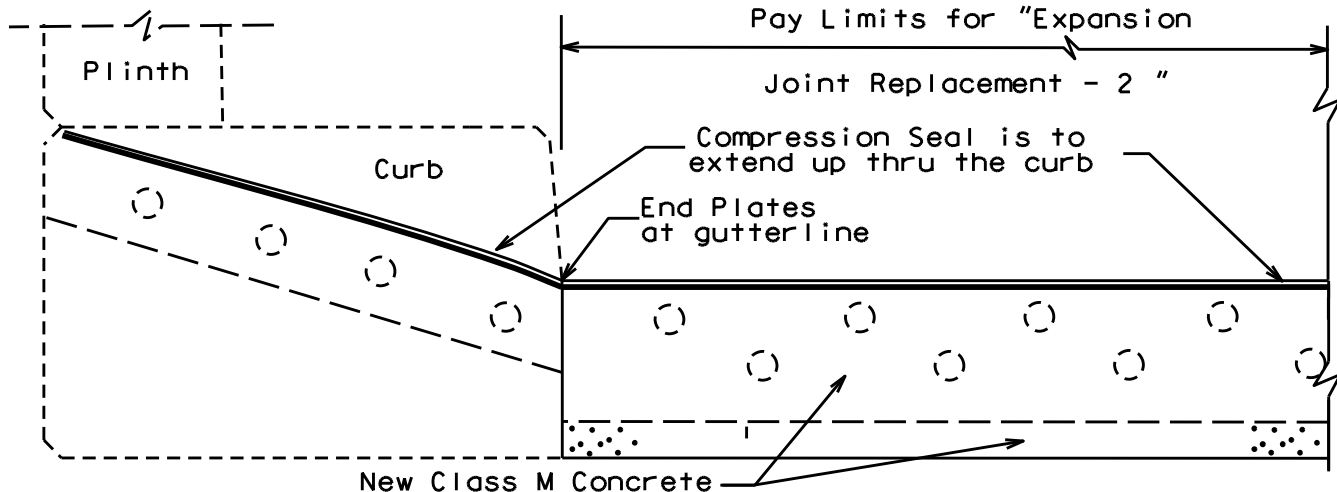
FE02 046B00013N

Not to Scale

CURB SECTION



PLAN VIEW @ CURB

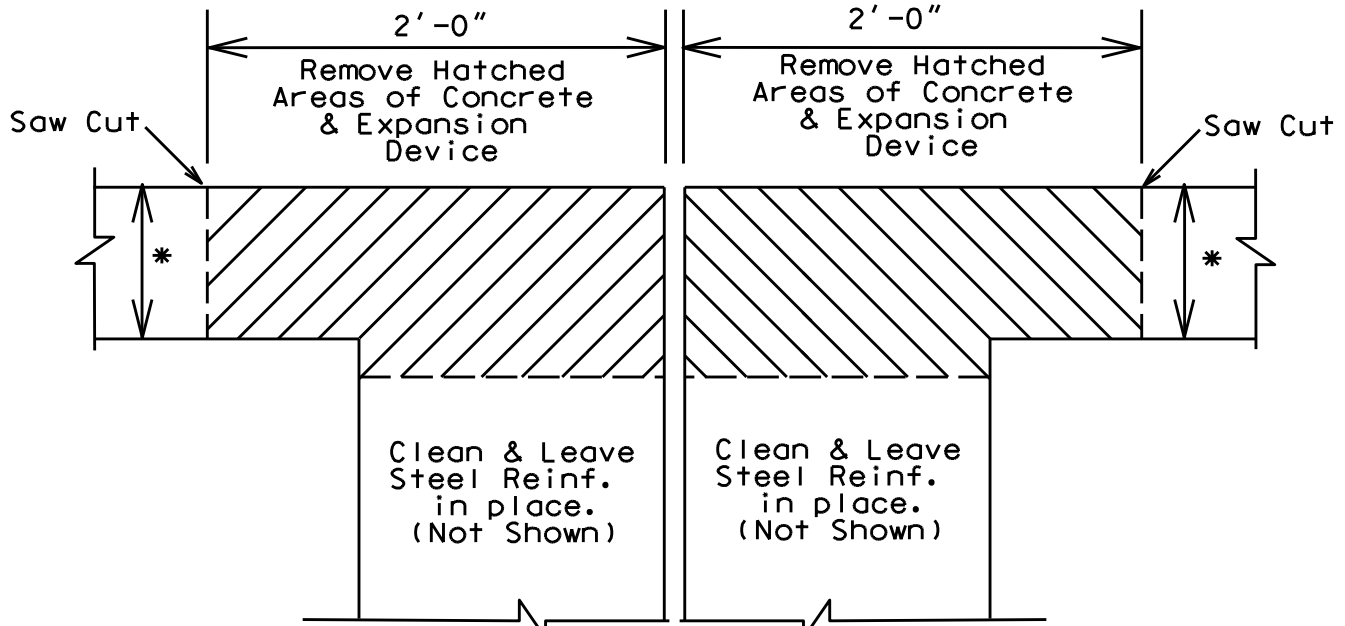


PROPOSED SECTION @ CURB

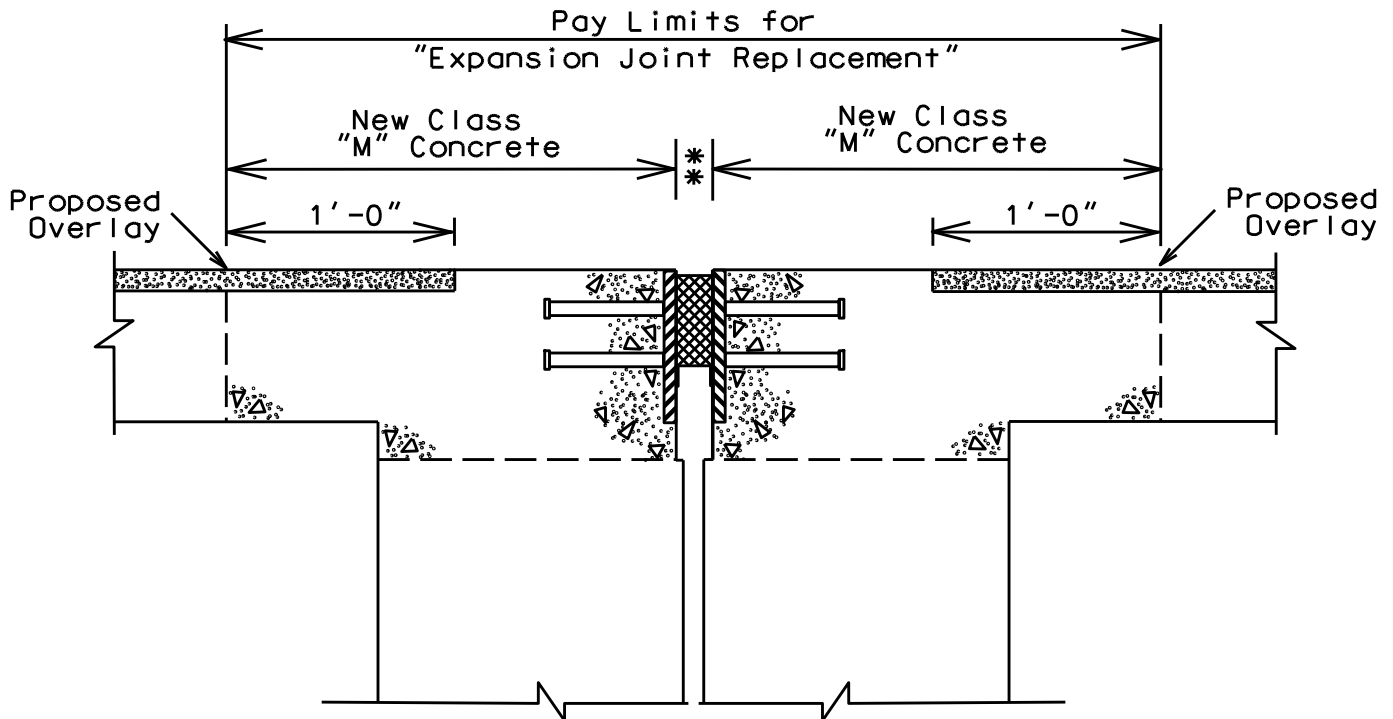
FE02 046B00013N

Not to Scale

EXPANSION DAM DETAIL



EXISTING SECTION



*SEE NOTES

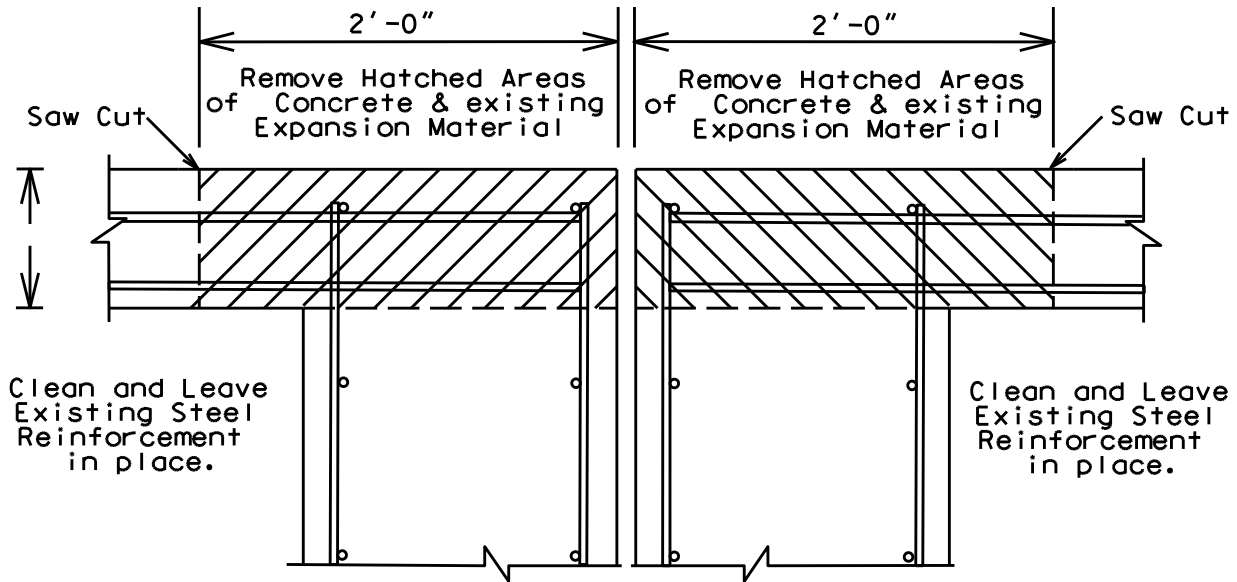
See Std. Drwg.
BJE-001-10

PROPOSED SECTION

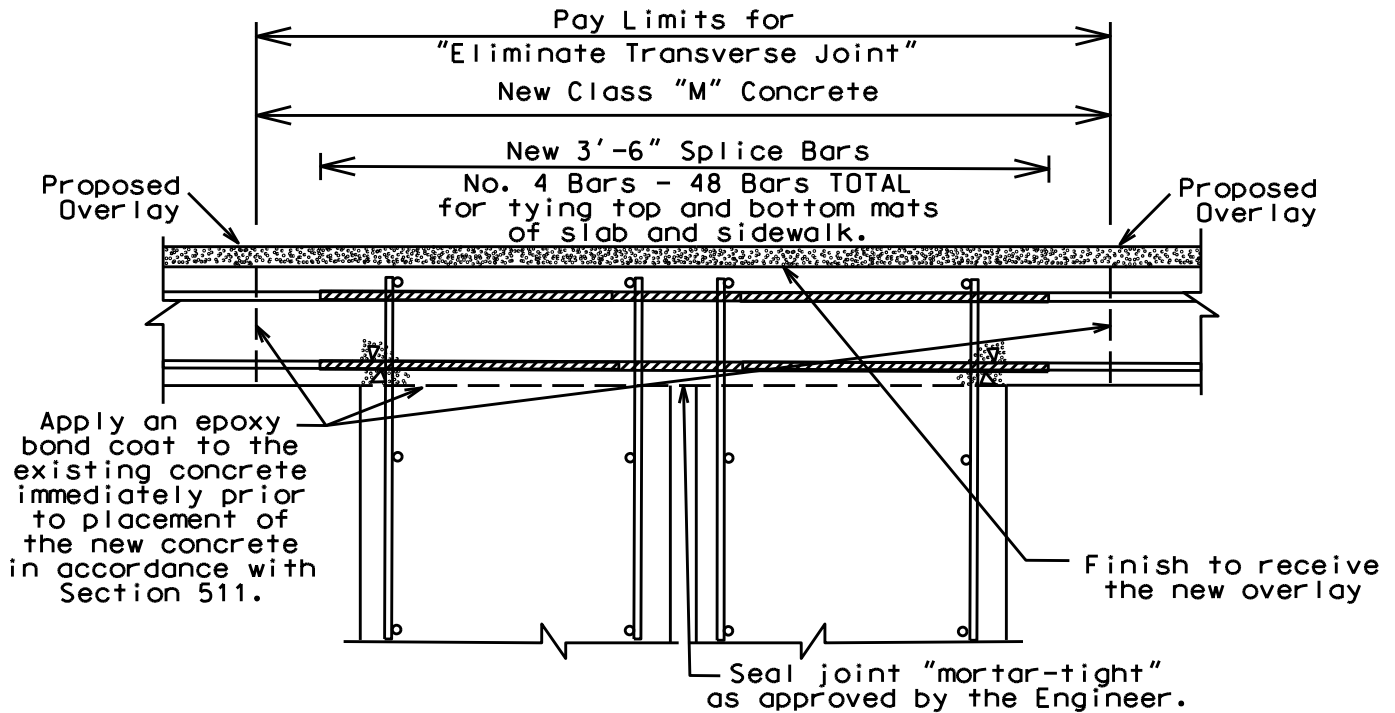
FE02 046B00013N

Not to Scale

ELIMINATE TRANSVERSE JOINT DETAIL



EXISTING SECTION

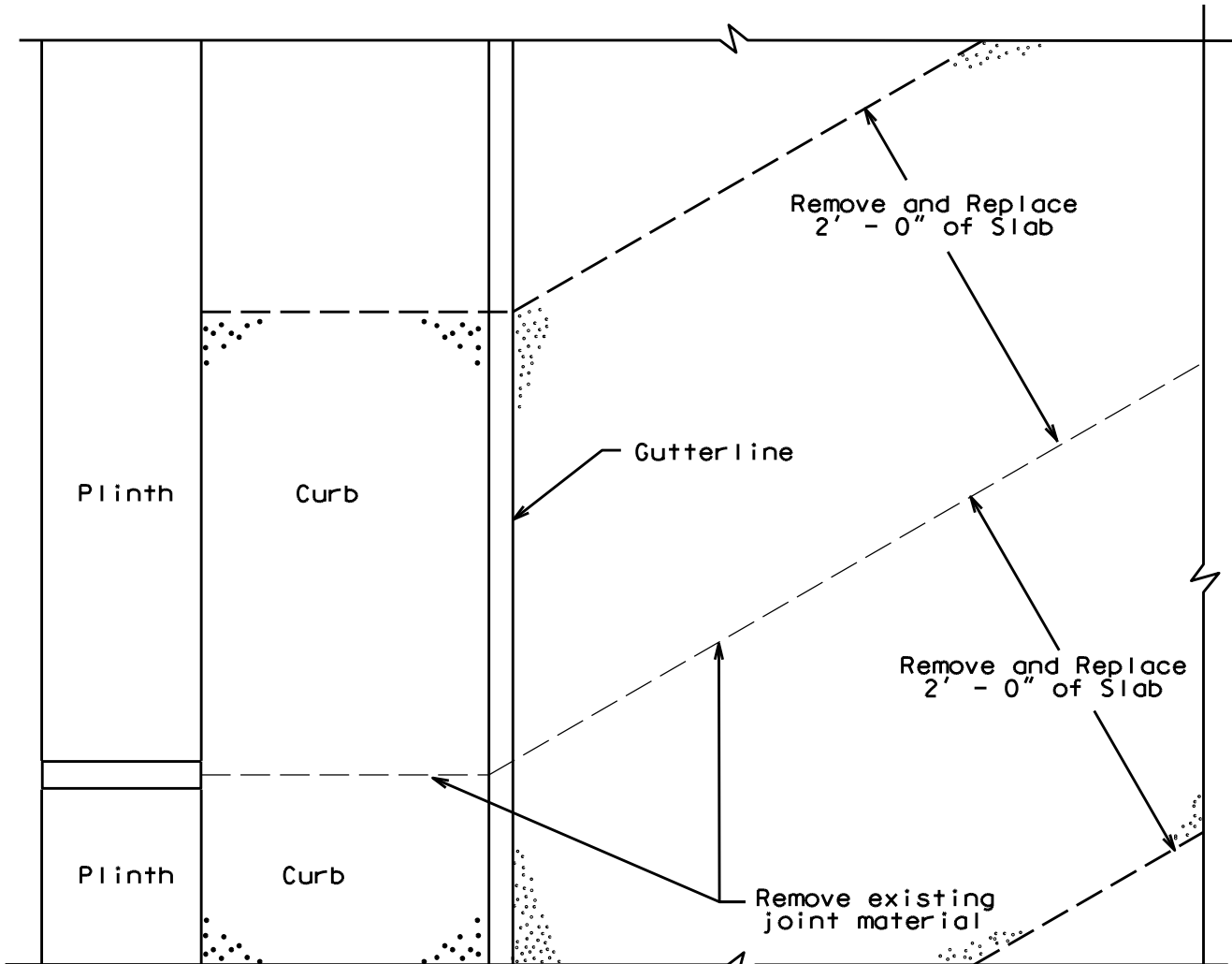


PROPOSED SECTION

FE02 046B00013N

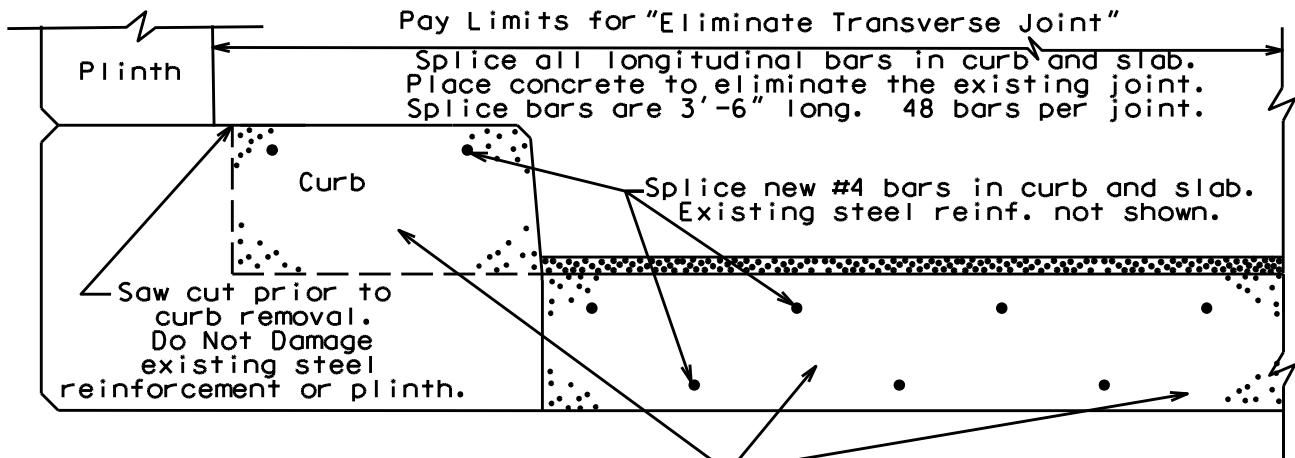
Not to Scale

ELIMINATE TRANSVERSE JOINT - CURB SECTION



NOTE: Do Not Disturb existing steel reinforcement or Plinth.

PLAN VIEW @ CURB



PROPOSED SECTION @ CURB

PART II
SPECIFICATIONS AND STANDARD DRAWINGS

SPECIFICATIONS REFERENCE

Any reference in the plans or proposal to previous editions of the *Standard Specifications for Road and Bridge Construction* and *Standard Drawings* are superseded by *Standard Specifications for Road and Bridge Construction, Edition of 2012* and *Standard Drawings, Edition of 2012 with the 2012 Revision*.

**Supplemental Specifications to the
Standard Specifications for Road and Bridge Construction, 2012 Edition
Effective with the April 19, 2013 Letting**

Subsection:	109.07.02 Fuel.
Revision:	Revise item Crushed Aggregate Used for Embankment Stabilization to the following: Crushed Aggregate Used for Stabilization of Unsuitable Materials Used for Embankment Stabilization
Subsection:	112.03.12 Project Traffic Coordinator (PTC).
Revision:	Replace the last paragraph of this subsection with the following: Ensure the designated PTC has sufficient skill and experience to properly perform the task assigned and has successfully completed the qualification courses.
Subsection:	112.04.18 Diversions (By-Pass Detours).
Revision:	Insert the following sentence after the 2nd sentence of this subsection. The Department will not measure temporary drainage structures needed for the diversion for payment. These items are incidental to this item of work.
Subsection:	206.04.01 Embankment-in-Place.
Revision:	Replace the fourth paragraph with the following: The Department will not measure suitable excavation included in the original plans that is disposed of for payment and will consider it incidental to Embankment-in-Place.
Subsection:	208.02.01 Cement.
Revision:	Replace paragraph with the following: Select Type I or Type II cement conforming to Section 801. Use the same type cement throughout the work.
Subsection:	208.03.06 Curing and Protection.
Revision:	Replace the fourth paragraph with the following: Do not allow traffic or equipment on the finished surface until the stabilized subgrade has cured for a total of 7-days with an ambient air temperature above 40 degrees Fahrenheit. A curing day consists of a continuous 24-hour period in which the ambient air temperature does not fall below 40 degrees Fahrenheit. Curing days will not be calculated consecutively, but must total seven (7) , 24-hour days with the ambient air temperature remaining at or above 40 degrees Fahrenheit before traffic or equipment will be allowed to traverse the stabilized subgrade. The Department may allow a shortened curing period when the Contractor requests. The Contractor shall give the Department at least 3 day notice of the request for a shortened curing period. The Department will require a minimum of 3 curing days after final compaction. The Contractor shall furnish cores to the treated depth of the roadbed at 500 feet intervals for each lane when a shortened curing time is requested. The Department will test cores using an unconfined compression test. Roadbed cores must achieve a minimum strength requirement of 80 psi.
Subsection:	208.03.06 Curing and Protection.
Revision:	Replace paragraph nine with the following: At no expense to the Department, repair any damage to the subgrade caused by freezing.

**Supplemental Specifications to the
Standard Specifications for Road and Bridge Construction, 2012 Edition
Effective with the April 19, 2013 Letting**

Subsection: Revision:	213.03.02 Progress Requirements. Replace the last sentence of the third paragraph with the following: Additionally, the Department will apply a penalty equal to the liquidated damages when all aspects of the work are not coordinated in an acceptable manner within 7 calendar days after written notification.
Subsection: Part: Number: Revision:	402.03.02 Contractor Quality Control and Department Acceptance. D) Testing Responsibilities. 4) Density. Replace the second sentence of the Option A paragraph with the following: Perform coring by the end of the following work day.
Subsection: Revision:	403.02.10 Material Transfer Vehicle (MTV). Replace the first sentence with the following: In addition to the equipment specified above, provide a MTV with the following minimum characteristics:
Subsection: Revision:	412.02.09 Material Transfer Vehicle (MTV). Replace the paragraph with the following: Provide and utilize a MTV with the minimum characteristics outlined in section 403.02.10.
Subsection: Revision:	412.03.07 Placement and Compaction. Replace the first paragraph with the following: Use a MTV when placing SMA mixture in the driving lanes. The MTV is not required on ramps and/or shoulders unless specified in the contract. When the Engineer determines the use of the MTV is not practical for a portion of the project, the Engineer may waive its requirement for that portion of pavement by a letter documenting the waiver.
Subsection: Revision:	412.04 MEASUREMENT. Add the following subsection: 412.04.03. Material Transfer Vehicle (MTV). The Department will not measure the MTV for payment and will consider its use incidental to the asphalt mixture.
Subsection: Part: Revision:	501.03.19 Surface Tolerances and Testing Surface. B) Ride Quality. Add the following to the end of the first paragraph: The Department will specify if the ride quality requirements are Category A or Category B when ride quality is specified in the Contract. Category B ride quality requirements shall apply when the Department fails to classify which ride quality requirement will apply to the Contract.
Subsection: Revision:	605.03.04 Tack Welding. Insert the subsection and the following: 605.03.04 Tack Welding. The Department does not allow tack welding.
Subsection: Part: Number: Revision:	606.03.17 Special Requirements for Latex Concrete Overlays. A) Existing Bridges and New Structures. 1) Prewetting and Grout-Bond Coat. Add the following sentence to the last paragraph: Do not apply a grout-bond coat on bridge decks prepared by hydrodemolition.

**Supplemental Specifications to the
Standard Specifications for Road and Bridge Construction, 2012 Edition
Effective with the April 19, 2013 Letting**

Subsection:	609.03 Construction.
Revision:	Replace Subsection 609.03.01 with the following: 609.03.01 A) Swinging the Spans. Before placing concrete slabs on steel spans or precast concrete release the temporary erection supports under the bridge and swing the span free on its supports. 609.03.01 B) Lift Loops. Cut all lift loops flush with the top of the precast beam once the beam is placed in the final location and prior to placing steel reinforcement. At locations where lift loops are cut, paint the top of the beam with galvanized or epoxy paint.
Subsection:	611.03.02 Precast Unit Construction.
Revision:	Replace the first sentence of the subsection with the following: Construct units according to ASTM C1577, replacing Table 1 (Design Requirements for Precast Concrete Box Sections Under Earth, Dead and HL-93 Live Load Conditions) with KY Table 1 (Precast Culvert KYHL-93 Design Table) , and Section 605 with the following exceptions and additions:
Subsection:	613.03.01 Design.
Number:	2)
Revision:	Replace "AASHTO Standard Specifications for Highway Bridges" with "AASHTO LRFD Bridge Design Specifications"
Subsection:	615.06.02
Revision:	Add the following sentence to the end of the subsection. The ends of units shall be normal to walls and centerline except exposed edges shall be beveled ¾ inch.
Subsection:	615.06.03 Placement of Reinforcement in Precast 3-Sided Units.
Revision:	Replace the reference of 6.6 in the section to 615.06.06.
Subsection:	615.06.04 Placement of Reinforcement for Precast Endwalls.
Revision:	Replace the reference of 6.7 in the section to 615.06.07.
Subsection:	615.06.06 Laps, Welds, and Spacing for Precast 3-Sided Units.
Revision:	Replace the subsection with the following: Tension splices in the circumferential reinforcement shall be made by lapping. Laps may not be tack welded together for assembly purposes. For smooth welded wire fabric, the overlap shall meet the requirements of AASHTO 2012 Bridge Design Guide Section 5.11.2.5.2 and AASHTO 2012 Bridge Design Guide Section 5.11.6.3. For deformed welded wire fabric, the overlap shall meet the requirements of AASHTO 2012 Bridge Design Guide Section 5.11.2.5.1 and AASHTO 2012 Bridge Design Guide Section 5.11.6.2. The overlap of welded wire fabric shall be measured between the outer most longitudinal wires of each fabric sheet. For deformed billet-steel bars, the overlap shall meet the requirements of AASHTO 2012 Bridge Design Guide Section 5.11.2.1. For splices other than tension splices, the overlap shall be a minimum of 12" for welded wire fabric or deformed billet-steel bars. The spacing center to center of the circumferential wires in a wire fabric sheet shall be no less than 2 inches and no more than 4 inches. The spacing center to center of the longitudinal wires shall not be more than 8 inches. The spacing center to center of the longitudinal distribution steel for either line of reinforcing in the top slab shall be not more than 16 inches.

**Supplemental Specifications to the
Standard Specifications for Road and Bridge Construction, 2012 Edition
Effective with the April 19, 2013 Letting**

Subsection:	615.06.07 Laps, Welds, and Spacing for Precast Endwalls.
Revision:	Replace the subsection with the following: Splices in the reinforcement shall be made by lapping. Laps may not be tack welded together for assembly purposes. For smooth welded wire fabric, the overlap shall meet the requirements of AASHTO 2012 Bridge Design Guide Section 5.11.2.5.2 and AASHTO 2012 Bridge Design Guide Section 5.11.6.3. For deformed welded wire fabric, the overlap shall meet the requirements of AASHTO 2012 Bridge Design Guide Section 5.11.2.5.1 and AASHTO 2012 Bridge Design Guide Section 5.11.6.2. For deformed billet-steel bars, the overlap shall meet the requirements of AASHTO 2012 Bridge Design Guide Section 5.11.2.1. The spacing center-to-center of the wire fabric sheet shall not be less than 2 inches or more than 8 inches.
Subsection:	615.08.01 Type of Test Specimen.
Revision:	Replace the subsection with the following: Start-up slump, air content, unit weight, and temperature tests will be performed each day on the first batch of concrete. Acceptable start-up results are required for production of the first unit. After the first unit has been established, random acceptance testing is performed daily for each 50 yd ³ (or fraction thereof). In addition to the slump, air content, unit weight, and temperature tests, a minimum of one set of cylinders shall be required each time plastic property testing is performed.
Subsection:	615.08.02 Compression Testing.
Revision:	Delete the second sentence.
Subsection:	615.08.04 Acceptability of Core Tests.
Revision:	Delete the entire subsection.
Subsection:	615.12 Inspection.
Revision:	Add the following sentences to the end of the subsection: Units will arrive at jobsite with the "Kentucky Oval" stamped on the unit which is an indication of acceptable inspection at the production facility. Units shall be inspected upon arrival for any evidence of damage resulting from transport to the jobsite.

PART III

EMPLOYMENT, WAGE AND RECORD REQUIREMENTS

**TRANSPORTATION CABINET
DEPARTMENT OF HIGHWAYS**

**LABOR AND WAGE REQUIREMENTS
APPLICABLE TO OTHER THAN FEDERAL-AID SYSTEM PROJECTS**

- I. Application
- II. Nondiscrimination of Employees (KRS 344)
- III. Payment of Predetermined Minimum Wages
- IV. Statements and Payrolls

I. APPLICATION

1. These contract provisions shall apply to all work performed on the contract by the contractor with his own organization and with the assistance of workmen under his immediate superintendence and to all work performed on the contract by piecework, station work or by subcontract. The contractor's organization shall be construed to include only workmen employed and paid directly by the contractor and equipment owned or rented by him, with or without operators.

2. The contractor shall insert in each of his subcontracts all of the stipulations contained in these Required Provisions and such other stipulations as may be required.

3. A breach of any of the stipulations contained in these Required Provisions may be grounds for termination of the contract.

II. NONDISCRIMINATION OF EMPLOYEES

**AN ACT OF THE KENTUCKY
GENERAL ASSEMBLY TO PREVENT
DISCRIMINATION IN EMPLOYMENT
KRS CHAPTER 344
EFFECTIVE JUNE 16, 1972**

The contract on this project, in accordance with KRS Chapter 344, provides that during the performance of this contract, the contractor agrees as follows:

1. The contractor shall not fail or refuse to hire, or shall not discharge any individual, or otherwise discriminate against an individual with respect to his compensation, terms, conditions, or privileges of employment, because of such individual's race, color, religion, national origin, sex, disability or age (between forty and seventy); or limit, segregate, or classify his employees in any way which would deprive or tend to deprive an individual of employment opportunities or otherwise adversely affect his status as an employee, because of such individual's race, color, religion, national origin, sex, disability or age (between forty and seventy). The contractor agrees to post in conspicuous places, available to employees and applicants for employment, notices to be provided setting forth the provisions of this nondiscrimination clause.

2. The contractor shall not print or publish or cause to be printed or published a notice or advertisement relating to employment by such an employer or membership in or any classification or referral for employment by the employment agency, indicating any preference, limitation, specification, or discrimination, based on race, color, religion, national origin, sex, disability or age (between forty and seventy), except that such notice or advertisement may indicate a preference, limitation, or specification based on religion, or national origin when religion, or national origin is a bona fide occupational qualification for employment.

3. If the contractor is in control of apprenticeship or other training or retraining, including on-the-job training programs, he shall not discriminate against an individual

because of his race, color, religion, national origin, sex, disability or age (between forty and seventy), in admission to, or employment in any program established to provide apprenticeship or other training.

4. The contractor will send to each labor union or representative of workers with which he has a collective bargaining agreement or other contract or understanding, a notice to be provided advising the said labor union or workers' representative of the contractor's commitments under this section, and shall post copies of the notice in conspicuous places available to employees and applicants for employment. The contractor will take such action with respect to any subcontract or purchase order as the administering agency may direct as a means of enforcing such provisions, including sanctions for non-compliance.

III. PAYMENT OF PREDETERMINED MINIMUM WAGES

1. These special provisions are supplemented elsewhere in the contract by special provisions which set forth certain predetermined minimum wage rates. The contractor shall pay not less than those rates.

2. The minimum wage determination schedule shall be posted by the contractor, in a manner prescribed by the Department of Highways, at the site of the work in prominent places where it can be easily seen by the workers.

IV. STATEMENTS AND PAYROLLS

1. All contractors and subcontractors affected by the terms of KRS 337.505 to 337.550 shall keep full and accurate payroll records covering all disbursements of wages to their employees to whom they are required to pay not less than the prevailing rate of wages. Payrolls and basic records relating thereto will be maintained during the course of the work and preserved for a period of one (1) year from the date of completion of this contract.

2. The payroll records shall contain the name, address and social security number of each employee, his correct classification, rate of pay, daily and weekly number of hours worked, itemized deductions made and actual wages paid.

3. The contractor shall make his daily records available at the project site for inspection by the State Department of Highways contracting office or his authorized representative.

Periodic investigations shall be conducted as required to assure compliance with the labor provisions of the contract. Interrogation of employees and officials of the contractor shall be permitted during working hours.

Aggrieved workers, Highway Managers, Assistant District Engineers, Resident Engineers and Project Engineers shall report all complaints and violations to the Division of Contract Procurement.

The contractor shall be notified in writing of apparent violations. The contractor may correct the reported violations and notify the Department of Highways of the action taken or may request an informal hearing. The request for hearing shall be in writing within ten (10) days after receipt of the notice of the reported violation. The contractor may submit

records and information which will aid in determining the true facts relating to the reported violations.

Any person or organization aggrieved by the action taken or the findings established as a result of an informal hearing by the Division of Contract Procurement may request a formal hearing.

4. The wages of labor shall be paid in legal tender of the United States, except that this condition will be considered satisfied if payment is made by a negotiable check, on a solvent bank, which may be cashed readily by the employee in the local community for the full amount, without discount or collection charges of any kind. Where checks are used for payments, the contractor shall make all necessary arrangements for them to be cashed and shall give information regarding such arrangements.

5. No fee of any kind shall be asked or accepted by the contractor or any of his agents from any person as a condition of employment on the project.

6. No laborers shall be charged for any tools used in performing their respective duties except for reasonably avoidable loss or damage thereto.

7. Every employee on the work covered by this contract shall be permitted to lodge, board, and trade where and with whom he elects and neither the contractor nor his agents, nor his employees shall directly or indirectly require as a condition of employment that an employee shall lodge, board or trade at a particular place or with a particular person.

8. Every employee on the project covered by this contract shall be an employee of either the prime contractor or an approved subcontractor.

9. No charge shall be made for any transportation furnished by the contractor or his agents to any person employed on the work.

10. No individual shall be employed as a laborer or mechanic on this contract except on a wage basis, but this shall not be construed to prohibit the rental of teams, trucks or other equipment from individuals.

No Covered employee may be employed on the work except in accordance with the classification set forth in the schedule mentioned above; provided, however, that in the event additional classifications are required, application shall be made by the contractor to the Department of Highways and (1) the Department shall request appropriate classifications and rates from the proper agency, or (2) if there is urgent need for additional classification to avoid undue delay in the work, the contractor may employ such workmen at rates deemed comparable to rates established for similar classifications provided he has made written application through the Department of Highways, addressed to the proper agency, for the supplemental rates. The contractor shall retroactively adjust, upon receipt of the supplemental rates schedule, the wages of any employee paid less than the established rate and may adjust the wages of any employee overpaid.

11. No contractor or subcontractor contracting for any part of the contract work which may require or involve the employment of laborers or mechanics shall require or permit any laborer or mechanic in any work-week in which he is employed on such work, to work in excess of eight hours in any calendar day or in excess of forty hours in such work-week unless such laborer or mechanic receives compensation at a rate not less than one and one half times his basic rate of pay for all hours worked in excess of eight hours in any calendar day or in excess of forty hours in such work-week. A laborer, workman or mechanic and an employer may enter into a written agreement or a collective bargaining agreement to work more than eight (8) hours a calendar day but not more than ten (10) hours a calendar day for the straight time hourly rate. This agreement shall be in writing and shall be executed prior to the employee working in excess of eight (8) hours, but not more than ten (10) hours, in any one (1) calendar day.

12. Payments to the contractor may be suspended or withheld due to failure of the contractor to pay any laborer or

mechanic employed or working on the site of the work, all or part of the wages required under the terms of the contract. The Department may suspend or withhold payments only after the contractor has been given written notice of the alleged violation and the contractor has failed to comply with the wage determination of the Department of Highways.

13. Contractors and subcontractors shall comply with the sections of Kentucky Revised Statutes, Chapter 337 relating to contracts for Public Works.

Revised 2-16-95

EXECUTIVE BRANCH CODE OF ETHICS

In the 1992 regular legislative session, the General Assembly passed and Governor Brereton Jones signed Senate Bill 63 (codified as KRS 11A), the Executive Branch Code of Ethics, which states, in part:

KRS 11A.040 (6) provides:

No present or former public servant shall, within six (6) months of following termination of his office or employment, accept employment, compensation or other economic benefit from any person or business that contracts or does business with the state in matters in which he was directly involved during his tenure. This provision shall not prohibit an individual from returning to the same business, firm, occupation, or profession in which he was involved prior to taking office or beginning his term of employment, provided that, for a period of six (6) months, he personally refrains from working on any matter in which he was directly involved in state government. This subsection shall not prohibit the performance of ministerial functions, including, but not limited to, filing tax returns, filing applications for permits or licenses, or filing incorporation papers.

KRS 11A.040 (8) states:

A former public servant shall not represent a person in a matter before a state agency in which the former public servant was directly involved, for a period of one (1) year after the latter of:

- a) The date of leaving office or termination of employment; or
- b) The date the term of office expires to which the public servant was elected.

This law is intended to promote public confidence in the integrity of state government and to declare as public policy the idea that state employees should view their work as a public trust and not as a way to obtain private benefits.

If you have worked for the executive branch of state government within the past six months, you may be subject to the law's prohibitions. The law's applicability may be different if you hold elected office or are contemplating representation of another before a state agency.

Also, if you are affiliated with a firm which does business with the state and which employs former state executive-branch employees, you should be aware that the law may apply to them.

In case of doubt, the law permits you to request an advisory opinion from the Executive Branch Ethics Commission, Room 136, Capitol Building, 700 Capitol Avenue, Frankfort, Kentucky 40601; telephone (502) 564-7954.

Kentucky Equal Employment Opportunity Act of 1978

The requirements of the Kentucky Equal Employment Opportunity Act of 1978 (KRS 45.560-45.640) shall apply to this Contract. The apparent low Bidder will be required to submit EEO forms to the Division of Construction Procurement, which will then forward to the Finance and Administration Cabinet for review and approval. No award will become effective until all forms are submitted and EEO/CC has certified compliance. The required EEO forms are as follows:

- EEO-1: Employer Information Report
- Affidavit of Intent to Comply
- Employee Data Sheet
- Subcontractor Report

These forms are available on the Finance and Administration's web page under ***Vendor Information, Standard Attachments and General Terms*** at the following address:
<https://www.eProcurement.ky.gov>.

Bidders currently certified as being in compliance by the Finance and Administration Cabinet may submit a copy of their approval letter in lieu of the referenced EEO forms.

For questions or assistance please contact the Finance and Administration Cabinet by email at **finance.contractcompliance@ky.gov** or by phone at 502-564-2874.

General Decision Number: KY130102 02/01/2013 KY102

Superseded General Decision Number: KY20120127

State: Kentucky

Construction Type: Highway

Counties: Allen, Ballard, Butler, Caldwell, Calloway, Carlisle, Christian, Crittenden, Daviess, Edmonson, Fulton, Graves, Hancock, Henderson, Hickman, Hopkins, Livingston, Logan, Lyon, Marshall, McCracken, McLean, Muhlenberg, Ohio, Simpson, Todd, Trigg, Union, Warren and Webster Counties in Kentucky.

HIGHWAY CONSTRUCTION PROJECTS (excluding tunnels, building structures in rest area projects & railroad construction; bascule, suspension & spandrel arch bridges designed for commercial navigation, bridges involving marine construction; and other major bridges).

Modification Number	Publication Date
0	01/04/2013
1	02/01/2013

BRIN0004-002 06/01/2011

BALLARD, BUTLER, CALDWELL, CARLISLE, CRITTENDEN, DAVIESS, EDMONSON, FULTON, GRAVES, HANCOCK, HENDERSON, HICKMAN, HOPKINS, LIVINGSTON, LYON, MARSHALL, MCCRACKEN, MCLEAN, MUHLENBERG, OHIO, UNION, and WEBSTER COUNTIES

	Rates	Fringes
BRICKLAYER Ballard, Caldwell, Carlisle, Crittenden, Fulton, Graves, Hickman, Livingston, Lyon, Marshall, and McCracken Counties.....	\$ 24.11	10.30
Butler, Edmonson, Hopkins, Muhlenberg, and Ohio Counties.....	\$ 24.61	10.22
Daviess, Hancock, Henderson, McLean, Union, and Webster Counties.....	\$ 28.47	12.78

BRTN0004-005 05/01/2009

ALLEN, CALLOWAY, CHRISTIAN, LOGAN, SIMPSON, TODD, TRIGG, and WARREN COUNTIES

	Rates	Fringes
BRICKLAYER.....	\$ 24.52	1.83

CARP0357-002 07/01/2012

	Rates	Fringes
CARPENTER.....	\$ 26.40	13.91
Diver.....	\$ 39.98	13.91
PILEDRIVERMAN.....	\$ 26.65	13.91

ELEC0369-006 05/30/2012

BUTLER, EDMONSON, LOGAN, TODD & WARREN COUNTIES:

	Rates	Fringes
ELECTRICIAN.....	\$ 29.32	13.78

ELEC0429-001 02/01/2010

ALLEN & SIMPSON COUNTIES:

	Rates	Fringes
ELECTRICIAN.....	\$ 21.85	10.35

* ELEC0816-002 06/01/2012

BALLARD, CALDWELL, CALLOWAY, CARLISLE, CHRISTIAN, CRITTENDEN,
FULTON (Except a 5 mile radius of City Hall in Fulton), GRAVES,
HICKMAN, LIVINGSTON, LYON, MARSHALL, MCCRACKEN & TRIGG COUNTIES:

	Rates	Fringes
ELECTRICIAN.....	\$ 29.95	25.5%+5.35

Cable spicers receive \$.25 per hour additional.

ELEC1701-003 06/01/2012

DAVISS, HANCOCK, HENDERSON, HOPKINS, MCLEAN, MUHLENBERG, OHIO,
UNION & WEBSTER COUNTIES:

	Rates	Fringes
ELECTRICIAN.....	\$ 29.52	13.66

Cable spicers receive \$.25 per hour additional.

ELEC1925-002 06/01/2012

FULTON COUNTY (Up to a 5 mile radius of City Hall in Fulton):

	Rates	Fringes
CABLE SPLICER.....	\$ 25.00	10.27
ELECTRICIAN.....	\$ 25.00	10.43

ENGI0181-017 07/01/2012

	Rates	Fringes
Operating Engineer:		
GROUP 1.....	\$ 27.35	13.40
GROUP 2.....	\$ 24.87	13.40

GROUP 3.....	\$ 25.26	13.40
GROUP 4.....	\$ 24.60	13.40

OPERATING ENGINEER CLASSIFICATIONS

GROUP 1 - A-Frame Winch Truck; Auto Patrol; Backfiller; Batch Plant; Bituminous Paver; Bituminous Transfer Machine; Boom Cat; Bulldozer; Mechanic; Cableway; Carry-All Scoop; Carry Deck Crane; Central Compressor Plant; Cherry Picker; Clamshell; Concrete Mixer (21 cu. ft. or Over); Concrete Paver; Truck-Mounted Concrete Pump; Core Drill; Crane; Crusher Plant; Derrick; Derrick Boat; Ditching & Trenching Machine; Dragline; Dredge Operator; Dredge Engineer; Elevating Grader & Loaders; Grade-All; Gurrries; Heavy Equipment Robotics Operator/Mechanic; High Lift; Hoe-Type Machine; Hoist (Two or More Drums); Hoisting Engine (Two or More Drums); Horizontal Directional Drill Operator; Hydrocrane; Hyster; KeCal Loader; LeTourneau; Locomotive; Mechanic; Mechanically Operated Laser Screed; Mechanic Welder; Mucking Machine; Motor Scraper; Orangepeel Bucket; Overhead Crane; Piledriver; Power Blade; Pumpcrete; Push Dozer; Rock Spreader, attached to equipment; Rotary Drill; Roller (Bituminous); Rough Terrain Crane; Scarifier; Scoopmobile; Shovel; Side Boom; Subgrader; Tailboom; Telescoping Type Forklift; Tow or Push Boat; Tower Crane (French, German & other types); Tractor Shovel; Truck Crane; Tunnel Mining Machines, including Moles, Shields or similar types of Tunnel Mining Equipment

GROUP 2 - Air Compressor (Over 900 cu. ft. per min.); Bituminous Mixer; Boom Type Tamping Machine; Bull Float; Concrete Mixer (Under 21 cu. ft.); Dredge Engineer; Electric Vibrator; Compactor/Self-Propelled Compactor; Elevator (One Drum or Buck Hoist); Elevator (When used to Hoist Building Material); Finish Machine; Firemen & Hoist (One Drum); Flexplane; Forklift (Regardless of Lift Height); Form Grader; Joint Sealing Machine; Outboard Motor Boat; Power Sweeper (Riding Type); Roller (Rock); Ross Carrier; Skid Mounted or Trailer Mounted Concrete Pump; Skid Steer Machine with all Attachments; Switchman or Brakeman; Throttle Valve Person; Tractair & Road Widening Trencher; Tractor (50 H.P. or Over); Truck Crane Oiler; Tugger; Welding Machine; Well Points;& Whirley Oiler

GROUP 3 -All Off Road Material Handling Equipment, including Articulating Dump Trucks; Greaser on Grease Facilities servicing Heavy Equipment

GROUP 4 - Bituminous Distributor; Burlap & Curing Machine; Cement Gun; Concrete Saw; Conveyor; Deckhand Oiler; Grout Pump; Hydraulic Post Driver; Hydro Seeder; Mud Jack; Oiler; Paving Joint Machine; Power Form Handling Equipment; Pump; Roller (Earth); Steerman; Tamping Machine; Tractor (Under 50 H.P.); & Vibrator

CRANES - with booms 150 ft. & Over (Including JIB), and where the length of the boom in combination with the length of the piling equals or exceeds 150 ft. - \$1.00 above Group 1 rate

EMPLOYEES ASSIGNED TO WORK BELOW GROUND LEVEL ARE TO BE PAID 10% ABOVE BASIC WAGE RATE. THIS DOES NOT APPLY TO OPEN CUT WORK.

IRON0070-005 06/01/2012

BUTLER COUNTY (Eastern eighth, including the Townships of Decker, Lee & Tilford);
EDMONSON COUNTY (Northern three-fourths, including the Townships of Asphalt, Bee Spring, Brownsville, Grassland, Huff, Kyrock, Lindseyville, Mammoth Cave, Ollie, Prosperity, Rhoda, Sunfish & Sweden)

Rates Fringes

Ironworkers:

Structural; Ornamental;
Reinforcing; Precast
Concrete Erectors.....\$ 26.34 18.58

IRON0103-004 04/01/2011

DAVISS, HANCOCK, HENDERSON, HOPKINS, MCLEAN, OHIO, UNION & WEBSTER COUNTIES
BUTLER COUNTY (Townships of Aberdeen, Bancock, Casey, Dexterville, Dunbar, Elfie, Gilstrap, Huntsville, Logansport, Monford, Morgantown, Provo, Rochester, South Hill & Welchs Creek);
CALDWELL COUNTY (Northeastern third, including the Township of Creswell);
CHRISTIAN COUNTY (Northern third, including the Townships of Apex, Crofton, Kelly, Mannington & Wynns);
CRITTENDEN COUNTY (Northeastern half, including the Townships of Grove, Mattoon, Repton, Shady Grove & Tribune);
MUHLENBERG COUNTY (Townships of Bavier, Beech Creek Junction, Benton, Brennen, Browder, Central City, Cleaton, Depoy, Drakesboro, Eunis, Graham, Hillside, Luzerne, Lynn City, Martwick, McNary, Millport, Moorman, Nelson, Paradise, Powderly, South Carrollton, Tarina & Weir)

Rates Fringes

Ironworkers:.....\$ 28.25 14.475

IRON0492-003 05/01/2012

ALLEN, LOGAN, SIMPSON, TODD & WARREN COUNTIES
BUTLER COUNTY (Southern third, including the Townships of Boston, Berrys Lick, Dimple, Jetson, Quality, Sharer, Sugar Grove & Woodbury);
CHRISTIAN COUNTY (Eastern two-thirds, including the Townships of Bennettstown, Casky, Herndon, Hopkinsville, Howell, Masonville, Pembroke & Thompsonville);
EDMONSON COUNTY (Southern fourth, including the Townships of Chalybeate & Rocky Hill);
MUHLENBERG COUNTY (Southern eighth, including the Townships of Dunnior, Penrod & Rosewood)

Rates Fringes

Ironworkers:.....\$ 23.00 10.70

IRON0782-006 05/01/2012

BALLARD, CALLOWAY, CARLISLE, FULTON, GRAVES, HICKMAN,
LIVINGSTON, LYON, MARSHALL, MCCRACKEN & TRIGG COUNTIES
CALDWELL COUNTY (Southwestern two-thirds, including the
Townships of Cedar Bluff, Cider, Claxton, Cobb, Crowtown,
Dulaney, Farmersville, Fredonia, McGowan, Otter Pond &
Princeton);
CHRISTIAN COUNTY (Western third, Excluding the Townships of
Apex, Crofton, Kelly, Mannington, Wynns, Bennettstown, Casky,
Herndon, Hopkinsville, Howell, Masonville, Pembroke &
Thompsonville);
CRITTENDEN COUNTY (Southwestern half, including the Townships
of Crayne, Dycusburg, Frances, Marion, Mexico, Midway,
Sheridan & Told)

	Rates	Fringes
Ironworkers:		
Projects with a total contract cost of		
\$20,000,000.00 or above.....	\$ 26.00	18.91
All Other Work.....	\$ 24.66	17.65

LABO0189-005 07/01/2012

BALLARD, CALLOWAY, CARLISLE, FULTON, GRAVES, HICKMAN,
LIVINGSTON, LYON, MARSHALL & MCCRACKEN COUNTIES

	Rates	Fringes
Laborers:		
GROUP 1.....	\$ 20.75	11.81
GROUP 2.....	\$ 21.00	11.81
GROUP 3.....	\$ 21.05	11.81
GROUP 4.....	\$ 21.65	11.81

LABORER CLASSIFICATIONS

GROUP 1 - Aging & Curing of Concrete; Asbestos Abatement
Worker; Asphalt Plant; Asphalt; Batch Truck Dump; Carpenter
Tender; Cement Mason Tender; Cleaning of Machines;
Concrete; Demolition; Dredging; Environmental - Nuclear,
Radiation, Toxic & Hazardous Waste - Level D; Flagperson;
Grade Checker; Hand Digging & Hand Back Filling; Highway
Marker Placer; Landscaping, Mesh Handler & Placer; Puddler;
Railroad; Rip-rap & Grouter; Right-of-Way; Sign, Guard Rail
& Fence Installer; Signal Person; Sound Barrier Installer;
Storm & Sanitary Sewer; Swamper; Truck Spotter & Dumper;
Wrecking of Concrete Forms; General Cleanup

GROUP 2 - Batter Board Man (Sanitary & Storm Sewer);
Brickmason Tender; Mortar Mixer Operator; Scaffold Builder;
Burner & Welder; Bushhammer; Chain Saw Operator; Concrete
Saw Operator; Deckhand Scow Man; Dry Cement Handler;
Environmental - Nuclear, Radiation, Toxic & Hazardous Waste
- Level C; Forklift Operator for Masonary; Form Setter;
Green Concrete Cutting; Hand Operated Grouter & Grinder
Machine Operator; Jackhammer; Pavement Breaker; Paving
Joint Machine; Pipelayer; Plastic Pipe Fusion; Power Driven
Georgia Buggy & Wheel Barrow; Power Post Hole Digger;
Precast Manhole Setter; Walk-Behind Tamper; Walk-Behind

Trencher; Sand Blaster; Concrete Chipper; Surface
Grinder; Vibrator Operator; Wagon Driller

GROUP 3 - Asphalt Luteman & Raker; Gunnite Nozzleman; Gunnite
Operator & Mixer; Grout Pump Operator; Blaster; Side Rail
Setter; Rail Paved Ditches; Screw Operator; Tunnel (Free
Air); Water Blaster

GROUP 4 - Caisson Worker (Free Air); Cement Finisher;
Environmental - Nuclear, Radiation, Toxic & Hazardous Waste
- Levels A & B; Miner & Driller (Free Air); Tunnel Blaster;
& Tunnel Mucker (Free Air); Directional & Horizontal
Boring; Air Track Drillers (All Types); Powdermen &
Blasters; Troxler & Concrete Tester if Laborer is Utilized

LABO0189-006 07/01/2012

ALLEN, BUTLER, CALDWELL, CHRISTIAN, DAVIESS, EDMONSON, HANCOCK,
HOPKINS, LOGAN, MCLEAN, MUHLENBERG, OHIO, SIMPSON, TODD, TRIGG
& WARREN COUNTIES

	Rates	Fringes
Laborers:		
GROUP 1.....	\$ 21.96	10.60
GROUP 2.....	\$ 22.21	10.60
GROUP 3.....	\$ 22.26	10.60
GROUP 4.....	\$ 22.86	10.60

LABORER CLASSIFICATIONS

GROUP 1 - Aging & Curing of Concrete; Asbestos Abatement
Worker; Asphalt Plant; Asphalt; Batch Truck Dump; Carpenter
Tender; Cement Mason Tender; Cleaning of Machines;
Concrete; Demolition; Dredging; Environmental - Nuclear,
Radiation, Toxic & Hazardous Waste - Level D; Flagperson;
Grade Checker; Hand Digging & Hand Back Filling; Highway
Marker Placer; Landscaping, Mesh Handler & Placer; Puddler;
Railroad; Rip-rap & Grouter; Right-of-Way; Sign, Guard Rail
& Fence Installer; Signal Person; Sound Barrier Installer;
Storm & Sanitary Sewer; Swamper; Truck Spotter & Dumper;
Wrecking of Concrete Forms; General Cleanup

GROUP 2 - Batter Board Man (Sanitary & Storm Sewer);
Brickmason Tender; Mortar Mixer Operator; Scaffold Builder;
Burner & Welder; Bushhammer; Chain Saw Operator; Concrete
Saw Operator; Deckhand Scow Man; Dry Cement Handler;
Environmental - Nuclear, Radiation, Toxic & Hazardous Waste
- Level C; Forklift Operator for Masonary; Form Setter;
Green Concrete Cutting; Hand Operated Grouter & Grinder
Machine Operator; Jackhammer; Pavement Breaker; Paving
Joint Machine; Pipelayer; Plastic Pipe Fusion; Power Driven
Georgia Buggy & Wheel Barrow; Power Post Hole Digger;
Precast Manhole Setter; Walk-Behind Tamper; Walk-Behind
Trencher; Sand Blaster; Concrete Chipper; Surface
Grinder; Vibrator Operator; Wagon Driller

GROUP 3 - Asphalt Luteman & Raker; Gunnite Nozzleman; Gunnite
Operator & Mixer; Grout Pump Operator; Blaster; Side Rail
Setter; Rail Paved Ditches; Screw Operator; Tunnel (Free
Air); Water Blaster

GROUP 4 - Caisson Worker (Free Air); Cement Finisher;
Environmental - Nuclear, Radiation, Toxic & Hazardous Waste
- Levels A & B; Miner & Driller (Free Air); Tunnel Blaster;
& Tunnel Mucker (Free Air); Directional & Horizontal
Boring; Air Track Drillers (All Types); Powdermen &
Blasters; Troxler & Concrete Tester if Laborer is Utilized

LABO0561-001 07/01/2012

CRITTENDEN, HENDERSON, UNION & WEBSTER COUNTIES

	Rates	Fringes
Laborers:		
GROUP 1.....	\$ 20.86	11.70
GROUP 2.....	\$ 21.11	11.70
GROUP 3.....	\$ 21.16	11.70
GROUP 4.....	\$ 21.76	11.70

LABORER CLASSIFICATIONS

GROUP 1 - Aging & Curing of Concrete; Asbestos Abatement
Worker; Asphalt Plant; Asphalt; Batch Truck Dump; Carpenter
Tender; Cement Mason Tender; Cleaning of Machines;
Concrete; Demolition; Dredging; Environmental - Nuclear,
Radiation, Toxic & Hazardous Waste - Level D; Flagperson;
Grade Checker; Hand Digging & Hand Back Filling; Highway
Marker Placer; Landscaping, Mesh Handler & Placer; Puddler;
Railroad; Rip-rap & Grouter; Right-of-Way; Sign, Guard Rail
& Fence Installer; Signal Person; Sound Barrier Installer;
Storm & Sanitary Sewer; Swamper; Truck Spotter & Dumper;
Wrecking of Concrete Forms; General Cleanup

GROUP 2 - Batter Board Man (Sanitary & Storm Sewer);
Brickmason Tender; Mortar Mixer Operator; Scaffold Builder;
Burner & Welder; Bushhammer; Chain Saw Operator; Concrete
Saw Operator; Deckhand Scow Man; Dry Cement Handler;
Environmental - Nuclear, Radiation, Toxic & Hazardous Waste
- Level C; Forklift Operator for Masonary; Form Setter;
Green Concrete Cutting; Hand Operated Grouter & Grinder
Machine Operator; Jackhammer; Pavement Breaker; Paving
Joint Machine; Pipelayer; Plastic Pipe Fusion; Power Driven
Georgia Buggy & Wheel Barrow; Power Post Hole Digger;
Precast Manhole Setter; Walk-Behind Tamper; Walk-Behind
Trencher; Sand Blaster; Concrete Chipper; Surface
Grinder; Vibrator Operator; Wagon Driller

GROUP 3 - Asphalt Luteman & Raker; Gunnite Nozzleman; Gunnite
Operator & Mixer; Grout Pump Operator; Blaster; Side Rail
Setter; Rail Paved Ditches; Screw Operator; Tunnel (Free
Air); Water Blaster

GROUP 4 - Caisson Worker (Free Air); Cement Finisher;
Environmental - Nuclear, Radiation, Toxic & Hazardous Waste
- Levels A & B; Miner & Driller (Free Air); Tunnel Blaster;
& Tunnel Mucker (Free Air); Directional & Horizontal
Boring; Air Track Drillers (All Types); Powdermen &
Blasters; Troxler & Concrete Tester if Laborer is Utilized

PAIN0032-002 05/01/2012

BALLARD COUNTY

	Rates	Fringes
Painters:		
Bridges.....	\$ 30.56	14.20
All Other Work.....	\$ 28.26	14.20

Spray, Blast, Steam, High & Hazardous (Including Lead Abatement) and All Epoxy - \$1.00 Premium

PAIN0118-003 05/01/2010

EDMONSON COUNTY:

	Rates	Fringes
Painters:		
Brush & Roller.....	\$ 18.50	10.30
Spray, Sandblast, Power Tools, Waterblast & Steam Cleaning.....	\$ 19.50	10.30

PAIN0156-006 04/01/2010

DAVISS, HANCOCK, HENDERSON, MCLEAN, OHIO, UNION & WEBSTER
COUNTIES

	Rates	Fringes
Painters:		
BRIDGES		
GROUP 1.....	\$ 25.60	10.05
GROUP 2.....	\$ 25.85	10.05
GROUP 3.....	\$ 26.60	10.05
GROUP 4.....	\$ 27.60	10.05
ALL OTHER WORK:		
GROUP 1.....	\$ 25.60	11.30
GROUP 2.....	\$ 25.85	11.30
GROUP 3.....	\$ 26.60	11.30
GROUP 4.....	\$ 27.60	11.30

PAINTER CLASSIFICATIONS

GROUP 1 - Brush & Roller

GROUP 2 - Plasterers

GROUP 3 - Spray; Sandblast; Power Tools; Waterblast;
Steamcleaning; Brush & Roller of Mastics, Creosotes, Kwinch
Koate & Coal Tar Epoxy

GROUP 4 - Spray of Mastics, Creosotes, Kwinch Koate & Coal
Tar Epoxy

PAIN0456-003 07/01/2011

ALLEN, BUTLER, LOGAN, MUHLENBERG, SIMPSON, TODD & WARREN
COUNTIES:

	Rates	Fringes
Painters:		

BRIDGES

Brush & Roller.....	\$ 22.55	9.65
Spray; Sandblast; Power Tools; Waterblast & Steam		
Cleaning.....	\$ 23.55	9.65
ALL OTHER WORK		
Brush & Roller.....	\$ 17.55	9.65
Spray; Sandblast; Power Tools; Waterblast & Steam		
Cleaning.....	\$ 18.55	9.65

ALL OTHER WORK - HIGH TIME PAY

Over 35 feet (up to 100 feet) - \$1.00 above base wage
100 feet and over - \$2.00 above base wage

DURING SPRAY PAINTING AND SANDBLASTING OPERATIONS, POT
TENDERS SHALL RECEIVE THE SAME WAGE RATES AS THE SPRAY
PAINTER OR NOZZLE OPERATOR

PAIN0500-002 07/01/2012

CALDWELL, CALLOWAY, CARLISLE, CHRISTIAN, CRITTENDEN, FULTON,
GRAVES, HICKMAN, HOPKINS, LIVINGSTON, LYON, MARSHALL, MCCRACKEN
& TRIGG COUNTIES:

	Rates	Fringes
Painters:		
Bridges.....	\$ 25.25	11.90
All Other Work.....	\$ 19.00	11.90

Waterblasting units with 3500 PSI and above - \$.50 premium
Spraypainting and all abrasive blasting - \$1.00 premium
Work 40 ft. and above ground level - \$1.00 premium

PLUM0184-002 07/01/2012

BALLARD, CALDWELL, CALLOWAY, CARLISLE, CHRISTIAN, CRITTENDEN,
FULTON, GRAVES, HICKMAN, LIVINGSTON, LYON, MARSHALL, MCCRACKEN
and TRIGG COUNTIES

	Rates	Fringes
Plumber; Steamfitter.....	\$ 32.31	14.43

PLUM0502-004 08/01/2012

ALLEN, BUTLER, EDMONSON, SIMPSON & WARREN

	Rates	Fringes
Plumber; Steamfitter.....	\$ 32.00	16.17

PLUM0633-002 07/01/2012

DAVISS, HANCOCK, HENDERSON, HOPKINS, LOGAN, MCLEAN,
MUHLENBERG, OHIO, TODD, UNION & WEBSTER COUNTIES:

	Rates	Fringes
--	-------	---------

PLUMBER/PIPEFITTER.....\$ 29.42 13.50

TEAM0089-003 04/01/2012

Zone 1: ALLEN, BUTLER, EDMONSON, LOGAN, SIMPSON, & WARREN
COUNTIES

Zone 2: BALLARD, CALLOWAY, CALDWELL, CARLISLE, CHRISTIAN,
CRITTENDEN, FULTON, GRAVES, HICKMAN, LIVINGSTON, LYON,
MARSHALL, MCCRACKEN, TODD, & TRIGG COUNTIES

Zone 3: DAVIESS, HANCOCK, HENDERSON, HOPKINS, MCLEAN,
MUHLENBERG, OHIO, & WEBSTER COUNTIES

	Rates	Fringes
Truck drivers:		
Zone 1:		
Group 1.....	\$ 19.38	16.15
Group 2.....	\$ 19.56	16.15
Group 3.....	\$ 19.64	16.15
Group 4.....	\$ 19.66	16.15
Zone 2:		
Group 1.....	\$ 19.38	16.15
Group 2.....	\$ 19.56	16.15
Group 3.....	\$ 19.56	16.15
Group 4.....	\$ 19.66	16.15
Group 5.....	\$ 19.64	16.15
Zone 3:		
Group 1.....	\$ 19.38	16.15
Group 2.....	\$ 19.56	16.15
Group 3.....	\$ 19.56	16.15
Group 4.....	\$ 19.66	16.15

TRUCK DRIVER CLASSIFICATIONS FOR ZONE 1:

GROUP 1 - Greaser; Tire Changer

GROUP 2 - Truck Mechanic; Single Axle Dump; Flat Bed; All
Terrain Vehicles when used to haul materials; Semi Trailer
or Pole Trailer when used to pull building materials and
equipment; Tandem Axle Dump; Driver of Distributors

GROUP 3 - Mixer All Types

GROUP 4 - Winch and A-Frame when used in transporting
materials; Ross Carrier; Fork Lift when used to transport
building materials; Driver on Pavement Breaker; Euclid and
Other Heavy Earth Moving Equipment; Low Boy; Articulator
Cat; Five Axle Vehicle

TRUCK DRIVER CLASSIFICATIONS FOR ZONE 2:

GROUP 1 - Greaser; Tire Changer

GROUP 2 - Truck Mechanic

GROUP 3 - Single Axle Dump; Flat Bed; all Terrain Vehicles
when used to haul materials; Semi Trailer or Pole Trailer
when used to pull building materials and equipment; Tandem
Axle Dump; Driver of Distributors

GROUP 4 - Euclid and Other Heavy Earth Moving Equipment; Low

Boy; Articulator Cat; Five Axle Vehicle; Winch and A-Frame
when used in transporting materials; Ross Carrier

GROUP 5 - Mixer All Types

TRUCK DRIVER CLASSIFICATIONS FOR ZONE 3:

GROUP 1 - Greaser, Tire Changer

GROUP 2 - Truck Mechanic

GROUP 3 - Single Axle Dump; Flat Bed; all Terrain Vehicle
when used to haul materials; Semi Trailer or Pole Trailer
when used to pull building materials and equipment; Tandem
Axle Dump; Driver of Distributors; Mixer All Types

GROUP 4 - Euclid and Other Heavy Earth moving Equipment;
Lowboy; Articulator Cat; 5 Axle Vehicle; Winch and A-Frame
when used in transporting materials; Ross Carrier; Fork
Lift when used to transport building materials; Driver on
Pavement Breaker

WELDERS - Receive rate prescribed for craft performing
operation to which welding is incidental.

=====
Unlisted classifications needed for work not included within
the scope of the classifications listed may be added after
award only as provided in the labor standards contract clauses
(29CFR 5.5 (a) (1) (ii)).

The body of each wage determination lists the classification
and wage rates that have been found to be prevailing for the
cited type(s) of construction in the area covered by the wage
determination. The classifications are listed in alphabetical
order of "identifiers" that indicate whether the particular
rate is union or non-union.

Union Identifiers

An identifier enclosed in dotted lines beginning with
characters other than "SU" denotes that the union
classification and rate have found to be prevailing for that
classification. Example: PLUM0198-005 07/01/2011. The first
four letters , PLUM, indicate the international union and the
four-digit number, 0198, that follows indicates the local union
number or district council number where applicable , i.e.,
Plumbers Local 0198. The next number, 005 in the example, is
an internal number used in processing the wage determination.
The date, 07/01/2011, following these characters is the
effective date of the most current negotiated rate/collective
bargaining agreement which would be July 1, 2011 in the above
example.

Union prevailing wage rates will be updated to reflect any changes in the collective bargaining agreements governing the rates.

0000/9999: weighted union wage rates will be published annually each January.

Non-Union Identifiers

Classifications listed under an "SU" identifier were derived from survey data by computing average rates and are not union rates; however, the data used in computing these rates may include both union and non-union data. Example: SULA2004-007 5/13/2010. SU indicates the rates are not union majority rates, LA indicates the State of Louisiana; 2004 is the year of the survey; and 007 is an internal number used in producing the wage determination. A 1993 or later date, 5/13/2010, indicates the classifications and rates under that identifier were issued as a General Wage Determination on that date.

Survey wage rates will remain in effect and will not change until a new survey is conducted.

WAGE DETERMINATION APPEALS PROCESS

1.) Has there been an initial decision in the matter? This can be:

- * an existing published wage determination
- * a survey underlying a wage determination
- * a Wage and Hour Division letter setting forth a position on a wage determination matter
- * a conformance (additional classification and rate) ruling

On survey related matters, initial contact, including requests for summaries of surveys, should be with the Wage and Hour Regional Office for the area in which the survey was conducted because those Regional Offices have responsibility for the Davis-Bacon survey program. If the response from this initial contact is not satisfactory, then the process described in 2.) and 3.) should be followed.

With regard to any other matter not yet ripe for the formal process described here, initial contact should be with the Branch of Construction Wage Determinations. Write to:

Branch of Construction Wage Determinations
Wage and Hour Division
U.S. Department of Labor
200 Constitution Avenue, N.W.
Washington, DC 20210

2.) If the answer to the question in 1.) is yes, then an interested party (those affected by the action) can request review and reconsideration from the Wage and Hour Administrator (See 29 CFR Part 1.8 and 29 CFR Part 7). Write to:

Wage and Hour Administrator

U.S. Department of Labor
200 Constitution Avenue, N.W.
Washington, DC 20210

The request should be accompanied by a full statement of the interested party's position and by any information (wage payment data, project description, area practice material, etc.) that the requestor considers relevant to the issue.

3.) If the decision of the Administrator is not favorable, an interested party may appeal directly to the Administrative Review Board (formerly the Wage Appeals Board). Write to:

Administrative Review Board
U.S. Department of Labor
200 Constitution Avenue, N.W.
Washington, DC 20210

4.) All decisions by the Administrative Review Board are final.

=====

END OF GENERAL DECISION

Fringe benefit amounts are applicable for all hours worked except when otherwise noted.

These rates are listed pursuant to the Kentucky Determination No. CR-III-I-HWY dated September 5, 2012.

No laborer, workman or mechanic shall be paid at a rate less than that of a Journeyman except those classified as bona fide apprentices.

Apprentices or trainees shall be permitted to work as such subject to Administrative Regulations adopted by the Commissioner of Workplace Standards. Copies of these regulations will be furnished upon request from any interested person.

Before using apprentices on the job the contractor shall present to the Contracting Officer written evidence of registration of such employees in a program of a State apprenticeship and training agency approved and recognized by the U. S. Bureau of Apprenticeship and Training. In the absence of such a State agency, the contractor shall submit evidence of approval and registration by the U. S. Bureau of Apprenticeship and Training.

The contractor shall submit to the Contracting Officer, written evidence of the established apprenticeship-journeyman ratios and wage rates in the project area, which will be the basis for establishing such ratios and rates for the project under the applicable contract provisions.

TO: EMPLOYERS/EMPLOYEES

PREVAILING WAGE SCHEDULE:

The wages indicated on this wage schedule are the least permitted to be paid for the occupations indicated. When an employee works in more than one classification, the employer must record the number of hours worked in each classification at the prescribed hourly base rate.

OVERTIME:

Overtime is to be paid after an employee works eight (8) hours a day or forty (40) hours a week, whichever gives the employee the greater wages. At least time and one-half the base rate is required for all overtime. A laborer, workman or mechanic and an employer may enter into a written agreement or a collective bargaining agreement to work more than eight (8) hours a calendar day but not more than ten (10) hours a calendar day for the straight time hourly rate. Wage violations or questions should be directed to the designated Engineer or the undersigned.

Ryan Griffith, Director
Division of Construction Procurement
Frankfort, Kentucky 40622

PART IV
INSURANCE

INSURANCE

The Contractor shall procure and maintain the following insurance in addition to the insurance required by law:

- 1) Commercial General Liability-Occurrence form – not less than \$2,000,000 General aggregate, \$2,000,000 Products & Completed Aggregate, \$1,000,000 Personal & Advertising, \$1,000,000 each occurrence.
- 2) Automobile Liability- \$1,000,000 per accident
- 3) Employers Liability:
 - a) \$100,000 Each Accident Bodily Injury
 - b) \$500,000 Policy limit Bodily Injury by Disease
 - c) \$100,000 Each Employee Bodily Injury by Disease
- 4) The insurance required above must be evidenced by a Certificate of Insurance and this Certificate of Insurance must contain one of the following statements:
 - a) "policy contains no deductible clauses."
 - b) "policy contains _____ (amount) deductible property damage clause but company will pay claim and collect the deductible from the insured."
- 5) **KENTUCKY WORKMEN'S COMPENSATION INSURANCE.** The contractor shall furnish evidence of coverage of all his employees or give evidence of self-insurance by submitting a copy of a certificate issued by the Workmen's Compensation Board.

The cost of insurance is incidental to all contract items. All subcontractors must meet the same minimum insurance requirements.

PART V
BID ITEMS

PROPOSAL BID ITEMS

132654

Page 1 of 1

Report Date 3/29/13

Section: 0001 - BRIDGE

LINE	BID CODE	ALT	DESCRIPTION	QUANTITY	UNIT	UNIT PRICE	FP	AMOUNT
0010	02014		BARRICADE-TYPE III	8.00	EACH		\$	
0020	02562		TEMPORARY SIGNS	400.00	SQFT		\$	
0030	02650		MAINTAIN & CONTROL TRAFFIC APPLIES TO 016B00061N	1.00	LS		\$	
0040	02650		MAINTAIN & CONTROL TRAFFIC (APPLIES TO 046B00013N)	1.00	LS		\$	
0050	02653		LANE CLOSURE	2.00	EACH		\$	
0060	02654		TRUCK MOUNTED ATTENUATOR	1.00	EACH		\$	
0070	02671		PORTABLE CHANGEABLE MESSAGE SIGN	3.00	EACH		\$	
0080	03295		EXPAN JOINT REPLACE 2 IN	28.00	LF		\$	
0090	03299		ARMORED EDGE FOR CONCRETE	55.50	LF		\$	
0100	03300		ELIMINATE TRANSVERSE JOINT	60.00	LF		\$	
0110	03304		BRIDGE OVERLAY APPROACH PAVEMENT	860.00	SQYD		\$	
0120	04933		TEMP SIGNAL 2 PHASE	1.00	EACH		\$	
0130	06514		PAVE STRIPING-PERM PAINT-4 IN	2,190.00	LF		\$	
0140	06550		PAVE STRIPING-TEMP REM TAPE-W4"	2,750.00	LF		\$	
0150	06551		PAVE STRIPING-TEMP REM TAPE-Y4"	1,700.00	LF		\$	
0160	08150		STEEL REINFORCEMENT	892.50	LB		\$	
0170	08504		EPOXY SAND SLURRY	220.00	SQYD		\$	
0180	08526		CONC CLASS M FULL DEPTH PATCH	12.00	CUYD		\$	
0190	08534		CONCRETE OVERLAY-LATEX	56.00	CUYD		\$	
0200	08534		CONCRETE OVERLAY-LATEX (APPROACH)	6.00	CUYD		\$	
0210	08549		BLAST CLEANING	1,552.00	SQYD		\$	
0220	08549		BLAST CLEANING (APPROACH)	160.00	SQYD		\$	
0230	08550		HYDRODEMOLITION	1,004.00	SQYD		\$	
0240	08551		MACHINE PREP OF SLAB	320.00	SQYD		\$	
0250	08551		MACHINE PREP OF SLAB (APPROACH)	160.00	SQYD		\$	
0260	24094EC		PARTIAL DEPTH PATCHING	12.00	CUYD		\$	
0270	24094EC		PARTIAL DEPTH PATCHING	15.00	CUYD		\$	

Section: 0002 - DEMOBILIZATION

LINE	BID CODE	ALT	DESCRIPTION	QUANTITY	UNIT	UNIT PRICE	FP	AMOUNT
0280	02569		DEMOBILIZATION	1.00	LS		\$	